# 1 SITE PLAN

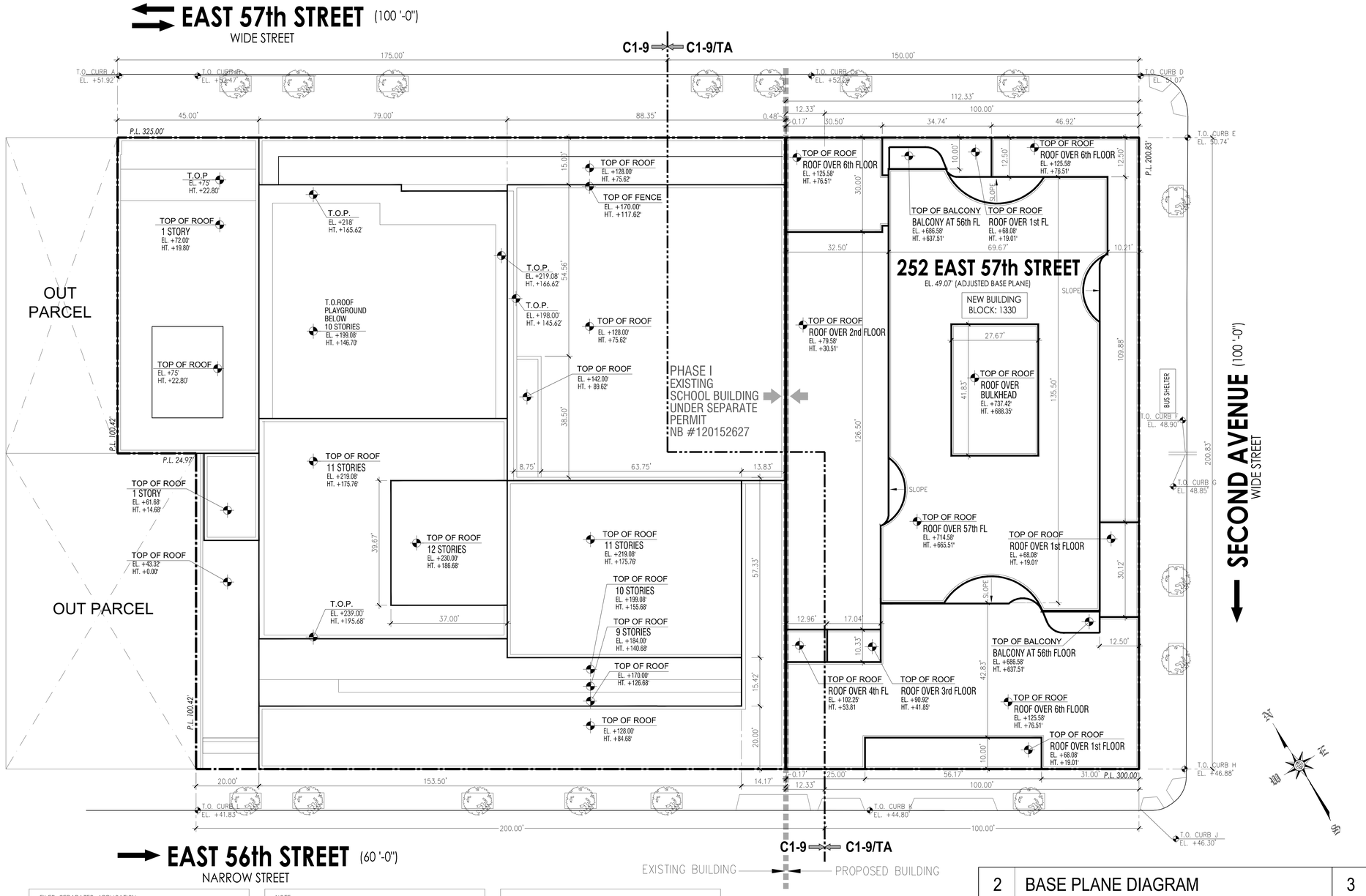


FILED SEPARATED APPLICATION
APPROVED BY D.O.B. ON 06/04/2010
APPLICATION #: NB 120152627

NOTE:
ALL ELEVATIONS ABOVE MANHATTAN DATUM = 0.0'

PHASE LINE
PROPERTY LINE
ZONING DISTRICT BOUNDARY

## 2 BASE PLANE DIAGRAM

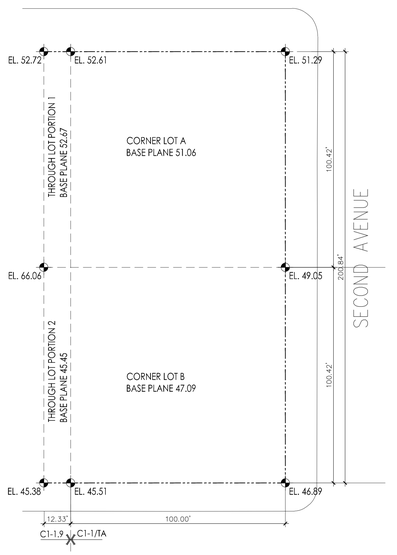


## 3 BASE PLANE CALCULATIONS

| BASE PLANE CALCULATIONS | | | | | | |
|---|---|---|---|---|---|---|
| **LOT COVERAGE** | | | | | | |
| LOT | | AREA (SF) | % OF TOTAL | | | |
| CORNER LOT A | | 10,042 | 44.51% | | | |
| CORNER LOT B | | 10,042 | 44.51% | | | |
| THROUGH LOT | PORTION 1 | 1,238 | 5.49% | | | |
| | PORTION 2 | 1,238 | 5.49% | | | |
| TOTAL | | 22,560 | 100% | | | |
| **BASE PLANE CALCULATIONS (CURB LEVEL)** | | | | | | |
| CORNER LOT A | | (52.61 + 51.29 + 51.29 + 49.05) / 4 | | = | | 51.06 |
| CORNER LOT B | | (49.05 + 46.89 + 46.89 + 45.51) / 4 | | = | | 47.09 |
| THROUGH LOT | PORTION 1 | (52.72 + 52.61) / 2 | | = | | 52.67 |
| | PORTION 2 | (45.38 + 45.51) / 2 | | = | | 45.45 |
| **ADJUSTED BASE PLANE CALCULATION** | | | | | | |
| CORNER LOT A | | 51.06 x 44.51% | | = | | 22.73 |
| CORNER LOT B | | 47.09 x 44.51% | | = | | 20.96 |
| THROUGH LOT | PORTION 1 | 52.67 x 5.49% | | = | | 2.89 |
| | PORTION 2 | 45.45 x 5.49% | | = | | 2.49 |
| ADJUSTED BASE PLANE | | | | | | 49.07 |

Damian Titus
Buildings
APPROVED
Under Directive 2 of 1975
Date: 03/20/2014:
NYC Development Hub


OWNER:
SNOWPLOW LLC
950 THIRD AVENUE
NEW YORK, NY 10022
TEL.: (212) 486-2000

ARCHITECT OF RECORD:
SLCE*Architects, LLP*
841 BROADWAY
NEW YORK, NY 10003
TEL.: 212-979-8400

DESIGN ARCHITECT:
SOM
14 WALL STREET
NEW YORK, NY 10005
TEL.: 212-298-9336

STRUCTURAL ENGINEER:
DESIMONE
16 WEST 18th STREET
NEW YORK, NY 10011
TEL.: 212-532-2211

MEP ENGINEER:
WSP · FLACK+KURTZ
512 SEVENTH AVENUE
NEW YORK, NY 10011
TEL.: 212-532-9600

BUILDING ENVELOPE CONSULTANT:
GMS
GILSANZ MURRAY STEFICEK LLP
129 WEST 27th STREET
NEW YORK, NY 10001
TEL.: 212-254-0030

INTERIOR ARCHITECT:
DANIEL ROMUALDEZ • ARCHITECTS
119 WEST 23rd STREET
NEW YORK, NY 10011
TEL.: 212-989-8429

LIGHTING DESIGNER:
SBLD STUDIO
132 WEST 36th STREET
NEW YORK, NY 10018
TEL.: 212-391-4230

FACADE MAINTENANCE CONSULTANT:
ENTEK ENGINEERING, LLC
166 AMES STREET
HACKENSACK, NJ 07601
TEL.: 201-820-2801

ELEVATOR CONSULTANT:
vda
5 REGENT STREET
LIVINGSTON, NJ 07039
TEL.: 973-994-9220

GEOTECHNICAL CONSULTANT:
LANGAN ENGINEERING
RIVER DRIVE CENTER 1
ELMWOOD PARK, NJ 07407
TEL.: 201-794-6900


| No: | Date: | Revision: |
|---|---|---|
| | 10-10-12 | D.O.B. SUBMITTAL |

NORTH ARROW | SCALE

KEY PLAN:

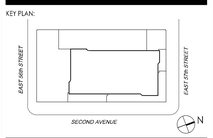


PROJECT:
252 EAST 57th STREET
NEW YORK, NY

TITLE:
ZONING
SITE PLAN

SEAL & SIGNATURE:

| | |
|---|---|
| SCALE: | AS SHOWN |
| DATE: | 09-02-11 |
| PROJECT No: | 2011-14 |
| FILE No: | 250 EAST 57th STREET |
| DRAWN BY: | |
| CHECKED BY: | |
| DWG. No.: | Z-101.00 |
| | OF |

DEPT OF BLDGS 121328321 Job Number
ES439402080 Scan Code

## 3 NEW BUILDING FLOOR AREA SCHEDULE

PHASE 2

| FLOOR | USE | GFA | DEDUCTIONS | EXTERIOR WALL NYECC | TOTAL DEDUCTIONS | ZFA |
|---|---|---|---|---|---|---|
| SC-2 | | 22,560 | 22,560.00 | | 22,560.00 | |
| SC-1 | | 9,256 | 9,256.00 | | 9,256.00 | - |
| C | | 17,283 | 17,283.00 | | 17,283.00 | |
| 1 | RETAIL | 9,668 | 923.39 | | 923.39 | 8,744.61 |
| | RESIDENTIAL | 12,725 | 4,655.17 | | 4,655.17 | 8,069.83 |
| | TOTAL 1ST FLOOR | | | | | |
| 2 | RETAIL | 19,378 | 108.42 | 288.08 | 396.50 | 18,981.50 |
| | RESIDENTIAL | 1,872 | 177.31 | | 177.31 | 1,694.69 |
| | TOTAL 2ND FLOOR | | | | | |
| 3 | RESIDENTIAL | 17,258 | 5,353.02 | 232.10 | 5,585.12 | 11,672.88 |
| 4 | RESIDENTIAL | 17,063 | 4,174.92 | 273.36 | 4,448.28 | 12,614.72 |
| 5 | RESIDENTIAL | 16,915 | 773.29 | 317.81 | 1,091.10 | 15,823.90 |
| 6 | RESIDENTIAL | 16,915 | 3,103.02 | 282.32 | 3,385.34 | 13,529.66 |
| 7 | RESIDENTIAL | 9,325 | 445.78 | 135.70 | 581.48 | 8,743.52 |
| 8 | RESIDENTIAL | 9,325 | 478.24 | 159.34 | 637.58 | 8,687.42 |
| 9 | RESIDENTIAL | 9,324 | 478.24 | 159.42 | 637.66 | 8,686.34 |
| 10 | RESIDENTIAL | 9,323 | 478.24 | 159.50 | 637.74 | 8,685.26 |
| 11 | RESIDENTIAL | 9,321 | 478.24 | 159.58 | 637.82 | 8,683.18 |
| 12 | RESIDENTIAL | 9,320 | 478.24 | 156.68 | 634.92 | 8,685.08 |
| 13 | RESIDENTIAL | 9,318 | 478.24 | 159.76 | 638.00 | 8,680.00 |
| 14 | RESIDENTIAL | 9,317 | 478.24 | 159.86 | 638.10 | 8,678.90 |
| 15 | RESIDENTIAL | 9,315 | 525.32 | 159.96 | 685.28 | 8,629.72 |
| 16 | RESIDENTIAL | 9,313 | 525.32 | 160.04 | 685.36 | 8,627.64 |
| 17 | RESIDENTIAL | 9,310 | 525.32 | 160.14 | 685.46 | 8,624.54 |
| 18 | RESIDENTIAL | 9,308 | 525.32 | 160.24 | 685.56 | 8,622.44 |
| 19 | RESIDENTIAL | 9,306 | 525.32 | 160.34 | 685.66 | 8,620.34 |
| 20 | RESIDENTIAL | 9,303 | 525.32 | 160.44 | 685.76 | 8,617.24 |
| 21 | RESIDENTIAL | 9,300 | 525.32 | 160.54 | 685.86 | 8,614.14 |
| 22 | RESIDENTIAL | 9,297 | 525.32 | 160.64 | 685.96 | 8,611.04 |
| 23 | MECHANICAL | 9,294 | 9,294.00 | 0.00 | 9,294.00 | - |
| 24 | MECHANICAL | 9,291 | 9,291.00 | 0.00 | 9,291.00 | - |
| 25 | RESIDENTIAL | 9,292 | 998.75 | 129.60 | 1,128.35 | 8,163.65 |
| 26 | RESIDENTIAL- MECHANICAL | 9,292 | 9,292.00 | 0.00 | 9,292.00 | - |
| 27 | RESIDENTIAL | 9,279 | 332.87 | 161.22 | 494.09 | 8,784.91 |
| 28 | RESIDENTIAL | 9,276 | 332.87 | 161.32 | 494.19 | 8,781.81 |
| 29 | RESIDENTIAL | 9,271 | 332.87 | 161.46 | 494.33 | 8,776.67 |
| 30 | RESIDENTIAL | 9,266 | 332.87 | 161.58 | 494.45 | 8,771.55 |
| 31 | RESIDENTIAL | 9,261 | 332.87 | 161.72 | 494.59 | 8,766.41 |
| 32 | RESIDENTIAL | 9,256 | 332.87 | 161.84 | 494.71 | 8,761.29 |
| 33 | RESIDENTIAL | 9,251 | 372.80 | 161.98 | 534.78 | 8,716.22 |
| 34 | RESIDENTIAL | 9,245 | 372.80 | 162.12 | 534.92 | 8,710.08 |
| 35 | RESIDENTIAL | 9,239 | 372.80 | 162.24 | 535.04 | 8,703.96 |
| 36 | RESIDENTIAL | 9,233 | 372.80 | 162.38 | 535.18 | 8,697.82 |
| 37 | RESIDENTIAL | 9,227 | 372.80 | 162.52 | 535.32 | 8,691.68 |
| 38 | RESIDENTIAL | 9,221 | 372.80 | 162.64 | 535.44 | 8,685.56 |
| 39 | RESIDENTIAL | 9,214 | 372.80 | 162.78 | 535.58 | 8,678.42 |
| 40 | RESIDENTIAL | 9,207 | 372.80 | 162.92 | 535.72 | 8,671.28 |
| 41 | RESIDENTIAL | 9,201 | 372.80 | 163.04 | 535.84 | 8,665.16 |
| 42 | RESIDENTIAL | 9,194 | 335.37 | 163.18 | 498.55 | 8,695.45 |
| 43 | RESIDENTIAL | 9,186 | 335.37 | 163.32 | 498.69 | 8,687.31 |
| 44 | RESIDENTIAL | 9,179 | 335.37 | 163.46 | 498.83 | 8,680.17 |
| 45 | RESIDENTIAL | 9,171 | 335.37 | 163.60 | 498.97 | 8,672.03 |
| 46 | RESIDENTIAL | 9,163 | 335.37 | 163.64 | 499.01 | 8,663.99 |
| 47 | RESIDENTIAL | 9,155 | 317.44 | 163.86 | 481.30 | 8,673.70 |
| 48 | RESIDENTIAL | 9,147 | 317.44 | 164.00 | 481.44 | 8,665.56 |
| 49 | RESIDENTIAL | 9,137 | 783.67 | 154.44 | 938.11 | 8,198.89 |
| 50 | RESIDENTIAL | 9,127 | 769.04 | 155.16 | 924.20 | 8,202.80 |
| 51 | RESIDENTIAL | 9,117 | 352.75 | 164.48 | 517.23 | 8,599.77 |
| 52 | RESIDENTIAL | 9,101 | 342.75 | 164.72 | 507.47 | 8,593.53 |
| 53 | RESIDENTIAL | 9,083 | 342.75 | 164.98 | 507.73 | 8,575.27 |
| 54 | RESIDENTIAL | 9,065 | 342.75 | 165.24 | 507.99 | 8,557.01 |
| 55 | RESIDENTIAL | 9,046 | 342.75 | 165.24 | 507.99 | 8,538.01 |
| 56 | RESIDENTIAL | 9,046 | 289.32 | 165.85 | 455.17 | 8,590.83 |
| 57 | MECHANICAL | 9,020 | 9,020.00 | 0.00 | 9,020.00 | - |
| 58 | MECHANICAL | 1,157 | 1,157.00 | | 1,157.00 | - |
| **TOTAL COMMERCIAL** | | **29,046** | **1,031.81** | 288.08 | **1,319.89** | **27,726.11** |
| **TOTAL RESIDENTIAL** | | **554,683** | **76,515.43** | 8,644.30 | **85,159.73** | **469,523.27** |
| **TOTAL WITHOUT CELLARS** | | **583,729** | **77,547.24** | 8,932.38 | 86,479.62 | 497,249.38 |
| **TOTAL WITH CELLARS** | | 632,828 | 125,489.24 | | 134,421.62 | |

## 4 EXISTING BUILDING FLOOR AREA SCHEDULE - NB #120152627

Floor Area Schedule
Existing Building

| Floors | School | | | Retail | | | Total | | |
|---|---|---|---|---|---|---|---|---|---|
| | Gross Floor Area (sf) | Zoning Deductions (sf) | Zoning Floor Area (sf) | Gross Floor Area (sf) | Zoning Deductions (sf) | Zoning Floor Area (sf) | Gross Floor Area (sf) | Zoning Deductions (sf) | Zoning Floor Area (sf) |
| Sub-Cellar | 39,842 | 39,842 | 0 | | | | 39,842 | 39,842 | 0 |
| Sub-Cellar Mezz | 16,763 | 16,763 | 0 | | | | 16,763 | 16,763 | 0 |
| Basement | 25,042 | 13,480 | 11,562 | 6,910 | 5,740 | 1,170 | 31,952 | 19,220 | 12,732 |
| 1 | 14,723 | 1,159 | 13,564 | 19,325 | | 19,325 | 34,048 | 1,159 | 32,889 |
| 2 | 21,245 | 1,114 | 20,131 | 12,064 | 321 | 11,743 | 33,309 | 1,435 | 31,874 |
| 3 | 33,629 | 2,720 | 30,909 | | | | 33,629 | 2,720 | 30,909 |
| 4 | 33,629 | 719 | 32,910 | | | | 33,629 | 719 | 32,910 |
| 5 | 23,140 | 1,388 | 21,752 | | | | 23,140 | 1,388 | 21,752 |
| 6 | 18,893 | 985 | 17,908 | | | | 18,893 | 985 | 17,908 |
| 7 | 18,427 | 1,471 | 16,956 | | | | 18,427 | 1,471 | 16,956 |
| 8 | 18,427 | 957 | 17,470 | | | | 18,427 | 957 | 17,470 |
| 9 | 17,710 | 946 | 16,764 | | | | 17,710 | 946 | 16,764 |
| 10 | 16,934 | 966 | 15,968 | | | | 16,934 | 966 | 15,968 |
| 11 | 14,862 | 7,270 | 7,592 | | | | 14,862 | 7,270 | 7,592 |
| 12 | 1,641 | 1,641 | 0 | | | | 1,641 | 1,641 | 0 |
| Roof | 0 | | 0 | | | | 0 | 0 | 0 |
| Total Basement | 81,647 | 70,085 | 11,562 | 6,910 | 5,740 | 1,170 | 88,557 | 75,825 | 12,732 |
| Total | 314,907 | 91,421 | 223,486 | 38,299 | 6,061 | 32,238 | 353,206 | 97,482 | 255,724 |

## 2 NEW BUILDING DWELLING UNITS PER FLOOR

Dwelling units per floor

| Floor | Units |
|---|---|
| SC2 | 0 |
| SC1 | 0 |
| C | 0 |
| 1 | 0 |
| 2 | 0 |
| 3 | 12 |
| 4 | 13 |
| 5 | 14 |
| 6 | 14 |
| 7 | 6 |
| 8 | 8 |
| 9 | 8 |
| 10 | 8 |
| 11 | 8 |
| 12 | 8 |
| 13 | 8 |
| 14 | 8 |
| 15 | 7 |
| 16 | 7 |
| 17 | 7 |
| 18 | 7 |
| 19 | 7 |
| 20 | 7 |
| 21 | 7 |
| 22 | 7 |
| 23 | 0 |
| 24 | 0 |
| 25 | 2 |
| 26 | 0 |
| 27 | 4 |
| 28 | 4 |
| 29 | 4 |
| 30 | 4 |
| 31 | 4 |
| 32 | 4 |
| 33 | 4 |
| 34 | 4 |
| 35 | 4 |
| 36 | 4 |
| 37 | 4 |
| 38 | 4 |
| 39 | 4 |
| 40 | 4 |
| 41 | 4 |
| 42 | 3 |
| 43 | 3 |
| 44 | 3 |
| 45 | 3 |
| 46 | 3 |
| 47 | 3 |
| 48 | 3 |
| 49 | 3 |
| 50 | 2 |
| 51 | 2 |
| 52 | 2 |
| 53 | 2 |
| 54 | 2 |
| 55 | 2 |
| 56 | 1 |
| 57 | 0 |
| Total | 270 |

## 1 ZONING CALCULATIONS

Applicable Zoning Section

Map 8D
1) ZONING DISTRICTS
C1-9
C1-9/TA
2) LOT AREA (SEE SURVEY, DWG. A011)
C1-9 37,656 SF
C1-9/TA +25,104 SF
Total 62,760 SF
SITE FOR TOWER = 25,104 SF

32-00, 22-00
3) USES PERMITTED
USE GROUPS 1-6
4) USES PROVIDED
USE GROUP 3 School (Existing)
USE GROUP 6 Commercial
USE GROUP 2 Residential

33-122, 35-23, 35-31, 23-90, 23-15
5) FLOOR AREA PERMITTED
A. FAR PERMITTED
1) FAR AT C1-9 ZONE
a) Commercial 2
b) Community Facility 10
b) Residential 10
2) BONUS FAR
Maximum Bonus for INCLUSIONARY HOUSING 2
3) INCLUSIONARY HOUSING BONUS Lower Income Housing Provided
a) OFF SITE NEW CONSTRUCTION
Bonus Floor Area Permitted 125,520 SF
(SEE HPD LETTER)
175,728 SF / 87,864 = 2.0
4) MAX. FAR AT C1-9 ZONE 12
a) Commercial 2
b) Community Facility 10
b) Residential 12
B. FLOOR AREA PERMITTED
1) COMMERCIAL
62,760 X 2 = 125,520 SF
2) COMMUNITY FACILITY
62,760 X 10 = 627,600 SF
2) RESIDENTIAL
62,760 X 12 = 753,120 SF
3) MAXIMUM
62,760 X 12 753,120 SF

6) FLOOR AREA PROPOSED
FLOOR AREA PROPOSED BY ZONE, BY BUILDING, AND BY USE
C1-9 ZONE
1) EXISTING BUILDING TO REMAIN
a) PHASE 1
Commercial (Retail) 32,238 SF
School +223,486 SF
Total 255,724 SF
2) NEW BUILDING
Commercial 27,726 SF
Residential +469,523 SF
Total 497,249 SF
3) TOTAL C1-9 ZONE (EXISTING + PROPOSED)
Commercial 32,238 (EXISTING) + 27,726 (PROPOSED)= 59,964 SF
Residential 0 (EXISTING) + 469,523 (PROPOSED)= +469,523 SF
School 223,486 (EXISTING) + 0 (PROPOSED)= +223,486 SF
TOTAL FA C1-9 ZONE = 752,973 SF

35-40, 23-22
7) DENSITY
C1-9 ZONE
A. DWELLING UNIT FACTOR: 790
B. MAX. FLOOR AREA PERMITTED: 753,120
C. NON- RESIDENTIAL FLOOR AREA PROVIDED: 283,450 SF
D. RESIDENTIAL FLOOR AREA PERMITTED
FOR DWELLING UNIT CALCULATION
753,120 SF
-283,450 SF
469,670 SF
E. MAXIMUM DWELLING UNITS PERMITTED
469,670 / 790 595 D.U. PERMITTED
F. PROPOSED = 270 NEW D.U. + 0 EXISTING = 270

23-40, 23-50, 33-25, 33-26
9) YARD REGULATIONS
COMPLIES. SEE Z-103.

23-60, 35-60
10) HEIGHT AND SETBACK REGULATIONS
COMPLIES. SEE Z-104 & Z-105.

23-652, 35-63
11) TOWER ON A BASE
COMPLIES SEE Z-105.
A. TOWER COVERAGE
COMPLIES SEE Z-104 & Z-105.

13.12 (a)
12) ACCESSORY OFF STREET PARKING
A. NONE REQUIRED
B. RESIDENTIAL PARKING PERMITTED IS
20 % OF NUMBER OF NEW DWELLING UNITS
OR 200 SPACES
WHICHEVER IS LESS:
270 D.U. x .20 = 54 SPACES
C. TOTAL PARKING SPACES PERMITTED: 54
D. COMMERCIAL PARKING PERMITTED:
1 SPACE / 4000 SF
27,726 SF / 4000 SF = 7 SPACES
E. TOTAL NUMBER OF PARKING SPACES PERMITTED:
54 + 7 = 61
F. PROPOSED NUMBER OF PARKING SPACES: 61
61 SPACES X 200 SF = 12,200 SF PERMITTED
G. PARKING AREA PROVIDED = 12,200 SF
SEE A-101 & A-107.

36-62
13) LOADING BERTH
A. PHASE I
REQUIRED 1
PROVIDED 1
B. PHASE II COMMERCIAL FLOOR AREA
ABOVE GRADE 27,726 SF
BELOW GRADE 12,274 SF
TOTAL 40,000 SF

FIRST 25,000 SF NONE
NEXT 15,000 SF 1
REQUIRED 1
PROVIDED 1

33-03, 26-41
14) STREET TREE PLANTING
REQUIRED 1 TREE / 25' OF FRONTAGE OF ZONING LOT
FRONTAGE: 325' + 200.83' + 300' = 825.83'
825.83" / 25 FT. = 33 TREES REQUIRED
PROVIDED: 33 TREES
16 PROVIDED ON-SITE (10 EXISTING, 6 NEW)
17 PROVIDED OFF-SITE
SEE DWG Z-101

36-711
15) BICYCLE PARKING
REQUIRED
RESIDENTIAL: 1 PER 2 DWELLING UNITS
270 D.U. / 2 = 135 BICYCLE PARKING SPACES
COMMERCIAL: 1 PER 10,000 SF
27,726 SF / 10,000 SF = 3
TOTAL BICYCLE PARKING SPACES REQUIRED = 138
AREA REQUIRED @ 15 SF / BICYCLE PARKING SPACE
138 BICYCLE PARKING SPACES X 15 SF = 2070 SF

36-711
AREA MAY BE REDUCED TO UP TO 9 SF / BICYCLE PARKING SPACE IF THE COMMISSIONER OF BUILDINGS CERTIFIES THAT A LAYOUT HAS BEEN SUBMITTED TO ADEQUATELY ACCOMMODATE THE SPECIFIED NUMBER OF BICYCLES.
138 BICYCLE PARKING SPACES X 9SF = 1242 SF
AREA PROVIDED:
774 SF ON 1ST FLOOR + 898 SF ON 3RD FLOOR = 1672 SF TOTAL
1672 SF / 138 SPACES = 13 SF/ SPACE
COMPLIES: SEE DWG 1/Z-107

| | | |
|---|---|---|
| LOCATION | 252 EAST 57TH STREET | |
| BLOCK | 1330 | |
| LOTS | 15 | NEW BUILDING |
| | 13 | EXISTING BUILDINGS |
| ZONING AREA | C1-9 & C1-9/TA | |
| ZONING MAP | 8D | |
| LOT AREA | 22,560 SF | |
| NUMBER OF APARTMENTS | 270 NEW APTS. | |
| NUMBER OF FLOORS | 57 | |
| STREET | EAST 57TH STREET: 100' WIDE<br>SECOND AVENUE: 100' WIDE<br>EAST 56TH STREET: 60' WIDE | |

Damian Titus
Buildings
APPROVED
Under Directive 2 of 1975
Date: 03/20/2014:
NYC Development Hub

OWNER:
SNOWPLOW LLC
950 THIRD AVENUE
NEW YORK, NY 10022
TEL.: (212) 486-2000

ARCHITECT OF RECORD:
SLCEArchitects, LLP
841 BROADWAY
NEW YORK, NY 10003
TEL.: 212-979-8400

DESIGN ARCHITECT:
SOM
14 WALL STREET
NEW YORK, NY 10005
TEL.: 212-298-9336

STRUCTURAL ENGINEER:
DESIMONE
18 WEST 18th STREET
NEW YORK, NY 10011
TEL.: 212-532-2211

MEP ENGINEER:
WSP • FLACK+KURTZ
512 SEVENTH AVENUE
NEW YORK, NY 10011
TEL.: 212-532-9600

BUILDING ENVELOPE CONSULTANT:
GMS
GILSANZ MURRAY STEFICEK LLP
129 WEST 27th STREET
NEW YORK, NY 10001
TEL.: 212-254-0030

INTERIOR ARCHITECT:
DANIEL ROMUALDEZ • ARCHITECTS
119 WEST 23rd STREET
NEW YORK, NY 10011
TEL.: 212-989-8429

LIGHTING DESIGNER:
SBLD STUDIO
132 WEST 36th STREET
NEW YORK, NY 10018
TEL.: 212-391-4230

FACADE MAINTENANCE CONSULTANT:
ENTEK ENGINEERING, LLC
166 AMES STREET
HACKENSACK, NJ 07601
TEL.: 201-820-2801

ELEVATOR CONSULTANT:
vda
5 REGENT STREET
LIVINGSTON, NJ 07039
TEL.: 973-994-9220

GEOTECHNICAL CONSULTANT:
LANGAN ENGINEERING
RIVER DRIVE CENTER 1
ELMWOOD PARK, NJ 07407
TEL.: 201-794-6900

POOL CONSULTANT:
Joel Trace, RA
POOL DESIGN
401 SOUTH WATER STREET
NEW WINDSOR, NY 12553
TEL.: 845-562-5611

| No: | Date: | Revision: |
|---|---|---|
| | 10-10-12 | D.O.B. SUBMITTAL |

NORTH ARROW | SCALE

KEY PLAN:

PROJECT:
252 EAST 57th STREET
NEW YORK, NY

TITLE:
ZONING CALCULATIONS

SEAL & SIGNATURE:
REGISTERED ARCHITECT
GLORIA B. GLAS
020204
STATE OF NEW YORK

| | |
|---|---|
| SCALE: | AS SHOWN |
| DATE: | 09-02-11 |
| PROJECT No: | 2011-14 |
| FILE No: | 250 EAST 57th STREET |
| DRAWN BY: | |
| CHECKED BY: | |
| DWG. No.: | Z-102.00 |

___ OF ___

# 1 REAR YARD REQUIREMENT PLAN

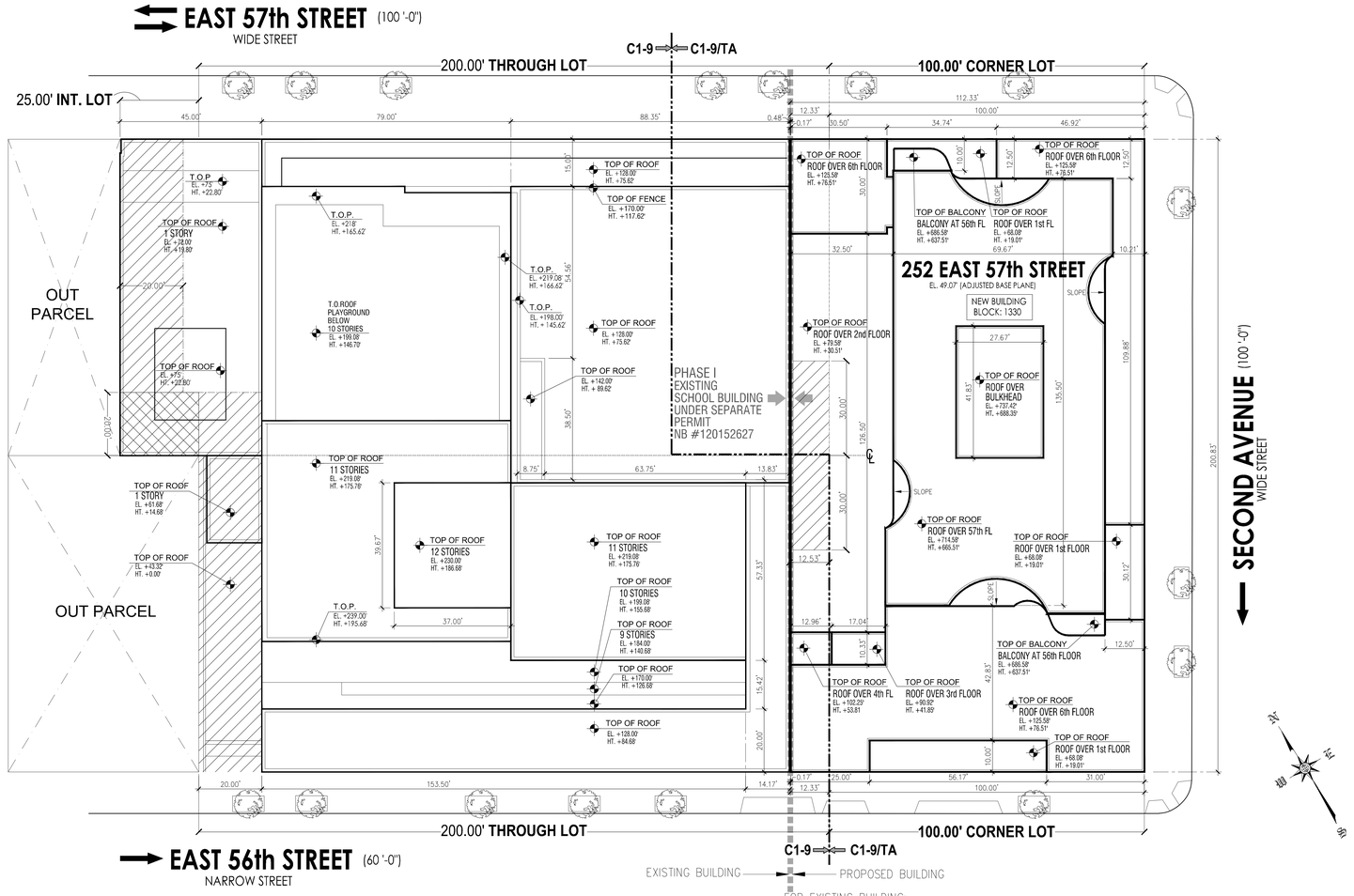


**REAR YARD**
**REAR YARD EQUIVALENT**

FOR EXISTING BUILDING:

SEC. 33-26 1. INTERIOR LOT
REQUIRED: 20' REAR YARD
PROVIDED: 20' REAR YARD

SEC. 33-283 2. THROUGH LOT:
REAR YARD EQUIVALENT
REQUIRED: 20' ALONG SIDE LOT LINE
PROVIDED: 20' ALONG SIDE LOT LINE AS PER SEC. 33-283(b)

FOR PROPOSED BUILDING:

SEC. 23-541 3. CORNER LOTS:
NONE REQUIRED

SEC. 23-532 4. THROUGH LOT:
REAR YARD EQUIVALENT
REQUIRED: 60'
PROVIDED: 60' MIDWAY BETWEEN THE TWO STREET LINES AS PER SEC 23-532(a)

Damian Titus
Buildings
APPROVED
Under Directive 2 of 1975
Date: 03/20/2014:
NYC Development Hub


OWNER:
SNOWPLOW LLC
950 THIRD AVENUE
NEW YORK, NY 10022
TEL.: (212) 486-2000

ARCHITECT OF RECORD:
SLCE*Architects, LLP*
841 BROADWAY
NEW YORK, NY 10003
TEL.: 212-979-8400

DESIGN ARCHITECT:
SOM
14 WALL STREET
NEW YORK, NY 10005
TEL.: 212-298-9336

STRUCTURAL ENGINEER:
DESIMONE
18 WEST 18th STREET
NEW YORK, NY 10011
TEL.: 212-532-2211

MEP ENGINEER:
WSP · FLACK+KURTZ
512 SEVENTH AVENUE
NEW YORK, NY 10011
TEL.: 212-532-9600

BUILDING ENVELOPE CONSULTANT:
GMS
GILSANZ MURRAY STEFICEK LLP
129 WEST 27th STREET
NEW YORK, NY 10001
TEL.: 212-254-0030

INTERIOR ARCHITECT:
DANIEL ROMUALDEZ • ARCHITECTS
119 WEST 23rd STREET
NEW YORK, NY 10011
TEL.: 212-989-8429

LIGHTING DESIGNER:
SBLD STUDIO
132 WEST 36th STREET
NEW YORK, NY 10018
TEL.: 212-391-4230

FACADE MAINTENANCE CONSULTANT:
ENTEK ENGINEERING, LLC
166 AMES STREET
HACKENSACK, NJ 07601
TEL.: 201-820-2801

ELEVATOR CONSULTANT:
vda
5 REGENT STREET
LIVINGSTON, NJ 07039
TEL.: 973-994-9220

GEOTECHNICAL CONSULTANT:
LANGAN ENGINEERING
RIVER DRIVE CENTER 1
ELMWOOD PARK, NJ 07407
TEL.: 201-794-6900


| No: | Date: | Revision: |
|---|---|---|
| | 10-10-12 | D.O.B. SUBMITTAL |

NORTH ARROW | SCALE

KEY PLAN:

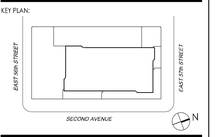


PROJECT:
252 EAST 57th STREET
NEW YORK, NY

TITLE:
ZONING
REAR YARD REQUIREMENTS

SEAL & SIGNATURE:

| | |
|---|---|
| SCALE: | AS SHOWN |
| DATE: | 09-20-11 |
| PROJECT No: | 2011-14 |
| FILE No: | 250 EAST 57th STREET |
| DRAWN BY: | |
| CHECKED BY: | |
| DWG. NO.: | Z-103.00 |

OF

DEPT OF BLDGS 121305323 Job Number
E290975795 Work Order

# 1 BUILDING ELEVATIONS

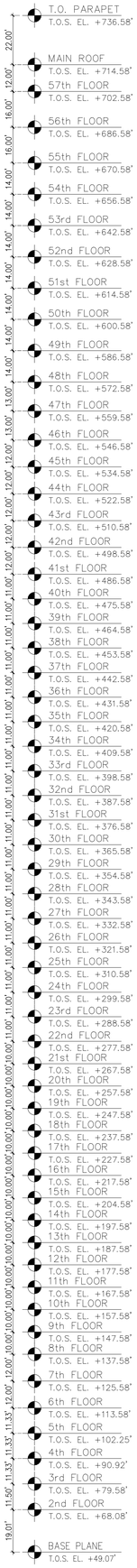


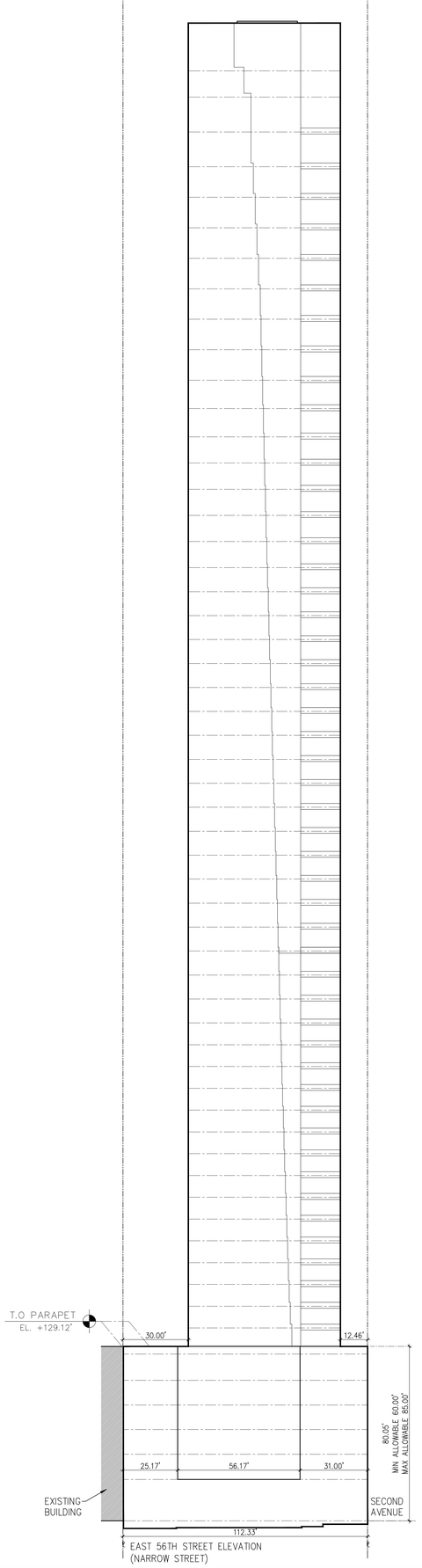








OWNER:
SNOWPLOW LLC
950 THIRD AVENUE
NEW YORK, NY 10022
TEL.: (212) 486-2000

ARCHITECT OF RECORD:
SLCE*Architects, LLP*
841 BROADWAY
NEW YORK, NY 10003
TEL.: 212-979-8400

DESIGN ARCHITECT:
SOM
14 WALL STREET
NEW YORK, NY 10005
TEL.: 212-298-9336

STRUCTURAL ENGINEER:
DESIMONE
18 WEST 18th STREET
NEW YORK, NY 10011
TEL.: 212-532-2211

MEP ENGINEER:
WSP • FLACK+KURTZ
512 SEVENTH AVENUE
NEW YORK, NY 10011
TEL.: 212-532-9600

BUILDING ENVELOPE CONSULTANT:
GBS
GILSANZ MURRAY STEFICEK LLP
129 WEST 27th STREET
NEW YORK, NY 10001
TEL.: 212-254-0030

INTERIOR ARCHITECT:
DANIEL ROMUALDEZ • ARCHITECTS
119 WEST 23rd STREET
NEW YORK, NY 10011
TEL.: 212-989-8429

LIGHTING DESIGNER:
SBLD STUDIO
132 WEST 36th STREET
NEW YORK, NY 10018
TEL.: 212-391-4230

FACADE MAINTENANCE CONSULTANT:
ENTEK ENGINEERING, LLC
166 AMES STREET
HACKENSACK, NJ 07601
TEL.: 201-820-2801

ELEVATOR CONSULTANT:
vda
5 REGENT STREET
LIVINGSTON, NJ 07039
TEL.: 973-994-9220

GEOTECHNICAL CONSULTANT:
LANGAN ENGINEERING
RIVER DRIVE CENTER 1
ELMWOOD PARK, NJ 07407
TEL.: 201-794-6900

POOL CONSULTANT:
Joel Trace, RA
POOL DESIGN
401 SOUTH WATER STREET
NEW WINDSOR, NY 12553
TEL.: 845-562-5611

| No: | Date: | Revision: |
|---|---|---|
| | 10-10-12 | D.O.B. SUBMITTAL |

NORTH ARROW | SCALE

KEY PLAN:

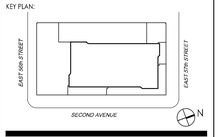


PROJECT:
252 EAST 57th STREET
NEW YORK, NY

TITLE:
ZONING
BUILDING ELEVATIONS

SEAL & SIGNATURE:

Damian Titus
NYC Buildings
APPROVED
Under Directive 2 of 1975
Date: 03/20/2014:
NYC Development Hub

LICENSED ARCHITECT
DAMIAN B. TITUS
026026
STATE OF NEW YORK

| | |
|---|---|
| SCALE: | AS SHOWN |
| DATE: | 09-02-11 |
| PROJECT No: | 2011-14 |
| BLI No: | 250 EAST 57th STREET |
| DRAWN BY: | |
| CHECKED BY: | |
| DWG. No.: | Z-104.00 |
| | ___ OF ___ |

COPYRIGHT SLCE ARCHITECTS, LLP, SOM, DESIMONE, WSP FLACK+KURTZ, GILSANZ MURRAY STEFICEK LLP, DANIEL ROMUALDEZ ARCHITECTS, SBLD STUDIO, ENTEK ENGINEERING, LLC, vda, LANGAN ENGINEERING, JOEL TRACE, RA POOL DESIGN

DEPT OF BLDGS 121305525 Job Number
E1300804309 Work Order

## 1 STREETWALL & RECESS REQUIREMENTS

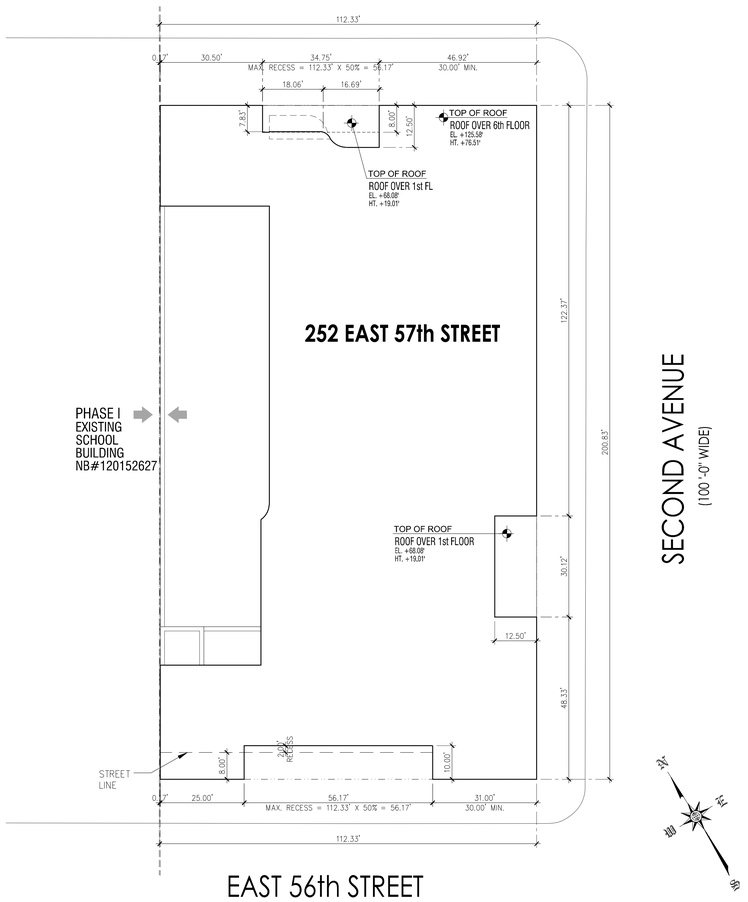


| | |
|---|---|
| | A. STREETWALL REQUIREMENTS: |
| 35-63<br>23-651 | A-1. STREETWALL OF NEW BUILDING BASE TO BE LOCATED AT THE STREETLINE ALONG A WIDE STREET AND WITHIN 30 FEET ALONG A NARROW STREET.<br>COMPLIES. SEE PLAN<br><br>A-2. THE HEIGHT OF THE STREETWALL ALONG A WIDE STREET SHALL RISE VERTICALLY TO A HEIGHT OF NOT LESS THAN 60 FEET AND NOT MORE THAN 85 FEET.<br>COMPLIES.<br>SEE SHEET Z-104<br><br>A-3. ALONG A NARROW STREET, STREETWALL OF THE NEW BUILDING BASE TO BE LOCATED WITHIN 8 FEET OF THE STREETLINE.<br>COMPLIES. |
| | B. PERMITTED RECESSES: |
| | B-1. WIDE STREET (SECOND AVENUE)<br><br>a) RECESSES NOT EXCEEDING 50% OF THE LENGTH OF THE STREETWALL ABOVE THE GROUND FLOOR.<br>FOR SECOND AVENUE:<br>200.83' x .5 = 100.42' PERMITTED<br>RECESSES PROVIDED: 30.12'<br>COMPLIES. SEE THIS SHEET.<br>FOR 57TH STRET:<br>112.33' x .5 = 56.17' PERMITTED<br>RECESSES PROVIDED: 34.33'<br>COMPLIES. SEE THIS SHEET.<br><br>b) 30% OF SUCH RECESSES MAY EXCEED A DEPTH OF 8 FEET.<br>FOR SECOND AVENUE:<br>100.42' x .3 = 30.13' PERMITTED<br>RECESSES EXCEEDING A DEPTH OF 8 FEET: 30.12'<br>COMPLIES. SEE THIS SHEET.<br><br>FOR 57TH STREET:<br>56.17' x .3 = 16.85' PERMITTED<br>RECESSES EXCEEDING A DEPTH OF 8 FEET: 16.27'<br>COMPLIES. SEE THIS SHEET.<br><br>B-2. NARROW STREET (56TH STREET)<br>BEYOND 30' OF ITS INTERSECTION WITH A WIDE STREET, THE STREET WALL OF THE BASE SHALL BE LOCATED WITHIN 8' OF THE STREET LINE.<br>COMPLIES.<br><br>RECESSES:<br>MAX 50% = 112.33' x .5 = 56.17'<br>COMPLIES. SEE THIS SHEET. |
| | C. HEIGHT AND SETBACK REQUIREMENTS |
| 35-63 | HEIGHT & SETBACK REQUIREMENTS:<br><br>MINIMUM STREETWALL HEIGHT: 60 FEET<br><br>MAXIMUM STREETWALL HEIGHT: 85 FEET<br><br>REQUIRED SETBACKS:<br><br>WIDE STREET: 10 FEET<br><br>NARROW STREET: 15 FEET<br><br>COMPLIES. SEE SECTIONS. SEE THIS SHEET. |

## 3 BALCONIES

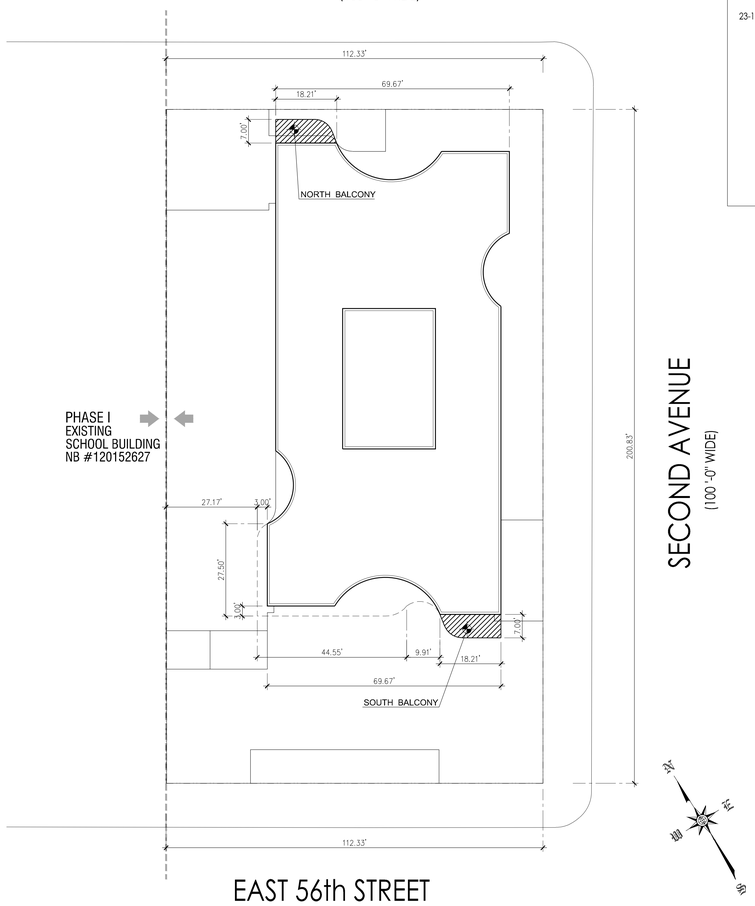


| | |
|---|---|
| | A. BALCONIES |
| 23-134 | 1. NOT PROJECT MORE THAN 7'<br><br>2. HAVE AN AGGREGATE WIDTH NOT EXCEEDING 50% OF THE WIDTH OF THE WALL FROM WHICH THEY PROJECT.<br>NORTH BALCONY:<br>PERMITTED: 69.46' X .5 = 34.73'<br>PROPOSED: 18.21'<br>SOUTH BALCONY:<br>PERMITTED: 69.46' X .5 = 34.73'<br>PROPOSED: 18.21'<br>3. BE LOCATED AT THE THIRD FLOOR OR HIGHER<br><br>COMPLIES. |

## 2 TOWER ON A BASE

23-657 TOWER ON A BASE

| | | |
|---|---|---|
| MINIMUM TOWER SIZE: | 30 % OF SITE | |
| 25,104 SF x .30 = | 7,531.20 SF | |
| MAXIMUM TOWER SIZE: | 40 % | |
| 25,104 SF x .40 = | 10,041.60 SF | |
| TOWER SIZE PROPOSED: | 9,046 SF | COMPLIES. SEE FLOOR AREA SCHEDULE. SHEET Z-102 |
| TOWER COVERAGE: | 9,046 SF / 25,104 SF = 36% | |

23-651(c) MODIFICATION OF TOWER COVERAGE & FLOOR AREA DISTRIBUTION REQUIREMENTS

| | | REQUIREMENT | 56TH STREET PERMITTED | 56TH STREET PROPOSED | 57TH STREET PERMITTED | 57TH STREET PROPOSED | NOTES |
|---|---|---|---|---|---|---|---|
| RECESSES | 1. | MEASURE 30 TO 50% OF THE WIDTH OF EACH ELEGIBLE STREET | 30% 112.33' = 33.70'<br>50% 112.33' = 56.17' | 56.17' | 30% 112.33' = 33.70'<br>50% 112.33' = 56.17' | 34.33' | |
| | 2. | MEASURE AT LEAST 2' IN DEPTH | | 10.00' | | 7.83' | |
| | | | | COMPLIES | | COMPLIES | |
| | | COVERAGE OF TOWER DECREASED | | 0.5 | | 0.5 | TOTAL : 1.0 |
| | | % AREA BELOW 150' | | .25 | | .25 | TOTAL : .50 |

| | | REQUIREMENT | 56TH STREET PERMITTED | 56TH STREET PROPOSED | 57TH STREET PERMITTED | 57TH STREET PROPOSED | NOTES |
|---|---|---|---|---|---|---|---|
| MATCHING PROVISIONS | 1. | EACH STREET FRONTAGE THAT MATCHES AN ADJACENT BUILDING | | COMPLIES | | COMPLIES | |
| | | COVERAGE OF TOWER DECREASED | | 0.5 | | 0.5 | TOTAL : 1.0 |
| | | % AREA BELOW 150' | | .25 | | .25 | TOTAL : .50 |

| | BASIC | RECESSES COMPLIANCE | MATCHING PROVISIONS | REQUIRED | PROPOSED |
|---|---|---|---|---|---|
| MINIMUM TOWER COVERAGE | 38 % | 37 % | 36 % | 0.36 x 25,104 SF<br>9,037.44 SF | 9,046 SF |
| FA BELOW 150' | 56 % | 55.5 % | 55 % | 0. 55 x 753,120 SF<br>414,216 SF | 416,385 SF |

## 4 BULK DISTRIBUTION CALCULATION ZONING FLOOR AREA BELOW 150'

| Bulk Distribution Calculation | | | |
|---|---|---|---|
| Floor | New Building | Existing Building | Total |
| Basement | 0.00 | 12,732 | |
| 1 | 16,814.44 | 32,889 | |
| 2 | 20,676.19 | 31,874 | |
| 3 | 11,672.88 | 30,909 | |
| 4 | 12,614.72 | 32,910 | |
| 5 | 15,823.90 | 21,752 | |
| 6 | 13,529.66 | 17,908 | |
| 7 | 8,743.52 | 16,956 | |
| 8 | 8,687.42 | 17,470 | |
| 9 | 8,686.34 | 16,764 | |
| 10 | 8,685.26 | 15,968 | |
| 11 | 8,683.18 | 7,592 | |
| 12 | 8,685.08 | 0 | |
| 13 | 8,680.00 | 0 | |
| 14 | 8,678.90 | 0 | |
| Total | 160,661.49 | 255,724.00 | 416,385.49 |

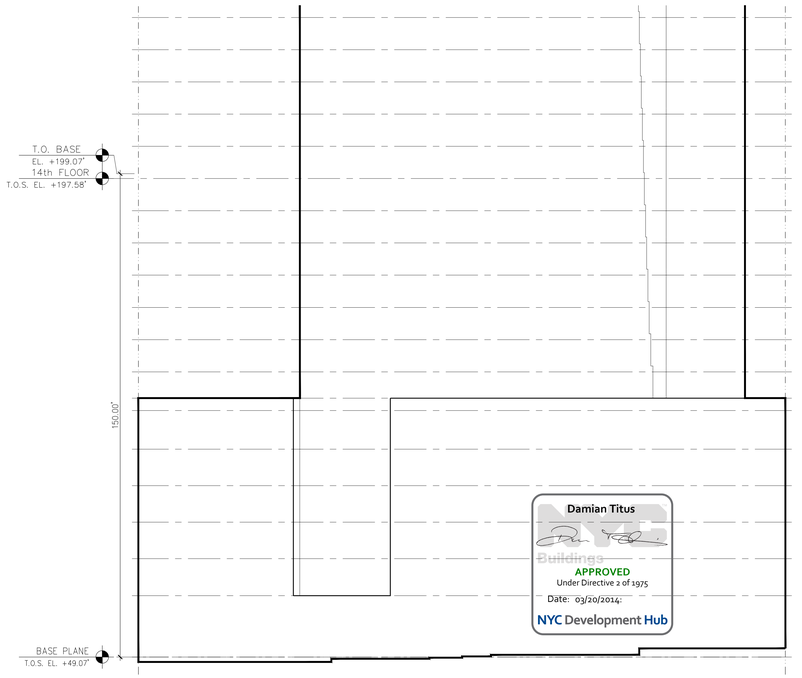


OWNER:
SNOWPLOW LLC
950 THIRD AVENUE
NEW YORK, NY 10022
TEL.: (212) 486-2000

ARCHITECT OF RECORD:
SLCE*Architects, LLP*
841 BROADWAY
NEW YORK, NY 10003
TEL.: 212-979-8400

DESIGN ARCHITECT:
SOM
14 WALL STREET
NEW YORK, NY 10005
TEL.: 212-298-9336

STRUCTURAL ENGINEER:
DESIMONE
18 WEST 18th STREET
NEW YORK, NY 10011
TEL.: 212-532-2211

MEP ENGINEER:
WSP · FLACK+KURTZ
512 SEVENTH AVENUE
NEW YORK, NY 10011
TEL.: 212-532-9600

BUILDING ENVELOPE CONSULTANT:
GKS
GILSANZ MURRAY STEFICEK LLP
129 WEST 27th STREET
NEW YORK, NY 10001
TEL.: 212-254-0030

INTERIOR ARCHITECT:
DANIEL ROMUALDEZ • ARCHITECTS
119 WEST 23rd STREET
NEW YORK, NY 10011
TEL.: 212-989-8429

LIGHTING DESIGNER:
SBLD STUDIO
132 WEST 36th STREET
NEW YORK, NY 10018
TEL.: 212-391-4230

FACADE MAINTENANCE CONSULTANT:
ENTEK ENGINEERING, LLC
166 AMES STREET
HACKENSACK, NJ 07601
TEL.: 201-820-2801

ELEVATOR CONSULTANT:
vda
5 REGENT STREET
LIVINGSTON, NJ 07039
TEL.: 973-994-9220

GEOTECHNICAL CONSULTANT:
LANGAN ENGINEERING
RIVER DRIVE CENTER 1
ELMWOOD PARK, NJ 07407
TEL.: 201-794-6900

| No: | Date: | Revision: |
|---|---|---|
| | 10-10-12 | D.O.B. SUBMITTAL |

NORTH ARROW | SCALE

KEY PLAN:

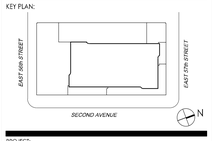


PROJECT:
252 EAST 57th STREET
NEW YORK, NY

TITLE:
ZONING CALCULATIONS: STREETWALL & RECESS, HEIGHT & SETBACKS

SEAL & SIGNATURE:

REGISTERED ARCHITECT GLORIA B. GUS 020201 STATE OF NEW YORK

| | |
|---|---|
| SCALE: | AS SHOWN |
| DATE: | 09-02-11 |
| PROJECT No: | 2011-14 |
| FILE No: | 250 EAST 57th STREET |
| DRAWN BY: | |
| CHECKED BY: | |
| DWG. No.: | Z-105.00 |

___ OF ___

BSBT DP BLDGS 121305825 Job Number
B1305825 Scan Code

## 1 STREETSCAPE REQUIREMENTS

| APPLICABLE ZONING SECTION | ADDITIONAL REQUIREMENTS |
|---|---|
| COMMERCIAL | |
| 37-31 | NOT APPLICABLE IN TA SPECIAL ZONING DISTRICT |
| 26-00(a) | |

RESIDENTIAL

26-00 2. SPECIAL URBAN DESIGN GUIDELINES - STREETSCAPE AS PER SEC. 26-00

26-41 a) STREET TREE PLANTING

REQUIRED 1 TREE / 25' OF FRONTAGE OF ZONING LOT

FRONTAGE: 325' + 200.83' + 300' = 825.83'

825.83' / 25' = 33 TREES REQUIRED

PROVIDED: 33 TREES

16 PROVIDED ON-SITE (10 EXISTING, 6 NEW)

17 PROVIDED OFF-SITE

SEE DWG Z-101

26-143 b) STREETWALL ARTICULATION

SUPERCEDED BY GREATER REQUIREMENTS OF SEC. 37-37

26-16 d) CENTRAL REFUSE STORAGE AREA

LOT AREA: 22,560 SF

AREA REQUIRED FOR COMPRESSED GARBAGE:
50 SF / 10,000 SF LOT AREA

6,276 X 50 SF = 113 SF REQUIRED

AREA PROVIDED = 903 SF

COMPLIES: SEE PAGE Z-107

26-15 e) CURB CUTS
CURB CUTS IN C1-9TA
ALLOWED: NOT REGULATED
PROVIDED: 2

CURB CUTS IN C1-9
ALLOWED: 1
PROVIDED: 1 AS PER SEC 26-15

## 2 STREETSCAPE

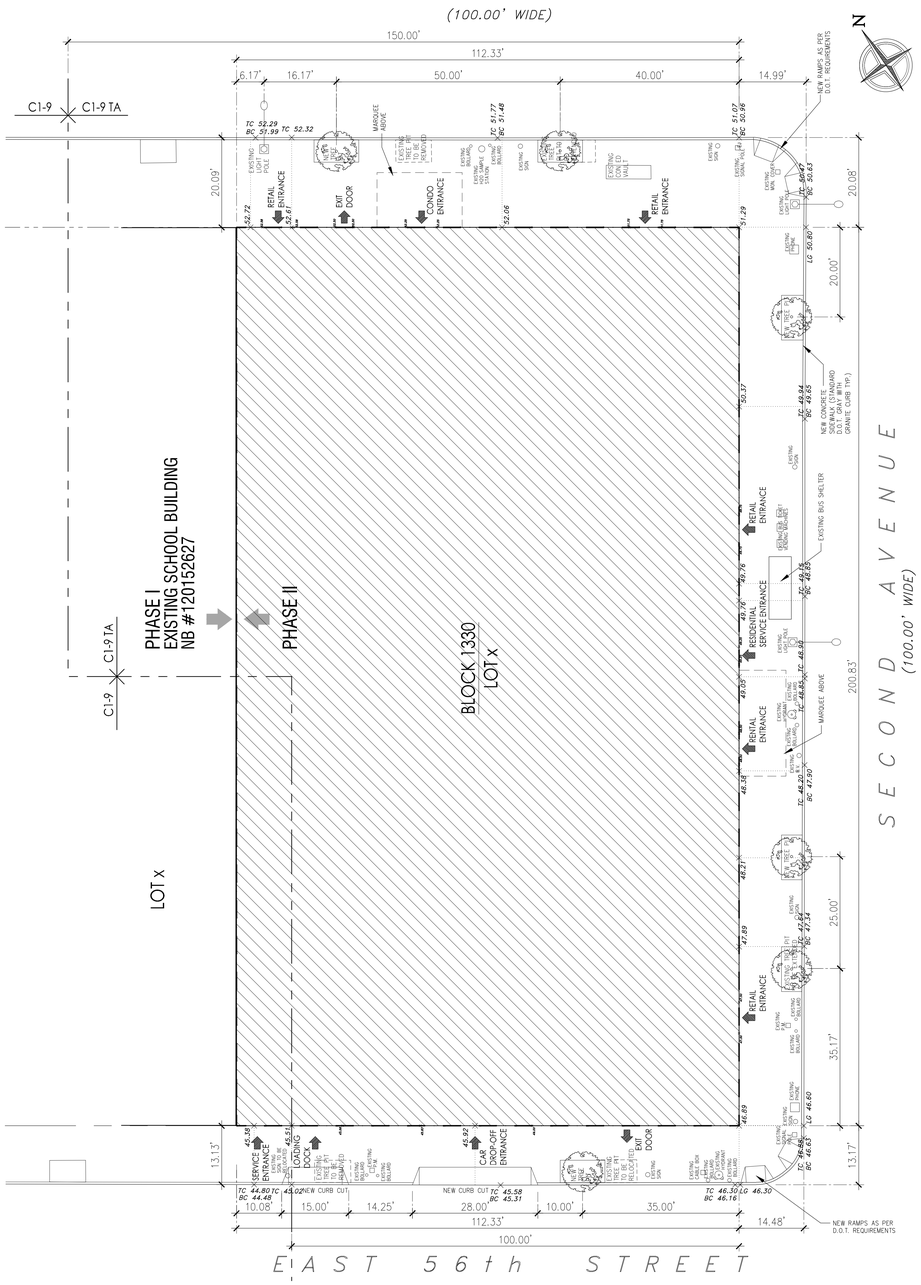


OWNER:
SNOWPLOW LLC
950 THIRD AVENUE
NEW YORK, NY 10022
TEL.: (212) 486-2000

ARCHITECT OF RECORD:
SLCE*Architects, LLP*
841 BROADWAY
NEW YORK, NY 10003
TEL.: 212-979-8400

DESIGN ARCHITECT:
SOM
14 WALL STREET
NEW YORK, NY 10005
TEL.: 212-298-9336

STRUCTURAL ENGINEER:
DESIMONE
18 WEST 18th STREET
NEW YORK, NY 10011
TEL.: 212-532-2211

MEP ENGINEER:
WSP • FLACK+KURTZ
512 SEVENTH AVENUE
NEW YORK, NY 10011
TEL.: 212-532-9600

BUILDING ENVELOPE CONSULTANT:
GBS
GILSANZ MURRAY STEFICEK LLP
129 WEST 27th STREET
NEW YORK, NY 10001
TEL.: 212-254-0030

INTERIOR ARCHITECT:
DANIEL ROMUALDEZ • ARCHITECTS
119 WEST 23rd STREET
NEW YORK, NY 10011
TEL.: 212-989-8429

LIGHTING DESIGNER:
SBLD STUDIO
132 WEST 36th STREET
NEW YORK, NY 10018
TEL.: 212-391-4230

FACADE MAINTENANCE CONSULTANT:
ENTEK ENGINEERING, LLC
166 AMES STREET
HACKENSACK, NJ 07601
TEL.: 201-820-2801

ELEVATOR CONSULTANT:
vda
5 REGENT STREET
LIVINGSTON, NJ 07039
TEL.: 973-994-9220

GEOTECHNICAL CONSULTANT:
LANGAN ENGINEERING
RIVER DRIVE CENTER 1
ELMWOOD PARK, NJ 07407
TEL.: 201-794-6900

| No: | Date: | Revision: |
|---|---|---|
| | 10-10-12 | D.O.B. SUBMITTAL |

NORTH ARROW | SCALE

KEY PLAN:

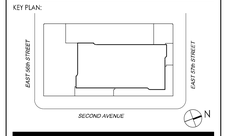


PROJECT:
252 EAST 57th STREET
NEW YORK, NY

TITLE:
ZONING CALCULATIONS
STREETSCAPE REQUIREMENTS

Damian Titus
NYC Buildings
APPROVED
Under Directive 2 of 1975
Date: 03/20/2014:
NYC Development Hub

SEAL & SIGNATURE:

| | |
|---|---|
| SCALE: | AS SHOWN |
| DATE: | 09-20-11 |
| PROJECT No: | 2011-14 |
| FILE No: | 250 EAST 57th STREET |
| DRAWN BY: | |
| CHECKED BY: | |
| DWG No.: | Z-106.00 |

OF

BBPT OP BLDGS 1213253523 Job Number
E3571356999 Work Order

## 1 BICYCLE STORAGE ROOM PLANS

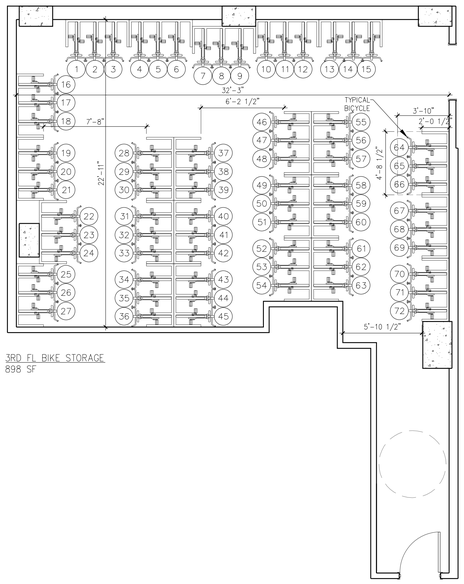


3RD FL BIKE STORAGE
898 SF

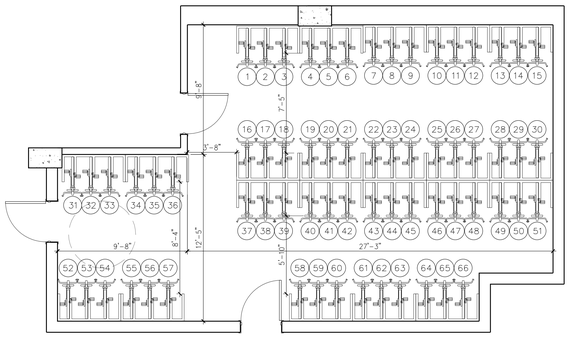


1ST FL CONDO BIKE STORAGE
774 SF

1672 SF TOTAL STORAGE SPACE
138 TOTAL SPACES PROVIDED
138 SPACES REQUIRED
SEE 1/Z-102

## 2 CENTRAL REFUSE STORAGE AREA

26-16

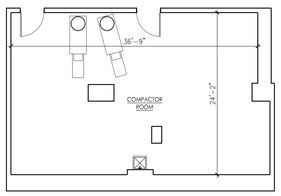


COMPRESSED GARBAGE:

REQUIRED: 113 SF
PROVIDED: 903 SF

## 3 EXTERIOR WALL DEDUCTIONS: TYPICAL PLAN

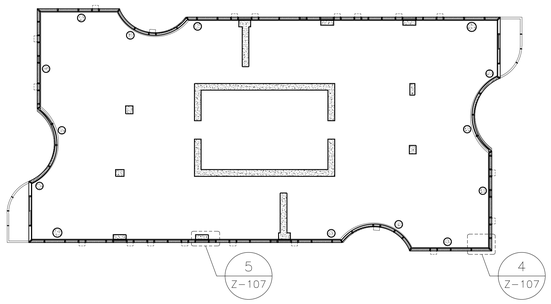


## 4 EXTERIOR WALL DEDUCTION: METHOD OF CALCULATION PLAN DIAGRAM AT FENESTRATION ASSEMBLY

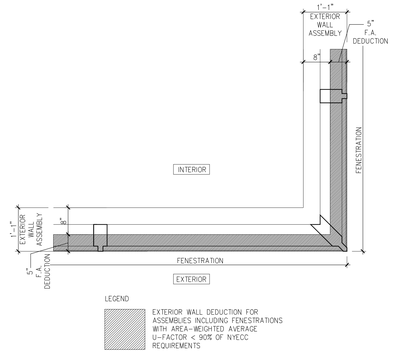


## 5 EXTERIOR WALL DEDUCTION: METHOD OF CALCULATION PLAN DIAGRAM AT OPAQUE ASSEMBLY

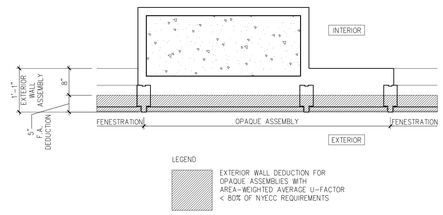


## 6 PLAN DETAIL: TYPICAL EXTERIOR WALL ASSEMBLY INCLUDING FENESTRATION

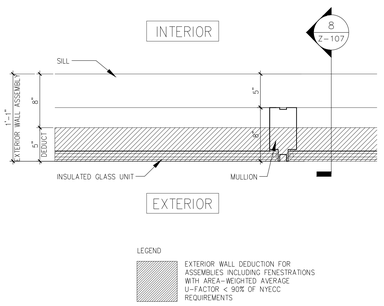


## 7 PLAN DETAIL: TYPICAL EXTERIOR WALL ASSEMBLY INCLUDING OPAQUE AREAS

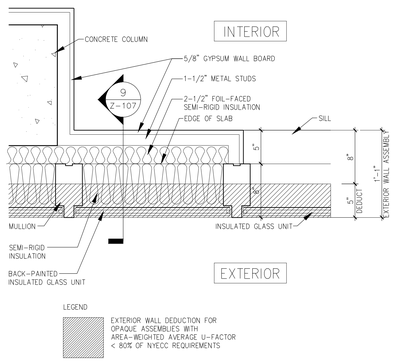


## 8 SECTION DETAIL: TYPICAL EXTERIOR WALL ASSEMBLY INCLUDING FENESTRATION ABOVE GRADE

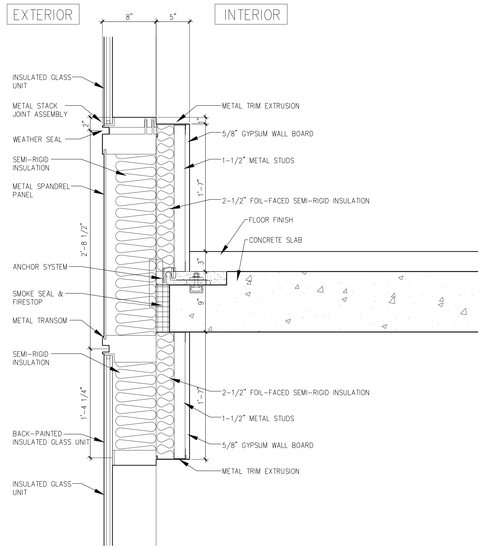


## 9 SECTION DETAIL: TYPICAL EXTERIOR WALL ASSEMBLY INCLUDING OPAQUE AREAS ABOVE GRADE

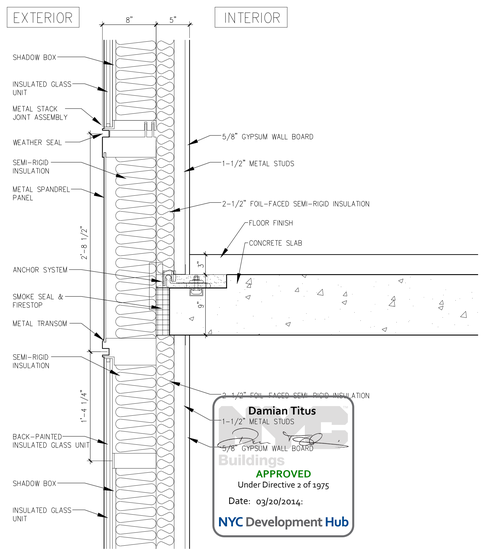


OWNER:
SNOWPLOW LLC
950 THIRD AVENUE
NEW YORK, NY 10022
TEL.: (212) 486-2000

ARCHITECT OF RECORD:
SLCE*Architects, LLP*
841 BROADWAY
NEW YORK, NY 10003
TEL.: 212-979-8400

DESIGN ARCHITECT:
SOM
14 WALL STREET
NEW YORK, NY 10005
TEL.: 212-298-9336

STRUCTURAL ENGINEER:
DESIMONE
18 WEST 18th STREET
NEW YORK, NY 10011
TEL.: 212-532-2211

MEP ENGINEER:
WSP • FLACK+KURTZ
512 SEVENTH AVENUE
NEW YORK, NY 10011
TEL.: 212-532-9600

BUILDING ENVELOPE CONSULTANT:
GBS
GILSANZ MURRAY STEFICEK LLP
129 WEST 27th STREET
NEW YORK, NY 10001
TEL.: 212-254-0030

INTERIOR ARCHITECT:
DANIEL ROMUALDEZ • ARCHITECTS
119 WEST 23rd STREET
NEW YORK, NY 10011
TEL.: 212-989-8429

LIGHTING DESIGNER:
SBLD STUDIO
132 WEST 36th STREET
NEW YORK, NY 10018
TEL.: 212-391-4230

FACADE MAINTENANCE CONSULTANT:
ENTEK ENGINEERING, LLC
166 AMES STREET
HACKENSACK, NJ 07601
TEL.: 201-820-2801

ELEVATOR CONSULTANT:
vda
5 REGENT STREET
LIVINGSTON, NJ 07039
TEL.: 973-994-9220

GEOTECHNICAL CONSULTANT:
LANGAN ENGINEERING
RIVER DRIVE CENTER 1
ELMWOOD PARK, NJ 07407
TEL.: 201-794-6900

| No: | Date: | Revision: |
|---|---|---|
| | 10-10-12 | D.O.B. SUBMITTAL |

NORTH ARROW | SCALE

KEY PLAN:

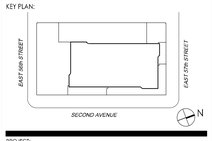


PROJECT:
252 EAST 57th STREET
NEW YORK, NY

TITLE:
ZONING:
BICYCLE STORAGE,
REFUSE STORAGE

SEAL & SIGNATURE:

| | |
|---|---|
| SCALE: | AS SHOWN |
| DATE: | 09-03-11 |
| PROJECT No: | 2011-14 |
| FILE No: | 250 EAST 57th STREET |
| DRAWN BY: | |
| CHECKED BY: | |
| DWG. No.: | Z-107.00 |
| | ___ OF ___ |

© COPYRIGHT SLCE ARCHITECTS, LLP 2012

## 1 ZONING CALCULATIONS - 1ST FLOOR

| GROSS FLOOR AREAS | |
|---|---|
| 1ST FLOOR | SF |
| RESIDENTIAL | 12,725 |
| RETAIL | 9,668 |
| TOTAL | 22,393 |

| DEDUCTIONS | | | | | | | |
|---|---|---|---|---|---|---|---|
| NO. | USE | SIZE (FT) | | | AREA (SF) | AMOUNT PER FL 1 | AREA PER FL 1 |
| RESIDENTIAL | | | | | | | |
| 1 | M | 1.75 | X | 3.08 | 5.39 | 1 | 5.39 |
| 2 | M | 1.75 | X | 3.08 | 5.39 | 1 | 5.39 |
| 3 | M | 3.25 | X | 3.25 | 10.56 | 2 | 21.13 |
| 4 | E | 4.5 | X | 9.33 | 41.99 | 1 | 41.99 |
| 5 | P | 2.42 | X | 4.33 | 10.48 | 1 | 10.48 |
| 6 | E | 14.33 | X | 1.33 | 19.06 | 1 | 19.06 |
| 7 | M | 9.83 | X | 10.83 | 106.46 | 1 | 106.46 |
| 8 | M | 6.33 | X | 6 | 37.98 | 1 | 37.98 |
| 9 | P | 1 | X | 7.25 | 7.25 | 1 | 7.25 |
| 10 | M | 7.5 | X | 3.25 | 24.38 | 1 | 24.38 |
| 11 | M | 9.83 | X | 5 | 49.15 | 1 | 49.15 |
| MECH SUBTOTAL | | | | | | | 328.64 |
| 12 | BIKE | | | | 773.51 | 1 | 773.51 |
| 13 | GARAGE | | | | 3553.02 | 1 | 3553.02 |
| TOTAL | | | | | | | 4655.17 |
| | | | | | | | |
| RETAIL | | | | | | | |
| 14 | LOAD | | | | 923.39 | 1 | 923.39 |
| TOTAL | | | | | | | 923.39 |

## 2 ZONING CALCULATIONS - 2ND FLOOR

| GROSS FLOOR AREAS | |
|---|---|
| 2ND FLOOR | SF |
| RESIDENTIAL | 1,872 |
| RETAIL | 19,378 |
| TOTAL | 21,250 |

| DEDUCTIONS | | | | | | | |
|---|---|---|---|---|---|---|---|
| NO. | USE | SIZE (FT) | | | AREA (SF) | AMOUNT PER FL 2 | AREA PER FL 2 |
| RESIDENTIAL | | | | | | | |
| 1 | M | 1.75 | X | 3.08 | 5.39 | 1 | 5.39 |
| 2 | M | 1.75 | X | 3.08 | 5.39 | 1 | 5.39 |
| 3 | M | 3.25 | X | 3.25 | 10.56 | 2 | 21.13 |
| 4 | E | 9.92 | X | 9.33 | 92.55 | 1 | 92.55 |
| 5 | P | 2.42 | X | 4.33 | 10.48 | 1 | 10.48 |
| 6 | E | 21.92 | X | 1.33 | 29.15 | 1 | 29.15 |
| 7 | M | 3.17 | X | 4.17 | 13.22 | 1 | 13.22 |
| TOTAL | | | | | | | 177.31 |
| | | | | | | | |
| RETAIL | | | | | | | |
| 8 | M | 3.67 | X | 7.5 | 27.53 | 1 | 27.53 |
| 9 | M | 9.17 | X | 5 | 45.85 | 1 | 45.85 |
| 10 | M | 5.92 | X | 5.92 | 35.05 | 1 | 35.05 |
| SUBTOTAL | | | | | | | 108.42 |
| 100 | NYCECC | | | | 288.08 | 1 | 288.08 |
| TOTAL | | | | | | | 396.50 |

## 3 ZONING CALCULATIONS - 3RD FLOOR

| GROSS FLOOR AREAS | |
|---|---|
| RESIDENTIAL | |
| FLOOR | SF |
| 3rd | 17,258 |

| DEDUCTIONS | | | | | | | |
|---|---|---|---|---|---|---|---|
| NO. | USE | SIZE (FT) | | | AREA (SF) | AMOUNT PER FL 3 | AREA PER FL 3 |
| 1 | M | 1.83 | X | 3.58 | 6.55 | 1 | 6.55 |
| 2 | M | 1.83 | X | 1.92 | 3.51 | 1 | 3.51 |
| 3 | M | 3.25 | X | 3.25 | 10.56 | 2 | 21.13 |
| 4 | E | 9 | X | 9.33 | 83.97 | 1 | 83.97 |
| 5 | STAIR | 8 | X | 0.67 | 5.36 | 4 | 21.44 |
| 6 | STAIR | 20.42 | X | 0.67 | 13.68 | 2 | 27.36 |
| 7 | P | 2.42 | X | 4.33 | 10.48 | 1 | 10.48 |
| 8 | E | 17.25 | X | 1.33 | 22.94 | 1 | 22.94 |
| 9 | E | 1.25 | X | 0.5 | 0.63 | 12 | 7.50 |
| 10 | E | 1.25 | X | 0.5 | 0.63 | 12 | 7.50 |
| 11 | P | 2.5 | X | 1 | 2.50 | 16 | 40.00 |
| 12 | P | 2.5 | X | 2.33 | 5.83 | 16 | 93.20 |
| 13 | P | 5 | X | 0.75 | 3.75 | 11 | 41.25 |
| 14 | P | 2 | X | 0.75 | 1.50 | 12 | 18.00 |
| 15 | P | 5.67 | X | 1.08 | 6.12 | 4 | 24.49 |
| 16 | P | 8.17 | X | 1.08 | 8.82 | 8 | 70.59 |
| 17 | P | 11.83 | X | 1.08 | 12.78 | 2 | 25.55 |
| 18 | P | 3 | X | 0.75 | 2.25 | 4 | 9.00 |
| 19 | M | 1.75 | X | 1.17 | 2.05 | 12 | 24.57 |
| 20 | M | 1.75 | X | 1.17 | 2.05 | 6 | 12.29 |
| 21 | M | 1.75 | X | 1.17 | 2.05 | 14 | 28.67 |
| 22 | M | 4.5 | X | 6.17 | 27.77 | 1 | 27.77 |
| 23 | E | 16.67 | X | 2.92 | 48.68 | 1 | 48.68 |
| 24 | M | | | | 3355.00 | 1 | 3355.00 |
| 25 | STAIR | 13.25 | X | 0.67 | 8.88 | 2 | 17.76 |
| 26 | E | 17.5 | X | 23.17 | 405.48 | 1 | 405.48 |
| MECHANICAL SUBTOTAL | | | | | | | 4454.66 |
| 27 | BIKE | | | | 898.36 | 1 | 898.36 |
| DEDUCTIONS SUBTOTAL | | | | | | | 5353.02 |
| 100 | NYECC | | | | 9.46 | 1 | 9.46 |
| 101 | NYECC | | | | 222.64 | 1 | 222.64 |
| NYECC SUBTOTAL | | | | | | | 232.10 |
| TOTAL | | | | | | | 5585.12 |

## 4 ZONING CALCULATIONS - 4TH FLOOR

| 4TH FLOOR AREAS | |
|---|---|
| RESIDENTIAL | |
| AREAS | SF |
| GFA | 17,063 |

| DEDUCTIONS | | | | | | | |
|---|---|---|---|---|---|---|---|
| NO. | USE | SIZE (FT) | | | AREA (SF) | AMOUNT PER FL 4 | AREA PER FL 4 |
| 1 | M | 1.83 | X | 3.58 | 6.55 | 1 | 6.55 |
| 2 | M | 1.83 | X | 1.92 | 3.51 | 1 | 3.51 |
| 3 | M | 3.25 | X | 3.25 | 10.56 | 2 | 21.13 |
| 4 | E | 9 | X | 9.33 | 83.97 | 1 | 83.97 |
| 5 | STAIR | 8 | X | 0.67 | 5.36 | 4 | 21.44 |
| 6 | STAIR | 20.42 | X | 0.67 | 13.68 | 2 | 27.36 |
| 7 | P | 2.42 | X | 4.33 | 10.48 | 1 | 10.48 |
| 8 | E | 17.25 | X | 1.33 | 22.94 | 1 | 22.94 |
| 9 | E | 1.25 | X | 0.5 | 0.63 | 13 | 8.13 |
| 10 | E | 1.25 | X | 0.5 | 0.63 | 13 | 8.13 |
| 11 | P | 2.5 | X | 1 | 2.50 | 17 | 42.50 |
| 12 | P | 2.5 | X | 2.33 | 5.83 | 17 | 99.03 |
| 13 | P | 5 | X | 0.75 | 3.75 | 11 | 41.25 |
| 14 | P | 2 | X | 0.75 | 1.50 | 13 | 19.50 |
| 15 | P | 5.67 | X | 1.08 | 6.12 | 4 | 24.49 |
| 16 | P | 8.17 | X | 1.08 | 8.82 | 9 | 79.41 |
| 17 | P | 11.83 | X | 1.08 | 12.78 | 2 | 25.55 |
| 18 | P | 3 | X | 0.75 | 2.25 | 4 | 9.00 |
| 19 | M | 1.75 | X | 1.17 | 2.05 | 13 | 26.62 |
| 20 | M | 1.75 | X | 1.17 | 2.05 | 6 | 12.29 |
| 21 | M | 1.75 | X | 1.17 | 2.05 | 15 | 30.71 |
| 22 | M | 4.5 | X | 6.17 | 27.77 | 1 | 27.77 |
| 23 | E | 16.67 | X | 2.92 | 48.68 | 1 | 48.68 |
| 24 | STAIRS | 13.25 | X | 0.67 | 8.88 | 2 | 17.76 |
| 25 | M | | | | 422.00 | 1 | 422.00 |
| MECHANICAL SUBTOTAL | | | | | | | 1140.18 |
| 26 | DOUBLE HEIGHT | | | | 3034.74 | 1.00 | 3034.74 |
| DEDUCTIONS SUBTOTAL | | | | | | | 4174.92 |
| 100 | NYECC | | | | 273.36 | 1 | 273.36 |
| TOTAL | | | | | | | 4448.28 |

## 5 ZONING CALCULATIONS - 5TH FLOOR

| GROSS FLOOR AREAS | |
|---|---|
| RESIDENTIAL | |
| FLOOR | SF |
| 5th | 16,915 |

| DEDUCTIONS | | | | | | | |
|---|---|---|---|---|---|---|---|
| NO. | USE | SIZE (FT) | | | AREA (SF) | AMOUNT PER FL 5 | AREA PER FL 5 |
| 1 | M | 1.83 | X | 3.58 | 6.55 | 1 | 6.55 |
| 2 | M | 1.83 | X | 1.92 | 3.51 | 1 | 3.51 |
| 3 | M | 3.25 | X | 3.25 | 10.56 | 2 | 21.13 |
| 4 | E | 9 | X | 9.33 | 83.97 | 1 | 83.97 |
| 5 | STAIR | 8 | X | 0.67 | 5.36 | 4 | 21.44 |
| 6 | STAIR | 20.42 | X | 0.67 | 13.68 | 2 | 27.36 |
| 7 | P | 2.42 | X | 4.33 | 10.48 | 1 | 10.48 |
| 8 | E | 17.25 | X | 1.33 | 22.94 | 1 | 22.94 |
| 9 | E | 1.25 | X | 0.5 | 0.63 | 14 | 8.75 |
| 10 | E | 1.25 | X | 0.5 | 0.63 | 14 | 8.75 |
| 11 | P | 2.5 | X | 1 | 2.50 | 19 | 47.50 |
| 12 | P | 2.5 | X | 2.33 | 5.83 | 19 | 110.68 |
| 13 | P | 5 | X | 0.75 | 3.75 | 12 | 45.00 |
| 14 | P | 2 | X | 0.75 | 1.50 | 14 | 21.00 |
| 15 | P | 5.67 | X | 1.08 | 6.12 | 5 | 30.62 |
| 16 | P | 8.17 | X | 1.08 | 8.82 | 11 | 97.06 |
| 17 | P | 11.83 | X | 1.08 | 12.78 | 2 | 25.55 |
| 18 | P | 3 | X | 0.75 | 2.25 | 4 | 9.00 |
| 19 | M | 1.75 | X | 1.17 | 2.05 | 14 | 28.67 |
| 20 | M | 1.75 | X | 1.17 | 2.05 | 6 | 12.29 |
| 21 | M | 1.75 | X | 1.17 | 2.05 | 18 | 36.86 |
| 22 | M | 4.5 | X | 6.17 | 27.77 | 1 | 27.77 |
| 23 | E | 16.67 | X | 2.92 | 48.68 | 1 | 48.68 |
| 24 | STAIR | 13.25 | X | 0.67 | 8.88 | 2 | 17.76 |
| MECHANICAL SUBTOTAL | | | | | | | 773.29 |
| 100 | NYCECC | | | | 317.81 | 1 | 317.81 |
| TOTAL | | | | | | | 1091.10 |

## 6 ZONING CALCULATIONS - 6TH FLOOR

| 6TH FLOOR AREAS | |
|---|---|
| RESIDENTIAL | |
| AREAS | SF |
| GFA | 16,915 |

| DEDUCTIONS | | | | | | | |
|---|---|---|---|---|---|---|---|
| NO. | USE | SIZE (FT) | | | AREA (SF) | AMOUNT PER FL 6 | AREA PER FL 6 |
| 1 | M | 1.83 | X | 3.58 | 6.55 | 1 | 6.55 |
| 2 | M | 1.83 | X | 1.92 | 3.51 | 1 | 3.51 |
| 3 | M | 3.25 | X | 3.25 | 10.56 | 2 | 21.13 |
| 4 | E | 9 | X | 9.33 | 83.97 | 1 | 83.97 |
| 5 | STAIR | 8 | X | 0.67 | 5.36 | 4 | 21.44 |
| 6 | STAIR | 20.42 | X | 0.67 | 13.68 | 2 | 27.36 |
| 7 | P | 2.42 | X | 4.33 | 10.48 | 1 | 10.48 |
| 8 | E | 17.25 | X | 1.33 | 22.94 | 1 | 22.94 |
| 9 | E | 1.25 | X | 0.5 | 0.63 | 14 | 8.75 |
| 10 | E | 1.25 | X | 0.5 | 0.63 | 14 | 8.75 |
| 11 | P | 2.5 | X | 1 | 2.50 | 19 | 47.50 |
| 12 | P | 2.5 | X | 2.33 | 5.83 | 19 | 110.68 |
| 13 | P | 5 | X | 0.75 | 3.75 | 12 | 45.00 |
| 14 | P | 2 | X | 0.75 | 1.50 | 14 | 21.00 |
| 15 | P | 5.67 | X | 1.08 | 6.12 | 4 | 24.49 |
| 16 | P | 8.17 | X | 1.08 | 8.82 | 11 | 97.06 |
| 17 | P | 11.83 | X | 1.08 | 12.78 | 2 | 25.55 |
| 18 | P | 3 | X | 0.75 | 2.25 | 4 | 9.00 |
| 19 | M | 1.75 | X | 1.17 | 2.05 | 14 | 28.67 |
| 20 | M | 1.75 | X | 1.17 | 2.05 | 6 | 12.29 |
| 21 | M | 1.75 | X | 1.17 | 2.05 | 17 | 34.81 |
| 22 | M | 4.5 | X | 6.17 | 27.77 | 1 | 27.77 |
| 23 | E | 16.67 | X | 2.92 | 48.68 | 1 | 48.68 |
| 24 | STAIR | 13.25 | X | 0.67 | 8.88 | 2 | 17.76 |
| MECHANICAL SUBTOTAL | | | | | | | 765.12 |
| 25 | DOUBLE HEIGHT | | | | 2337.90 | 1.00 | 2337.90 |
| DEDUCTIONS SUBTOTAL | | | | | | | 3103.02 |
| 100 | NYCECC | | | | 282.32 | 1 | 282.32 |
| TOTAL | | | | | | | 3385.34 |

Damian Titus
Buildings
APPROVED
Under Directive 2 of 1975
Date: 03/20/2014:
NYC Development Hub


DEPT OF BLDGS 121328321 Job Number
ES135508018 Scan Code


OWNER:
SNOWPLOW LLC
950 THIRD AVENUE
NEW YORK, NY 10022
TEL.: (212) 486-2000

ARCHITECT OF RECORD:
SLCE *Architects, LLP*
841 BROADWAY
NEW YORK, NY 10003
TEL.: 212-979-8400

DESIGN ARCHITECT:
SOM
14 WALL STREET
NEW YORK, NY 10005
TEL.: 212-298-9336

STRUCTURAL ENGINEER:
DESIMONE
18 WEST 18th STREET
NEW YORK, NY 10011
TEL.: 212-532-2211

MEP ENGINEER:
WSP · FLACK+KURTZ
512 SEVENTH AVENUE
NEW YORK, NY 10011
TEL.: 212-532-9600

BUILDING ENVELOPE CONSULTANT:
GMS
GILSANZ MURRAY STEFICEK LLP
129 WEST 27th STREET
NEW YORK, NY 10001
TEL.: 212-254-0030

INTERIOR ARCHITECT:
DANIEL ROMUALDEZ • ARCHITECTS
119 WEST 23rd STREET
NEW YORK, NY 10011
TEL.: 212-989-8429

LIGHTING DESIGNER:
SBLD STUDIO
132 WEST 36th STREET
NEW YORK, NY 10018
TEL.: 212-391-4230

FACADE MAINTENANCE CONSULTANT:
ENTEK ENGINEERING, LLC
166 AMES STREET
HACKENSACK, NJ 07601
TEL.: 201-820-2801

ELEVATOR CONSULTANT:
vda
5 REGENT STREET
LIVINGSTON, NJ 07039
TEL.: 973-994-9220

GEOTECHNICAL CONSULTANT:
LANGAN ENGINEERING
RIVER DRIVE CENTER 1
ELMWOOD PARK, NJ 07407
TEL.: 201-794-6900

| No: | Date: | Revision: |
|---|---|---|
| | 10-10-12 | D.O.B. SUBMITTAL |

NORTH ARROW | SCALE

KEY PLAN:

PROJECT:
252 EAST 57th STREET
NEW YORK, NY

TITLE:
ZONING DEDUCTIONS

SEAL & SIGNATURE:
REGISTERED ARCHITECT GLORIA B. GLAS STATE OF NEW YORK 020204

| | |
|---|---|
| SCALE: | AS SHOWN |
| DATE: | 09-02-11 |
| PROJECT No: | 2011-14 |
| FILE No: | 250 EAST 57th STREET |
| DRAWN BY: | |
| CHECKED BY: | |
| DWG. No.: | Z-108.00 |

____ OF ____

## 7 ZONING CALCULATIONS - 7TH FLOOR

| GROSS FLOOR AREAS | |
|---|---|
| RESIDENTIAL | |
| FLOOR | SF |
| 7th | 9,325 |

DEDUCTIONS

| NO. | USE | SIZE (FT) | | | AREA (SF) | AMOUNT PER FL 7 | AREA PER FL 7 |
|---|---|---|---|---|---|---|---|
| 1 | M | 1.83 | X | 3.58 | 6.55 | 1 | 6.55 |
| 2 | M | 1.83 | X | 1.92 | 3.51 | 1 | 3.51 |
| 3 | M | 3.25 | X | 3.25 | 10.56 | 2 | 21.13 |
| 4 | E | 3.58 | X | 9.33 | 33.40 | 1 | 33.40 |
| 5 | STAIR | 8 | X | 0.67 | 5.36 | 2 | 10.72 |
| 6 | STAIR | 18.83 | X | 0.67 | 12.62 | 2 | 25.23 |
| 7 | P | 2.42 | X | 4.33 | 10.48 | 1 | 10.48 |
| 8 | E | 17.25 | X | 1.33 | 22.94 | 1 | 22.94 |
| 9 | E | 1.25 | X | 0.5 | 0.63 | 6 | 3.75 |
| 10 | E | 1.25 | X | 0.5 | 0.63 | 6 | 3.75 |
| 11 | P | 2.5 | X | 1 | 2.50 | 11 | 27.50 |
| 12 | P | 2.5 | X | 2.33 | 5.83 | 12 | 69.90 |
| 13 | P | 5 | X | 0.75 | 3.75 | 7 | 26.25 |
| 14 | P | 2 | X | 0.75 | 1.50 | 8 | 12.00 |
| 15 | P | 8.17 | X | 1.08 | 8.82 | 6 | 52.94 |
| 16 | P | 10.5 | X | 1.08 | 11.34 | 1 | 11.34 |
| 17 | M | 1.75 | X | 1.17 | 2.05 | 6 | 12.29 |
| 18 | M | 1.75 | X | 1.17 | 2.05 | 8 | 16.38 |
| 19 | P | 5.33 | X | 1.08 | 5.76 | 1 | 5.76 |
| 20 | M | 1.75 | X | 1.17 | 2.05 | 1 | 2.05 |
| 21 | M | 4.5 | X | 6.17 | 27.77 | 1 | 27.77 |
| 22 | E | 13.75 | X | 2.92 | 40.15 | 1 | 40.15 |
| MECHANICAL SUBTOTAL | | | | | | | 445.78 |
| 100 | NYCECC | | | | 57.92 | 1 | 57.92 |
| 101 | NYCECC | | | | 77.78 | 1 | 77.78 |
| SUBTOTAL | | | | | | | 135.70 |
| TOTAL | | | | | | | 581.48 |

## 15 ZONING CALCULATIONS - 15TH - 22ND FLOORS

| GROSS FLOOR AREAS | |
|---|---|
| RESIDENTIAL | |
| FLOOR | SF |
| 15th | 9,315 |
| 16th | 9,313 |
| 17th | 9,310 |
| 18th | 9,308 |
| 19th | 9,306 |
| 20th | 9,303 |
| 21st | 9,300 |
| 22nd | 9,297 |

DEDUCTIONS

| NO. | USE | SIZE (FT) | | | AREA (SF) | AMOUNT PER FL 15-22 | AREA PER FL 15-22 |
|---|---|---|---|---|---|---|---|
| 1 | M | 1.83 | X | 3.58 | 6.55 | 1 | 6.55 |
| 2 | M | 1.83 | X | 1.92 | 3.51 | 1 | 3.51 |
| 3 | M | 3.25 | X | 3.25 | 10.56 | 2 | 21.13 |
| 4 | E | 3.58 | X | 9.33 | 33.40 | 1 | 33.40 |
| 5 | STAIR | 8 | X | 0.67 | 5.36 | 2 | 10.72 |
| 6 | STAIR | 18.83 | X | 0.67 | 12.62 | 2 | 25.23 |
| 7 | P | 2.42 | X | 4.33 | 10.48 | 1 | 10.48 |
| 8 | E | 17.25 | X | 1.33 | 22.94 | 1 | 22.94 |
| 9 | E | 1.25 | X | 0.5 | 0.63 | 7 | 4.38 |
| 10 | E | 1.25 | X | 0.5 | 0.63 | 7 | 4.38 |
| 11 | P | 2.5 | X | 1 | 2.50 | 13 | 32.50 |
| 12 | P | 2.5 | X | 2.33 | 5.83 | 14 | 81.55 |
| 13 | P | 5 | X | 0.75 | 3.75 | 6 | 22.50 |
| 14 | P | 2 | X | 0.75 | 1.50 | 7 | 10.50 |
| 15 | P | 5.67 | X | 1.08 | 6.12 | 2 | 12.25 |
| 16 | P | 8.17 | X | 1.08 | 8.82 | 5 | 44.12 |
| 17 | P | 9.42 | X | 1.08 | 10.17 | 1 | 10.17 |
| 18 | P | 10.5 | X | 1.08 | 11.34 | 2 | 22.68 |
| 19 | P | 2.5 | X | 0.75 | 1.88 | 3 | 5.63 |
| 20 | M | 1.75 | X | 1.17 | 2.05 | 7 | 14.33 |
| 21 | M | 1.75 | X | 1.17 | 2.05 | 11 | 22.52 |
| 22 | M | 4.5 | X | 6.17 | 27.77 | 1 | 27.77 |
| 23 | E | 22.25 | X | 3.42 | 76.10 | 1 | 76.10 |
| MECHANICAL SUBTOTAL | | | | | | | 525.32 |
| 100 ON FL 15 | NYECC | | | | 79.98 | 2 | 159.96 |
| 100 ON FL 16 | NYECC | | | | 80.02 | 2 | 160.04 |
| 100 ON FL 17 | NYECC | | | | 80.07 | 2 | 160.14 |
| 100 ON FL 18 | NYECC | | | | 80.12 | 2 | 160.24 |
| 100 ON FL 19 | NYECC | | | | 80.17 | 2 | 160.34 |
| 100 ON FL 20 | NYECC | | | | 80.22 | 2 | 160.44 |
| 100 ON FL 21 | NYECC | | | | 80.27 | 2 | 160.54 |
| 100 ON FL 22 | NYECC | | | | 80.32 | 2 | 160.64 |
| TOTAL ON FL 15 | | | | | | | 685.28 |
| TOTAL ON FL 16 | | | | | | | 685.36 |
| TOTAL ON FL 17 | | | | | | | 685.46 |
| TOTAL ON FL 18 | | | | | | | 685.56 |
| TOTAL ON FL 19 | | | | | | | 685.66 |
| TOTAL ON FL 20 | | | | | | | 685.76 |
| TOTAL ON FL 21 | | | | | | | 685.86 |
| TOTAL ON FL 22 | | | | | | | 685.96 |

## 24 ZONING CALCULATIONS - 24TH FLOOR

| 24TH FLOOR AREAS | |
|---|---|
| RESIDENTIAL | |
| AREAS | SF |
| GFA | 9,291 |

DEDUCTIONS

| NO. | USE | SIZE (FT) | AREA (SF) | AMOUNT PER FL 24 | AREA PER FL 24 |
|---|---|---|---|---|---|
| 1 | M | | 2618.45 | 1 | 2618.45 |
| 2 | M | | 397.79 | 1 | 397.79 |
| 3 | M | | 1387.38 | 1 | 1387.38 |
| MECHANICAL SUBTOTAL | | | | | 4403.62 |
| 4 | DOUBLE HEIGHT | | 4887.38 | 1 | 4887.38 |
| TOTAL | | | | | 9291.00 |

## 8 ZONING CALCULATIONS - 8TH - 14TH FLOORS

| GROSS FLOOR AREAS | |
|---|---|
| RESIDENTIAL | |
| FLOOR | SF |
| 8th | 9,325 |
| 9th | 9,324 |
| 10th | 9,323 |
| 11th | 9,321 |
| 12th | 9,320 |
| 13th | 9,318 |
| 14th | 9,317 |

DEDUCTIONS

| NO. | USE | SIZE (FT) | | | AREA (SF) | AMOUNT PER FL 8-14 | AREA PER FL 8-14 |
|---|---|---|---|---|---|---|---|
| 1 | M | 1.83 | X | 3.58 | 6.55 | 1 | 6.55 |
| 2 | M | 1.83 | X | 1.92 | 3.51 | 1 | 3.51 |
| 3 | M | 3.25 | X | 3.25 | 10.56 | 2 | 21.13 |
| 4 | E | 3.58 | X | 9.33 | 33.40 | 1 | 33.40 |
| 5 | STAIR | 8 | X | 0.67 | 5.36 | 2 | 10.72 |
| 6 | STAIR | 18.83 | X | 0.67 | 12.62 | 2 | 25.23 |
| 7 | P | 2.42 | X | 4.33 | 10.48 | 1 | 10.48 |
| 8 | E | 17.25 | X | 1.33 | 22.94 | 1 | 22.94 |
| 9 | E | 1.25 | X | 0.5 | 0.63 | 8 | 5.00 |
| 10 | E | 1.25 | X | 0.5 | 0.63 | 8 | 5.00 |
| 11 | P | 2.5 | X | 1 | 2.50 | 12 | 30.00 |
| 12 | P | 2.5 | X | 2.33 | 5.83 | 13 | 75.73 |
| 13 | P | 5 | X | 0.75 | 3.75 | 7 | 26.25 |
| 14 | P | 2 | X | 0.75 | 1.50 | 8 | 12.00 |
| 15 | P | 8.17 | X | 1.08 | 8.82 | 7 | 61.77 |
| 16 | P | 9.42 | X | 1.08 | 10.17 | 1 | 10.17 |
| 17 | P | 10.5 | X | 1.08 | 11.34 | 1 | 11.34 |
| 18 | P | 3 | X | 0.75 | 2.25 | 1 | 2.25 |
| 19 | M | 1.75 | X | 1.17 | 2.05 | 8 | 16.38 |
| 20 | M | 1.75 | X | 1.17 | 2.05 | 10 | 20.48 |
| 21 | M | 4.5 | X | 6.17 | 27.77 | 1 | 27.77 |
| 22 | E | 13.75 | X | 2.92 | 40.15 | 1 | 40.15 |
| MECHANICAL SUBTOTAL | | | | | | | 478.24 |
| 100 ON FL 8 | NYECC | | | | 79.67 | 2 | 159.34 |
| 100 ON FL 9 | NYECC | | | | 79.71 | 2 | 159.42 |
| 100 ON FL 10 | NYECC | | | | 79.75 | 2 | 159.50 |
| 100 ON FL 11 | NYECC | | | | 79.79 | 2 | 159.58 |
| 100 ON FL 12 | NYECC | | | | 79.84 | 2 | 159.68 |
| 100 ON FL 13 | NYECC | | | | 79.88 | 2 | 159.76 |
| 100 ON FL 14 | NYECC | | | | 79.93 | 2 | 159.86 |
| TOTAL ON FL 8 | | | | | | | 637.58 |
| TOTAL ON FL 9 | | | | | | | 637.66 |
| TOTAL ON FL 10 | | | | | | | 637.74 |
| TOTAL ON FL 11 | | | | | | | 637.82 |
| TOTAL ON FL 12 | | | | | | | 637.92 |
| TOTAL ON FL 13 | | | | | | | 638.00 |
| TOTAL ON FL 14 | | | | | | | 638.10 |

## 23 ZONING CALCULATIONS - 23RD FLOOR

| GROSS FLOOR AREAS | |
|---|---|
| RESIDENTIAL | |
| FLOOR | SF |
| 23rd | 9,294 |

DEDUCTIONS

| NO. | USE | SIZE (FT) | AREA (SF) | AMOUNT PER FL 23 | AREA PER FL 23 |
|---|---|---|---|---|---|
| 1 | M | | 9294.00 | 1 | 9294.00 |
| TOTAL | | | | | 9294.00 |

## 25 ZONING CALCULATIONS - 25TH FLOOR

| GROSS FLOOR AREAS | |
|---|---|
| RESIDENTIAL | |
| FLOOR | SF |
| 25th | 9,292 |

DEDUCTIONS

| NO. | USE | SIZE (FT) | | | AREA (SF) | AMOUNT PER FL 25 | AREA PER FL 25 |
|---|---|---|---|---|---|---|---|
| 1 | M | 1.92 | X | 2.42 | 4.65 | 1 | 4.65 |
| 2 | M | 1.92 | X | 2.42 | 4.65 | 1 | 4.65 |
| 3 | M | 3.25 | X | 3.25 | 10.56 | 1 | 10.56 |
| 4 | E | 10.67 | X | 9.33 | 99.55 | 1 | 99.55 |
| 5 | STAIR | 8 | X | 0.67 | 5.36 | 2 | 10.72 |
| 6 | STAIR | 18.83 | X | 0.67 | 12.62 | 2 | 25.23 |
| 7 | P | 2.42 | X | 4.33 | 10.48 | 1 | 10.48 |
| 8 | E | 17.25 | X | 1.33 | 22.94 | 1 | 22.94 |
| 9 | E | 1.25 | X | 0.5 | 0.63 | 2 | 1.25 |
| 10 | E | 1.25 | X | 0.5 | 0.63 | 2 | 1.25 |
| 11 | P | 5 | X | 0.75 | 3.75 | 4 | 15.00 |
| 12 | P | 3 | X | 1.08 | 3.24 | 2 | 6.48 |
| 13 | P | 6 | X | 1.08 | 6.48 | 2 | 12.96 |
| 14 | P | 4.67 | X | 0.75 | 3.50 | 2 | 7.01 |
| 15 | P | 2.5 | X | 0.75 | 1.88 | 2 | 3.75 |
| 16 | M | 1.75 | X | 1.17 | 2.05 | 3 | 6.14 |
| 17 | M | 1.75 | X | 1.17 | 2.05 | 4 | 8.19 |
| 18 | P | 2 | X | 1.33 | 2.66 | 4 | 10.64 |
| 19 | P | 2 | X | 0.75 | 1.50 | 4 | 6.00 |
| 20 | M | 1.75 | X | 1.17 | 2.05 | 2 | 4.10 |
| 21 | TERRACE | | | | 727.21 | 1 | 727.21 |
| MECHANICAL SUBTOTAL | | | | | | | 998.75 |
| 100 | NYECC | | | | 54.24 | 1 | 54.24 |
| 101 | NYECC | | | | 75.36 | 1 | 75.36 |
| SUBTOTAL | | | | | | | 129.60 |
| TOTAL | | | | | | | 1128.35 |

Damian Titus
Buildings
APPROVED
Under Directive 2 of 1975
Date: 03/20/2014:
NYC Development Hub

DEPT OF BLDGS 121328321 Job Number
ES719632467 Scan Code

OWNER:
SNOWPLOW LLC
950 THIRD AVENUE
NEW YORK, NY 10022
TEL.: (212) 486-2000

ARCHITECT OF RECORD:
SLCEArchitects, LLP
841 BROADWAY
NEW YORK, NY 10003
TEL.: 212-979-8400

DESIGN ARCHITECT:
SOM
14 WALL STREET
NEW YORK, NY 10005
TEL.: 212-298-9336

STRUCTURAL ENGINEER:
DESIMONE
18 WEST 18th STREET
NEW YORK, NY 10011
TEL.: 212-532-2211

MEP ENGINEER:
WSP • FLACK+KURTZ
512 SEVENTH AVENUE
NEW YORK, NY 10011
TEL.: 212-532-9600

BUILDING ENVELOPE CONSULTANT:
GMS
GILSANZ MURRAY STEFICEK LLP
129 WEST 27th STREET
NEW YORK, NY 10001
TEL.: 212-254-0030

INTERIOR ARCHITECT:
DANIEL ROMUALDEZ • ARCHITECTS
119 WEST 23rd STREET
NEW YORK, NY 10011
TEL.: 212-989-8429

LIGHTING DESIGNER:
SBLD STUDIO
132 WEST 36th STREET
NEW YORK, NY 10018
TEL.: 212-391-4230

FACADE MAINTENANCE CONSULTANT:
ENTEK ENGINEERING, LLC
166 AMES STREET
HACKENSACK, NJ 07601
TEL.: 201-820-2801

ELEVATOR CONSULTANT:
vda
5 REGENT STREET
LIVINGSTON, NJ 07039
TEL.: 973-994-9220

GEOTECHNICAL CONSULTANT:
LANGAN ENGINEERING
RIVER DRIVE CENTER 1
ELMWOOD PARK, NJ 07407
TEL.: 201-794-6900

| No: | Date: | Revision: |
|---|---|---|
| | 10-10-12 | D.O.B. SUBMITTAL |

NORTH ARROW | SCALE

KEY PLAN:

PROJECT:
252 EAST 57th STREET
NEW YORK, NY

TITLE:
ZONING DEDUCTIONS

SEAL & SIGNATURE:
REGISTERED ARCHITECT GLORIA B. GLAS 020204 STATE OF NEW YORK

| | |
|---|---|
| SCALE: | AS SHOWN |
| DATE: | 09-02-11 |
| PROJECT No: | 2011-14 |
| FILE No: | 250 EAST 57th STREET |
| DRAWN BY: | |
| CHECKED BY: | |
| DWG. No.: | Z-109.00 |

____ OF ____

DEPT OF BLDGS 121328321 Job Number
ES350543078 Scan Code

## 26 ZONING CALCULATIONS - 26TH FLOOR

| 26TH FLOOR AREAS | |
|---|---|
| RESIDENTIAL | |
| AREAS | SF |
| GFA | 9,292 |

| DEDUCTIONS | | | | | |
|---|---|---|---|---|---|
| NO. | USE | SIZE (FT) | AREA (SF) | AMOUNT PER FL 26 | AREA PER FL 26 |
| 1 | M | | 4416.28 | 1 | 4416.28 |
| MECHANICAL SUBTOTAL | | | | | 4416.28 |
| 2 | DOUBLE HEIGHT | | 3757.13 | 1 | 3757.13 |
| 3 | DOUBLE HEIGHT | | 1118.59 | 1 | 1118.59 |
| TOTAL | | | | | 9292.00 |

## 33 ZONING CALCULATIONS - 33RD - 41ST FLOORS

| GROSS FLOOR AREAS | |
|---|---|
| RESIDENTIAL | |
| FLOOR | SF |
| 33rd | 9,251 |
| 34th | 9,245 |
| 35th | 9,239 |
| 36th | 9,233 |
| 37th | 9,227 |
| 38th | 9,221 |
| 39th | 9,214 |
| 40th | 9,207 |
| 41st | 9,201 |

| DEDUCTIONS | | | | | | | |
|---|---|---|---|---|---|---|---|
| NO. | USE | SIZE (FT) | | | AREA (SF) | AMOUNT PER FL 33-41 | AREA PER FL 33-41 |
| 1 | M | 1.83 | X | 3.58 | 6.55 | 1 | 6.55 |
| 2 | M | 1.83 | X | 1.92 | 3.51 | 1 | 3.51 |
| 3 | M | 3.25 | X | 3.25 | 10.56 | 1 | 10.56 |
| 4 | E | 3.25 | X | 9.33 | 30.32 | 1 | 30.32 |
| 5 | E | 1.92 | X | 5.75 | 11.04 | 1 | 11.04 |
| 6 | M | 4 | X | 3.58 | 14.32 | 1 | 14.32 |
| 7 | STAIR | 8 | X | 0.67 | 5.36 | 2 | 10.72 |
| 8 | STAIR | 26 | X | 0.67 | 17.42 | 2 | 34.84 |
| 9 | M | 1.5 | X | 1.58 | 2.37 | 1 | 2.37 |
| 10 | P | 2.42 | X | 4.33 | 10.48 | 1 | 10.48 |
| 11 | E | 21.42 | X | 1.33 | 28.49 | 1 | 28.49 |
| 12 | E | 1.25 | X | 0.5 | 0.63 | 4 | 2.50 |
| 13 | E | 1.25 | X | 0.5 | 0.63 | 4 | 2.50 |
| 14 | P | 2 | X | 1.33 | 2.66 | 4 | 10.64 |
| 15 | P | 5 | X | 0.75 | 3.75 | 1 | 3.75 |
| 16 | P | 2 | X | 0.75 | 1.50 | 4 | 6.00 |
| 17 | P | 3 | X | 1.08 | 3.24 | 3 | 9.72 |
| 18 | P | 5.75 | X | 1.08 | 6.21 | 2 | 12.42 |
| 19 | P | 7.33 | X | 1.08 | 7.92 | 1 | 7.92 |
| 20 | P | 8.5 | X | 1.08 | 9.18 | 3 | 27.54 |
| 21 | P | 10.33 | X | 1.08 | 11.16 | 3 | 33.47 |
| 22 | P | 10.83 | X | 1.08 | 11.70 | 1 | 11.70 |
| 23 | P | 2.5 | X | 0.75 | 1.88 | 3 | 5.63 |
| 24 | P | 5.17 | X | 0.75 | 3.88 | 3 | 11.63 |
| 25 | P | 3 | X | 0.75 | 2.25 | 7 | 15.75 |
| 26 | M | 1.75 | X | 1.17 | 2.05 | 4 | 8.19 |
| 27 | M | 1.75 | X | 1.17 | 2.05 | 4 | 8.19 |
| 28 | M | 0.92 | X | 0.92 | 0.85 | 4 | 3.39 |
| 29 | M | 1.75 | X | 1.17 | 2.05 | 14 | 28.67 |
| MECHANICAL SUBTOTAL | | | | | | | 372.80 |
| 100 ON FL 33 | NYCECC | | | | 80.99 | 2 | 161.98 |
| 100 ON FL 34 | NYCECC | | | | 81.06 | 2 | 162.12 |
| 100 ON FL 35 | NYCECC | | | | 81.12 | 2 | 162.24 |
| 100 ON FL 36 | NYCECC | | | | 81.19 | 2 | 162.38 |
| 100 ON FL 37 | NYCECC | | | | 81.26 | 2 | 162.52 |
| 100 ON FL 38 | NYCECC | | | | 81.32 | 2 | 162.64 |
| 100 ON FL 39 | NYCECC | | | | 81.39 | 2 | 162.78 |
| 100 ON FL 40 | NYCECC | | | | 81.46 | 2 | 162.92 |
| 100 ON FL 41 | NYCECC | | | | 81.52 | 2 | 163.04 |
| TOTAL ON FL 33 | | | | | | | 534.78 |
| TOTAL ON FL 34 | | | | | | | 534.92 |
| TOTAL ON FL 35 | | | | | | | 535.04 |
| TOTAL ON FL 36 | | | | | | | 535.18 |
| TOTAL ON FL 37 | | | | | | | 535.32 |
| TOTAL ON FL 38 | | | | | | | 535.44 |
| TOTAL ON FL 39 | | | | | | | 535.58 |
| TOTAL ON FL 40 | | | | | | | 535.72 |
| TOTAL ON FL 41 | | | | | | | 535.84 |

## 47 ZONING CALCULATIONS - 47TH - 48TH FLOORS

| GROSS FLOOR AREAS | |
|---|---|
| RESIDENTIAL | |
| FLOOR | SF |
| 47th | 9,155 |
| 48th | 9,147 |

| DEDUCTIONS | | | | | | | |
|---|---|---|---|---|---|---|---|
| NO. | USE | SIZE (FT) | | | AREA (SF) | AMOUNT PER FL 47-48 | AREA PER FL 47-48 |
| 1 | M | 1.83 | X | 3.58 | 6.55 | 1 | 6.55 |
| 2 | M | 1.83 | X | 1.92 | 3.51 | 1 | 3.51 |
| 3 | M | 3.25 | X | 3.25 | 10.56 | 1 | 10.56 |
| 4 | E | 3.25 | X | 9.33 | 30.32 | 1 | 30.32 |
| 5 | E | 1.92 | X | 5.75 | 11.04 | 1 | 11.04 |
| 6 | M | 4 | X | 3.58 | 14.32 | 1 | 14.32 |
| 7 | STAIR | 8 | X | 0.67 | 5.36 | 2 | 10.72 |
| 8 | STAIR | 26 | X | 0.67 | 17.42 | 2 | 34.84 |
| 9 | M | 1.5 | X | 1.58 | 2.37 | 1 | 2.37 |
| 10 | P | 2.42 | X | 4.33 | 10.48 | 1 | 10.48 |
| 11 | E | 21.42 | X | 1.33 | 28.49 | 1 | 28.49 |
| 12 | E | 1.25 | X | 0.5 | 0.63 | 2 | 1.25 |
| 13 | E | 1.25 | X | 0.5 | 0.63 | 2 | 1.25 |
| 14 | P | 2 | X | 1.33 | 2.66 | 4 | 10.64 |
| 15 | P | 5 | X | 0.75 | 3.75 | 3 | 11.25 |
| 16 | P | 2.5 | X | 0.75 | 1.88 | 1 | 1.88 |
| 17 | P | 2 | X | 0.75 | 1.50 | 2 | 3.00 |
| 18 | P | 3 | X | 1.08 | 3.24 | 2 | 6.48 |
| 19 | P | 5.75 | X | 1.08 | 6.21 | 2 | 12.42 |
| 20 | P | 8.5 | X | 1.08 | 9.18 | 6 | 55.08 |
| 21 | P | 7 | X | 1.08 | 7.56 | 1 | 7.56 |
| 22 | P | 13.42 | X | 0.75 | 10.07 | 1 | 10.07 |
| 23 | P | 6.33 | X | 0.75 | 4.75 | 1 | 4.75 |
| 24 | M | 1.75 | X | 1.17 | 2.05 | 2 | 4.10 |
| 25 | M | 1.75 | X | 1.17 | 2.05 | 2 | 4.10 |
| 26 | M | 1 | X | 1 | 1.00 | 2 | 2.00 |
| 27 | M | 1.75 | X | 1.17 | 2.05 | 9 | 18.43 |
| MECHANICAL SUBTOTAL | | | | | | | 317.44 |
| 100 ON FL 47 | NYECC | | | | 81.93 | 2 | 163.86 |
| 100 ON FL 48 | NYECC | | | | 82.00 | 2 | 164.00 |
| TOTAL ON FL 47 | | | | | | | 481.30 |
| TOTAL ON FL 48 | | | | | | | 481.44 |

## 27 ZONING CALCULATIONS - 27TH - 32ND FLOORS

| GROSS FLOOR AREAS | |
|---|---|
| RESIDENTIAL | |
| FLOOR | SF |
| 27th | 9,279 |
| 28th | 9,276 |
| 29th | 9.271 |
| 30th | 9,266 |
| 31st | 9,261 |
| 32nd | 9,256 |

| DEDUCTIONS | | | | | | | |
|---|---|---|---|---|---|---|---|
| NO. | USE | SIZE (FT) | | | AREA (SF) | AMOUNT PER FL 27-32 | AREA P FL 27- |
| 1 | M | 1.92 | X | 2.42 | 4.65 | 1 | 4. |
| 2 | M | 1.92 | X | 2.42 | 4.65 | 1 | 4. |
| 3 | M | 3.25 | X | 3.25 | 10.56 | 1 | 10. |
| 4 | E | 3.25 | X | 9.33 | 30.32 | 1 | 30. |
| 5 | E | 1.92 | X | 5.75 | 11.04 | 1 | 11. |
| 6 | M | 4 | X | 3.58 | 14.32 | 1 | 14. |
| 7 | STAIR | 8 | X | 0.67 | 5.36 | 2 | 10. |
| 8 | STAIR | 26 | X | 0.67 | 17.42 | 2 | 34. |
| 9 | M | 1.5 | X | 1.58 | 2.37 | 1 | 2. |
| 10 | P | 2.42 | X | 4.33 | 10.48 | 1 | 10. |
| 11 | E | 21.42 | X | 1.33 | 28.49 | 1 | 28. |
| 12 | E | 1.25 | X | 0.5 | 0.63 | 4 | 2. |
| 13 | E | 1.25 | X | 0.5 | 0.63 | 4 | 2. |
| 14 | P | 2 | X | 1.33 | 2.66 | 4 | 10. |
| 15 | P | 5 | X | 0.75 | 3.75 | 4 | 15. |
| 16 | P | 2 | X | 0.75 | 1.50 | 4 | 6. |
| 17 | P | 3 | X | 1.08 | 3.24 | 2 | 6. |
| 18 | P | 5.75 | X | 1.08 | 6.21 | 2 | 12. |
| 19 | P | 7.17 | X | 1.08 | 7.74 | 1 | 7. |
| 20 | P | 8.5 | X | 1.08 | 9.18 | 4 | 36. |
| 21 | P | 4.33 | X | 0.75 | 3.25 | 3 | 9. |
| 22 | P | 3 | X | 0.75 | 2.25 | 10 | 22. |
| 23 | M | 1.75 | X | 1.17 | 2.05 | 4 | 8. |
| 24 | M | 1.75 | X | 1.17 | 2.05 | 4 | 8. |
| 25 | M | 0.92 | X | 0.92 | 0.85 | 4 | 3. |
| 26 | M | 1.75 | X | 1.17 | 2.05 | 9 | 18. |
| MECHANICAL SUBTOTAL | | | | | | | 332. |
| 100 ON FL 27 | NYCECC | | | | 80.61 | 2 | 161. |
| 100 ON FL 28 | NYCECC | | | | 80.66 | 2 | 161. |
| 100 ON FL 29 | NYCECC | | | | 80.73 | 2 | 161. |
| 100 ON FL 30 | NYCECC | | | | 80.79 | 2 | 161. |
| 100 ON FL 31 | NYCECC | | | | 80.86 | 2 | 161. |
| 100 ON FL 32 | NYCECC | | | | 80.92 | 2 | 161. |
| TOTAL ON FL 27 | | | | | | | 494. |
| TOTAL ON FL 28 | | | | | | | 494. |
| TOTAL ON FL 29 | | | | | | | 494. |
| TOTAL ON FL 30 | | | | | | | 494. |
| TOTAL ON FL 31 | | | | | | | 494. |
| TOTAL ON FL 32 | | | | | | | 494. |

## 42 ZONING CALCULATIONS - 42ND - 46TH FLOORS

| GROSS FLOOR AREAS | |
|---|---|
| RESIDENTIAL | |
| FLOOR | SF |
| 42nd | 9,194 |
| 43rd | 9,186 |
| 44th | 9,179 |
| 45th | 9,171 |
| 46th | 9,163 |

| DEDUCTIONS | | | | | | | |
|---|---|---|---|---|---|---|---|
| NO. | USE | SIZE (FT) | | | AREA (SF) | AMOUNT PER FL 42-46 | AREA PER FL 42-46 |
| 1 | M | 1.83 | X | 3.58 | 6.55 | 1 | 6.55 |
| 2 | M | 1.83 | X | 1.92 | 3.51 | 1 | 3.51 |
| 3 | M | 3.25 | X | 3.25 | 10.56 | 1 | 10.56 |
| 4 | E | 3.25 | X | 9.33 | 30.32 | 1 | 30.32 |
| 5 | E | 1.92 | X | 5.75 | 11.04 | 1 | 11.04 |
| 6 | M | 4 | X | 3.58 | 14.32 | 1 | 14.32 |
| 7 | STAIR | 8 | X | 0.67 | 5.36 | 2 | 10.72 |
| 8 | STAIR | 26 | X | 0.67 | 17.42 | 2 | 34.84 |
| 9 | M | 1.5 | X | 1.58 | 2.37 | 1 | 2.37 |
| 10 | P | 2.42 | X | 4.33 | 10.48 | 1 | 10.48 |
| 11 | E | 21.42 | X | 1.33 | 28.49 | 1 | 28.49 |
| 12 | E | 1.25 | X | 0.5 | 0.63 | 3 | 1.88 |
| 13 | E | 1.25 | X | 0.5 | 0.63 | 3 | 1.88 |
| 14 | P | 2 | X | 1.33 | 2.66 | 4 | 10.64 |
| 15 | P | 5 | X | 0.75 | 3.75 | 3 | 11.25 |
| 16 | P | 2.5 | X | 0.75 | 1.88 | 1 | 1.88 |
| 17 | P | 2 | X | 0.75 | 1.50 | 3 | 4.50 |
| 18 | P | 3 | X | 1.08 | 3.24 | 3 | 9.72 |
| 19 | P | 5.75 | X | 1.08 | 6.21 | 3 | 18.63 |
| 20 | P | 7 | X | 1.08 | 7.56 | 1 | 7.56 |
| 21 | P | 8.5 | X | 1.08 | 9.18 | 5 | 45.90 |
| 22 | P | 4.83 | X | 0.75 | 3.62 | 2 | 7.25 |
| 23 | P | 3 | X | 0.75 | 2.25 | 4 | 9.00 |
| 24 | P | 6.33 | X | 0.75 | 4.75 | 1 | 4.75 |
| 25 | M | 1.75 | X | 1.17 | 2.05 | 3 | 6.14 |
| 26 | M | 1.75 | X | 1.17 | 2.05 | 3 | 6.14 |
| 27 | M | 0.92 | X | 0.92 | 0.85 | 3 | 2.54 |
| 28 | M | 1.75 | X | 1.17 | 2.05 | 11 | 22.52 |
| MECHANICAL SUBTOTAL | | | | | | | 335.37 |
| 100 ON FL 42 | NYCECC | | | | 81.59 | 2 | 163.18 |
| 100 ON FL 43 | NYCECC | | | | 81.66 | 2 | 163.32 |
| 100 ON FL 44 | NYCECC | | | | 81.73 | 2 | 163.46 |
| 100 ON FL 45 | NYCECC | | | | 81.80 | 2 | 163.60 |
| 100 ON FL 46 | NYCECC | | | | 81.82 | 2 | 163.64 |
| TOTAL ON FL 42 | | | | | | | 498.55 |
| TOTAL ON FL 43 | | | | | | | 498.69 |
| TOTAL ON FL 44 | | | | | | | 498.83 |
| TOTAL ON FL 45 | | | | | | | 498.97 |
| TOTAL ON FL 46 | | | | | | | 499.01 |

## 49 ZONING CALCULATIONS - 49TH FLOOR

| GROSS FLOOR AREAS | |
|---|---|
| RESIDENTIAL | |
| FLOOR | SF |
| 49th | 9,137 |

| DEDUCTIONS | | | | | | | |
|---|---|---|---|---|---|---|---|
| NO. | USE | SIZE (FT) | | | AREA (SF) | AMOUNT PER FL 49 | AREA PER FL 49 |
| 1 | M | 1.83 | X | 3.58 | 6.55 | 1 | 6.55 |
| 2 | M | 1.83 | X | 1.92 | 3.51 | 1 | 3.51 |
| 3 | M | 3.25 | X | 3.25 | 10.56 | 1 | 10.56 |
| 4 | E | 3.25 | X | 9.33 | 30.32 | 1 | 30.32 |
| 5 | E | 1.92 | X | 5.75 | 11.04 | 1 | 11.04 |
| 6 | M | 4 | X | 3.58 | 14.32 | 1 | 14.32 |
| 7 | STAIR | 8 | X | 0.67 | 5.36 | 2 | 10.72 |
| 8 | STAIR | 26 | X | 0.67 | 17.42 | 2 | 34.84 |
| 9 | M | 1.5 | X | 1.58 | 2.37 | 1 | 2.37 |
| 10 | P | 2.42 | X | 4.33 | 10.48 | 1 | 10.48 |
| 11 | E | 21.42 | X | 1.33 | 28.49 | 1 | 28.49 |
| 12 | E | 1.25 | X | 0.5 | 0.63 | 3 | 1.88 |
| 13 | E | 1.25 | X | 0.5 | 0.63 | 3 | 1.88 |
| 14 | P | 2 | X | 1.33 | 2.66 | 4 | 10.64 |
| 15 | P | 5 | X | 0.75 | 3.75 | 3 | 11.25 |
| 16 | P | 2.5 | X | 0.75 | 1.88 | 1 | 1.88 |
| 17 | P | 2 | X | 0.75 | 1.50 | 2 | 3.00 |
| 18 | P | 3 | X | 1.08 | 3.24 | 2 | 6.48 |
| 19 | P | 5.75 | X | 1.08 | 6.21 | 2 | 12.42 |
| 20 | P | 7 | X | 1.08 | 7.56 | 1 | 7.56 |
| 21 | P | 8.5 | X | 1.08 | 9.18 | 5 | 45.90 |
| 22 | P | 5 | X | 0.75 | 3.75 | 1 | 3.75 |
| 23 | P | 3 | X | 0.75 | 2.25 | 1 | 2.25 |
| 24 | P | 6.33 | X | 0.75 | 4.75 | 1 | 4.75 |
| 25 | M | 2 | X | 2 | 4.00 | 3 | 12.00 |
| 26 | M | 1.75 | X | 1.17 | 2.05 | 3 | 6.14 |
| 27 | M | 1 | X | 1 | 1.00 | 2 | 2.00 |
| 28 | M | 1.75 | X | 1.17 | 2.05 | 10 | 20.48 |
| 29 | M | | | | 466.22 | 1 | 466.22 |
| MECHANICAL SUBTOTAL | | | | | | | 783.67 |
| 100 | NYCECC | | | | 82.08 | 1 | 82.08 |
| 101 | NYCECC | | | | 17.19 | 1 | 17.19 |
| 102 | NYCECC | | | | 55.17 | 1 | 55.17 |
| SUBTOTAL | | | | | | | 154.44 |
| TOTAL | | | | | | | 938.11 |

Damian Titus
Buildings
APPROVED
Under Directive 2 of 1975
Date: 03/20/2014:
NYC Development Hub

OWNER:
SNOWPLOW LLC
950 THIRD AVENUE
NEW YORK, NY 10022
TEL.: (212) 486-2000

ARCHITECT OF RECORD:
SLCE*Architects, LLP*
841 BROADWAY
NEW YORK, NY 10003
TEL.: 212-979-8400

DESIGN ARCHITECT:
SOM
14 WALL STREET
NEW YORK, NY 10005
TEL.: 212-298-9336

STRUCTURAL ENGINEER:
DESIMONE
18 WEST 18th STREET
NEW YORK, NY 10011
TEL.: 212-532-2211

MEP ENGINEER:
WSP • FLACK+KURTZ
512 SEVENTH AVENUE
NEW YORK, NY 10011
TEL.: 212-532-9600

BUILDING ENVELOPE CONSULTANT:
GMS
GILSANZ MURRAY STEFICEK LLP
129 WEST 27th STREET
NEW YORK, NY 10001
TEL.: 212-254-0030

INTERIOR ARCHITECT:
DANIEL ROMUALDEZ • ARCHITECTS
119 WEST 23rd STREET
NEW YORK, NY 10011
TEL.: 212-989-8429

LIGHTING DESIGNER:
SBLD STUDIO
132 WEST 36th STREET
NEW YORK, NY 10018
TEL.: 212-391-4230

FACADE MAINTENANCE CONSULTANT:
ENTEK ENGINEERING, LLC
166 AMES STREET
HACKENSACK, NJ 07601
TEL.: 201-820-2801

ELEVATOR CONSULTANT:
vda
5 REGENT STREET
LIVINGSTON, NJ 07039
TEL.: 973-994-9220

GEOTECHNICAL CONSULTANT:
LANGAN ENGINEERING
RIVER DRIVE CENTER 1
ELMWOOD PARK, NJ 07407
TEL.: 201-794-6900

| No: | Date: | Revision: |
|---|---|---|
| | 10-10-12 | D.O.B. SUBMITTAL |

NORTH ARROW | SCALE

KEY PLAN:

PROJECT:

252 EAST 57th STREET
NEW YORK, NY

TITLE:

ZONING DEDUCTIONS

SEAL & SIGNATURE:

REGISTERED ARCHITECT GLORIA B. GLAS 020204 STATE OF NEW YORK

| | |
|---|---|
| SCALE: | AS SHOWN |
| DATE: | 09-02-11 |
| PROJECT No: | 2011-14 |
| FILE No: | 250 EAST 57th STREET |
| DRAWN BY: | |
| CHECKED BY: | |
| DWG. No.: | Z-110.00 |

____ OF ____

BBPT OF BLDGS 121305525 Job Number
E396547239Y Scan Code

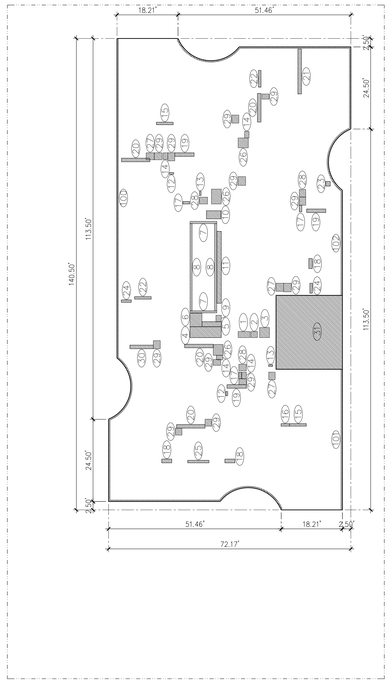


| 50TH FLOOR AREAS | |
|---|---|
| RESIDENTIAL | |
| AREAS | SF |
| GFA | 9,127 |

| DEDUCTIONS | | | | | | | | |
|---|---|---|---|---|---|---|---|---|
| NO. | USE | SIZE (FT) | | | AREA (SF) | AMOUNT PER FL 50 | AREA PER FL 50 |
| 1 | M | 1.83 | X | 3.58 | 6.55 | 1 | 6.55 |
| 2 | M | 1.83 | X | 1.92 | 3.51 | 1 | 3.51 |
| 3 | M | 3.25 | X | 3.25 | 10.56 | 1 | 10.56 |
| 4 | E | 3.25 | X | 9.33 | 30.32 | 1 | 30.32 |
| 5 | E | 1.92 | X | 5.75 | 11.04 | 1 | 11.04 |
| 6 | M | 4 | X | 3.58 | 14.32 | 1 | 14.32 |
| 7 | STAIR | 8 | X | 0.67 | 5.36 | 2 | 10.72 |
| 8 | STAIR | 26 | X | 0.67 | 17.42 | 2 | 34.84 |
| 9 | M | 1.5 | X | 1.58 | 2.37 | 1 | 2.37 |
| 10 | P | 2.42 | X | 4.33 | 10.48 | 1 | 10.48 |
| 11 | E | 21.42 | X | 1.33 | 28.49 | 1 | 28.49 |
| 12 | E | 1.25 | X | 0.5 | 0.63 | 2 | 1.25 |
| 13 | E | 1.25 | X | 0.5 | 0.63 | 2 | 1.25 |
| 14 | P | 2 | X | 1.33 | 2.66 | 4 | 10.64 |
| 15 | P | 5 | X | 0.75 | 3.75 | 2 | 7.50 |
| 16 | P | 2.5 | X | 0.75 | 1.88 | 1 | 1.88 |
| 17 | P | 2 | X | 0.75 | 1.50 | 3 | 4.50 |
| 18 | P | 3 | X | 1.08 | 3.24 | 3 | 9.72 |
| 19 | P | 5.75 | X | 1.08 | 6.21 | 3 | 18.63 |
| 20 | P | 8.5 | X | 1.08 | 9.18 | 4 | 36.72 |
| 21 | P | 13.33 | X | 1.08 | 14.40 | 1 | 14.40 |
| 22 | P | 5 | X | 0.75 | 3.75 | 2 | 7.50 |
| 23 | P | 1.42 | X | 1.33 | 1.89 | 1 | 1.89 |
| 24 | P | 3 | X | 0.75 | 2.25 | 2 | 4.50 |
| 25 | P | 6.33 | X | 0.75 | 4.75 | 1 | 4.75 |
| 26 | M | 2 | X | 2 | 4.00 | 3 | 12.00 |
| 27 | M | 1.75 | X | 1.17 | 2.05 | 3 | 6.14 |
| 28 | M | 1 | X | 1 | 1.00 | 3 | 3.00 |
| 29 | M | 1.75 | X | 1.17 | 2.05 | 12 | 24.57 |
| 30 | P | 7 | X | 1.08 | 7.56 | 1 | 7.56 |
| MECHANICAL SUBTOTAL | | | | | | | 334.04 |
| 31 | DOUBLE HEIGHT | | | | 435.00 | 1 | 435.00 |
| DEDUCTIONS SUBTOTAL | | | | | | | 769.04 |
| 100 | NYCECC | | | | 82.16 | 1 | 82.16 |
| 101 | NYCECC | | | | 17.47 | 1 | 17.47 |
| 102 | NYCECC | | | | 55.53 | 1 | 55.53 |
| SUBTOTAL | | | | | | | 155.16 |
| TOTAL | | | | | | | 924.20 |

## 50 ZONING CALCULATIONS - 50TH FLOOR

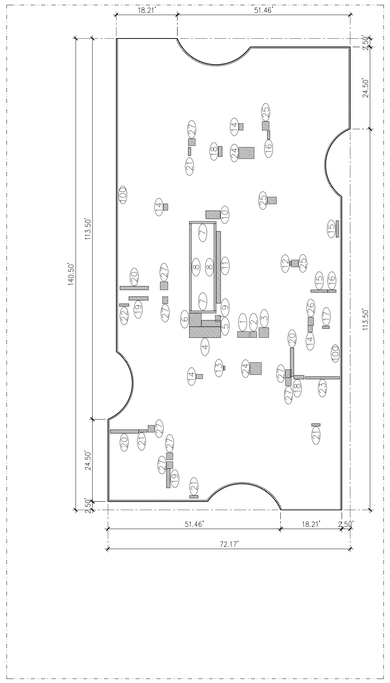


| GROSS FLOOR AREAS | |
|---|---|
| RESIDENTIAL | |
| FLOOR | SF |
| 56th | 9,046 |

| DEDUCTIONS | | | | | | | | |
|---|---|---|---|---|---|---|---|---|
| NO. | USE | SIZE (FT) | | | AREA (SF) | AMOUNT PER FL 56 | AREA PER FL 56 |
| 1 | M | 1.83 | X | 3.58 | 6.55 | 1 | 6.55 |
| 2 | M | 1.83 | X | 1.92 | 3.51 | 1 | 3.51 |
| 3 | M | 3.25 | X | 3.25 | 10.56 | 1 | 10.56 |
| 4 | E | 3.25 | X | 9.33 | 30.32 | 1 | 30.32 |
| 5 | E | 1.92 | X | 5.75 | 11.04 | 1 | 11.04 |
| 6 | M | 4 | X | 3.58 | 14.32 | 1 | 14.32 |
| 7 | STAIR | 8 | X | 0.67 | 5.36 | 2 | 10.72 |
| 8 | STAIR | 26 | X | 0.67 | 17.42 | 2 | 34.84 |
| 9 | M | 1.5 | X | 1.58 | 2.37 | 1 | 2.37 |
| 10 | P | 2.42 | X | 4.33 | 10.48 | 1 | 10.48 |
| 11 | E | 21.42 | X | 1.33 | 28.49 | 1 | 28.49 |
| 12 | E | 1.25 | X | 0.5 | 0.63 | 1 | 0.63 |
| 13 | E | 1.25 | X | 0.5 | 0.63 | 1 | 0.63 |
| 14 | P | 2 | X | 1.33 | 2.66 | 4 | 10.64 |
| 15 | P | 5 | X | 0.75 | 3.75 | 2 | 7.50 |
| 16 | P | 2.5 | X | 0.75 | 1.88 | 2 | 3.75 |
| 17 | P | 2 | X | 0.75 | 1.50 | 1 | 1.50 |
| 18 | P | 3 | X | 1.08 | 3.24 | 2 | 6.48 |
| 19 | P | 5.75 | X | 1.08 | 6.21 | 2 | 12.42 |
| 20 | P | 8.5 | X | 1.08 | 9.18 | 3 | 27.54 |
| 21 | P | 2.5 | X | 0.75 | 1.88 | 4 | 7.50 |
| 22 | P | 2.83 | X | 0.75 | 2.12 | 1 | 2.12 |
| 23 | P | 10.17 | X | 0.75 | 7.63 | 1 | 7.63 |
| 24 | M | 2.67 | X | 2.67 | 7.13 | 2 | 14.26 |
| 25 | M | 1.75 | X | 1.17 | 2.05 | 3 | 6.14 |
| 26 | M | 1 | X | 1 | 1.00 | 1 | 1.00 |
| 27 | M | 1.75 | X | 1.17 | 2.05 | 8 | 16.38 |
| MECHANICAL SUBTOTAL | | | | | | | 289.32 |
| 100 | NYCECC | | | | 82.75 | 2 | 165.50 |
| TOTAL | | | | | | | 454.82 |

## 56 ZONING CALCULATIONS - 56TH FLOOR

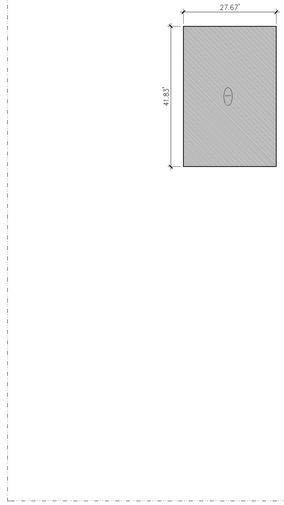


| GROSS FLOOR AREAS | |
|---|---|
| RESIDENTIAL | |
| FLOOR | SF |
| ROOF | 1157 |

| DEDUCTIONS | | | | | | |
|---|---|---|---|---|---|---|
| NO. | USE | SIZE (FT) | | | AREA (SF) | AMOUNT PER RF | AREA PER ROOF |
| 1 | M | 41.83 | X | 27.67 | 1157.44 | 1 | 1157.44 |
| TOTAL | | | | | | | 1157.44 |

## 58 ZONING CALCULATIONS - ROOF

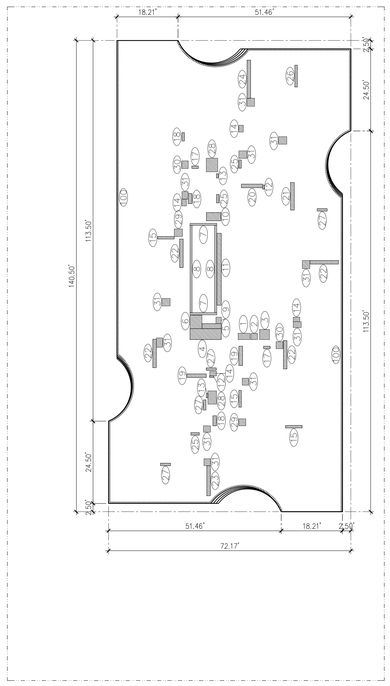


| GROSS FLOOR AREAS | |
|---|---|
| RESIDENTIAL | |
| FLOOR | SF |
| 51st | 9117 |
| 52nd | 9101 |
| 53rd | 9083 |
| 54th | 9065 |
| 55th | 9056 |

| DEDUCTIONS | | | | | | | | |
|---|---|---|---|---|---|---|---|---|
| NO. | USE | SIZE (FT) | | | AREA (SF) | AMOUNT PER FL 51-55 | AREA PER FL 51-55 |
| 1 | M | 1.83 | X | 3.58 | 6.55 | 1 | 6.55 |
| 2 | M | 1.83 | X | 1.92 | 3.51 | 1 | 3.51 |
| 3 | M | 3.25 | X | 3.25 | 10.56 | 1 | 10.56 |
| 4 | E | 3.25 | X | 9.33 | 30.32 | 1 | 30.32 |
| 5 | E | 1.92 | X | 5.75 | 11.04 | 1 | 11.04 |
| 6 | M | 4 | X | 3.58 | 14.32 | 1 | 14.32 |
| 7 | STAIR | 8 | X | 0.67 | 5.36 | 2 | 10.72 |
| 8 | STAIR | 26 | X | 0.67 | 17.42 | 2 | 34.84 |
| 9 | M | 1.5 | X | 1.58 | 2.37 | 1 | 2.37 |
| 10 | P | 2.42 | X | 4.33 | 10.48 | 1 | 10.48 |
| 11 | E | 21.42 | X | 1.33 | 28.49 | 1 | 28.49 |
| 12 | E | 1.25 | X | 0.5 | 0.63 | 2 | 1.25 |
| 13 | E | 1.25 | X | 0.5 | 0.63 | 2 | 1.25 |
| 14 | P | 2 | X | 1.33 | 2.66 | 4 | 10.64 |
| 15 | P | 5 | X | 0.75 | 3.75 | 3 | 11.25 |
| 16 | P | 2.5 | X | 0.75 | 1.88 | 1 | 1.88 |
| 17 | P | 2 | X | 0.75 | 1.50 | 2 | 3.00 |
| 18 | P | 3 | X | 1.08 | 3.24 | 2 | 6.48 |
| 19 | P | 5.75 | X | 1.08 | 6.21 | 2 | 12.42 |
| 20 | P | 6.33 | X | 1.08 | 6.84 | 1 | 6.84 |
| 21 | P | 8.17 | X | 1.08 | 8.82 | 1 | 8.82 |
| 22 | P | 8.5 | X | 1.08 | 9.18 | 4 | 36.72 |
| 23 | P | 8.5 | X | 1.08 | 9.18 | 1 | 9.18 |
| 24 | P | 11.33 | X | 1.08 | 12.24 | 1 | 12.24 |
| 25 | P | 2.5 | X | 0.75 | 1.88 | 3 | 5.63 |
| 26 | P | 6.5 | X | 0.75 | 4.88 | 1 | 4.88 |
| 27 | P | 3 | X | 0.75 | 2.25 | 3 | 6.75 |
| 28 | M | 2.42 | X | 2.42 | 5.86 | 2 | 11.71 |
| 29 | M | 1.75 | X | 1.17 | 2.05 | 2 | 4.10 |
| 30 | M | 1 | X | 1 | 1.00 | 2 | 2.00 |
| 31 | M | 1.75 | X | 1.17 | 2.05 | 11 | 22.52 |
| MECHANICAL SUBTOTAL | | | | | | | 342.75 |
| 100 ON FL 51 | NYECC | | | | 82.24 | 2 | 164.48 |
| 100 ON FL 52 | NYECC | | | | 82.36 | 2 | 164.72 |
| 100 ON FL 53 | NYECC | | | | 82.49 | 2 | 164.98 |
| 100 ON FL 54 | NYECC | | | | 82.62 | 2 | 165.24 |
| 100 ON FL 55 | NYECC | | | | 82.62 | 2 | 165.24 |
| TOTAL ON FL 51 | | | | | | | 507.23 |
| TOTAL ON FL 52 | | | | | | | 507.47 |
| TOTAL ON FL 53 | | | | | | | 507.73 |
| TOTAL ON FL 54 | | | | | | | 507.99 |
| TOTAL ON FL 55 | | | | | | | 507.99 |

## 51 ZONING CALCULATIONS - 51ST - 55TH FLOORS

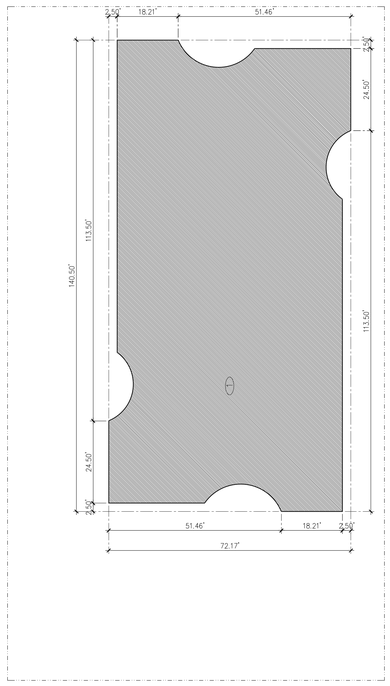


| GROSS FLOOR AREAS | |
|---|---|
| RESIDENTIAL | |
| FLOOR | SF |
| 57th | 9020 |

| DEDUCTIONS | | | | | |
|---|---|---|---|---|---|
| NO. | USE | SIZE (FT) | AREA (SF) | AMOUNT PER FL 57 | AREA PER FL 57 |
| 1 | M | | 9020.34 | 1 | 9020.34 |
| TOTAL | | | | | 9020.34 |

## 57 ZONING CALCULATIONS - 57TH FLOOR

Damian Titus
Buildings
APPROVED
Under Directive 2 of 1975
Date: 03/20/2014:
NYC Development Hub

OWNER:
SNOWPLOW LLC
950 THIRD AVENUE
NEW YORK, NY 10022
TEL.: (212) 486-2000

ARCHITECT OF RECORD:
SLCE*Architects, LLP*
841 BROADWAY
NEW YORK, NY 10003
TEL.: 212-979-8400

DESIGN ARCHITECT:
SOM
14 WALL STREET
NEW YORK, NY 10005
TEL.: 212-298-9336

STRUCTURAL ENGINEER:
DESIMONE
18 WEST 18th STREET
NEW YORK, NY 10011
TEL.: 212-532-2211

MEP ENGINEER:
WSP · FLACK+KURTZ
512 SEVENTH AVENUE
NEW YORK, NY 10011
TEL.: 212-532-9600

BUILDING ENVELOPE CONSULTANT:
GKS
GILSANZ MURRAY STEFICEK LLP
129 WEST 27th STREET
NEW YORK, NY 10001
TEL.: 212-254-0030

INTERIOR ARCHITECT:
D A N I E L R O M U A L D E Z • A R C H I T E C T S
119 WEST 23rd STREET
NEW YORK, NY 10011
TEL.: 212-989-8429

LIGHTING DESIGNER:
SBLD STUDIO
132 WEST 36th STREET
NEW YORK, NY 10018
TEL.: 212-391-4230

FACADE MAINTENANCE CONSULTANT:
ENTEK ENGINEERING, LLC
166 AMES STREET
HACKENSACK, NJ 07601
TEL.: 201-820-2801

ELEVATOR CONSULTANT:
vda
5 REGENT STREET
LIVINGSTON, NJ 07039
TEL.: 973-994-9220

GEOTECHNICAL CONSULTANT:
LANGAN ENGINEERING
RIVER DRIVE CENTER 1
ELMWOOD PARK, NJ 07407
TEL.: 201-794-6900

| No: | Date: | Revision: |
|---|---|---|
| | 10-10-12 | D.O.B. SUBMITTAL |

NORTH ARROW | SCALE

KEY PLAN:
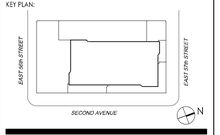


PROJECT:
252 EAST 57th STREET
NEW YORK, NY

TITLE:
ZONING DEDUCTIONS

SEAL & SIGNATURE:
REGISTERED ARCHITECT GLORIA B. GILDA 026026 STATE OF NEW YORK

| | |
|---|---|
| SCALE: | AS SHOWN |
| DATE: | 09-05-11 |
| PROJECT No: | 2011-44 |
| FILE No: | 250 EAST 57th STREET |
| DRAWN BY: | |
| CHECKED BY: | |
| DWG. No.: | Z-111.00 |
| | OF |

These drawings and specifications are the property of SLCE Architects, LLP and are not to be used in any way without the permission of SLCE Architects, LLP

# 252 EAST 57th STREET

## NEW YORK, NY

Damian Titus
NYC Buildings
APPROVED
Under Directive 2 of 1975
Date: 03/20/2014:
NYC Development Hub

OWNER:
SNOWPLOW LLC
950 THIRD AVENUE
NEW YORK, NY 10022
TEL.: (212) 486-2000

ARCHITECT OF RECORD:
SLCE*Architects, LLP*
841 BROADWAY
NEW YORK, NY 10003
TEL.: 212-979-8400

DESIGN ARCHITECT:
SOM
14 WALL STREET
NEW YORK, NY 10005
TEL.: 212-298-9336

STRUCTURAL ENGINEER:
DESIMONE
18 WEST 18th STREET
NEW YORK, NY 10011
TEL.: 212-532-2211

MEP ENGINEER:
WSP · FLACK+KURTZ
512 SEVENTH AVENUE
NEW YORK, NY 10011
TEL.: 212-532-9600

BUILDING ENVELOPE CONSULTANT:
GMS
GILSANZ MURRAY STEFICEK LLP
129 WEST 27th STREET
NEW YORK, NY 10001
TEL.: 212-254-0030

INTERIOR ARCHITECT:
DANIEL ROMUALDEZ • ARCHITECTS
119 WEST 23rd STREET
NEW YORK, NY 10011
TEL.: 212-989-8429

LIGHTING DESIGNER:
SBLD STUDIO
132 WEST 36th STREET
NEW YORK, NY 10018
TEL.: 212-391-4230

FACADE MAINTENANCE CONSULTANT:
ENTEK ENGINEERING, LLC
166 AMES STREET
HACKENSACK, NJ 07601
TEL.: 201-820-2801

ELEVATOR CONSULTANT:
vda
5 REGENT STREET
LIVINGSTON, NJ 07039
TEL.: 973-994-9220

GEOTECHNICAL CONSULTANT:
LANGAN ENGINEERING
RIVER DRIVE CENTER 1
ELMWOOD PARK, NJ 07407
TEL.: 201-794-6900

| No: | Date: | Revision: |
|---|---|---|
| | 10-10-12 | D.O.B. SUBMITTAL |
| | 04-20-12 | 100% DD |

NORTH ARROW: N
SCALE

KEY PLAN:

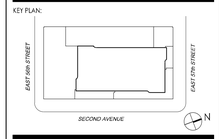


PROJECT:
252 EAST 57th STREET
NEW YORK, NY

TITLE:
COVER

SEAL & SIGNATURE:
REGISTERED ARCHITECT
GLORIA B. GLAS
02020
STATE OF NEW YORK

| | |
|---|---|
| SCALE: | AS SHOWN |
| DATE: | 09-02-11 |
| PROJECT No: | 2011-14 |
| FILE No: | 250 EAST 57th STREET |
| DRAWN BY: | |
| CHECKED BY: | |
| DWG. No.: | A-000.00 |
| | ___ OF ___ |

DEPT OF BLDGS121328321 Job Number

ES735985474 Scan Code

| | DWG. NUMBER | | | | DOB SUBMITTAL 10-10-12 |
|---|---|---|---|---|---|
| **ARCHITECTURAL DRAWINGS** | | | | | |
| **000. GENERAL** | A | 000 | 00 | COVER SHEET | X |
| | A | 001 | 00 | DRAWING LIST | X |
| | A | 002 | 00 | DRAWING LIST | X |
| | A | 003 | 00 | NOTES | X |
| | A | 004 | 00 | ACCESSIBILITY & ADAPTABILITY REQUIREMENTS | X |
| **ZONING** | Z | 101 | 00 | ZONING: SITE PLAN | X |
| | Z | 102 | 00 | ZONING: CALCULATIONS | X |
| | Z | 103 | 00 | ZONING: REAR YARD REQUIREMENS | X |
| | Z | 104 | 00 | ZONING: BUILDING ELEVATIONS | X |
| | Z | 105 | 00 | ZONING: STREET WALL & RECESS, HEIGHTS & SETBACKS | X |
| | Z | 106 | 00 | ZONING: STREETSCAPE REQUIREMENTS | X |
| | Z | 107 | 00 | ZONING: BICYCLE STORAGE, REFUSE STORAGE | X |
| | Z | 108 | 00 | ZONING: DEDUCTIONS | X |
| | Z | 109 | 00 | ZONING: DEDUCTIONS | X |
| | Z | 110 | 00 | ZONING: DEDUCTIONS | X |
| | Z | 111 | 00 | ZONING: DEDUCTIONS | X |
| **SITE** | A | 011 | 00 | SURVEY | X |
| | A | 016 | 00 | BORINGS | X |
| | A | 021 | 00 | FEMA MAP | X |
| | A | 031 | 00 | BPP | X |
| | A | 032 | 00 | BPP | X |
| | A | 033 | 00 | BPP | X |
| | A | 034 | 00 | BPP | X |
| | A | 035 | 00 | BPP | X |
| **LIFE SAFETY** | A | 051 | 00 | LIFE SAFETY PLAN: SUB-CELLAR 2 | X |
| | A | 052 | 00 | LIFE SAFETY PLAN: SUB-CELLAR 1 | X |
| | A | 053 | 00 | LIFE SAFETY PLAN: CELLAR | X |
| | A | 054 | 00 | LIFE SAFETY PLAN: 1st FLOOR | X |
| | A | 055 | 00 | LIFE SAFETY PLAN: 2nd FLOOR | X |
| | A | 056 | 00 | LIFE SAFETY PLAN: 3rd FLOOR | X |
| | A | 057 | 00 | LIFE SAFETY PLAN: 4th FLOOR | X |
| | A | 058 | 00 | LIFE SAFETY PLAN: 5th FLOOR | X |
| | A | 059 | 00 | LIFE SAFETY PLAN: 6th FLOOR | X |
| | A | 060 | 00 | LIFE SAFETY PLAN: 7th FLOOR | X |
| | A | 061 | 00 | LIFE SAFETY PLAN: 8th-14th & 15th-22nd FLOORS | X |
| | A | 062 | 00 | LIFE SAFETY PLAN: 23rd & 24th FLOORS | X |
| | A | 063 | 00 | LIFE SAFETY PLAN: 25th & 26th FLOORS | X |
| | A | 064 | 00 | LIFE SAFETY PLAN: 27th-32nd & 33rd-41st FLOORS | X |
| | A | 065 | 00 | LIFE SAFETY PLAN: 42nd-46th & 47th-48th FLOORS | X |
| | A | 066 | 00 | LIFE SAFETY PLAN: 49th & 50th FLOORS | X |
| | A | 067 | 00 | LIFE SAFETY PLAN: 51st-55th & 56th FLOORS | X |
| | A | 068 | 00 | LIFE SAFETY PLAN: 57th FLOOR & ROOF | X |
| **100. PLANS** | A | 101 | 00 | SUB-CELLAR 2 PLAN (SOUTH) | X |
| | A | 102 | 00 | SUB-CELLAR 2 PLAN (NORTH) | X |
| | A | 103 | 00 | SUB-CELLAR 1 PLAN (SOUTH) | X |
| | A | 104 | 00 | SUB-CELLAR 1 PLAN (NORTH) | X |
| | A | 105 | 00 | CELLAR PLAN (SOUTH) | X |
| | A | 106 | 00 | CELLAR PLAN (NORTH) | X |
| | A | 107 | 00 | 1st FLOOR PLAN (SOUTH) | X |
| | A | 108 | 00 | 1st FLOOR PLAN (NORTH ) | X |
| | A | 109 | 00 | 2nd FLOOR PLAN (SOUTH) | X |
| | A | 110 | 00 | 2nd FLOOR PLAN (NORTH) | X |
| | A | 111 | 00 | 3rd FLOOR PLAN (SOUTH) | X |
| | A | 112 | 00 | 3rd FLOOR PLAN (NORTH) | X |
| | A | 113 | 00 | 4th FLOOR PLAN (SOUTH) | X |
| | A | 114 | 00 | 4th FLOOR PLAN (NORTH) | X |
| | A | 115 | 00 | 5th FLOOR PLAN (SOUTH) | X |
| | A | 116 | 00 | 5th FLOOR PLAN (NORTH) | X |
| | A | 117 | 00 | 6th FLOOR PLAN (SOUTH) | X |
| | A | 118 | 00 | 6th FLOOR PLAN (NORTH) | X |
| | A | 119 | 00 | 7th FLOOR PLAN (SOUTH) | X |
| | A | 120 | 00 | 7th FLOOR PLAN (NORTH) | X |
| | A | 121 | 00 | 8th - 14 th FLOOR PLAN | X |
| | A | 122 | 00 | 15th - 22nd FLOOR PLAN | X |
| | A | 123 | 00 | 23rd FLOOR PLAN (MECH) | X |
| | A | 124 | 00 | 24th FLOOR PLAN (MECH) | X |
| | A | 125 | 00 | 25th FLOOR PLAN (AMENITIES) | X |
| | A | 126 | 00 | 26th FLOOR PLAN (MECH) | X |
| | A | 127 | 00 | 27th - 32nd FLOOR PLAN | X |
| | A | 128 | 00 | 33rd - 41st FLOOR PLAN | X |
| | A | 129 | 00 | 42nd - 46th FLOOR PLAN | X |
| | A | 130 | 00 | 47th - 48th FLOOR PLAN | X |
| | A | 131 | 00 | 49th FLOOR | X |
| | A | 132 | 00 | 50th FLOOR | X |
| | A | 133 | 00 | 51st - 55th FLOOR PLAN | X |
| | A | 134 | 00 | 56th FLOOR PLAN | X |
| | A | 135 | 00 | 57th FLOOR (MECH) | X |
| | A | 136 | 00 | MAIN ROOF PLAN | X |
| | A | 137 | 00 | BULKHEAD PLAN | X |
| | A | 138 | 00 | BULKHEAD ROOF PLAN | X |
| **200. ELEVATIONS** | A | 201 | 00 | BUILDING ELEVATIONS | X |
| | A | 202 | 00 | BUILDING ELEVATIONS | X |
| **300. SECTIONS** | A | 301 | 00 | BUILDING SECTION: NORTH-SOUTH | X |
| | A | 321 | 00 | BUILDING SECTIONS SOUTH | X |
| | A | 331 | 00 | BUIDLING SECTIONS EAST | X |
| | A | 341 | 00 | BUILDING SECTIONS WEST | X |
| | A | 351 | 00 | BUILDING SECTIONS NORTH | X |
| | A | 352 | 00 | BUILDING SECTIONS NORTH | X |
| | A | 353 | 00 | BUILDING SECTIONS NORTH | X |
| | A | 354 | 00 | BUILDING SECTIONS NORTH | X |
| | A | 355 | 00 | BUILDING SECTIONS NORTH | X |
| **400. SCHEDULES & DETAILS** | A | 401 | 00 | PARTITION TYPES | X |
| | A | 402 | 00 | PARTITION TYPES | X |
| | A | 405 | 00 | DETAILS | X |
| | A | 406 | 00 | DETAILS | X |
| | A | 411 | 00 | DETAILS | X |
| | A | 412 | 00 | DETAILS | X |
| | A | 413 | 00 | DETAILS: TRASH CHUTE | X |
| | A | 421 | 00 | DOOR SCHEDULE | X |
| | A | 422 | 00 | DOOR SCHEDULE | X |
| | A | 423 | 00 | DOOR DETAILS | X |
| | A | 425 | 00 | DOOR DETAILS | X |
| | A | 431 | 00 | FINISH SCHEDULE | X |
| | A | 451 | 00 | ROOFING / TERRACE DETAILS | X |
| | A | 461 | 00 | STAIRS | X |
| | A | 462 | 00 | STAIRS | X |
| | A | 463 | 00 | STAIRS | X |
| **600. KITCHENS & BATHROOMS** | A | 601 | 00 | RENTAL KITCHENS: SPECS, NOTES & DETAILS | X |
| | A | 602 | 00 | RENTAL KITCHENS: PLANS, RCPs, ELEVATIONS | X |
| | A | 621 | 00 | RENTAL BATHROOMS | X |
| | A | 622 | 00 | RENTAL BATHROOMS | X |
| | A | 641 | 00 | CONDO KITCHENS | X |
| | A | 642 | 00 | CONDO KITCHENS | X |
| | A | 643 | 00 | CONDO KITCHENS | X |
| | A | 671 | 00 | CONDO BATHROOMS | X |
| | A | 672 | 00 | CONDO BATHROOMS | X |
| | A | 691 | 00 | EMPLOYEE LOCKER ROOM & LOUNGE | X |
| | A | 692 | 00 | EMPLOYEE LOCKER ROOM & LOUNGE | X |

| | | | | | |
|---|---|---|---|---|---|
| **700. REFLECTED CEILING PLANS** | A | 701 | 00 | NOTES & SCHEDULE | X |
| | A | 702 | 00 | SCHEDULE | X |
| | A | 711 | 00 | SUB-CELLAR 2 RCP | X |
| | A | 712 | 00 | SUB-CELLAR 1 RCP | X |
| | A | 713 | 00 | CELLAR RCP | X |
| | A | 714 | 00 | 1st FLOOR RCP | X |
| | A | 715 | 00 | 2nd FLOOR RCP | X |
| | A | 716 | 00 | 3rd FLOOR RCP | X |
| | A | 717 | 00 | 4th FLOOR RCP | X |
| | A | 718 | 00 | 5th FLOOR RCP | X |
| | A | 719 | 00 | 6th FLOOR RCP | X |
| | A | 720 | 00 | 7th FLOOR RCP | X |
| | A | 721 | 00 | 8th - 13th FLOOR RCP | X |
| | A | 722 | 00 | 14th FLOOR RCP | X |
| | A | 723 | 00 | 15th - 21st FLOOR RCP | X |
| | A | 724 | 00 | 22nd FLOOR RCP | X |
| | A | 725 | 00 | 23rd FLOOR RCP | X |
| | A | 726 | 00 | 24th FLOOR RCP | X |
| | A | 727 | 00 | 25th FLOOR RCP | X |
| | A | 728 | 00 | 26th FLOOR RCP | X |
| | A | 729 | 00 | 27th - 31st RCP | X |
| | A | 730 | 00 | 32nd FLOOR RCP | X |
| | A | 731 | 00 | 33rd - 40th FLOOR RCP | X |
| | A | 732 | 00 | 41st FLOOR RCP | X |
| | A | 733 | 00 | 42nd - 45th FLOOR RCP | X |
| | A | 734 | 00 | 46th FLOOR RCP | X |
| | A | 735 | 00 | 47th FLOOR RCP | X |
| | A | 736 | 00 | 48th FLOOR RCP | X |
| | A | 737 | 00 | 49th FLOOR RCP | X |
| | A | 738 | 00 | 50th FLOOR RCP | X |
| | A | 739 | 00 | 51st -54th FLOOR RCP | X |
| | A | 740 | 00 | 54th FLOOR RCP | X |
| | A | 741 | 00 | 56th FLOOR RCP | X |
| | A | 742 | 00 | 57th FLOOR RCP | X |
| | A | 743 | 00 | MAIN ROOF & BULKHEAD RCP | X |
| **900. ELEVATORS** | A | 901 | 00 | ELEVATORS | X |
| | A | 902 | 00 | ELEVATORS | X |
| | A | 903 | 00 | ELEVATORS | X |
| | A | 906 | 00 | ELEVATOR SECTION DIAGRAM | X |
| | A | 907 | 00 | ELEVATOR INTERIORS | X |
| | A | 908 | 00 | ELEVATOR INTERIORS | X |
| **STRUCTURAL DRAWINGS** | | | | | |
| | S | 001 | 00 | GENERAL NOTES | X |
| | FO | 002 | 00 | TRANSIT AUTHORITY NOTES | X |
| | FO | 100 | 00 | FOUNDATION / SUBCELLAR 2 FLOOR PLAN | X |
| | FO | 101 | 00 | SUB CELLAR FLOOR PLAN | X |
| | FO | 102 | 00 | CELLAR FLOOR PLAN | X |
| | FO | 111 | 00 | TYPICAL FOUNDATION DETAILS | X |
| | FO | 112 | 00 | FOUNDATION SECTIONS AND DETAILS | X |
| | FO | 113 | 00 | FOUNDATION SECTIONS AND DETAILS | X |
| | FO | 121 | 00 | MAT FOUNDATION PART PLAN, SECTIONS, AND DETAILS | X |
| | FO | 122 | 00 | MAT FOUNDATION SECTIONS AND DETAILS | X |
| | S | 201 | 00 | 1st FLOOR PLAN | X |
| | S | 202 | 00 | 2nd FLOOR PLAN | X |
| | S | 203 | 00 | 3rd FLOOR PLAN | X |
| | S | 204 | 00 | 4th FLOOR PLAN | X |
| | S | 205 | 00 | 5th FLOOR PLAN | X |
| | S | 206 | 00 | 6th FLOOR PLAN | X |
| | S | 207 | 00 | 7th FLOOR PLAN | X |
| | S | 208 | 00 | 8th - 14th FLOOR PLAN | X |
| | S | 215 | 00 | 15th - 22nd FLOOR PLAN | X |
| | S | 223 | 00 | 23rd FLOOR PLAN | X |
| | S | 224 | 00 | 24th FLOOR PLAN | X |
| | S | 225 | 00 | 25th FLOOR PLAN | X |
| | S | 226 | 00 | 26th FLOOR PLAN | X |
| | S | 227 | 00 | 27th-32nd FLOOR PLAN | X |
| | S | 233 | 00 | 33rd-41st FLOOR PLAN | X |
| | S | 242 | 00 | 42nd-46th FLOOR PLAN | X |
| | S | 247 | 00 | 47th - 48th FLOOR PLAN | X |
| | S | 249 | 00 | 49th FLOOR PLAN | X |
| | S | 250 | 00 | 50th FLOOR PLAN | X |
| | S | 251 | 00 | 51st-54th FLOOR PLAN | X |
| | S | 255 | 00 | 55th FLOOR PLAN | X |
| | S | 256 | 00 | 56th -57th FLOOR PLAN | X |
| | S | 257 | 00 | ROOF FLOOR PLAN | X |
| | S | 258 | 00 | EMR FLOOR PLAN | X |
| | S | 259 | 00 | BULKHEAD ROOF PLAN | X |
| | S | 401 | 00 | COLUMN SCHEDULE | X |
| | S | 402 | 00 | COLUMN SCHEDULE | X |
| | S | 403 | 00 | COLUMN DETAILS | X |
| | s | 404 | 00 | SHEAR WALL LAYOUT AND REINFORCEMENT PLANS | X |
| | s | 405 | 00 | SHEAR WALL LAYOUT AND REINFORCEMENT PLANS | X |
| | s | 406 | 00 | SHEAR WALL LAYOUT AND REINFORCEMENT PLANS | X |
| | s | 407 | 00 | SHEAR WALL LAYOUT AND REINFORCEMENT PLANS | X |
| | s | 408 | 00 | SHEAR WALL LAYOUT AND REINFORCEMENT PLANS | X |
| | s | 409 | 00 | SHEAR WALL LAYOUT AND REINFORCEMENT PLANS | X |
| | s | 410 | 00 | OUTRIGGER WALL PART PLANS AND SECTIONS | X |
| | s | 411 | 00 | OUTRIGGER WALL PART PLANS AND SECTIONS | X |
| | S | 421 | 00 | SHEAR WALL DETAILS | X |
| | S | 422 | 00 | SHEAR WALL DETAILS | X |
| | S | 431 | 00 | SHEAR WALL ELEVATIONS | X |
| | S | 441 | 00 | LINK BEAM SCHEDULE AND DETAILS | X |
| | S | 501 | 00 | TYPICAL CONCRETE DETAILS | X |
| | S | 502 | 00 | TYPICAL CONCRETE DETAILS | X |
| | S | 503 | 00 | TYPICAL CONCRETE DETAILS | X |

| | | | | | |
|---|---|---|---|---|---|
| **HVAC DRAWINGS** | | | | | |
| | M | 001 | 00 | DRAWING LIST | X |
| | M | 002 | 00 | SYMBOL LIST AND ABBREVIATIONS | X |
| | M | 003 | 00 | SCOPE OF WORK | X |
| | M | 006 | 00 | PROGRESS INSPECTION SHEET | X |
| | M | 101 | 00 | SUB CELLAR 2 FLOOR PLAN - SOUTH | X |
| | M | 102 | 00 | SUB CELLAR 2 FLOOR PLAN - NORTH | X |
| | M | 103 | 00 | SUB CELLAR 1 FLOOR PLAN - SOUTH | X |
| | M | 104 | 00 | SUB CELLAR 1 FLOOR PLAN - NORTH | X |
| | M | 105 | 00 | CELLAR FLOOR PLAN - SOUTH | X |
| | M | 106 | 00 | CELLAR FLOOR PLAN - NORTH | X |
| | M | 107 | 00 | 1st FLOOR PLAN - SOUTH | X |
| | M | 108 | 00 | 1st FLOOR PLAN - NORTH | X |
| | M | 109 | 00 | 2nd FLOOR PLAN - SOUTH | X |
| | M | 110 | 00 | 2nd FLOOR PLAN - NORTH | X |
| | M | 111 | 00 | 3rd FLOOR PLAN - SOUTH | X |
| | M | 112 | 00 | 3rd FLOOR PLAN - NORTH | X |
| | M | 113 | 00 | 4th FLOOR PLAN - SOUTH | X |
| | M | 114 | 00 | 4th FLOOR PLAN - NORTH | X |
| | M | 115 | 00 | 5th FLOOR PLAN - SOUTH | X |
| | M | 116 | 00 | 5th FLOOR PLAN - NORTH | X |
| | M | 117 | 00 | 6th FLOOR PLAN - SOUTH | X |
| | M | 118 | 00 | 6th FLOOR PLAN - NORTH | X |
| | M | 119 | 00 | 7th FLOOR PLAN - SOUTH | X |
| | M | 120 | 00 | 7th FLOOR PLAN - NORTH | X |
| | M | 121 | 00 | 8th - 13th FLOOR PLAN | X |
| | M | 122 | 00 | 14th FLOOR PLAN | X |
| | M | 123 | 00 | 15th - 21st FLOOR PLAN | X |
| | M | 124 | 00 | 22nd FLOOR PLAN | X |
| | M | 125 | 00 | 23rd FLOOR PLAN | X |
| | M | 126 | 00 | 24th FLOOR PLAN | X |
| | M | 127 | 00 | 25th FLOOR PLAN | X |
| | M | 128 | 00 | 26th FLOOR PLAN | X |
| | M | 129 | 00 | 27th - 31st FLOOR PLAN | X |
| | M | 130 | 00 | 32nd FLOOR PLAN | X |
| | M | 131 | 00 | 33rd - 41st FLOOR PLAN | X |
| | M | 132 | 00 | 42nd - 45th FLOOR PLAN | X |
| | M | 133 | 00 | 46th FLOOR PLAN | X |
| | M | 134 | 00 | 47th FLOOR PLAN | X |
| | M | 135 | 00 | 48th FLOOR PLAN | X |
| | M | 136 | 00 | 49th FLOOR PLAN | X |
| | M | 137 | 00 | 50th FLOOR PLAN | X |
| | M | 138 | 00 | 51st - 54th FLOOR PLAN | X |
| | M | 139 | 00 | 55th FLOOR PLAN | X |
| | M | 140 | 00 | 56th FLOOR PLAN | X |
| | M | 141 | 00 | 57th FLOOR PLAN | X |
| | M | 142 | 00 | ROOF PLAN | X |
| | M | 143 | 00 | BULKHEAD PLAN | X |
| | M | 144 | 00 | BULKHEAD ROOF | X |
| | M | 400 | 00 | SECTIONS | X |
| | M | 401 | 00 | SECTIONS | X |
| | M | 402 | 00 | PART PLANS | X |
| | M | 500 | 00 | AIR RISER DIAGRAM - LOWER LEVELS | X |
| | M | 501 | 00 | AIR RISER DIAGRAM - UPPER LEVELS | X |
| | M | 502 | 00 | WATER RISER DIAGRAM - LOWER LEVELS | X |
| | M | 503 | 00 | WATER RISER DIAGRAM - UPPER LEVELS | X |
| | M | 504 | 00 | FUEL OIL FLOW DIAGRAM | X |
| | M | 600 | 00 | SCHDULES SHEET #1 | X |
| | M | 601 | 00 | SCHDULES SHEET #2 | X |
| | M | 602 | 00 | SCHDULES SHEET #3 | X |
| | M | 700 | 00 | DETAILS SHEET #1 | X |
| | M | 701 | 00 | DETAILS SHEET #2 | X |
| | M | 702 | 00 | DETAILS SHEET #3 | X |
| | M | 703 | 00 | DETAILS SHEET #4 | X |
| | M | 800 | 00 | CONTROLS | X |
| **ENERGY ANALYSIS** | | | | | |
| | EN | 100 | 00 | MECHANICAL ENERGY COMPLIANCE REPORT | X |
| | EN | 101 | 00 | MECHANICAL ENERGY COMPLIANCE REPORT | X |
| | EN | 102 | 00 | MECHANICAL ENERGY COMPLIANCE REPORT | X |

Damian Titus
Buildings
APPROVED
Under Directive 2 of 1975
Date: 03/20/2014:
NYC Development Hub


OWNER:
SNOWPLOW LLC
950 THIRD AVENUE
NEW YORK, NY 10022
TEL.: (212) 486-2000

ARCHITECT OF RECORD:
SLCE*Architects, LLP*
841 BROADWAY
NEW YORK, NY 10003
TEL.: 212-979-8400

DESIGN ARCHITECT:
SOM
14 WALL STREET
NEW YORK, NY 10005
TEL.: 212-298-9336

STRUCTURAL ENGINEER:
DESIMONE
18 WEST 18th STREET
NEW YORK, NY 10011
TEL.: 212-532-2211

MEP ENGINEER:
WSP · FLACK+KURTZ
512 SEVENTH AVENUE
NEW YORK, NY 10011
TEL.: 212-532-9600

BUILDING ENVELOPE CONSULTANT:
GMS
GILSANZ MURRAY STEFICEK LLP
129 WEST 27th STREET
NEW YORK, NY 10001
TEL.: 212-254-0030

INTERIOR ARCHITECT:
DANIEL ROMUALDEZ • ARCHITECTS
119 WEST 23rd STREET
NEW YORK, NY 10011
TEL.: 212-989-8429

LIGHTING DESIGNER:
SBLD STUDIO
132 WEST 36th STREET
NEW YORK, NY 10018
TEL.: 212-391-4230

FACADE MAINTENANCE CONSULTANT:
ENTEK ENGINEERING, LLC
166 AMES STREET
HACKENSACK, NJ 07601
TEL.: 201-820-2801

ELEVATOR CONSULTANT:
vda
5 REGENT STREET
LIVINGSTON, NJ 07039
TEL.: 973-994-9220

GEOTECHNICAL CONSULTANT:
LANGAN ENGINEERING
RIVER DRIVE CENTER 1
ELMWOOD PARK, NJ 07407
TEL.: 201-794-6900


| No: | Date: | Revision: |
|---|---|---|
| | 10-10-12 | D.O.B. SUBMITTAL |
| | 04-20-12 | 100% DD |

NORTH ARROW

SCALE

KEY PLAN:

PROJECT:

252 EAST 57th STREET
NEW YORK, NY

TITLE:

DRAWING LIST

SEAL & SIGNATURE:

REGISTERED ARCHITECT GLORIA B. GLAS 020204 STATE OF NEW YORK

| | |
|---|---|
| SCALE: | AS SHOWN |
| DATE: | 09-02-11 |
| PROJECT No: | 2011-14 |
| FILE No: | 250 EAST 57th STREET |
| DRAWN BY: | |
| CHECKED BY: | |
| DWG. No.: | A-001 |

___ OF ___

| PLUMBING DRAWINGS | | | | | |
|---|---|---|---|---|---|
| | | | | | |
| | P | 001 | 00 | SYMBOL LIST, ABBREVIATIONS & DRAWING LIST | X |
| | | | | | |
| | P | 100 | 00 | SUB CELLAR 2 UNDERGROUND FLOOR PLAN - SOUTH | X |
| | P | 101 | 00 | SUB CELLAR 2 UNDERGROUND FLOOR PLAN - NORTH | X |
| | P | 102 | 00 | SUB CELLAR 2 FLOOR PLAN - SOUTH | X |
| | P | 103 | 00 | SUB CELLAR 2 FLOOR PLAN - NORTH | X |
| | P | 104 | 00 | SUB CELLAR 1 FLOOR PLAN - SOUTH | X |
| | P | 105 | 00 | SUB CELLAR 1 FLOOR PLAN - NORTH | X |
| | P | 106 | 00 | CELLAR FLOOR PLAN - SOUTH | X |
| | P | 107 | 00 | CELLAR FLOOR PLAN - NORTH | X |
| | P | 108 | 00 | 1st FLOOR PLAN - SOUTH | X |
| | P | 109 | 00 | 1st FLOOR PLAN - NORTH | X |
| | P | 110 | 00 | 2nd FLOOR PLAN - SOUTH | X |
| | P | 111 | 00 | 2nd FLOOR PLAN - NORTH | X |
| | P | 112 | 00 | 3rd FLOOR PLAN - SOUTH | X |
| | P | 113 | 00 | 3rd FLOOR PLAN - NORTH | X |
| | P | 114 | 00 | 4th FLOOR PLAN - SOUTH | X |
| | P | 115 | 00 | 4th FLOOR PLAN - NORTH | X |
| | P | 116 | 00 | 5th FLOOR PLAN - SOUTH | X |
| | P | 117 | 00 | 5th FLOOR PLAN - NORTH | X |
| | P | 118 | 00 | 6th FLOOR PLAN - SOUTH | X |
| | P | 119 | 00 | 6th FLOOR PLAN - NORTH | X |
| | P | 120 | 00 | 7th FLOOR PLAN - SOUTH | X |
| | P | 121 | 00 | 7th FLOOR PLAN - NORTH | X |
| | P | 122 | 00 | 8th - 13th FLOOR PLAN | X |
| | P | 123 | 00 | 14th FLOOR PLAN | X |
| | P | 124 | 00 | 15th FLOOR PLAN | X |
| | P | 125 | 00 | 16th - 21st FLOOR PLAN | X |
| | P | 126 | 00 | 22nd FLOOR PLAN | X |
| | P | 127 | 00 | 23rd FLOOR PLAN | X |
| | P | 128 | 00 | 24th FLOOR PLAN | X |
| | P | 129 | 00 | 25th FLOOR PLAN | X |
| | P | 130 | 00 | 26th FLOOR PLAN | X |
| | P | 131 | 00 | 27th - 30th FLOOR PLAN | X |
| | P | 132 | 00 | 31st FLOOR PLAN | X |
| | P | 133 | 00 | 32nd FLOOR PLAN | X |
| | P | 134 | 00 | 33rd - 40th FLOOR PLAN | X |
| | P | 135 | 00 | 41st FLOOR PLAN | X |
| | P | 136 | 00 | 42nd FLOOR PLAN | X |
| | P | 137 | 00 | 43rd FLOOR PLAN | X |
| | P | 138 | 00 | 44th - 45th FLOOR PLAN | X |
| | P | 139 | 00 | 46th FLOOR PLAN | X |
| | P | 140 | 00 | 47th FLOOR PLAN | X |
| | P | 141 | 00 | 48th FLOOR PLAN | X |
| | P | 142 | 00 | 49th FLOOR PLAN | X |
| | P | 143 | 00 | 50th FLOOR PLAN | X |
| | P | 144 | 00 | 51st FLOOR PLAN | X |
| | P | 145 | 00 | 52nd - 54th FLOOR PLAN | X |
| | P | 146 | 00 | 55th FLOOR PLAN | X |
| | P | 147 | 00 | 56th FLOOR PLAN | X |
| | P | 148 | 00 | 57th FLOOR PLAN | X |
| | P | 149 | 00 | ROOF PLAN | X |
| | P | 150 | 00 | BULKHEAD PLAN | X |
| | P | 151 | 00 | BULKHEAD ROOF PLAN | X |
| | | | | | |
| | P | 501 | 00 | DOMESTIC WATER RISER DIAGRAM | X |
| | P | 502 | 00 | DOMESTIC WATER RISER DIAGRAM | X |
| | P | 503 | 00 | SANITARY RISER DIAGRAM | X |
| | P | 504 | 00 | SANITARY RISER DIAGRAM | X |
| | P | 505 | 00 | SANITARY RISER DIAGRAM | X |
| | P | 506 | 00 | SANITARY RISER DIAGRAM | X |
| | P | 507 | 00 | NATURAL GAS RISER DIAGRAM | X |
| | P | 508 | 00 | STORM RISER DIAGRAM | X |
| | | | | | |
| | P | 601 | 00 | DETAILS | X |
| | | | | | |
| | P | 701 | 00 | SCHEDULES | X |
| | | | | | |
| **FIRE PROTECTION DRAWINGS** | | | | | |
| | | | | | |
| | FP | 001 | 00 | SYMBOLS, ABBREVIATIONS AND DRAWING LIST | X |
| | | | | | |
| | FP | 100 | 00 | SUB-CELLAR 2 FLOOR PLAN - SOUTH | X |
| | FP | 101 | 00 | SUB-CELLAR 2 FLOOR PLAN - NORTH | X |
| | FP | 102 | 00 | SUB-CELLAR 1 FLOOR PLAN - SOUTH | X |
| | FP | 103 | 00 | SUB-CELLAR 1 FLOOR PLAN - NORTH | X |
| | FP | 104 | 00 | CELLAR FLOOR PLAN - SOUTH | X |
| | FP | 105 | 00 | CELLAR FLOOR PLAN - NORTH | X |
| | FP | 106 | 00 | 1st FLOOR PLAN - SOUTH | X |
| | FP | 107 | 00 | 1st FLOOR PLAN - NORTH | X |
| | FP | 108 | 00 | 2nd FLOOR PLAN - SOUTH | X |
| | FP | 109 | 00 | 2nd FLOOR PLAN - NORTH | X |
| | FP | 110 | 00 | 3rd FLOOR PLAN - SOUTH | X |
| | FP | 111 | 00 | 3rd FLOOR PLAN - NORTH | X |
| | FP | 112 | 00 | 4th FLOOR PLAN - SOUTH | X |
| | FP | 113 | 00 | 4th FLOOR PLAN - NORTH | X |
| | FP | 114 | 00 | 5th FLOOR PLAN - SOUTH | X |
| | FP | 115 | 00 | 5th FLOOR PLAN - NORTH | X |
| | FP | 116 | 00 | 6th FLOOR PLAN - SOUTH | X |
| | FP | 117 | 00 | 6th FLOOR PLAN - NORTH | X |
| | FP | 118 | 00 | 7th FLOOR PLAN - SOUTH | X |
| | FP | 119 | 00 | 7th FLOOR PLAN - NORTH | X |
| | FP | 120 | 00 | 8th FLOOR PLAN | X |
| | FP | 121 | 00 | 9th FLOOR PLAN | X |
| | FP | 122 | 00 | 10th - 13th FLOOR PLAN | X |
| | FP | 123 | 00 | 14th FLOOR PLAN | X |
| | FP | 124 | 00 | 15th - 21st FLOOR PLAN | X |
| | FP | 125 | 00 | 22nd FLOOR PLAN | X |
| | FP | 126 | 00 | 23rd FLOOR PLAN | X |
| | FP | 127 | 00 | 24th FLOOR PLAN | X |
| | FP | 128 | 00 | 25th FLOOR PLAN | X |
| | FP | 129 | 00 | 26th FLOOR PLAN | X |
| | FP | 130 | 00 | 27th - 32nd FLOOR PLAN | X |
| | FP | 131 | 00 | 33rd - 34th FLOOR PLAN | X |
| | FP | 132 | 00 | 35th FLOOR PLAN | X |
| | FP | 133 | 00 | 36th FLOOR PLAN | X |
| | FP | 134 | 00 | 37th-38th FLOOR PLAN | X |
| | FP | 135 | 00 | 39th - 41st FLOOR PLAN | X |
| | FP | 136 | 00 | 42nd - 46th FLOOR PLAN | X |
| | FP | 137 | 00 | 47th FLOOR PLAN | X |
| | FP | 138 | 00 | 48th FLOOR PLAN | X |
| | FP | 139 | 00 | 49th FLOOR PLAN | X |
| | FP | 140 | 00 | 50th FLOOR PLAN | X |
| | FP | 141 | 00 | 51st - 55th FLOOR PLAN | X |
| | FP | 142 | 00 | 56th FLOOR PLAN | X |
| | FP | 143 | 00 | 57th FLOOR PLAN | X |
| | FP | 144 | 00 | ROOF PLAN | X |
| | FP | 145 | 00 | BULKHEAD PLAN | X |
| | | | | | |
| | FP | 501 | 00 | RISER DIAGRAM 1 OF 2 | X |
| | FP | 502 | 00 | RISER DIAGRAM 2 OF 2 | X |
| | | | | | |
| | FP | 701 | 00 | SCHEDULES | X |

| FIRE ALARM DRAWINGS | | | | | |
|---|---|---|---|---|---|
| | | | | | |
| | FA | 001 | 00 | DRAWING LIST & SYMBOLS | X |
| | FA | 101 | 00 | SUB-CELLAR 2 FIRE ALARM PLAN - SOUTH | X |
| | FA | 102 | 00 | SUB-CELLAR 2 FIRE ALARM PLAN - NORTH | X |
| | FA | 103 | 00 | SUB-CELLAR 1 FIRE ALARM PLAN - SOUTH | X |
| | FA | 104 | 00 | SUB-CELLAR 1 FIRE ALARM PLAN - NORTH | X |
| | FA | 105 | 00 | CELLAR FIRE ALARM PLAN - SOUTH | X |
| | FA | 106 | 00 | CELLAR FIRE ALARM PLAN - NORTH | X |
| | FA | 107 | 00 | 1st FLOOR PLAN - SOUTH | X |
| | FA | 108 | 00 | 1st FLOOR PLAN - NORTH | X |
| | FA | 109 | 00 | 2nd FLOOR PLAN - SOUTH | X |
| | FA | 110 | 00 | 2nd FLOOR PLAN - NORTH | X |
| | FA | 111 | 00 | 3rd FLOOR PLAN - SOUTH | X |
| | FA | 112 | 00 | 3rd FLOOR PLAN - NORTH | X |
| | FA | 113 | 00 | 4th FLOOR PLAN - SOUTH | X |
| | FA | 114 | 00 | 4th FLOOR PLAN - NORTH | X |
| | FA | 115 | 00 | 5th FLOOR PLAN - SOUTH | X |
| | FA | 116 | 00 | 5th FLOOR PLAN - NORTH | X |
| | FA | 117 | 00 | 6th FLOOR PLAN - SOUTH | X |
| | FA | 118 | 00 | 6th FLOOR PLAN - NORTH | X |
| | FA | 119 | 00 | 7th FLOOR PLAN - SOUTH | X |
| | FA | 120 | 00 | 7th FLOOR PLAN - NORTH | X |
| | FA | 121 | 00 | 8th - 14th FLOOR PLAN | X |
| | FA | 122 | 00 | 15th - 22nd FLOOR PLAN | X |
| | FA | 123 | 00 | 23rd FLOOR PLAN | X |
| | FA | 124 | 00 | 24th FLOOR PLAN | X |
| | FA | 125 | 00 | 25th FLOOR PLAN | X |
| | FA | 126 | 00 | 26th FLOOR PLAN | X |
| | FA | 127 | 00 | 27th - 32nd FLOOR PLAN | X |
| | FA | 128 | 00 | 33rd - 41st FLOOR PLAN | X |
| | FA | 129 | 00 | 42nd - 46th FLOOR PLAN | X |
| | FA | 130 | 00 | 47th - 48th FLOOR PLAN | X |
| | FA | 131 | 00 | 49th FLOOR PLAN | X |
| | FA | 132 | 00 | 50th FLOOR PLAN | X |
| | FA | 133 | 00 | 51st - 55th FLOOR PLAN | X |
| | FA | 134 | 00 | 56th FLOOR PLAN | X |
| | FA | 135 | 00 | 57th FLOOR PLAN | X |
| | FA | 136 | 00 | ROOF & BULKHEAD PLAN | X |
| | | | | | |
| | FA | 551 | 00 | FIRE ALARM RISER DIAGRAM | X |
| | FA | 552 | 00 | FIRE ALARM RISER DIAGRAM | X |
| | FA | 553 | 00 | FIRE ALARM RISER DIAGRAM | X |
| | FA | 554 | 00 | FIRE ALARM RISER DIAGRAM | X |

Damian Titus
NYC Buildings
APPROVED
Under Directive 2 of 1975
Date: 03/20/2014:
NYC Development Hub


DEPT OF BLDGS 121305525 Job Number
E-DOCS 2125942 Work Order



OWNER:
SNOWPLOW LLC
950 THIRD AVENUE
NEW YORK, NY 10022
TEL.: (212) 486-2000

ARCHITECT OF RECORD:
SLCE*Architects, LLP*
841 BROADWAY
NEW YORK, NY 10003
TEL.: 212-979-8400

DESIGN ARCHITECT:
SOM
14 WALL STREET
NEW YORK, NY 10005
TEL.: 212-298-9336

STRUCTURAL ENGINEER:
DESIMONE
18 WEST 18th STREET
NEW YORK, NY 10011
TEL.: 212-532-2211

MEP ENGINEER:
WSP • FLACK+KURTZ
512 SEVENTH AVENUE
NEW YORK, NY 10011
TEL.: 212-532-9600

BUILDING ENVELOPE CONSULTANT:
GBS
GILSANZ MURRAY STEFICEK LLP
129 WEST 27th STREET
NEW YORK, NY 10001
TEL.: 212-254-0030

INTERIOR ARCHITECT:
DANIEL ROMUALDEZ • ARCHITECTS
119 WEST 23rd STREET
NEW YORK, NY 10011
TEL.: 212-989-8429

LIGHTING DESIGNER:
SBLD STUDIO
132 WEST 36th STREET
NEW YORK, NY 10018
TEL.: 212-391-4230

FACADE MAINTENANCE CONSULTANT:
ENTEK ENGINEERING, LLC
166 AMES STREET
HACKENSACK, NJ 07601
TEL.: 201-820-2801

ELEVATOR CONSULTANT:
vda
5 REGENT STREET
LIVINGSTON, NJ 07039
TEL.: 973-994-9220

GEOTECHNICAL CONSULTANT:
LANGAN ENGINEERING
RIVER DRIVE CENTER 1
ELMWOOD PARK, NJ 07407
TEL.: 201-794-6900


| No: | Date: | Revision: |
|---|---|---|
| | 10-10-12 | D.O.B. SUBMITTAL |
| | 04-20-12 | 100% DD |

NORTH ARROW | SCALE

KEY PLAN:

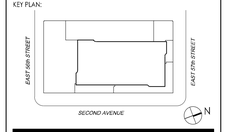


PROJECT:
252 EAST 57th STREET
NEW YORK, NY

TITLE:
DRAWING LIST

SEAL & SIGNATURE:

REGISTERED ARCHITECT RICHARD D. GLAS 029029 STATE OF NEW YORK

| | |
|---|---|
| SCALE: | AS SHOWN |
| DATE: | 09-02-11 |
| PROJECT No: | 2011-14 |
| FILE No: | 250 EAST 57th STREET |
| DRAWN BY: | |
| CHECKED BY: | |
| DWG. No.: | A-002.00 |
| | OF |


The Architect's Drawings, Specifications and Models are the property of the Architect and the Architect's consultants and may not be used for any purposes whatsoever without the written permission of the Architect and the Architect's consultants. Copyright © 2012

# GENERAL NOTES

1. ALL CONSTRUCTION SHALL BE IN ACCORDANCE WITH THE RULES AND REGULATIONS OF THE NEW YORK CITY BUILDING CODE 2008.
2. THE OWNER SHALL BE RESPONSIBLE FOR THE SAFE MAINTENANCE OF THE BUILDING AND ITS FACILITIES (ARTICLE 301 THRU ARTICLE 304).
3. ALL MATERIALS, ASSEMBLIES, FORMS AND METHODS OF CONSTRUCTION AND SERVICE EQUIPMENT SHALL MEET THE FOLLOWING REQUIREMENTS:
   - A. IT SHALL HAVE BEEN ACCEPTABLE PRIOR TO THE EFFECTIVE DATE OF THE CODE BY THE BOARD OR
   - B. SHALL HAVE BEEN ACCEPTED FOR USE UNDER THE PRESCRIBED CODE TEST METHODS BY THE COMMISSIONER
   - C. PREVIOUSLY APPROVED BY THE BOARD OF STANDARDS AND APPEALS, AND NOT AMENDED OR REPEALED BY THIS COMMISSIONER (BC §28-113.2.6)
4. AT LEAST 24, BUT NO MORE THAN 48 HOURS, WRITTEN NOTICE SHALL BE GIVEN TO THE COMMISSIONER BEFORE COMMENCEMENT OF WORK. (BC 3304.3.1)
5. WITHIN TEN DAYS PRIOR TO THE START OF WORK A WRITTEN NOTICE SHALL BE GIVEN TO ADJOINING LOT OWNER AFFECTED BY FOUNDATION, EARTHWORK OR DEMOLITION WORK. WORK. (BC 3304.3.2)
6. NO WORK TO BE DONE BEYOND THE BUILDING LINES WITHOUT APPROVAL OF THE DEPARTMENT OF HIGHWAYS.
7. SIDEWALKS TO BE LAID IN ACCORDANCE WITH RULES OF THE DEPARTMENT OF HIGHWAYS.
8. BORING DIAGRAM WILL BE FILED BEFORE CONSTRUCTION IS STARTED AS PER BC 1802.
9. AN ACCURATE AND COMPLETE FINAL SURVEY, MADE BY A LICENSED SURVEYOR SHALL BE SUBMITTED AFTER COMPLETION OF WORK SHOWING THE LOCATION OF NEW BUILD-ING ELEVATION OF FIRST FLOOR, FINISHED GRADES OF OPEN SPACES ESTABLISHED CURB LEVEL, LOCATION AND BOUNDARIES OF LOT. (BC §28-118.4)
10. ALL ELEVATIONS SHALL REFER TO THE DATUM IN USE BY THE DEPARTMENT OF HIGHWAYS, BOROUGH PRESIDENT OF MANHATTAN WHICH IS 2.75 ABOVE THE U.S. COAST AND GEODETIC SURVEY DATUM OF MEAN SEA LEVEL AT SANDY HOOK. (BC §28-104.7.6)
11. WRITTEN DIMENSIONS ON THESE DRAWINGS SHALL HAVE PRECEDENCE OVER SCALED DIMENSIONS.
12. CONTRACTOR SHALL VERIFY AND BE RESPONSIBLE FOR ALL DIMENSIONS AND CONDITIONS ON THE JOB AND ARCHITECTS OFFICE MUST BE NOTIFIED OF ANY VARIATION FROM THE DIMENSIONS SHOWN BY THESE DRAWINGS.
13. ALL CONSTRUCTION, DIMENSIONS AND DETAILS SHALL CONCUR WITH AND BE DETERMINED FROM THESE DRAWINGS ONLY.
14. ALL MATERIALS AND CONSTRUCTION TO BE INCORPORATED IN THE WORK SHALL BE IN STRICT ACCORDANCE WITH THE LATEST EDITION OF THE ASTM SPECIFICATIONS APPLICABLE, AND TO CONFORM TO THE STANDARDS AND RECOMMENDATIONS OF THE VARIOUS TRADE INSTITUTES (A.C.I., A.I.S.C.ETC.) WHERE APPLICABLE. ALL MATERIALS INCORPORATED INTO THE WORK SHALL BE NEW.
15. CONTRACTORS SHALL BE RESPONSIBLE FOR ADEQUATELY BRACING AND PROTECTING ALL WORK DURING CONSTRUCTION AGAINST DAMAGED, BREAKAGES, COLLAPSE, DISTORTIONS AND OFF-ALIGNMENT ACCORDING TO APPLICABLE CODES, STANDARDS AND GOOD PRACTICE.
16. CONSTRUCTION SHALL COMPLY WITH ALL FEDERAL, STATE AND LOCAL CODES, ORDINANCES, RULES AND REGULATIONS PERTAINING TO LABOR AND MATERIALS.
17. ALL NOTES HEREIN MENTIONED WITH THOSE ON THE VARIOUS DRAWINGS, SHALL APPLY TO ALL DRAWINGS AND FORM PART OF THE CONTRACT.
18. EACH CONTRACTOR WILL BE HELD STRICTLY RESPONSIBLE FOR HIS WORK. ANY DISCREPANCIES IN THE PLANS OR DETAILS SHALL BE CALLED TO THE ATTENTION OF THE ARCHITECT.
19. POSTED OCCUPANCY AND USE, ALL BUILDING SHALL BE POSTED WITH A SIGN IN A FORM PRESCRIBED BY THE DEPARTMENT, PERMANENTLY AFFIXED, PLACED IN A CONSPICUOUS LOCATION IN PUBLIC HALL OR CORRIDOR, STATING, LIVE LOADS AND OCCUPANT LOADS IN THE BUILDING AND ALL PARTS THEREOF. OCCUPANCY GROUP R-3 IS EXEMPTED FROM THIS REQUIREMENT. (BC §28-118.19)
20. THE FOLLOWING ITEMS OF WORK SHALL BE SUBJECT TO SPECIAL INSPECTIONS, MADE AND WITNESSED BY OR UNDER THE DIRECT SUPERVISION OF AN ARCHITECT OR ENGINEER RETAINED BY THE OWNER AND ACCEPTABLE TO ARCHITECT OF RECORD. TEST REPORTS AND CERTIFICATE OF INSPECTION SHALL BE FILED WITH THE BUILDING.
   - EMERGENCY POWER SYSTEMS (GENERATORS)
   - CONCRETE: CAST-IN-PLACE
   - CONCRETE: PRECAST
   - MASONRY
   - SOILS: SITE PREPARATION
   - SOILS: FILL PLACEMENT & IN-PLACE DENSITY
   - SOILS: INVESTIGATIONS (BORING/TEST PITS)
   - PILE FOUNDATIONS & DRILLED PIER INSTALLATION
   - WALL PANELS, CURTAIN WALLS, AND VENEERS
   - MECHANICAL SYSTEMS
   - FUEL-OIL STORAGE AND FUEL-OIL PIPING SYSTEMS
   - EXCAVATION: SHEETING, SHORING, AND BRACING
   - SITE STORM DRAINAGE DISPOSAL AND DETENTION SYSTEM INSTALLATION
   - HEATING SYSTEMS
   - CHIMNEYS
   - FIRESTOP, DRAFTSTOP, AND FIREBLOCK SYSTEMS
   - CONCRETE TEST CYLINDERS
   - CONCRETE DESIGN MIX
   - FOOTING AND FOUNDATION
   - ENERGY CODE COMPLIANCE INSPECTIONS
   - FIRE-RESISTANCE RATED CONSTRUCTION
21. ALL MATERIALS, ASSEMBLIES AND METHODS OF CONSTRUCTION REGULATED BY THE CODE AND NOT LISTED ABOVE SHALL BE SUBJECT TO SEMI-CONTROLLED INSPECTION BY THE PERSON SUPERINTENDING THE CONSTRUCTION. SIGNED COPIES OF ALL TEST AND INSPECTION REPORTS SHALL BE FILED THROUGH THE ARCHITECT WITH THE DEPARTMENT OF BUILDINGS.
22. ALL MATERIALS AND ASSEMBLIES REQUIRED TO HAVE A FIRE RESISTANCE RATING SHALL COMPLY WITH ONE OF THE FOLLOWING:
   - A. IT SHALL CONFORM WITH NFPA 251 "FIRE RESISTANCE RATINGS" OR,
   - B. IT SHALL HAVE BEEN TESTED IN ACCORDANCE WITH ASTM E-119-2000, "STANDARD METHODS OF FIRE TESTS OF BUILDING CONSTRUCTION AND MATERIALS" AND ACCEPTED BY THE COMMISSIONER, OR
   - C. IT SHALL HAVE BEEN ACCEPTABLE PRIOR TO THE EFFECTIVE DATE OF THE CODE.
23. WHERE PIPES, WIRES, CONDUITS, DUCTS, ETC., PIERCE FIRE PROTECTION OF INDIVIDUALLY ENCASED STRUCTURAL MEMBERS, SUCH PENETRATION SHALL NOT EXCEED 2 PERCENT OF ANY ONE FACE SUCH PROTECTION, AND SHALL BE CLOSED OFF WITH CLOSE FITTING METAL ESCUTCHEONS OR PLATES. (BC 714.3)
24. LINTELS SUPPORTING MASONRY WALLS OVER 4 FEET IN WIDTH SHALL BE FIRE PROTECTED WITH MATERIALS HAVING THE REQUIRED FIRE RESISTANCE-RATING OF THE WALL SUPPORTED. (BC 714.6)
25. CEILINGS THAT CONTRIBUTE TO THE REQUIRED FIRE RESISTANCE RATING OF A FLOOR OR ROOF ASSEMBLY SHALL BE CONTINUOUS BETWEEN FIRE DIVISIONS, FIRE SEPARATIONS OR VERTICAL PARTITIONS HAVING THE SAME FIRE RESISTANCE RATING AS THE CEILING. CONCEALED SPACE ABOVE SUCH CEILING, UNLESS SPRINKLERED, SHALL BE FIRESTOPPED AS PER SECTION BC 717 "CONCEALED SPACES".
26. OPENING PROTECTIVES INCLUDING FRAMES, SELF-CLOSING DEVICES AND HARDWARE, SHALL COMPLY WITH NFPA 252-99 "STANDARD METHODS OF FIRE TEST OF DOOR ASSEMBLIES" AND NFPA 257-00 "STANDARD METHODS OF FIRE TEST OF WINDOW AND GLASS BLOCK ASSEMBLIES" AND SHALL BE INSTALLED AND MAINTAINED IN ACCORDANCE WITH NFPA 257-00 "INSTALLATION OF FIRE DOORS AND WINDOW". OPENING PROTECTIVES SHALL BE LABELED CERTIFYING PERFORMANCE RATING, AND SHALL HAVE BEEN ACCEPTED BY THE COMMISSIONER.
27. ROOF SHALL BE COVERED WITH CLASS "A" ROOF COVERING MEETING THE REQUIREMENTS OF ASTM-E108 "STANDARD METHODS OF FIRE TESTS OF ROOF COVERINGS" - 2000, OR "FIRE CLASSIFICATIONS". (BC 1505)
28. FIRESTOPPING: CONCEALED SPACES WITHIN PARTITIONS, WALLS, FLOORS, ROOFS, STAIRS, FURRING PIPE SPACES, COLUMN ENCLOSURES, ETC. SHALL BE FIRESTOPPED (EXCEPT WHERE CONCEALED SPACED IS SPRINKLERED OR IS CONSTRUCTED AS A SHAFT) AS PER BC 717 "CONCEALED SPACES".
29. INTERIOR FINISH; MATERIALS SHALL BE CLASSIFIED IN ACCORDANCE WITH THE SURFACE FLAME-SPREAD RATING OBTAINED AS PRESCRIBED IN ASTM E-84-2001 "STANDARD METHOD OF TEST FOR SURFACE BURNING CHARACTERISTICS OF BUILDING MATERIALS" AS PER BC802.
30. ALL EXITS SHALL BE KEPT READILY ACCESSIBLE AND UNOBSTRUCTED AT ALL TIMES.
31. STAIRS SHALL HAVE HANDRAILS ON EACH SIDE (EXCEPT THAT STAIRS LESS THAN 44 INCHES IN WIDTH), HAVING FINGER CLEARANCE OF 1 1/2 INCHES, PROJECTING NOT MORE THAN 3 1/2 INCHES INTO THE REQUIRED STAIR WIDTH.

    HEIGHT OF HANDRAIL SHALL BE BETWEEN 28" AND 34" ABOVE THE TREAD NOSING. HANDRAILS SHALL BE RETURNED TO WALLS AND POSTS AT THEIR TERMINATION. MATERIALS OF HANDRAILS SHALL HAVE A FLAME SPREAD RATING NOT EXCEEDING 150. HANDRAILS SHALL BE DESIGNED TO RESISTS A SIMULTANEOUS APPLICATION OF A LATERAL FORCE OF 40 PLF AND A VERTICAL LOAD OF 50 PLF. LANDINGS AND PLATFORMS SHALL BE ENCLOSED ON SIDES BY WALL OR RAILINGS,AT LEAST 3'-0"HIGH. RISERS SHALL BE MAXIMUM 7 3/4" HIGH,TREADS MINIMUM 9 1/2" WIDE EXCLUSIVE OF NOSING AND THE SUM OF 2 RISERS PLUS ONE TREAD EXCLUSIVE OF NOSING SHALL BE NOT LESS THAN 24 OR MORE THAN 25 1/2".
32. TREAD STRINGERS AND LANDINGS SHALL BE BUILT OF/OR SURFACED WITH NONSKID MATERIALS.
33. VENTILATION OF EACH REQUIRED STAIR EXTENDING TO THE ROOF WILL COMPLY WITH BC 910.5.
34. ILLUMINATION OF AT LEAST 2 FOOT CANDLES MEASURED AT THE FLOOR LEVEL SHALL BE MAINTAINED CONTINUOUSLY IN EXITS, EXIT DISCHARGES, AND IN PUBLIC CORRIDORS. IT SHALL NOT BE LESS THAN 1 FOOT CANDLE AT THE FLOOR LEVEL EXIT COMPONENTS OTHER THAN PUBLIC CORRIDORS. (BC 1006.2)
35. EXIT LIGHTING SHALL CONFORM TO SECTION BC 1006 "MEANS OF EGRESS ILLUMINATION".
36. LOCATION OF EVERY EXIT ON EVERY FLOOR SHALL BE CLEARLY INDICATED BY EXIT SIGNS READILY VISIBLE FROM ANY DIRECTION OF EGRESS TRAVEL. INSTALL DIRECTIONAL SIGNS TO SERVE AS GUIDE FROM ALL PORTIONS OF THE CORRIDOR OR FLOOR, SIGNS SHALL BE ON SEPARATE CIRCUITS, TAKEN OFF AHEAD OF THE MAIN SWITCH. (BC 1011) OCCUPANCY CLASS R-2 IS EXEMPTED FROM THE REQUIREMENT.
37. EXIT SIGNS SHALL BE INTERNALLY LIGHTED AT ALL TIMES AND SHALL BE LISTED AND LABELED AND SHALL BE INSTALLED IN ACCORDANCE WITH THE MANUFACTURER'S INSTRUCTIONS AND SECTION 2702.
    LETTERS SHALL BE RED NOT LESS THAN 6" HIGH. (BC 1011.4)
38. REQUIRED FOR MULTIPLE DWELLINGS, BUILDING ENTRANCE DOORS AND OTHER EXTERIOR DOORS SHALL BE PROVIDED WITH HEAVY DUTY LOCK SETS WITH AUXILIARY LATCH BOLTS TO PREVENT THE LATCH FROM BEING MANIPULATED BY OTHER THAN A KEY.
39. DOORS TO DWELLING UNITS SHALL BE REQUIRED WITH A HEAVY DUTY DEAD BOLT OR OPERABLE BY KEY FROM OUTSIDE AND THUMB TURN FROM INSIDE AND A CHAIN DOOR GUARD.
40. ALL TOILETS SHALL HAVE TILE FLOOR AND 6" BASE. WAINSCOT SHALL BE PROVIDED WHERE CALLED FOR ON DRAWINGS. (FOR FIN. MAT. SEE FINISH SCHEDULE) AS PER SECTION D26-31.03 H.M.C. AND SECTION 76 M.D.L.
41. ALL INTERIOR TOILETS SHALL BE MECHANICALLY VENTILATED IN ACCORDANCE WITH SECTION BC 1203.4.1.3 OF THE BUILDING CODE.
42. ALL DOORS SHALL BE 6'-8" HIGH UNLESS OTHERWISE NOTED. (BC 1008.1.1.3)
43. ALL ELEVATOR DOORS SHALL HAVE ELECTRIC INTERLOCKS IN ACCORDANCE WITH BC 3002.1.2.
44. SUSPENDED CEILINGS SHALL COMPLY WITH SECTION BC 803.9.1.1, WITH METAL HANGERS, PURLINS AND RUNNERS AS REQUIRED.
45. ALL DOORS TO REQUIRED EXIT STAIRS IN R-2 SHALL COMPLY WITH BC 1008.1.1.
46. DOORS AND ASSEMBLIES SHALL HAVE THE FOLLOWING FIRE RESISTIVE RATINGS, (BC 708) DOORS TO STAIRS 1 1/2 HOUR, EXCEPT WHERE OTHERWISE NOTED. DOORS TO ELEVATOR SHAFT 1 1/2 HOUR.
47. CORRIDORS AND EXIT PASSAGEWAYS SHALL HAVE A MIN. CLEAR HEIGHT OF 7'-6" FOR AT LEAST 75% OF THE FLOOR AREA WITH NO POINT LESS THAN 7 FT. IN HEIGHT, PROJECTION BELOW THE CEILING SHALL NOT OBSTRUCT FULL VIEW OF EXIT SIGNS. (BC 1003)
48. ELEVATOR SHAFTS SHALL BE ENCLOSED WITH IMPACT RESISTANT CONSTRUCTION FOR 2 HOUR FIRE RATING IN ACCORDANCE WITH NEW YORK CITY BUILDING CODE. (BC 403.9.2, BC 707.1, BC 707.14, & CHAPTER 30)
49. INTERIOR REQUIRED STAIR SHALL BE ENCLOSED WITH 2 HOUR FIRE RATING IN ACCORDANCE WITH NEW YORK CITY BUILDING CODE. (BC 1019.1)
50. ALL VENT DUCT SHAFTS SHALL BE ENCASED WITH 1 AND 2 HOUR ENCLOSURE. NO DUCT VENTS TO PASS THROUGH STAIR ENCLOSURES. 1 1/2 HOUR AUTOMATIC SELF-CLOSING FIRE DAMPERS TO BE INSTALLED IN VENT DUCTS WHEN THEY PIERCE PUBLIC CORRIDORS.
51. MASONRY MATERIALS SHALL CONFORM TO THE REQUIREMENTS OF BC 2103 AND TO COMPLY WITH BC 1704.5 FOR CERTIFICATION.
52. ALL MASONRY NON-LOAD BEARING WALLS SHALL BE BONDED IN ACCORDANCE WITH BC 2109.6.
53. EXTERIOR MASONRY WALLS SHALL COMPLY WITH BC 2109.
54. ALL EXTERIOR MASONRY WALL WILL BE LAID UPON ONE PART PORTLAND CEMENT, ONE PART LIME AND SIX PARTS SAND. ALL MORTAR TO COMPY WITH BC 2109.
55. CONCRETE BLOCK SHALL COMPLY WITH BC 2103.
56. ALL CORNERS OF PARAPET WALLS SHALL CONFORM WITH BC 2109.5.5.
57. WHERE GLASS FACING IS USED, THICKNESS AND AREA COMPLIES WITH BC 2401.
58. INTERIOR WALLS, PARTITIONS, FLOOR AND CEILING CONSTUCTION AND MECHANICAL EQUIPMENT SHALL BE DESIGNED AND CONSTRUCTED IN ACCORDANCE WITH BC 1207 TO PROVIDE MIN. PROTECTION FOR EACH DWELLING UNIT FROM EXTRANEOUS NOISES EMANATING FROM OTHER DWELLING UNITS AND FROM MECHANICAL EQUIPMENT IN ADDITION, EXTERIOR MECHANICAL EQUIPMENT SHALL CONFORM TO THE NOISE REDUCTION REQUIREMENTS OF TABLE 1207.2.1.
59. FIRE RATED PARTITIONS SHALL REST DIRECTLY UPON THE CONCRETE FLOOR CONSTRUCTION AND SHALL EXTEND TO THE CONCRETE CONSTRUCTION OF THE FLOOR OR ROOF ABOVE.
60. PIPE SPACE AND WALL FURRINGS SHALL CONSIST OF METAL CHANNELS AND 5/8" GYPSUM WALLBOARD EXCEPT AS OTHERWISE SHOWN.
61. A MINIMUM CEILING HEIGHT OF 8'-0" SHALL BE MAINTAINED IN ALL LIVING ROOMS.
62. WALLS, PARTITIONS AND FLOOR AND CEILING CONSTRUCTION-MIN.STC RATING 50 FOR AIRBORNE NOISE, MIN.35 STC RATING REQUIRED FOR APARTMENT ENTRANCE DOORS.
63. EQUIPMENT USE PERMITS, INSPECTIONS AND TESTS

    PERMITS SHALL BE OBTAINED FOR USE OF THE FOLLOWING EQUIPMENT:
    - A. AIR CONDITIONING AND VENTILATION SYSTEMS (BC 1704.15)
    - B. ELEVATORS
    - C. FUEL BURNING AND FUEL OIL STORAGE EQUIPMENT
    - D. PLUMBING PIPING
    - E. STANDPIPE SYSTEMS (BC 1704.22)
    - F. SPRINKLER SYSTEMS (BC 1704.21)

    EQUIPMENT REQUIRING USE PERMITS SHALL BE INSPECTED AND TESTED TO DETERMINE PROPER FUNCTIONING AND COMPLIANCE WITH THE BUILDING CODE AND OTHER APPLICABLE LAWS AND REGULATIONS. ALL INSPECTIONS AND TEST SHALL BE CONDUCTED IN ACCORDANCE WITH THE REQUIRED INSPECTION AND TEST PROCEDURES; AND SIGNED COPIES OF REQUIRED INSPECTIONS AND TEST REPORTS SHALL BE FILED WITH THE DEPARTMENT OF BUILDINGS AND FORM PART OF THE PAPERS ACCOMPANYING THE PERMIT APPLICATION. IN THE CASE OF HEATING SYSTEM, A SIGNED STATEMENT BY ARCHITECT OR ENGINEER SHALL BE SUBMITTED WITH THE PERMIT APPLICATION, STATING THAT THE SYSTEM HAS BEEN OPERATED AND FUNCTIONS SATISFACTORY, AND THAT TO THE BEST OF KNOWLEDGE AND BELIEF, THE SYSTEM WILL MEET THE CODE TEMPERATURE REQUIREMENT.
64. SPRINKLER SYSTEM SHALL COMPLY WITH BC 1704.21 SEPARATE SPRINKLER APPLICATION SHALL BE FILED AND APPROVAL OBTAINED.
65. STANDPIPE WILL BE INSTALLED IN ACCORDANCE WITH BC 1704.22. SEPARATE STANDPIPE APPLICATION WILL BE FILED.
66. SEPARATE ELEVATOR APPLICATION WILL BE FILED.
67. VIEWING MIRRORS SHALL BE PROVIDED IN ELEVATORS AS PER SECTION D26-20.03 H.M.C.
68. MECHANICAL VENTILATION, AIR CONDITIONING AND REFRIGERATION
    - A. ALL FINAL INSPECTION AND TESTS OF A REQUIRED VENTILATING SYSTEM SHALL BE MADE (THE ARCHITECT OR ENGINEER NEED NOT TO BE IN THE EMPLOY OF THE OWNER) AS PER BC 1704.15.
    - B. ALL INSPECTION AND TEST OF A REFRIGERATION SYSTEM SHALL BE MADE (THE ARCHITECT OR ENGINEER NEED NOT TO BE IN THE EMPLOY OF THE OWNER) AS PER BC 1704.15.
69. HEATING AND COMBUSTION EQUIPMENT
    - A. ALL FINAL INSPECTIONS AND TESTS FOR BOILERS SHALL BE SUBJECT TO THE PROVISIONS FOR CONTROLLED INSPECTION (SUCH INSPECTIONS AND TESTS, HOWEVER, MAY BE MADE BY DEPARTMENT INSPECTORS OR BY A DULY AUTHORIZED INSURANCE COMPANY INSPECTOR) PER BC 1704.23.
    - B. ALL APPLICATIONS FOR EQUIPMENT USE PERMIT FOR HEATING SYSTEMS SHALL BE ACCOMPANIED BY A SIGNED STATEMENT BY AN ARCHITECT OR ENGINEER STATING THAT THE SYSTEM HAS BEEN OPERATED AND FUNCTIONS SATISFACT-ORY AND THAT TO THE BEST OF HIS KNOWLEDGE AND BELIEF THE SYSTEM WILL MEET THE CODE TEMPERATURE REQUIREMENTS PER BC 1704.23.
70. FIRE EXTINGUISHING EQUIPMENT
    - A. PER BC 1704.22 INSPECTIONS AND TESTS OF STANDPIPES ARE SUBJECT TO CONTROLLED INSPECTION, IF APPLCANT DOES NOT CHOOSE TO HAVE TESTS WITNESSED BY REPRESENTATIVE OF DEPARTMENTS.
    - B. PER BC 1704.21 INSPECTIONS AND TEST OF SPRINKLER SYSTEMS ARE SUBJECT TO CONTROLLED INSPECTION, IF APPLICANT DOES NOT CHOOSE TO HAVE TESTS WITNESSED BY REPRESENTATIVE.
71. INSPECTION DURING PROGRESS OF WORKS
    - A. THE COMMISSIONER MAY ACCEPT SIGNED STATEMENTS BY ARCHITECTS AND ENGINEERS AND SUPPORTING INSPECTIONS AND TESTS REPORTS WITHOUT VERIFYING INSPECTION OR TEST BY DEPARTMENT INSPECTORS PER ARTICLE 116.
72. ALL PERMITS ISSUED BY THE DEPARTMENT OF BUILDINGS SHALL BE POSTED IN A CONSPICUOUS PLACE OPEN TO THE PUBLIC INSPECTION FOR THE ENTIRE TIME OF THE PROSECUTION OF THE WORK OF THE USE AND OPERATION OF THE EQUIPMENT OR UNTIL THE EXPIRATION OF THE PERMIT.
73. A REFUSE STORAGE ROOM SHALL BE PROVIDED IN COMPLIANCE WITH SECTION 81 OF THE NY STATE MULTIPLE DWELLING LAW ,SECTION 27-2021 OF THE NYC HOUSING MAINTENANCE CODE, AND BC 707.13. IT SHALL BE COMPLETELY ENCLOSED IN A FIRE-RESISTANCE RATING OF 2 HR., WITH SELF-CLOSING PROTECTIVES HAVING A FIRE PROTECTION RATING OF 1 1/2 HR. (BC 1213.1)
74. REFUSE COLLECTING ROOM SHALL BE SPRINKLERED.
75. THE COMPACTING MACHINE SHALL BE LOCATED WITHIN THE REFUSE STORAGE ROOM OR IN A REFUSE CHUTE TERMINATION ROOM. (BC 1213.2)
76. COMPACTING EQUIPMENT SHALL MEET THE CRITERIA ND THE APPROVAL OF THE ENVIRONMENTAL PROTECTION ADMINISTRATION AND ALSO MUST MEET ALL THE REQUIREMENTS OF ANY OTHER AUTHORITY HAVING JURISDICTION.
77. REFUSE CHUTE SHALL BE CONSTRUCTED STRAIGHT AND PLUMB WITHOUT PROJECTIONS OF ANY KIND SUPPORTED ON 2 HR. FLOOR CONSTRUCTION. (BC 707.13.1)
78. REFUSE CHUTE SHALL BE CONSTRUCTED IN ACCORDANCE WITH ALL APPLICABLE RULES AND REGULATIONS OF THE DEPARTMENT OF BUILDINGS AND ANY OTHER AUTHORITY HAVING JURISDICTION.
79. REFUSE CHUTE SHALL EXTEND THROUGH ROOF CONSTRUCTION AT LEAST 6'-0" ABOVE THE ROOF. (BC 707.5)
80. INSPECTION OF REQUIRED SPRINKLERS SHALL COMPLY WITH D26-21.07.
81. JANITORIAL SERVICES TO COMPLY WITH D 26-22.03.
82. OBLIGATIONS OF THE OWNER SHALL COMPLY WITH D 26-22.03.
83. CENTRAL HEAT, ELECTRIC OR GAS HEATING SYSTEM SHALL COMPLY WITH D 26-17.01. THE SUPPLY OF HOT WATER SHALL COMPLY WITH D 26-17.07.
84. BUILDING TO BE PROVIDED WITH RODENT-PROOFING AS PER BC SECTION F101:
    - 84.1. FOUNDATION WALL VENTILATOR OPENINGS SHALL BE COVERED FOR THEIR HEIGHT AND WIDTH WITH PERFORATED SHEET METAL PLATES NO LESS THAN 0.070" THICK, EXPANDED SHEET METAL PLATES NOT LESS THAN 0.047" THICK, CAST IRON GRILLS OR GRATING, EXTRUDED ALUMINUM LOAD-BEARING VENTS OR WITH HARDWARE CLOTH OF 0.035 INCH (0.89 MM) WIRE OR HEAVIER. THE OPENINGS THEREIN SHALL NOT EXCEED 1/4".
    - 84.2. ANNULAR SPACES AROUND PIPES, ELECTRIC CABLES, CONDUITS, OR OTHER OPENINGS IN THE WALLS SHALL BE PROTECTED AGAINST THE PASSAGE OF RODENTS BY CLOSING SUCH OPENINGS WITH CEMENT MORTAR, CONCRETE MASONRY OR NONCORROSIVE METAL.
    - 84.3. DOORS ON WHICH METAL PROTECTION HAS BEEN APPLIED SHALL BE HINGED SO AS TO BE FREE SWINGING. WHEN CLOSED, THE MAXIMUM CLEARANCE BETWEEN ANY DOOR, DOOR JAMBS AND SILLS SHALL NOT BE GREATER THAN 3/8".
    - 84.4. WINDOWS AND OTHER OPENINGS FOR THE PURPOSE OF LIGHT OR VENTILATION LOCATED IN EXTERIOR WALLS WITHIN 2 FEET (610 MM) ABOVE THE EXISTING GROUND LEVEL IMMEDIATELY BELOW SUCH OPENING SHALL BE COVERED FOR THEIR ENTIRE HEIGHT AND WIDTH, INCLUDING FRAME, WITH HARDWARE CLOTH OF AT LEAST 1.035" WIRE OR HEAVIER.
85. DEMOLITION TO CLEAR THE SITE WAS DONE UNDER APPLICATION NUMBERS: 103889614 AND 103889605.
85. PUBLIC HALL LIGHTING SHALL COMPLY WITH ARTICLE 14 ARTICLE 19 HMC.
86. MAIL SERVICE WILL BE PROVIDED IN ACCORDANCE WITH D26-21.05-D26-21.01 HMC.
87. STREET NUMBERS WILL BE PROVIDED IN ACCORDANCE WITH D 26-21.05.
88. FLOOR NUMBERS TO BE PROVIDED IN ACCORDANCE WITH D 26-21.05.
89. FLOOR NUMBERS TO BE PROVIDED ON ALL FLOORS IN STAIR HALL AND AT ELEVATOR LANDINGS IN ACCORDANCE WITH SECTION D26-21.03 AND RULES OF THE DEPARTMENT OF BUILDINGS.
90. ALL DUCT SHAFT OFFSETS SHALL BE ENCASED WITH 1 & 2 HOUR FIRE RATING.
91. PROVIDE SMOKE DETECTORS WITHIN APARTMENTS AS REQUIRED PER BC 716, D6-20.08 AND 607.2.3 OF THE NYC MECHANICAL CODE.
92. RADIO AND TV WIRES AND ANTENNA SHALL COMPLY WITH SECTION 62 M.D.L. AND SHALL BE PLACED A MIN. OF 10'-0" ABOVE HIGHEST POINT ON ROOF.
93. BUILDING TO BE RATPROOFED IN ACCORDANCE WITH SECTION 80 M.D.L.
94. ALL CLEANING OF WINDOWS WILL BE IN CONFORMITY WITH THE WINDOW CLEANING CODE.
95. FIREPROOFING
    - A. THE OCCUPANCY CLASSIFICATION OF THE BUILDING IS OCCUPANCY GROUP (O.G.) R-2, BC 310.1.2 AND CLASS "A" MULTIPLE DWELLING AS PER SECTION 4.8 M.D.L.
    - B. THE VARIOUS OCCUPANCIES REQUIRED TO BE SEPARATED FROM EACH OTHER BY FIRE SEPARATING OR DIVISIONS AS PER BC 302.1 SHALL BE SO SEPARATED BY PARTITIONS HAVING THE REQUIRED FIRE RATING IN ACCORDANCE WITH BC 5008.3.3.
    - C. THE CONSTRUCTION CLASSIFICATION OF THE BUILDING IS CONSTRUCTION GROUP R-2 NON-COMBUSTIBLE TYPE 1B AND BC 602 IN ACCORDANCE WITH AREA AND HEIGHT LIMITATIONS AS SPECIFIED IN TABLE 503 AND BC 503. THE CONSTRUCTION ELEMENTS SHALL BE OF THE REQUIRED MINIMUM FIRE RESISTANCE RATINGS AS OUTLINED IN TABLE 601 AND DEFINED IN BC 602.
    - D. PROVIDE SPRINKLERS FOR ENTIRE BUILDING.
96. EXIT DOORS SHALL BE READILY OPENABLE AT ALL TIMES FROM THE SIDE WHICH EGRESS IS TO BE MADE. DOORS OPENING INTO INTERIOR ENCLOSED STAIR SHALL NOT BE LOCKED FROM EITHER SIDE EXCEPT THAT DOORS MAY BE LOCKED TO PREVENT ACCESS TO THE STAIR FROM THE OUTDOORS AT THE STREET LEVEL.
97. ALL WIRE GLASS IN RATED DOORS AND WINDOWS WILL BE OF A TYPE APPROVED BY THE B.S.A.
98. FIRE DIVISION SHALL COMPLY WITH PROVISIONS OF TABLE 508.3.3 AND SHALL BE CONTINUOUS THROUGH ANY CONCEALED SPACE IN FLOOR OR ROOF CONSTRUCTION.
99. DIFFERENT TENANT STORES, APARTMENTS, ETC., NOT SEPARATED BY FIRE DIVISIONS SHALL BE SEPARATED BY FIRE SEPARATIONS, BUT NOT LESS THAN 1 HOUR SEPARATIONS SHALL CONTINUE THROUGH CONCEALED SPACES ABOVE. (TABLE 508.3.3)
100. OPENINGS IN FIRE DIVISIONS AND SEPARATIONS TO COMPLY WITH TABLE 508.3.3.
101. NO CONDUITS, PIPES, MEDICINE CABINETS, ETC. SHALL ENCROACH ON PARTITIONS ENCLOSING STAIRS OR ELEVATOR SHAFTS OR OTHER RATED PARTITIONS.
102. CONDUITS IN FIRE-RATED PARTITIONS WILL NOT EXCEED 3/4 INCH DIAMETER OUTLETS IN SUCH PARTITIONS WILL BE BACKED UP WITH APPROVED MATERIALS.
103. PENETRATION OF OPENINGS IN WALLS, PARTITIONS, OR FLOORS FOR PIPE SLEEVES, MEDICINE CABINETS, HAMPERS ELECTRIC DEVICES, ETC., SHALL BE PACKED & SEALED.
104. ALL VENT DUCT SHAFTS TO BE ENCLOSED WITH 1 OR 2 HOUR ENCLOSURES. NO DUCT VENTS TO PASS THROUGH STAIR ENCLOSURES. 1 1/2 HOUR AUTOMATIC SELF-CLOSING FIRE DAMPERS TO BE INSTALLED IN VENT DUCTS WHEN THEY PIERCE PUBLIC CORRIDORS.
105. FIRE PREVENTION APPLICATIONS WILL BE FILED IF REQUIRED FOR ALL INSTALLATIONS.
106. WOOD REQUIRED TO BE FIRE-RETARDANT-TREATED SHALL BE TESTED IN ACCORDANCE WITH ASTM E84-2001.
107. TOILET ROOM SIDE OF PARTITIONS SHALL BE 5/8" WATER RESISTANT GYPSUM WALLBOARD.
108. VENTILATION SHAFT WALLS 288 SQ.INCH OR OVER SHALL BE AS FOLLOWS: ONE LAYER OF 5/8" SHEETROCK FIRE CODE GYPSUM WALLBOARD EACH SIDE OVER 1" GYPSUM COREBOARD. TOTAL WIDTH= 2 1/4". INSTALLATION AS RECOMMENDED BY MANUFACTURER.
109. INTERIOR FINISH CLASS / REQUIRED FIRE RESISTANCE

| INTERIOR FINISH CLASS | REQUIRED FIRE RESISTANCE |
|---|---|
| A STAIR ENCLOSURE(INCLUDING SEPARATION) | 2 HR. REQUIRED FIRE RESISTANCE RATING |
| A ELEVATOR SHAFT | 2 HR. REQUIRED FIRE RESISTANCE RATING |
| A DUCT SHAFT | 1 & 2 HR. REQUIRED FIRE RESISTANCE RATING |
| A PUBLIC HALL(CORRIDOR) | 1 HR. REQUIRED FIRE RESISTANCE RATING |
| A EXIT PASSAGEWAY(GRADE LEVEL) | 2 HR. REQUIRED FIRE RESISTANCE RATING TABLE 3-4 |
| B&C INTERIOR PARTITIONS AND FURRING | 0 HR. REQUIRED FIRE RESISTANCE RATING TABLE 3-4 |
| FLOOR CONSTRUCTION | 2 HR. REQUIRED FIRE RESISTANCE RATING TABLE 3-4 |

110. INTERIOR FINISH TO HAVE FLAME SPREAD INDEX NOT GREATER THAN THAT SPECIFIED IN TABLE 803.5, AND ALL INTERIOR FINISH TO COMPLY WITH BC 803.1 AND 803.5.
111. ALL COMBUSTIBLE FLOORING SHALL CONFORM WITH THE REQUIREMENTS OF BC 804.4.1 THRU 804.4.4.
112. FINISH FLOORING IN ALL EXITS SHALL BE OF NON-COMBUSTIBLE MATERIALS (BC 804.5)
113. BUILDING SPACE CLASSIFICATION

| BUILDING SPACE CLASSIFICATION | OCCUPANCY GROUP | FIRE INDEX |
|---|---|---|
| BLDG. STORAGE | S-2 | 2 |
| BOILER ROOM | S-2 | 2 |
| ELECTRICAL SERVICE | S-2 | 1 |
| REFUSE COLLECTION ROOM | S-2 | 2 |
| SUPER'S WORKSHOP | S-2 | 2 |
| TENANT'S LAUNDRY | R-2 ACCESSORY | 1 |
| TENANT'S STORAGE | S-2 | 1 |
| RESIDENTIAL(APT. HOUSE) | R-2 | 1 |

114. ENERGY CONSERVATION CODE NOTES

     ALL PERTINENT DATA AND DESIGN CRITERIA REGARDING THE FOLLOWING CONFORM WITH BOTH THE STATE ENERGY CONSERVATION CONSTRUCTION CODE OF FEBRUARY, 2008 AND THE NEW YORK CITY BUILDING CODE WHICHEVER IS MORE STRINGENT:
     - A. "U" VALUES OF THE ENVELOPE SUB-SYSTEM.
     - B. DESIGN INSIDE AIR TEMPERATURE OF EACH ROOM THAT IS TO BE HEATED AND/OR COOLED. (72 DEG.F. FOR HEATING, 78 DEG.F. FOR COOLING.)
     - C. DESIGN OUTDOOR AIR TEMPERATURE(15 DEG.F. WINTER, 89 DEG.F. SUMMER).
     - D. DESIGN HEAT LOSS AND/OR GAIN THROUGH EACH EXTERIOR FACADE IN BTU/HR.
     - E. "R" VALUES OF INSULATING MATERIALS.
     - F. SIZE AND TYPE OF APPARATUS AND EQUIPMENT AND SYSTEM CONTROLS IS IN CONFORMANCE WITH THE REQUIREMENTS OF THE CODE.
     - G. ELECTRICAL LIGHTING AND POWER DESIGN DATA.
     - H. FIRE PROTECTION CONSTRUCTION REQUIREMENTS, INCLUDING BUILDING CODE LIMITATIONS REGARDING USE OF INSULATION OR EQUIPMENT.
     - I. ALL NECESSARY APPROVALS FOR ELECTRICAL WORK FROM THE BUREAU OF GAS AND ELECTRICITY WILL BE OBTAINED.
115. PHYSICAL DISABILITIES NOTES - BC Chapter 11: Accessibility & Appendix P (see separate sheet for more complete notes and details)
     - A. THE PRIMARY ENTRANCES (RESIDENTIAL LOBBIES) SHALL BE ACCESSIBLE.
     - B. THERE SHALL BE AN UNOBSTRUCTED ACCESSIBLE ROUTE FROM RESIDENTIAL LOBBIES TO ALL APARTMENTS.
     - C. ALL SADDLES AT THE APARTMENT ENTRANCES AND BATHROOMS SHALL HAVE A MAX. HEIGHT OF 1/2" WITH A SLOPE OF 2:1 MAX. FOR THE TOP 1/4" OF THE SADDLE.
     - D. ALL APARTMENT KITCHENS AND BATHROOMS SHALL BE DESIGNED AND EQUIPPED TO BE HADICAPPED ADAPTABLE.
     - E. ALL DOORS IN APARTMENTS SHALL BE A MINIMUM OF 2'-11"(2'-8"CLEAR MIN.)
116. LIST OF CONTROLED INSPECTIONS:
     - a. FIRE ALARM TEST
     - b. EMERGENCY POWER SYSTEMS (GENERATORS)
     - c. STRUCTURAL STEEL - WELDING
     - d. STRUCTURAL STEEL - ERECTION & BOLTING
     - e. CONCRETE - CAST-IN-PLACE
     - f. CONCRETE - PRECAST
     - g. MASONRY
     - h. SOILS - SITE PREPARATION (SUB-GRADE)
     - i. SOILS - FILL PLACEMENT & IN-PLACE DENSITY
     - j. SOILS - INVESTIGATIONS (BORINGS/TEST PITS)
     - k. WALL PANELS, CURTAIN WALLS, AND VENEERS
     - l. SMOKE CONTROL SYSTEMS
     - m. MECHANICAL SYSTEMS
     - n. FUEL-OIL STORAGE AND FUEL-OIL PIPING SYSTEMS
     - o. FUEL-GAS PIPING (WELDING)
     - p. EXCAVATION-SHEETING, SHORING, AND BRACING
     - q. SITE STORM DRAINAGE DISPOSAL & DETENTION SYSTEM INSTALL
     - r. SPRINKLER SYSTEMS
     - s. STANDPIPE SYSTEMS
     - t. HEATING SYSTEMS
     - u. CHIMNEYS
     - v. FIRESTOP, DRAFTSTOP AND FIREBLOCK SYSTEMS
     - w. CONCERE TEST CYLINDERS
     - x. CONCERE DESIGN MIX
     - y. REBAR IN CONCTETE
     - z. FOOTING AND FOUNDATION
     - aa. ENERGY CODE COMPLIANCE INSPECTION
     - bb. FIRE RESISTANCE RATED CONSTRUCTION

     ITEMS TO BE FILED SEPARATELY:
     - a. SITE SAFETY PLAN
     - b. FIRE PROTECTION PLAN
     - c. BUILDER PAVEMENT PLAN
     - d. ELEVATOR
117. THE BUILDING SITE IS NOT IN A FLOOD ZONE.

## MULTIPLE DWELLING LAW (MULTIPLE DWELLING CLASSIFICATION - CLASS A)

ALL LOT LINE WINDOWS TO COMPLY WITH SEC. 277.1(b)MDL AND TABLE 601 THE BUILDING CODE.

WET PIPE SPRINKLER SYSTEM TO COMPLY WIHT MDL 277.4

THIS IS A FIRE PROOF BUILDING.

FLOOR/ CEILING IS OF 2HR CONSTR. AND COMPLIES WITH MDL 277.6

COMPLY WITH LIGHT AND AIR FOR UNITS AS PER SEC. 277.7 OF THE MDL

HARD WIRED SMOKE DETECTOR OUTSIDE EACH SLEEPING OR BEDROOM AREA IS PROVIDED AS PER SEC. 277.7g OF THE MDL

ALL STAIRWAYS MUST HAVE SKYLIGHTS AND VENTS AS PER MDL 277.10

ALL SHAFTS MUST COMPLY WITH MDL 277.11 (2hr)

KITCHEN MUST COMPLY WITH MDL 277.12 AND MDL 33

BUILDING MUST COMPLY WITH MDL 277.13

EXISTING INTERIOR COLUMNS ARE PROTECTED AS PER MDL 277.14

ELEVATOR SHAFTS, DOORS AND VESTIBULES MUST COMPLY WITH MDL 277.15

BUILDING MUST COMPLY WITH MDL 278

# HOUSING MAINTENANCE CODE

THE OWNER SHALL COMPLY WITH THE PROVISIONS OF THE HOUSING MAINTENANCE CODE:

| | |
|---|---|
| 27-2005 | OWNER AND TENANT OBLIGATION |
| 27-2010, 2011, 2012 | CLEANING |
| 27-2013 | PAINTING |
| 27-2018 | RODENT AND INSECT ERADICATION |
| 27-2021 | RECEPTACLE FOR WASTE |
| 27-2023 | COLLECTION OF WASTE |
| 27-2024 | WATER SUPPLY |
| 27-2026, 2027 | PLUMBING AND DRAINAGE |
| 27-2028, 2029, 2030, 2031, 2033 | HEAT AND HOT WATER |
| 27-2034, 2035, 2036 | GAS APPLIANCE |
| 27-2037, 2038, 2039, 2040 | ARTIFICIAL LIGHTING |
| 27-2041, 2042, 2043, 2045 | PEEPHOLES AND LOCKS |
| 27-2049 | STREET NUMBER |
| 27-2047 | APPROVED TYPE MAIL RECEPTACLE AND DIRECTORY AND REGULATION OF POST OFFICE |
| 27-2053 | JANITORIAL SERVICES |
| 27-2057 | LIGHTING AND VENTILATION |
| 27-2063 | SANITARY FACILITIES |
| 27-2070 | KITCHEN AND KITCHENETTES |
| 27-2074 | MAXIMUM PERMITTED OCCUPANCY |
| 27-2097 | REGISTRATION STATEMENT |
| 27-2104 | POSTING OF REGISTRATION IDENTIFICATION SIGN CONTAINING DWELLING SERIAL NUMBER. |

# COMPLIANCE

FAIR HOUSING ACT

THESE DOCUMENTS COMPLY WITH THE FAIR HOUSING ACT DESIGN MANUAL.

SEISMIC DESIGN

THE DESIGN, DETAILS AND NOTES INCLUDED HEREBY ARE IN COMPLIANCE WITH LOCAL LAW 17-94 EARTHQUAKE LAW.

# M.D.L. AND H.M.C. NOTES

MD1. THE WORK SHALL COMPLY WITH ALL THE RULES AND REGULATIONS OF THE DEPART-MENT OF BUILDINGS OF THE CITY OF NEW YORK AND ALL OTHER APPLCABLE LOCAL, STATE, FEDERAL DEPARTMENTS AND CODES HAVING JURISDICTION.

MD2. BUILDING TO COMPLY WITH ART.7 M.D.L. & HOUSING AND MAINTENANCE CODE.

MD3. CONTRACTOR SHALL BE RESPONSIBLE FOR ANY CHANGES AND DEVIATIONS OF THE APPROVED PLANS.

MD4. BATH VENTS: 12X12 DUCTS, 18 GA. MTL.WITH CORNER CHANNELS SECURED AT ALL FLOORS AND ROOF. FIRE RETARD WITH 2"VERMICULITE PL ON M/L ENTIRE LENGHT OF DUCT; EXTENDED 4' ABOVE ROOF. PROVIDE REGISTER, GRAVITY DAMPER WITH FUSIBLE LINK. FAN ON ROOF TO PROVIDE 4 AIR CHANGES/HR.,25 CFM VELOCITY AND TO RUN FROM 6:00 A.M. TO 12 MIDNIGHT.

MD5. KITCHEN AND KITCHENETTE VENT: 8X8 DUCTS SIMILAR TO BATH VENTS EXCEPT FAN ON ROOF TO PROVIDE 6 CHANGES/HR. 150 CFM TO RUN CONTINUOUSLY.16 GA. METAL. SEE ALSO KITCHENS AND KITCHENETTES:SEC.3 M.D.L. AND ART.32 H.M.C.
- A. EVERY KITCHEN AND KITCHENETTE SHALL BE PROVIDE WITH FACILITIES FOR COOKING AND SHALL BE EQUIPPED FOR ARTIFICIAL LIGHTING.
- B. EVERY KITCHEN AND KITCHENETTES SHALL BE PROVIDED WITH SINK HAVING A MIN.2" WASTE AND TRAP.
- C. LIGHTING AND VENTILATION OF KITCHENETTES SHALL BE PROVIDED UNDER SEC.30 M.D.L. AND ART.30 H.M.C. (SEE NOTE #11)
- D. CEILING AND WALL, EXCLUSIVE OF DOORS,OF ALL KITCHENETTES SHALL BE FIRE RETARDED WITH MATERIALS HAVING A ONE HOUR FIRE RATING WITH ONE LAYER PLASTER B. F.C.60.
- E. ALL COMBUSTIBLE MATERIALS IMMEDIATELY UNDERNEATH AND WITHIN ONE FOOT OF COOKING APPARATUS SHALL BE PROPERLY FIRE RETARDED AND A MIN. OF TWO FEET CLEARANCE MAINTAINED ABOVE EXPOSED COOKING SURFACES COMBUSTIBLE MATERIALS BETWEEN TWO AND THREE FEET ABOVE EXPOSED COOKING SURFACES SHALL BE FIRE RETARDED. SE 5/8"/PL. BD. FC. 60.
- F. GAS RANGES TO BE APPROVED AS PER SEC.64 MDL & AGA(SEE NOTE #155).

MD6. SPRINKLERS SHALL COMPLY WITH SEC.187 MDL.

MD7. BOILER ROOMS: SHALL COMPLY WITH SEC. 65 M.D.L. FIRE RETARDED CEILING ENCLOSED IN FIREPROOF CONSTRUCTION WITH FIREPROOF DOOR TO BE SELF-CLOSING AND SHALL BE 3 HR. RATED WITH BSA APPROVED LABEL.

MD8. NATURAL LIGHTING AND VENTILATION FOR ALL OCCUPIED ROOMS SHALL CONFORM WITH LIGHTING AND VENTILATION: SEC.30 MDL AND ART.30 HMC.
- A. WINDOWS IN ALL ROOMS, EXCEPT BATHROOMS AND KITCHENETTES, SHALL BE AT LEAST ONE-TENTH THE AREA OF THE ROOM AND BE AT LEAST 12 S.F. IN AREA B.S.B. AND 50% OPERABLE.
- B. ROOMS HAVING ONLY ONE WINDOW LESS THAN 18 S.F. IN AREA SHALL HAVE A TRANSOM OR LOUVER, OVER THE DOOR HAVING A MIN. AREA OF 144 SQ. IN.

MD9. PEEPHOLES: SEC.51-A. MDL. AND ART.20 HMC
- A. PEEPHOLES SHALL BE PROVIDED IN ENTRANCE DOORS OF EACH DWELLING UNIT, LOCATED AS PRESCRIBED BY THE DEPARTMENT. B.S.A. APPROVED ASSEMBLY.

MD10. ARTIFICIAL LIGHTING: SEC.26&35 MDL AND ART.19 HMC
- A. PROPER ELECTRIC LIGHTING AND EQUIMENT SHALL BE PROVIDED AND MAINTAINED WITHIN ALL DWELLINGS AND ASSEMBLY.
- B. PROPER ELECTRIC LIGHTINGS SHALL BE INSTALLED AND MAINTAINED AT OR NEAR THE OUTSIDE FRONT ENTRANCE WAY AND IN EVERY REAR YARD, SIDE YARD, FRONT YARD, AND COURTS. MIN. OF 50 WATTS INCANDESCENT ILLUMINATION OR EQUIVALENT AT FRONT ENTRANCE WAY AND A MIN. OF 4 WATTS IN YARDS AND COURTS AND SHALL BE KEPT BURNING FROM SUNSET EACH DAY TO SUNRISE ON THE FOLLOWING DAY.
- C. MAIN ENTRANCE AND VESTIBULE DOORS SHALL HAVE NOT LESS THAN FIVE PROPER ELECTRIC LIGHTINGS SHALL BE INSTALLED AND MAINTAINED AT OR NEAR THE OUTSIDE FRONT ENTRANCE WAY AND IN EVERY REAR YARD, SIDE YARD, FRONT YARD, AND COURTS. MIN. OF 50 WATTS INCANDESCENT ILLUMINATION OR EQUIVALENT AT FRONT ENTRANCE WAY AND MIN. OF 40 WATTS IN YARDS AND COURTS AND SHALL BE KEPT BURNING FROM SUNSET TO SUNRISE ON THE FOLLOWING DAY.
- D. MAIN ENTRANCE AND VESTIBULE DOORS SHALL HAVE NOT LESS THAN FIVE S.F. OF GLAZED SURFACES.

MD11. ENTRANCE DOORS: SEC. 50-A. MDL AND ART.20 HMC
- A. BUILDING ENTRANCES AND ALL OTHER EXTERIOR ENTRANCES SHALL BE EQUIPPED WITH APPROVED TYPE AUTOMATIC SELF-CLOSING AND SELF LOCKING DOORS.
- B. ENRANCE DOORS TO EACH APARTMENT UNIT SHALL HAVE KEY LOCK WITH AT LEAST ONE KEY TO BE PROVIDED BY OWNER, HEAVY DUTY LATCH, SET WITH DEAD BOLT AND DOOR CHAIN GUARD.

MD12. GAS METERS AND GAS APPLIANCES: SEC.64 MDL AND ART. 18 HMC
- A. GAS METERS SHALL COMPLY WITH SEC. 64 MDL.
- B. GAS APPLIANCES SHALL IN ADDITION TO THESE SECTIONS, COMPLY WITH THE BOARD OF STANDARD APPEAL.
- C. YEARLY INSPECTION OF GAS APPLIANCES BY QUALIFIED PERSON SHALL BE MADE IN OLT.

MD13. HEAT AND HOT WATER: SEC.79 MDL AND ART. 17 HMC.
- A. YEARLY INSPECTION SHALL BE MADE BY QUALIFIED PERSON.
- B. MINIMUM TEMPERATURE OF HEATING AND HOT WATER SHALL BE MAITAINED.

MD14. SINGLE STATION SMOKE DETECTORS SHALL BE INSTALLED IMMEDIATELY OUTSIDE OF SLEEPING OR BEDROOM WITH NO INTERVENING WALL SWITCH AS PER SEC.277.7G.

# ABBREVIATIONS

| | |
|---|---|
| ARCH. | ARCHITECT(URAL) |
| A.C. | AIR CONDITIONER |
| ACOUS. | ACOUSTIC |
| ABV. | ABOVE |
| ADJ. | ADJOINING |
| ADJUST. | ADJUSTABLE |
| A.F.F. | ABOVE FINISHED FLOOR |
| ALUM. | ALUMINUM |
| APPROX. | APPROXIMATE |
| APPD. | APPROVED |
| ASPH. | ASPHALT |
| A.P. | APARTMENT PANEL |
| B.C. | BOTTOM OF CURB |
| BET. | BETWEEN |
| BLDG. | BUILDING |
| BL'K. | BLOCK |
| BOT. | BOTTOM |
| B.R. | BEDROOM |
| B.S.A. | BOARD OF STANDARDS AND APPEALS |
| B.U. | BUILT UP |
| BV | BATH/TOILET VENT |
| CONT. | CONTRACT |
| C. | CARPET |
| C.G. | CORNER GUARD |
| C.I. | CAST IRON |
| CAB. | CABINET |
| CEM. | CEMENT |
| CIND. | CINDER |
| CLG. | CEILING |
| CL. | CLOSET |
| C.L. | CENTER LINE |
| COL. | COLUMN |
| CONC. | CONCRETE |
| CONST. | CONSTRUCTION |
| CONV. | CONVECTOR |
| CONT. | CONTINUOUS |
| CORR. | CORRIDOR |
| C.R. | CLOTHES RACK |
| CS | CORRIDOR SUPPLY |
| C.T. | CERAMIC TILE |
| C.C. | COMMUNICATIONS PANEL |
| C.M.U. | CONCRETE MASONRY UNIT |
| C.J. | CONTROL JOINT |
| CV | CORRIDOR VENT |
| D. | DRYER |
| D.A. | DINING ALCOVE OR DINING AREA |
| DET. | DETAIL |
| DIA. | DIAMETER |
| DIAG. | DIAGONAL |
| DIM. | DIMENSION |
| D.H. | DOUBLE HUNG |
| DN. | DOWN |
| DR. | DRAIN |
| D.R. | DINING ROOM |
| D.W. | DISH WASHER |
| DWG. | DRAWING |
| DF. | DRINKING FOUNTAIN |
| DV | DRYER VENT |
| EA. | EACH |
| ELEC. | ELECTRIC |
| ENGR. | ENGINEER |
| EXH. | EXHAUST |
| EQUIP. | EQUIPMENT |
| EXIST'G. | EXISTING |
| E.J. | EXPANSION JOINT |
| EQ. | EQUAL |
| F. | FOYER |
| F.A.I. | FRESH AIR INTAKE |
| F.B.O. | FURNISHED BY OTHERS |
| FIN. | FINISH |
| FIXT. | FIXTURE |
| FL. | FLOOR |
| F.D. | FLOOR DRAIN |
| FLASH. | FLASHING |
| F.P.S.C. | FIREPROOF SELF-CLOSING |
| F.S.P. | FIRE STANDPIPE |
| FURR. | METAL FURRING |
| F.T. | TERRAZO FRITZ TILE |
| G. | GAS |
| GALV. | GALVANIZED |
| GA. | GAUGE |
| G.B. | GRAB BAR |
| G.C.T. | GLAZED CERAMIC TILE |
| GEN. | GENERAL |
| GL. | GLASS, GLAZING |
| GR. | GRADE |
| GC. | GENERAL CONTRACTOR |
| GWB | GYPSUM WALLBOARD |
| H.CLG | HUNG CEILING |
| H.C. | HOLLOW CORE |
| HT. | HEIGHT |
| H.M. | HOLLOW METAL |
| H.P. | HIGH POINT |
| HORIZ. | HORIZONTAL |
| H.R. | HANDRAIL |
| HR. | HOUR |
| HVAC | HEATING, VENTILATING, AIR CONDITIONING |
| HTG. | HEATING |
| I.N.R. | IMPACT NOISE RATING |
| INSUL. | INSULATION |
| INT. | INTERIOR |
| I.D. | INSIDE DIAMETER |
| INC. | INCLUDING |
| JAN.CL. | JANITOR CLOSET |
| JT. | JOINT |
| K. | KITCHEN, KITCHENETTE |
| KPL. | KICK PLATE |
| LM. | LAMINATED |
| LAV. | LAVATORY |
| L.CL. (L.C.) | LINEN CLOSET |
| LDR. | LEADER |
| L.P. | LOW POINT |
| LT. WT. | LIGHT WEIGHT |
| MACH. | MACHINE |
| MAINT. | MAINTENANCE |
| MAS. | MASONRY |
| MAX. | MAXIMUM |
| MECH. | MECHANICAL |
| M.C. | MEDICINE CABINET |
| MET. | METAL |
| MIN. | MINUMUM |
| MIRR. | MIRROR |
| M.O. | MASONRY OPENING |
| MH | MANHOLE |
| MISC. | MISCELLANEOUS |
| N.I.C. | NOT IN CONTRACT |
| NO. OR # | NUMBER |
| NOM. | NOMINAL |
| N.T.S. | NOT TO SCALE |
| O.C. | ON CENTER |
| O.D. | OUTSIDE DIAMETER |
| OFF. | OFFICE |
| OPNG. (OPG.) | OPENING |
| OPP. | OPPOSITE |
| P. | PAINT |
| PART. | PARTITION |
| PART.E. | PARTITION END |
| PAV'T. | PAVEMENT |
| P.E. | PASSENGER ELEVATOR |
| PERF. | PERFORATED |
| PL./P.L. | PLATE, PROPERTY LINE |
| PLAST. | PLASTER |
| POL. | POLISH |
| PRE. FAB. | PREFABRICATED |
| PLAS. LAM. | PLASTIC LAMINATE |
| PL. | PROTECTION PLATE |
| R. | RISERS, RANGE |
| RAD. | RADIUS |
| R.D. | ROOF DRAIN |
| REF. | REFRIGERATOR, REFERENCE |
| REINF. | REINFORCED |
| REQ'D. | REQUIRED |
| RESIST. | RESISTANT |
| RM. | ROOM |
| S. | SINK |
| SCHED. | SCHEDULED |
| S.E. | SERVICE ELEVATOR |
| SECT. | SECTION |
| SH. | SHOWER |
| SPECS. | SPECIFICATIONS |
| S.T.C. | SOUND TRANSMISSION CLASS |
| STL. | STEEL |
| S.S. | STAINLESS STEEL |
| STOR. | STORAGE |
| STRUC. | STRUCTURAL |
| SIM. | SIMILAR |
| S.O. | SLAB OPENING |
| T. | TREAD |
| T. | TOILET |
| T.A. | TRANSIT AUTHORITY |
| T.C. | TOP OF CURB |
| THK. | THICK |
| T.O. | TRIMMED OPENING |
| T.O.P. | TOP OF PARAPET |
| T.O.S. | TOP OF SLAB |
| T.O.W. | TOP OF WALL |
| TYP. | TYPICAL |
| T.B. | TOWEL BAR |
| T.C.P. | TOP OF CONCRETE PLANK |
| T.X. | TOILET EXHAUST |
| V.C.T. | VINYL COMPOSITION TILE |
| V.C.G. | VINYL CORNER GUARD |
| VENT. | VENTILATION |
| VEST. | VESTIBULE |
| V.W.C. | VINYL WALL COVERING |
| W. | WASHING MACHINE |
| W.H. | WEEP HOLES |
| W/ | WITH |
| W.C. | WATER CLOSET |
| WD. | WOOD |
| W.GL. | WIRE GLASS |
| W.P. | WATERPROOFING |
| W.R.GWB | WATER RESISITANT GYPSUM BOARD |

# SYMBOLS

| SYMBOL | DESCRIPTION |
|---|---|
| 1 (diamond) | PARTITION TYPES |
| W1 | WINDOW TYPES |
| LV1 | LOUVER TYPES |
| A 3BR 2,565 SF | APT. NUMBER, BEDROOMS, SQUARE FOOTAGE |
| 1 / A-4 | SECTION NUMBER / SHEET NUMBER |
| | ELEVATION NUMBER / SHEET NUMBER |
| 1 (circle) | DETAIL NUMBER |
| A.P. | APARTMENT ELECTRICAL PANEL |
| CC | COMMUNICATIONS PANEL |
| TX 1 | TOILET VENT |
| KX 2 | KITCHEN VENT |
| DX 3 | DRYER VENT |
| PCX 1 | PUBLIC CORRIDOR VENT |
| MU 1 | MAKE-UP AIR VENT |
| ST 1 | ROOF DRAIN LEADER |
| | EXIT LIGHT & SIGN |
| S CO | HARDWIRED SMOKE/CARBON MONOXIDE DETECTOR |
| H | HEAT DETECTOR |
| 4-1 | DOOR TYPE |
| | SPRINKLER HEAD |
| | CONCRETE |
| | CEMENT FILL |
| | CONCRETE BLOCK |
| | BRICK |
| | STEEL |
| | CERAMIC TILE |
| | WOOD |
| | PRECAST CONCRETE PLANK |
| | CONTINUOUS TRUSS TYPE MASONRY WALL REINFORCEMENT |
| | VAPOR BARRIER UNDER UNDER CONCRETE SLAB |
| | THERMAFIBER INSULATION |
| | RIGID INSULATION |
| | STEEL WITH SPRAY-ON FIRE PROOFING |

Damian Titus
NYC Buildings
APPROVED
Under Directive 2 of 1975
Date: 03/20/2014:
NYC Development Hub

OWNER:
SNOWPLOW LLC
950 THIRD AVENUE
NEW YORK, NY 10022
TEL.: (212) 486-2000

ARCHITECT OF RECORD:
SLCEArchitects, LLP
841 BROADWAY
NEW YORK, NY 10003
TEL.: 212-979-8400

DESIGN ARCHITECT:
SOM
14 WALL STREET
NEW YORK, NY 10005
TEL.: 212-298-9336

STRUCTURAL ENGINEER:
DESIMONE
18 WEST 18th STREET
NEW YORK, NY 10011
TEL.: 212-532-2211

MEP ENGINEER:
WSP • FLACK+KURTZ
512 SEVENTH AVENUE
NEW YORK, NY 10011
TEL.: 212-532-9600

BUILDING ENVELOPE CONSULTANT:
GMS
GILSANZ MURRAY STEFICEK LLP
129 WEST 27th STREET
NEW YORK, NY 10001
TEL.: 212-254-0030

INTERIOR ARCHITECT:
DANIEL ROMUALDEZ • ARCHITECTS
119 WEST 23rd STREET
NEW YORK, NY 10011
TEL.: 212-989-8429

LIGHTING DESIGNER:
SBLD STUDIO
132 WEST 36th STREET
NEW YORK, NY 10018
TEL.: 212-391-4230

FACADE MAINTENANCE CONSULTANT:
ENTEK ENGINEERING, LLC
166 AMES STREET
HACKENSACK, NJ 07601
TEL.: 201-820-2801

ELEVATOR CONSULTANT:
vda
5 REGENT STREET
LIVINGSTON, NJ 07039
TEL.: 973-994-9220

GEOTECHNICAL CONSULTANT:
LANGAN ENGINEERING
RIVER DRIVE CENTER 1
ELMWOOD PARK, NJ 07407
TEL.: 201-794-6900

| No: | Date: | Revision: |
|---|---|---|
| | 10-10-12 | D.O.B. SUBMITTAL |
| | 04-20-12 | 100% DD |

NORTH ARROW
SCALE

KEY PLAN:

PROJECT:
252 EAST 57th STREET
NEW YORK, NY

TITLE:
NOTES

SEAL & SIGNATURE:
REGISTERED ARCHITECT GLORIA B. GLAS STATE OF NEW YORK 020204

| | |
|---|---|
| SCALE: | AS SHOWN |
| DATE: | 09-02-11 |
| PROJECT No: | 2011-14 |
| FILE No: | 250 EAST 57th STREET |
| DRAWN BY: | |
| CHECKED BY: | |
| DWG. No.: | A-003.00 |

___ OF ___

DEPT OF BLDGS 121328321 Job Number
ES112333007 Scan Code

# DOORWAY REQUIREMENTS

*ICC/ANSI A117.1-2003*

ANSI 404 Doors and Doorways.

ANSI 404.1 General.
Doors to accessible spaces and elements and along accessible routes shall comply with the requirements of ANSI 404.

ANSI 404.2.1 Double-Leaf Doors and Gates.
If doorways have two independently operated door leaves, then at least one leaf shall meet the specifications in ANSI 404.2.2 & 404.2.3. That leaf shall be an active leaf.

ANSI 404.2.2 Clear Width.
Doorways intended for user passage shall have a minimum clear opening of 32 in (815 mm) with the door open 90 degrees, measured between the face of the door and the stop (see Fig. 404.2.2 (a), (b), and (c)). Opening more than 24 in (610mm) in depth shall comply with 404.2.2 (see Fig. 404.2.2 (d)).

ANSI 404.2.3 Maneuvering Clearances at Doors.
Minimum maneuvering clearances at doors that are not automatic shall comply as shown in Fig. 404.2.3.1, 404.2.3.2., and 404.2.3.4. The floor or ground area within the required clearances shall be level and clear.

Fig. 404.2.2
Clear Doorway Width and Depth

Fig. 404.2.3.1
Maneuvering Clearances at Manual Swinging Doors

Fig. 404.2.3.2
Maneuvering Clearances at Sliding and Folding Door

Fig. 404.2.3.4
Maneuvering Clearances at Recessed Doors

ANSI 404.2.4 Thresholds at Doorways.
Thresholds at doorways shall be 1/2 in (13mm) maximum in height. Raised thresholds and changes in level at doorways shall comply with ANSI 302 & 303.

ANSI 404.2.5 Two Doors in Series.
The minimum space between two hinged or pivoted doors in series shall be 48 in (1220 mm) plus the width of any door swinging into the space. The space between the doors shall provide a turning space complying with ANSI 304. (see Fig. 404.2.5)

ANSI 404.2.6 Door Hardware.
Handles, pulls, latches, locks, and other operable parts on accessible doors shall have a shape that is easy to grasp with one hand and does not require tight grasping, pinching, or twisting of the wrist to operate. Operable parts of such hardware shall be 34 inches (865mm) minimum and 48" inches (1220mm) maximum above the floor. Where sliding doors are in fully open position, operating hardware shall be exposed and usable from both sides.

EXCEPTION: Locks used only for security purposes and not used for normal operation are permitted in any location

ANSI 404.2.7 Closing Speed.

ANSI404.2.7.1 Door Closers.
Closers shall be adjusted so that from an open position of 90 degrees, the time required to move the door to an open position of 12 degrees shall be 5 seconds minimum.

ANSI 404.2.7.2 Spring Hinges.
Door spring hinges shall be adjusted so that from the open position of 70 degrees, the door shall move to the closed position in 1.5 seconds minimum.

ANSI 404.2.8 Door-Opening Force.
The maximum force, expressed in pounds-force (lbf) and newtons (N), for pushing or pulling open a door shall be as follows:

(1) Fire doors shall have the minimum opening force allowable by the appropriate administrative authority.

(2) Other doors:
(a) Interior hinged doors: 5.0 lbf (22.2 N)
(b) Sliding and Folding doors: 5.0 lbf (22.2 N)

These forces do not apply to the force required to retract latch bolts or disengage other devices that may hold the door in closed position.

ANSI 404.3 Automatic Doors.
If an automatic door is used, it shall comply with ANSI / BHMA A156.10 listed in ANSI 105.2.4.
Power-assist and low-energy doors shall comply with ANSI / BHMA A156.19 listed in ANSI 105.2.3.

Fig. 404.2.5
Two Doors in a Series

# PARKING REQUIREMENTS

*2008 NYC BUILDING CODE & ICC/ANSI A117.1-2003*

BC1106 Parking and Passenger Loading Facilities

BC1106.1 Required.
Where parking is provided 5% of the total number of parking spaces, but not less than one parking space, shall be accessible parking spaces except as otherwise required by BC1106.2 through 1106.4. Accessible parking spaces shall be designed and constructed in accordance with ANSI 502.

Fig. 502.2 Vehicle Parking Space Size
Fig. 502.4 Parking Space Access Aisle
Fig. 503.3 Passenger Loading Zone Access Aisle

# ELEVATOR REQUIREMENTS

*ICC/ANSI A117.1-2003*

ANSI 407 Elevators.

ANSI 407.1 General.
Elevators shall comply with ANSI 407 and ASME A17.1 listed in ANSI 105.2.5. Elevators shall be passenger elevators as classified by ASME A17.1. Elevator operation shall be automatic.

ANSI 407.2.1 Call Controls.
Elevator call buttons or keypads shall comply with ANSI 407.2.1 & 309.4.

ANSI 407.2.1.1 Height.
Call buttons and keypads shall be located within one of the reach ranges specified in ANSI 308, measured to the centerline of the highest operable part.

ANSI 407.2.1.2 Size.
Call buttons shall be 3/4 inch (19mm) minimum in the smallest dimension.

ANSI 407.2.2 Hall Signals.

ANSI 407.2.2.1 Visible and Audible Signals.
A visible and audible signal shall be provided at eAch hoistway entrance to indicate which car is answering a call and the car's direction of travel.

ANSI 407.2.2.2 Visible Signals.
Visible signals shall have the following features:
(1) Visible signal fixtures shall be centered at 72 inches (1830mm) minimum above the floors.
(2) Visible signal elements shall be 2 1/2 inches (64mm) minimum measured along the vertical centerline of the element
(3) Signals shall be visible from the floor area adjacent to the hall call button.

ANSI 407.2.2.3 Audible Signals.
Audible signals shall sound once for the up direction and twice for the down direction, or shall have verbal annunciators that indicate the direction of travel.

ANSI 407.2.3 Hoistway Signs.

ANSI 407.2.3.1 Floor Designations.
Floor designations shall be provided in tactile characters complying with ANSI 703.3 located on both jambs of elevator hoistway entrances. Tactile charorcters shall be 2 inches (51mm) minimum in height. A tactile star shall be provdided on both jambs at the main entry level.

ANSI 407.3.3 Reopening Device.
Elevator doors shall be provided with a reopening device complying with ANSI 407.3.3 that shall stop and reopen a car door and hoistway door automatically if the door becomes obstructed by an object or person.

ANSI 407.3.3.1 Height.
The reopening device shall be actived by sensing an obstruction passing through the opening at 5 inches (125mm) nominal and 29 inches (735mm) nominal above the floor.

ANSI 407.3.3.2 Contact.
The reopening device shall not require physical contact to be activated, although contact shall be permitted before the door reverses.

ANSI 407.3.3.2 Duration.
The reopening device shall remain effective for 20 seconds minimum.

ANSI 407.3.4 Door and Signal Timing.
The minimum acceptable time from notification that a car is answering a call until the doors of that car start to close shall be calculated from the following equation:

$$T = \frac{D}{1.5\ ft/s} \quad or \quad T = \frac{D}{445\ mm/s} = 5\ seconds\ minimum$$

where T = total time in seconds and D = distance (in feet or millimeters) from the point in the lobby or corridor 60 in. (1525mm) directly in front of the farthest call button controlling the car to the centerline of its hoistway door.

EXCEPTION: For cars with in-car lanterns, T shall be permitted to begin when the signal is visible from the point 60 in. (1525mm) directly in front of the farthest call button and the audible signal is sounded.

ANSI 407.3.5 Door Delay.
The minimum time for elevator doors to remain fully open in response to a car call shall be 3 seconds.

ANSI 407.4 Elevator Car Requirements.

ANSI 407.4.1 Car Dimensions.
Inside dimensions of elevator cars shall comply with Table 407.4.1.

ANSI 407.4.2 Floor Surfaces.
Floor surfaces in elevator cars shall comply with ANSI 302.

ANSI 407.4.3 Platform to Hoistway Clearances. The clearance between the car platform sill and the edge of any hoistway landing shall be in compliance with ASME/ANSI A17.1 listed in ANSI 105.2.5.

ANSI 407.4.4 Leveling.
Each car shall be equipped with a self-leveling feature that will automatically bring and maintain the car at floor landings with a tolerance of 1/2 in (13mm) under rated loading to zero loading conditions.

ANSI 407.4.5 Illumination.
The level of illumination at the car controls, platform, car threshold and car landing sill shall be 5 foot-candles (54 lux) minimum.

ANSI 407.4.6 Elevator Car Controls.

ANSI 407.4.6.1 Location.
Controls shall be located within one of the reach ranges specified in ANSI 308.

ANSI 407.4.6.2 Buttons.
Car control buttons with floor designations shall be raised or flush. Buttons shall be 3/4 in (19mm) minimum in their smallest dimension.

ANSI 407.4.6.4 Emergency Controls.
Emergency controls shall have their centerlines 35 in (890mm) minimum above the floor. Emergency controls, including the emergency alarm, shall be grouped at the bottom of the panel.

ANSI 407.4.7 Designations and Indicators of Car Controls.
Car control buttons shall comply with the following features:

ANSI 407.4.7.1.1 Type.
Control buttons shall be identified by tactile characters complying with ANSI 703.3.

ANSI 407.4.7.1.2 Location.
Tactile character and braille designations shall be placed immediately to the left of the control button to which the designations apply.

ANSI 407.4.7.1.3 Symbols.
The control button for the emergency stop, alarm, door open, door close, main entry floor, and phone, shall be identified with tactile symbols as shown in Table 407.4.7.1.3.

ANSI 407.4.7.1.4 Visible Indicators.
Buttons with floor designations shall be provided with visible indicators to show that a call has been registered. The visible indications shall extinguish when the car arrives at the designated floor.

ANSI 407.4.9 Car Position Indicators.
Audible and visible car position indicators shall be provided in elevator cars.

ANSI 407.4.9.1 Visible Indicators.
Characters shall be 1/2 in (13mm) minimum in height. Indicators shall be located above the car control panel or above the door. As the car passes a floor and when a car stops at a floor served by the elevator, the corresponding character shall illuminate.

ANSI 407.4.9.2 Audible Indicators.
The signal shall be an automatic verbal annunciator that announces the floor at which the car is about to stop. The verbal announcement indicating the floor shall be completed prior to the initiation of the door opening. The verbal annunciator shall be 10 dBA minimum above ambient, but shall not exceed 80 dBA, measured at the annunciator. It shall have a frequency of 300 Hz min. to 3,000 Hz max.

ANSI 407.4.10 Emergency Communications.
Emergency two-way communication systems between the elevator and a point outside the hoistway shall comply with ANSI 407.4.10 and ASME/ANSI A17.1 listed in ANSI 105.2.5. The highest operable part of a two-way communication system shall comply with ANSI 308. Tactile characters complying with ANSI 703.3 and symbols complying with ANSI 407.4.7.1.3 shall be provided adjacent to the device.

Fig. 407.2.1.1 Call Buttons
Fig. 407.2.2.2 Height of Signal
Sect. 407.3.3.1 Reopening Device

NOTE: The automatic door reopening device is activated if an object passes through either line A or line B. Line A and line B represent the vertical locations of the door reopening device not requiring contact.

Fig. 407.4.1
Inside Dimensions of Elevator Cars

Fig. C407.4.6
Elevator Control Panel

Control Height

Fig. 407.2.2.2
Elevator Visible Signals

| Key Function | Description of Tactile Symbol | Tactile Symbol |
|---|---|---|
| Enter or Proceed: | CIRCLE | ○ |
| Clear or Correct: | LEFT ARROW | ⟵ |
| Cancel: | "X" | X |
| Add Value: | PLUS SIGN | + |
| Decrease Value: | MINUS SIGN | – |

Table 707.6.1
Tactile Symbols

ANSI 4.10 Platform Lifts.

ANSI 410.1 General.
Platform lifts shall comply with Section 410 and ASME/ANSI A18.1 listed in ANSI 105.2.6. Platform lifts shall not be attendant operated and shall provide unassisted entry and exit from the lift.

ANSI 410.2 Lift Entry.
Doors and gates shall be low energy power operated doors or gates complying with ANSI 404.3. Doors shall remain open for 20 seconds min. End door clear opening width shall be 32 in. (815 mm) min. Side door clear opening width shall be 42 in. (1065 mm) min. End ramps shall be 32 in. (815 mm) min. in width. Side ramps shall be 42 in. (1065 mm) min. in width.

ANSI 410.4 Platform to Runway Clearance.
The clearance between the platform sill and the edge of any runway landing shall be 1-1/4 in. (32 mm) max.

ANSI 410.5 Clear Floor Space.
Clear floor space of platform lifts shall comply with ANSI 305.

Fig. 410.2.1
Platform Lift Doors and Gates

# GENERAL REQUIREMENTS

*ICC/ANSI A117.1-2003*

Fig. 304.3
Size of Turning Space

Fig. 305.3
Size of Clear Floor Space

Fig. 305.5
Position of Clear Floor Space

Fig. 305.7
Maneuvering Clearance in an Alcove

Fig. 306.3
Toe Clearance

Fig. 306.2
Toe Clearance

Fig. 308.2.1
Unobstructed Forward Reach

Fig. 308.2.2
Unobstructed High Forward Reach

Fig. 308.3.1
Unobstructed Side Reach

Fig. 308.3.2
Obstructed High Side Reach

Fig. 403.5
Clear Width of an Accessible Route

Fig. 403.5.1
Clear Width at Turn

Fig. 602.5
Drinking Fountain Spout Location

Fig. 104.2
Graphic Conventions for Figures

| Convention | Description | Convention | Description |
|---|---|---|---|
| 36 / 916 | Typical dimension line showing U.S. customary units (in inches) above the line and SI units (in millimeters) below | ⇦ | Direction of approach |
| 6 / 150 | Dimension for small measurements | - - - - - - | Boundary of clear floor area |
| 28–36 / 710–915 | Dimension line showing range of with minimum – maximum | —— – —— ℄ | Centerline |

THE DRAWINGS PREPARED FOR THIS PROJECT HAVE BEEN COORDINATED TO COMPLY WITH THE 2008 N.Y.C. BUILDING CODE, FAIR HOUSING ACT, AND ICC ANSI A117.1

# DWELLING UNIT REQUIREMENTS

*2008 NYC BUILDING CODE & ICC/ANSI A117.1-2003*

BC1107 & ANSI Chapter 10 Dwelling Units and Sleeping Units.

**ACCESSIBLE UNITS**

ANSI 1002.1 General – Accessible units shall comply with ANSI 1002.

ANSI 1002.2 Primary Entrance.
The accessible primary entrance shall be on an accessible route from public and common areas. The primary entrance shall not be to a bedroom.

ANSI 1002.3 Accessible Route.
Exterior spaces less than 30 inches (760 mm) in depth or width shall comply with ANSI 1002.3.1, 1002.3.3, 302, and 303.

ANSI 1002.3.1 Location.
At least one accessible route shall connect all spaces and elements that are a part of the unit. Where only one accessible route is provided, it shall not pass through bathrooms and toilet rooms, closets, or similar spaces.

ANSI 1002.3.2 Turning Space.
All rooms served by an accessible route shall provide a turning space complying with ANSI 304.

ANSI 1002.3.3 Components.
Accessible routes shall consist of one or more of the following elements: walking surfaces with a slope not steeper than 1:20, ramps, elevators, and platform lifts.

ANSI 1002.5 Doors and Doorways.
The primary entrance door to the unit, and all other doorways intended for user passage, shall comply with ANSI 404.

ANSI 1002.6 Ramps.
Ramps shall comply with ANSI 405.

ANSI 1002.9 Operable Parts.
Lighting controls, electrical switches and receptacle outlets, environmental controls, appliance controls, operating hardware for operable windows, plumbing fixture controls, and user controls for security or intercom systems shall comply with ANSI 309. Refer to ANSI 1002.9 for listed exceptions.

ANSI 1002.10 Laundry Equipment.
Washing machines and clothes dryers shall comply with ANSI 611.

ANSI 1002.11 Toilet and Bathing Facilities.
Toilet and bathing facilities shall comply with ANSI 603 through 610 (refer to 'BATHROOM REQUIREMENTS' on this sheet).

ANSI 1002.12 Kitchens.
Kitchens shall comply with ANSI 804 (refer to 'KITCHEN REQUIREMENTS' on this sheet). At least one work surface, 30 in. (760 mm) min. for length, shall comply with ANSI 902.

**ADAPTABLE UNITS (TYPE B) R-2 OCCUPANCIES.**

BC1107.2 Design.
Dwelling units and sleeping units which are required to be Accessible Units or Type B units shall comply with this code including Appendix P where applicable, and the applicable provisions of Chapter 10 of ICC A117.1. Type B units in R-2 occupancies shall comply with BC1107.2.1 thru BC1107.2.8.

BC1107.6.2.1.1 Type B Units.
Every dwelling unit and sleeping unit shall be a Type B unit.

ANSI 1004.2 Primary Entrance.
Refer to ANSI 1002.2 on this sheet.

ANSI 1004.3 Accessible Route.
Refer to ANSI 1002.3.1 & 1002.3.3 on this sheet for locations and components. Accessible routes do not require a turning space anywhere within the unit. Refer to ANSI 1004.3 for listed exceptions to locations.

ANSI 1004.4 Walking Surface.
Walking surfaces that are part of an an accessible route shall have a clear width complying with Fig. 403.5.

BC1107.2.1 & BC1105.1.6.1 Type B unit doors and doorways in R-2 occupancy.
Doors and doorways shall comply with ANSI 1003.5. Refer to BC1107.2.1 for listed exceptions.
ANSI 1003.5 Doors and Doorways.
The primary entrance door to the unit, and all other doorways intended for user passage, shall comply with ANSI 404.

ANSI 1004.6 Ramps.
Ramps shall comply with ANSI 405.

BC P102.2 & ANSI 1004.9 Operable Parts.
Refer to ANSI 1002.9 on this sheet. Additional exceptions include controls or switches mounted on appliances and plumbing fixture controls.

BC1007.2.4 Type B unit operable windows in R-2 occupancy.
All operable windows in rooms or spaces in the dwelling unit or sleeping unit shall have operable parts complying with ANSI 309.

EXCEPTION: Compliance with BC1107.2.4 is not required in kitchenettes less than 80 SF (7.2m²) in area and equipped with an accessible mechanical means of ventilation, and in bathrooms equipped with an accessible means of ventilation complying with NYC Mechanical Code.

BC1107.2.8 Laundry Equipment.
Washing machines and clothes dryers shall comply with ANSI 611 and shall be front loading (refer to 'LAUNDRY REQUIREMENTS' on this sheet).

BC1107.2.2 & ANSI 1004.11 Toilet and Bathing Facilities.
Toilet and bathing facilities shall comply with Appendix P of the NYC Building Code, ANSI 1004.11, and FHA (refer to 'BATHROOM REQUIREMENTS' on this sheet).

BC1107.2.3 Kitchens.
Primary kitchens shall comply with the requirements of BC1107.2.3.1 thru BC1107.2.3.4 and ANSI 1003.12 (refer to 'KITCHEN REQUIREMENTS' on this sheet). Secondary kitchens shall comply with ANSI 1004.12.

# KITCHEN REQUIREMENTS

*2008 NYC BUILDING CODE & ICC/ANSI A117.1-2003*

**ACCESSIBLE KITCHENS**

ANSI 804.1 General.
Accessible kitchens and kitchenettes shall comply with ANSI 804.

ANSI 804.2 Clearance.

ANSI 804.2.1 Pass-through Kitchens.
Clearance between all opposing base cabinets, counter tops, appliances, or walls within kitchen work areas shall be 40 in. (1015 mm) min. Pass-through kitchens shall have two entries.

ANSI 804.2.2 U-Shaped Areas.
Clearance between all opposing base cabinets, countertops, appliances, or walls within kitchen work areas shall be 60 in (1525 mm) min.

ANSI 804.3 Work Surface.
Work surfaces shall comply with ANSI 902.

ANSI 804.4 Sinks.
Sinks shall comply with ANSI 606.

ANSI 804.5 Storage.
At least 50 percent of shelf space in cabinets shall comply with ANSI 905.
905.1C – The provisions in this section are the minimum standards necessary to ensure that a storage facility is accessible when required by the administrative authority.

ANSI 804.6 Appliances.

ANSI 804.6.1 Clear Floor Space.
Clear floor space complying with ANSI 305 shall be provided at each kitchen appliance and are permitted to overlap.

ANSI 804.6.2 Operable Parts.
All appliance controls shall comply with ANSI 309.

EXCEPTIONS:
(1) Appliance doors and door latching devices shall not be required to comply with ANSI 309.4
(2) Bottom-hinged appliance doors, when in the open position, shall not be required to comply with ANSI 309.3.

ANSI 804.6.3 Dishwasher.
Provide a clear floor space adjacent to the dishwasher door. The dishwasher door in open position shall not obstruct the clear floor space for dishwasher or adjacent sink.

ANSI 804.6.4 Range or Cooktop.
Provide a clear floor space positioned for a parallel or forward approach. For a forward approach, provide knee and toe clearance complying with ANSI 306. The location of controls shall not require reaching across burners.

ANSI 804.6.5 Oven.
(1) Side-hinged door ovens shall have a work surface complying with ANSI 804.3 positioned adjacent to the latch side of the oven door.
(2) Bottom-hinged door ovens shall have a work surface complying with ANSI 804.3 positioned adjacent to one side of the door.
(3) Ovens shall have controls on the front panels.

ANSI 804.6.6 Refrigerator/Freezer.
Combination refrigerators and freezers shall have at least 50 percent of the freezer compartment shelves, including the bottom of the freezer, 54 in (1370 mm) max above the floor. Provide a clear floor space for a parallel approach to the space dedicated to a refrigerator/freezer. The centerline of the clear floor space shall be offset 24 in. (610 mm) max from the centerline of the dedicated space.

**ADAPTABLE KITCHENS**

ANSI 1003.12 Kitchens.
Primary kitchens shall comply with the requirements of BC1107.2.3.1 thru BC1107.2.3.4 and ANSI 1003.12. Secondary kitchens shall comply with ANSI 1004.12.

ANSI 1003.12..1 Clearance.

ANSI 1003.12.1.1 Minimum Clearance.
Clearance between all opposing base cabinets, counter tops, appliances, or walls within kitchen work areas shall be 40 in. (1015 mm) min.

ANSI 1003.12.1.2 U-Shaped Areas.
Refer to ANSI 804.2.2 on this sheet.

ANSI 1003.12.3 Work Surface.
At least one section of counter shall provide a work surface 30 in. in length and 34 in. max above the floor. Cabinetry shall be permitted under the work surface if it can be removed. A counter that is adjustable to provide a work surface at variable heights, 29 in. min and 36 in. max, without cutting the counter shall be permitted.

ANSI 1003.12.4 Sinks.
Cabinetry shall be permitted to be under sink provided it can be removed. The front of the sink shall be 34 in. max above the floor, unless a counter that is adjustable at variable heights, 29 in. min and 36 in. max, without cutting the counter is provided.

BC1107.2.3.4 Kitchen and kitchenette storage.
Kitchen storage, except overhead cabinets, shall comply with ANSI 1003.12 and 905 (refer to Storage Requirements on this sheet). At least one storage shelf or cabinet shall be mounted 48 in. max. above the work counters.

ANSI 1003.12.5 Storage.
A clear floor space for a parallel or forward approach shall be provided.

ANSI 1003.12.6 Appliances.
Shall comply with ANSI 804.6 on this sheet.

Fig. 804.2.1
Pass-through Kitchen Min. Clearance
(Accessible & Type B Units)

Fig. 804.2.2
U-Shaped Kitchen Min. Clearance
(Accessible & Type B Units)

* 36 min. (915) if part of T-shaped turning space per Section 304.3.2 and 1003.3.2

Fig. 1003.12.3
Work Surface in Kitchen

Fig. 1003.12.4
Kitchen Sink

# HANDRAIL AND GRAB BAR REQUIREMENTS

*2008 NYC BUILDING CODE & ICC/ANSI A117.1-2003*

BC1009.11 & ANSI 505 Handrails.

ANSI 505.1 General.
Handrails required by ANSI 405.8 for ramps, or ANSI 504.6 for stairs, shall comply with ANSI 505.

BC1109.11 & ANSI 505.2 Location.
Handrails shall be provided on both sides of stairs and ramps.

EXCEPTION: One handrail shall be allowed in enclosed exit stairs less than 44 in. (1118mm) that do not serve as an accessible means of egress. Refer to BC1009.11 for additional exceptions.

BC1009.11.4 & ANSI 505.3 Continuity.
Handrails shall be continuous within the full length of each stair flight or ramp run. Inside handrails on switchback or dogleg stairs or ramps shall be continuous between flights or runs. Other handrails shall comply with ANSI 505.10 & 307. Refer to BC1009.11.4 for listed exceptions.

BC1009.11.1 & ANSI 505.4 Height.
Top of gripping surfaces of handrails shall be 34 in. (865 mm) min and 38 in. (965 mm) max vertically above stair nosings, ramp surfaces, and walking surfaces; handrails shall remain at a consistent height.

BC1109.11.6 & ANSI 505.5 Clearance.
Clearance between handrail gripping surface and adjacent surfaces shall be 1-1/2 in. (38 mm) min.

BC1009.11.3 & ANSI 505.7 Cross Section.
Handrails shall have a cross section complying with ANSI 505.7.1 or 505.7.2. Edges shall have a min. radius of 0.01 in (0.25mm).

ANSI 505.7.1 Circular Cross Section.
Handrails with a circular cross section shall have an outside diameter of 1-1/4 in. (32 mm) min and 2 in. (51 mm) max.

ANSI 505.7.2 Noncircular Cross Sections.
Handrails with a noncircular cross section shall have a perimeter dimension of 4 in. (100 mm) min and 6-1/4 in. (160 mm) max, and a cross-section dimension of 2-1/4 in (57 mm) max.

ANSI 505.8 Surfaces.
Handrails, and any wall or other surfaces adjacent to them, shall be free of any sharp or abrasive elements. Edges shall be rounded.

BC1009.11.5 & ANSI 505.10 Handrail Extensions.
Handrails shall extend beyond and in the same direction of stair flights and ramp runs in accordance with ANSI 505.10.

EXCEPTIONS:
(1) Continuous handrails at the inside turn of stairs and ramps.
(2) Extensions not required for handrails in aisles serving seating where handrails are discontinuous.
(3) In alterations, full extensions of handrails shall not be required where such extensions would be hazardous due to plan configuration.

ANSI 505.10.1 Top and Bottom Extension at Ramps.
Ramp handrails shall extend horizontally above the landing 12 in. (305 mm) min beyond the top and bottom of ramp runs. Extensions shall return to a wall, guard, or floor, or shall be continuous to the handrail of an adjacent ramp run.

ANSI 505.10.2 Top Extension at Stairs.
At the top of a stair flight, handrails shall extend horizontally above the landing for 12 in. (305 mm) min beginning directly above the landing nosing. Extensions shall return to a wall, guard, or the landing surface, or shall be continuous to the handrail of an adjacent stair flight.

ANSI 505.10.3 Bottom Extension at Stairs.
At the bottom of a stair flight, handrails shall extend at the slope of the stair flight for a horizontal distance equal to one tread depth beyond the bottom tread nosing. Extensions shall return to a wall, guard, or the landing surface, or shall be continuous to the handrail of an adjacent stair flight.

Fig. 505.5
Handrail Clearance

Fig. 505.7
Handrail Cross Section

Fig. 505.10.1
Top and Bottom Handrail Extensions at Ramps

Fig. 505.10.2
Top Handrail Extensions at Stairs

Fig. 505.10.3
Bottom Handrail Extensions at Stairs

ANSI 609 Grab Bars.

ANSI 609.1 General.
Grab bars in accessible toilet or bathing facilities shall comply with ANSI 609.

ANSI 609.2 Cross Section.
Grab bars shall have a cross section complying with ANSI 609.2.1 or 609.2.2.

ANSI 609.2.1 Circular Cross Section.
Grab bars with a circular cross section shall have an outside diameter of 1-1/4 in. (32 mm) min and 2 in. (51 mm) max.

ANSI 609.2.2 Noncircular Cross Sections.
Grab bars with a noncircular cross section shall have a cross section dimension of 2 in. (51 mm) max, and a perimeter dimension of 4 in. (102 mm) min and 4.8 in. (122 mm) max.

ANSI 609.3 Spacing.
The space between the wall and the grab bar shall be 1 1/2 in. (38 mm). The space between the grab bar and projecting objects below and at the ends of the grab bar shall be 1 1/2 in. (38 mm) min. The space between the grab bar and projecting objects above the grab bar shall be 12 in. (305 mm) min.

EXCEPTIONS:
(1) Space between grab bars and shower controls, shower fittings, and other grab bars shall be permitted to be 1 1/2 in. (38 mm) min.
(2) Swing-up grab bars shall not be required to comply with ANSI 609.3.

ANSI 609.4 Position of Grab Bars.
Grab bars shall be installed in a horizontal position, 33 in. (840 mm) min and 36 in. (915 mm) max above the floor measured to the top of the gripping surface.

EXCEPTIONS:
(1) The lower grab bar on the back wall of a bathtub required by ANSI 607.4.1.1 or 607.4.2.1.
(2) Vertical grab bars required by ANSI 604.5.1, 607.4.1.2.2, 607.4.2.2.2, & 608.3.1.2.

Fig. 609.2
Size of Grab Bars

# LAUNDRY AND STORAGE REQUIREMENTS

*2008 NYC BUILDING CODE & ICC/ANSI A117.1-2003*

ANSI 611 Washing Machines and Clothes Dryers.

BC1007.2.8 Type B unit laundry equipment in R-2 Occupancy.
Where washing machines or clothes dryers are provided within the dwelling unit, it shall comply with ANSI 611 and be front loading (refer to BC1107.2.8 for exception).

ANSI 611.2 Clear Floor Space.
A clear floor space complying with Section 305, positioned for parallel approach, shall be provided centered on the appliance.

ANSI 611.3 Operable Parts.
Operable parts, including doors, lint screens, detergent and bleach compartments, shall comply with ANSI 309.

ANSI 611.4 Height.
Top loading machines shall have the door to the laundry compartment 36 in. (915 mm) max above the floor. Front loading machines shall have the bottom of the opening to the laundry compartment 15 in. (380 mm) min and 34 in. (865 mm) max.

ANSI 905 Storage Facilities

ANSI 905C Storage Facilities.
Storage facilities may include shelves, cabinets, clothes rods, mail boxes, storage lockers, etc.

ANSI 905.1 General.
Accessible storage facilities shall comply with ANSI 905.

ANSI 905.2 Clear Floor Space.
A clear floor space complying with ANSI 305.

ANSI 905.3 Height.
Accessible storage elements shall comply with at least one of the reach ranges specified in ANSI 308.

ANSI 905.4 Operable Parts.
Operable parts of storage facilities shall comply with ANSI 309.

Fig. 611.4
Height of Laundry Equipment

Fig. C905.3
Reach Ranges for Storage

# BATHROOMS REQUIREMENTS

*2008 NYC BUILDING CODE & ICC/ANSI A117.1-2003*

Toilet and Bathing Rooms.

**ACCESSIBLE BATHROOMS**

ANSI 603.1 General.
Accessible toilet and bathing rooms shall comply with ANSI 603.

ANSI 603.2 Clearances.

ANSI 603.2.1 Turning Space.
A turning space complying with ANSI 304 shall be provided within the room.

BC P102.5 & ANSI 603.2.2 Overlap.
Clear floor spaces shall be permitted to overlap.

BC P102.3 & ANSI 603.2.3 Door Swing.
Doors shall not swing into the clear floor space or clearance for any fixture.

EXCEPTION: Where the room is for individual use and clear floor space complying with ANSI 305.3 is provided within the room beyond the arc of the door swing.

BC P102.7 & ANSI 603.3 Mirrors.
Refer to Fig. 606.3 for mounting heights on this sheet.

**ADAPTABLE BATHROOMS**

BC1107.2.2 & ANSI 1004.11.3
Toilet and bathing rooms provided shall comply with either:

(1) Type B unit toilet and bathing facilites – BC (Option 'A' as per ANSI & FHA):
All such toilet and bathing facilities shall comply with Appendix P and ANSI 1004.11.3.1.
FHA: Within each toilet and bathing facility all fixtures in those bathrooms must be usable.

–or–

(2) Type A unit toilet and bathing facilities – BC exception & ANSI:
At least one toilet and bathing facility in the dwelling or sleeping unit is constructed in accordance with requirements of ANSI 1003.11 & 1003.3.2.

ANSI 1003.3.2 Turning Space.
A turning space complying with ANSI 304 shall be provided.

All other toilet and bathing facilities shall comply with ANSI 1004.3, 1004.4, 1004.9 (refer to DWELLING UNIT REQUIREMENTS: ADAPTABLE UNITS on this sheet) and 1004.11.2 (see below).

BC P102.4 & ANSI 1004.11.1 Knee and toe clearance.
Refer to ANSI 603.2.2 & 603.2.3 on this sheet. Clear floor space at fixtures shall be permitted to include knee and toe clearances complying with ANSI 306.

ANSI 1004.11.2 Reinforcements.
Reinforcement shall be provided for future installation of grab bars and shower seats at water closets, bathtubs, and shower compartments.

Water Closets and Toilet Compartments.

**ACCESSIBLE**

ANSI 604.1 General.
Accessible water closets and compartments shall comply with ANSI 604. Compartments containing more than one plumbing fixture shall comply with ANSI 603. Wheelchair accessible compartments shall comply with ANSI 604.8.

ANSI 604.2 Location.
Refer to Fig. 604.3 on this sheet.

ANSI 604.3 Clearance.

ANSI 604.3.1 Size.
Refer to Fig. 604.3 on this sheet.

ANSI 604.3.2 Overlap.
Required clearance around the water closet shall be permitted to overlap the water closet, grab bars, paper dispensers, sanitary napkin receptacles, coat hooks, shelves, accessible routes, clear floor space at other fixtures and the turning space. No other fixtures or obstructions shall be within the required water closet clearance.

ANSI 604.4 Height.
Refer to Fig. 604.5.1 on this sheet.

BC P102.8.3 & ANSI 604.5 Grab Bars.
Refer to Fig. 604.5.1 & Fig. 604.5.2 on this sheet for locations. Grab bars shall comply with ANSI 609. Heights shall comply with ANSI 609.4.

BC P102.8.5 & ANSI 604.6 Flush Controls.
Flush controls shall be hand operated or automatic. Hand operated flush controls shall comply with ANSI 309. Flush controls shall be located on the open side of the water closet.

BC P102.8.6 & ANSI 604.7 Dispensers.
Refer to Fig. 604.7 on this sheet.

**ADAPTABLE**

Location and Clearance.
(1) Type B – BC (Option 'A' – ANSI & FHA): BC P102.8.1, BC P102.8.2, & ANSI 1004.11.3.1.2
Refer to Fig. 1004.11.3.1.2 on this sheet for locations and clearances.
(2) Type A – BC & ANSI: BC1107.2.2 & ANSI 1003.11
Refer to Fig. 1003.11.7 on this sheet for locations and clearances.

BC P102.8.3 Grab Bars.
Same as ACCESSIBLE requirements (refer to BC P102.8.3/ANSI 604.5 on this sheet). Grab bars are not required to be installed where reinforcement is installed for future installation of grab bars.

Flush Controls and Dispensers.
Same as ACCESSIBLE requirements (refer to BC P102.8.5/ANSI 604.6 & BC P102.8.6 / ANSI 604.7 on this sheet).

Fig. 1004.11.3.1.2
Water Closet Location and Clearances
(Type B)

Fig. 1003.11.7
Water Closet Location and Clearances
(Type A)

Fig. 604.3
Size of Clearance for Water Closet at Accessible Bathrooms

Fig. 604.5.1
Side Wall Grab Bar for Water Closet

Fig. 604.5.2
Rear Wall Grab Bar for Water Closet

Fig. 604.7
Dispenser Location

Urinals.

ANSI 605.2 Height.
Refer to Fig. 605.2 on this sheet. Urinals shall be of the stall type or shall be of the wall hung type.

ANSI 605.3 Clear Floor Space.
A clear floor space complying with ANSI 305, positioned for forward approach.

ANSI 605.4 Flush Controls.
Flush controls shall be hand operated, complying with ANSI 309, or automatic.

Fig. 605.2
Height of Urinals

Lavatories and Sinks.

**ACCESSIBLE**

ANSI 606.2 Clear Floor Space.
A clear floor space complying with ANSI 305, positioned for forward approach. Knee and toe clearance complying with Section 306 shall be provided. The dip of the overflow shall not be considered in determining knee and toe clearance.

ANSI 606.3 Height.
Refer to Fig. 606.3 on this sheet..

ANSI 606.4 Faucets.
Faucets shall comply with ANSI 309. Hand-operated metering faucets shall remain open for 10 seconds minimum.

ANSI 606.6 Exposed Pipes and Surfaces.
Water supply and drainpipes under lavatories and sinks shall be insulated or otherwise configured to protect against contact.

ANSI 606.7 Operable Parts.
Operable parts on towel dispensers and hand dryers shall comply with Table 606.7.

**ADAPTABLE**

BC P102.6 Lavatory.
Lavatories shall comply with ANSI 606 (refer to Lavatories and Sinks: ACCESSIBLE section on this sheet). A clear floor space complying with ANSI 305.5, positioned for a parallel approach and centered on the lavatory shall be provided.

Cabinetry shall be permitted under the lavatory:
(1) provided it can be removed without removal or replacement of the lavatory
(2) the finish floor extends under such cabinetry
(3) the walls behind and surrounding cabinetry are finished

Fig. 606.3
Height of Lavatories and Sinks

Bathtubs.

**ACCESSIBLE**

ANSI 607.2 Clearance.
Refer to Fig. 607.2 on this sheet.

ANSI 607.3 Seat.
A permanent seat at the head end of the bathtub or a removable in-tub seat shall be provided. Seats shall comply with ANSI 610.

ANSI 607.4 Grab Bars.
Grab bars shall comply with ANSI 609 and shall be provided in accordance with ANSI 607.4.1 or 607.4.2.

ANSI 607.5 Controls.
Refer to Fig. 607.5 on this sheet.

ANSI 607.6 Hand Shower.
A hand shower with a hose 59 in. (1500 mm) min. in length, that can be used as both a fixed shower head and as a hand shower, shall be provided. The hand shower shall have a control with a nonpositive shut-off feature. An adjustable-height hand shower mounted on a vertical bar shall be installed.

ANSI 607.7 Bathtub Enclosures.
Enclosures for bathtubs shall not obstruct controls or transfer from wheelchairs onto bathtub seats or into bathtubs. Enclosures on bathtubs shall not have tracks installed on the rim of the bathtub.

ANSI 607.8 Water Temperature.
Bathtubs shall deliver water that is 120 degrees F (49 degrees C) max.

**ADAPTABLE**

Bathtub.
Bathtubs shall comply with ANSI 607 (refer to Bathtubs: ACCESSIBLE section on this sheet). Bathtub seats shall not be required.

(1) Type B – B (Option 'A' – ANSI & FHA): BC P102.9.1 & ANSI 1004.11.3.1.3
Refer to Fig. 1004.11.3.1.2 on this sheet for clearances.

(2) Type A – BC & ANSI: BC1107.2.2 & ANSI 1003.11.8
Refer to Fig. 1003.11.8 on this sheet for clearances. Counter tops and cabinetry shall be permitted at the control end of the clearance, provided it can be removed and the floor finish extends under such cabinetry.

Fig. 1004.11.3.1.3
Parallel Approach Bathtub
as per BC P102.9.1
(Type B Bathroom)

Fig. 1003.11.8
Bathroom Clearance
as per BC1107.2.2 exception
(Type A Bathroom)

Fig. 607.2
Clearance for Bathtubs
at Accessible Bathrooms

Fig. 607.5
Location of Bathtub
Controls

Fig. 607.4.2
Grab Bars for Bathtubs
without Permanent Seats

Fig. 607.4.1
Grab Bars for Bathtubs
with Permanent Seats

Shower Compartments.

**ACCESSIBLE**

ANSI 608.2 Size and Clearances.

ANSI 608.2.1 Transfer-Type Shower Compartments.
Refer to Fig. 608.2.1 on this sheet.

ANSI 608.2.2 Standard Roll-in-Type Shower Compartments.
Refer to Fig. 608.2.2 on this sheet.

ANSI 608.2.3 Alternate Roll-in-Type Shower Compartments.
Refer to Fig. 608.2.3 on this sheet.

ANSI 608.3 Grab Bars.
Refer to Fig. 608.3.1, Fig. 608.3.2, and Fig. 608.3.3 on this sheet. Grab bars shall comply with ANSI 609.

ANSI 608.4 Seats.
A folding or non-folding seat shall be provided in transfer-type shower compartments. A seat shall be provided in an alternate roll-in-type shower compartment. In standard and alternate roll-in-type showers where a seat is provided, if the seat extends over the min. clear inside dimension required by ANSI 608.2.2 or 608.2.3, the seat shall be a folding seat. Seats shall comply with ANSI 610.

ANSI 608.5 Controls and Hand Showers.

ANSI 608.5.1 Transfer-Type Shower Compartments.
Refer to Fig. 608.5.1 on this sheet.

ANSI 608.5.2 Standard Roll-in-Type Shower Compartments.
Refer to Fig. 608.5.2 on this sheet.

ANSI 608.5.3 Alternate Roll-in-Type Shower Compartments.
Refer to Fig. 608.5.3 on this sheet.

ANSI 608.6 Hand Showers.
A hand shower with a hose 59 in (1500 mm) min in length shall be provided.

ANSI 608.7 Thresholds.
Thresholds in roll-in-type shower compartments shall be 1/2 in. (13 mm) max in height in accordance with ANSI 303. In transfer-type shower compartments, thresholds 1/2 in. (13 mm) max in height shall be beveled, rounded, or vertical.

ANSI 608.8 Shower Enclosures.
Enclosures for shower compartments shall not obstruct controls or transfer from wheelchairs onto shower seats.

**ADAPTABLE**

BC P102.9.2 Shower.
Showers shall comply with ANSI 608 (refer to Shower Compartments: ACCESSIBLE section on this sheet).

BC P102.9.2.1 Grab bars and seats.
Grab bars and seats for showers shall comply with ANSI 609 & 610 Grab bars and seats for showers are not required to be installed where reinforcement is provided for future installation.

NOTE: Inside finished dimensions measured at the center points of opposing sides

Fig. 608.2.1
Transfer-Type Shower
Compartment Size
and Clearance

Fig. 608.2.2
Standard Roll-in-Type
Shower Compartment
Size and Clearances

Fig. 608.2.3
Alternate Roll-In Type
Shower Compartment
Size and Clearance

Damian Titus
Buildings
APPROVED
Under Directive 2 of 1975
Date: 03/20/2014
NYC Development Hub

Fig. 608.3.1
Grab Bars in Transfer-Type Showers

Fig. 608.3.2
Grab Bars in Standard Roll-in-Type Showers

Fig. 608.3.3
Grab Bars in Alternate Roll-in-Type Showers

Fig. 608.5.1
Transfer-Type
Shower Controls and
Handshowers Location

Fig. 608.5.2
Standard Roll-in-Type
Shower Control and
Handshower Location

Fig. 608.5.3
Alternate Roll-in-Type
ShowerControl and
Handshower Location

OWNER:
SNOWPLOW LLC
950 THIRD AVENUE
NEW YORK, NY 10022
TEL.: (212) 486-2000

ARCHITECT OF RECORD:
SLCE*Architects, LLP*
841 BROADWAY
NEW YORK, NY 10003
TEL.: 212-979-8400

DESIGN ARCHITECT:
SOM
14 WALL STREET
NEW YORK, NY 10005
TEL.: 212-298-9336

STRUCTURAL ENGINEER:
DESIMONE
18 WEST 18th STREET
NEW YORK, NY 10011
TEL.: 212-532-2211

MEP ENGINEER:
WSP • FLACK+KURTZ
512 SEVENTH AVENUE
NEW YORK, NY 10011
TEL.: 212-532-9600

BUILDING ENVELOPE CONSULTANT:
GMS
GILSANZ MURRAY STEFICEK LLP
129 WEST 27th STREET
NEW YORK, NY 10001
TEL.: 212-254-0030

INTERIOR ARCHITECT:
DANIEL ROMUALDEZ • ARCHITECTS
119 WEST 23rd STREET
NEW YORK, NY 10011
TEL.: 212-989-8429

LIGHTING DESIGNER:
SBLD STUDIO
132 WEST 36th STREET
NEW YORK, NY 10018
TEL.: 212-391-4230

FACADE MAINTENANCE CONSULTANT:
ENTEK ENGINEERING, LLC
166 AMES STREET
HACKENSACK, NJ 07601
TEL.: 201-820-2801

ELEVATOR CONSULTANT:
vda
5 REGENT STREET
LIVINGSTON, NJ 07039
TEL.: 973-994-9220

GEOTECHNICAL CONSULTANT:
LANGAN ENGINEERING
RIVER DRIVE CENTER 1
ELMWOOD PARK, NJ 07407
TEL.: 201-794-6900

| No: | Date: | Revision: |
|---|---|---|
| | 10-10-12 | D.O.B. SUBMITTAL |
| | 04-20-12 | 100% DD |

NORTH ARROW | SCALE

KEY PLAN:

PROJECT:
252 EAST 57th STREET
NEW YORK, NY

TITLE:
2003 ICC/ANSI A117.1
2008 THE CITY OF NEW YORK BUILDING CODE
ACCESSIBILITY & ADAPTABILITY
REQUIREMENTS

SEAL & SIGNATURE:
REGISTERED ARCHITECT GLORIA B. GLAS 020204 STATE OF NEW YORK

| | |
|---|---|
| SCALE: | AS SHOWN |
| DATE: | 09-02-11 |
| PROJECT No: | 2011-14 |
| FILE No: | 250 EAST 57th STREET |
| DRAWN BY: | |
| CHECKED BY: | |
| DWG. No.: | A-004.00 |

____ OF ____

F:\250 East 57th (2011-14)\DRAWINGS\2012-10-10 DOB\250E57_A-004_ACCESSIBILITY.dwg 10/11/12 - 11:09am

# SURVEY

BLOCK: 1330
LOT: 13
TOTAL LOT AREA:
SQ. FT.: 62759.50
ACRES: 1.4408

## ARCHITECTURAL SURVEY

TITLE NO.

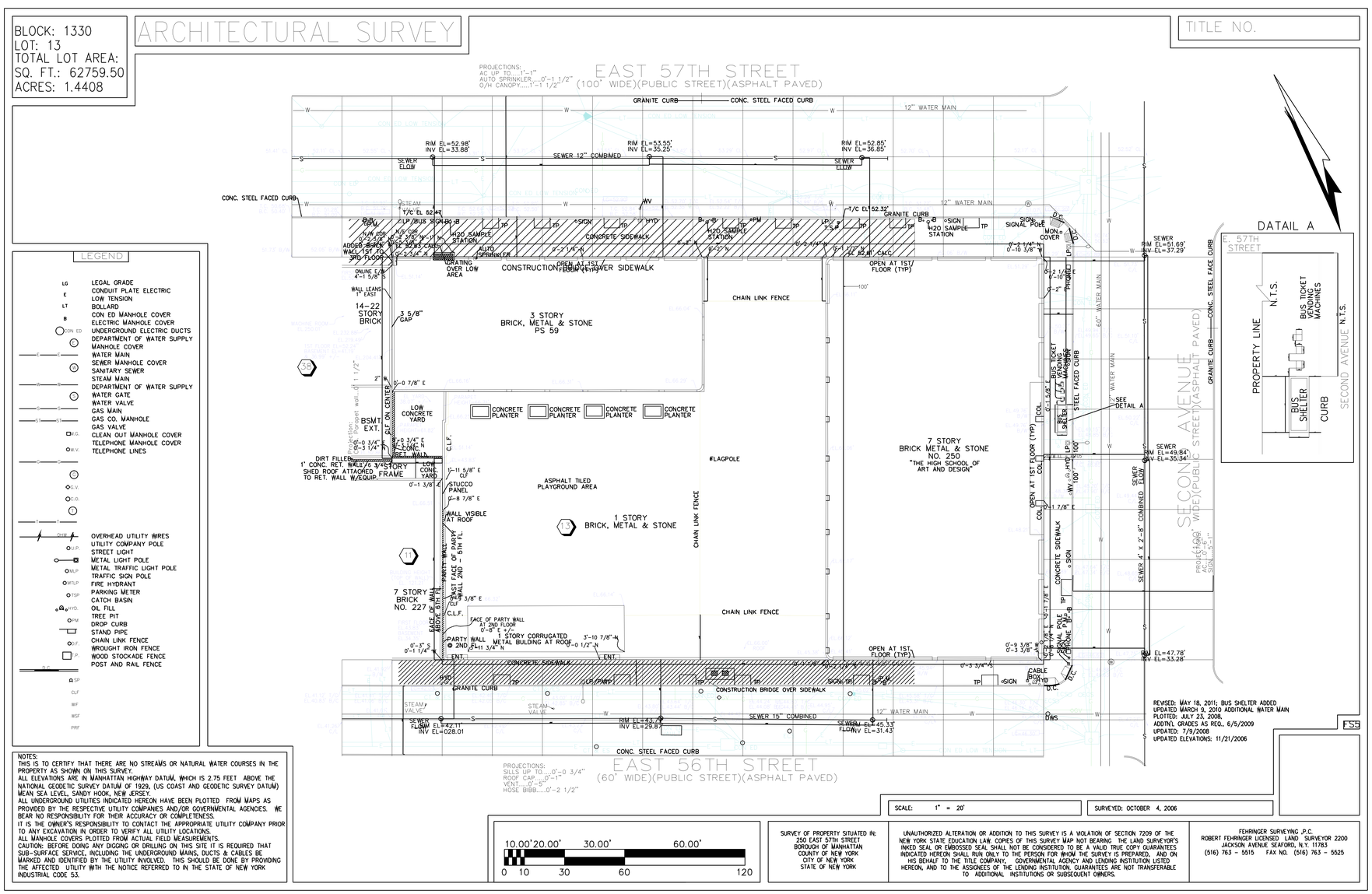


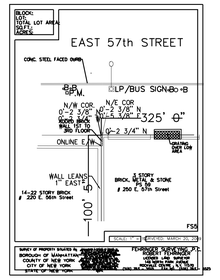


LEGEND

| | |
|---|---|
| LG | LEGAL GRADE |
| E | CONDUIT PLATE ELECTRIC |
| LT | LOW TENSION |
| B | BOLLARD |
| CON. ED | CON ED MANHOLE COVER |
| | ELECTRIC MANHOLE COVER |
| | UNDERGROUND ELECTRIC DUCTS |
| D | DEPARTMENT OF WATER SUPPLY MANHOLE COVER |
| | WATER MAIN |
| S | SEWER MANHOLE COVER |
| | SANITARY SEWER |
| | STEAM MAIN |
| | DEPARTMENT OF WATER SUPPLY WATER GATE |
| | WATER VALVE |
| | GAS MAIN |
| | GAS CO. MANHOLE |
| | GAS VALVE |
| C.O. | CLEAN OUT MANHOLE COVER |
| T.V. | TELEPHONE MANHOLE COVER |
| | TELEPHONE LINES |
| | OVERHEAD UTILITY WIRES |
| U.P. | UTILITY COMPANY POLE |
| | STREET LIGHT |
| M.L.P. | METAL LIGHT POLE |
| T.S.P. | METAL TRAFFIC LIGHT POLE |
| F.H. | TRAFFIC SIGN POLE |
| P.M. | FIRE HYDRANT |
| | PARKING METER |
| | CATCH BASIN |
| | OIL FILL |
| | TREE PIT |
| | DROP CURB |
| | STAND PIPE |
| | CHAIN LINK FENCE |
| | WROUGHT IRON FENCE |
| | WOOD STOCKADE FENCE |
| | POST AND RAIL FENCE |

NOTES:
THIS IS TO CERTIFY THAT THERE ARE NO STREAMS OR NATURAL WATER COURSES IN THE PROPERTY AS SHOWN ON THIS SURVEY.
ALL ELEVATIONS ARE IN MANHATTAN HIGHWAY DATUM, WHICH IS 2.75 FEET ABOVE THE NATIONAL GEODETIC SURVEY DATUM OF 1929, (US COAST AND GEODETIC SURVEY DATUM) MEAN SEA LEVEL, SANDY HOOK, NEW JERSEY.
ALL UNDERGROUND UTILITIES INDICATED HEREON HAVE BEEN PLOTTED FROM MAPS AS PROVIDED BY THE RESPECTIVE UTILITY COMPANIES AND/OR GOVERNMENTAL AGENCIES. WE BEAR NO RESPONSIBILITY FOR THEIR ACCURACY OR COMPLETENESS.
IT IS THE OWNER'S RESPONSIBILITY TO CONTACT THE APPROPRIATE UTILITY COMPANY PRIOR TO ANY EXCAVATION IN ORDER TO VERIFY ALL UTILITY LOCATIONS.
ALL MANHOLE COVERS PLOTTED FROM ACTUAL FIELD MEASUREMENTS.
CAUTION: BEFORE DOING ANY DIGGING OR DRILLING ON THIS SITE IT IS REQUIRED THAT SUB-SURFACE SERVICE, INCLUDING THE UNDERGROUND MAINS, DUCTS & CABLES BE MARKED AND IDENTIFIED BY THE UTILITY INVOLVED. THIS SHOULD BE DONE BY PROVIDING THE AFFECTED UTILITY WITH THE NOTICE REFERRED TO IN THE STATE OF NEW YORK INDUSTRIAL CODE 53.

10.00' 20.00' 30.00' 60.00'
0 10 30 60 120

SCALE: 1" = 20'

SURVEYED: OCTOBER 4, 2006

SURVEY OF PROPERTY SITUATED IN:
250 EAST 57th STREET
BOROUGH OF MANHATTAN
COUNTY OF NEW YORK
CITY OF NEW YORK
STATE OF NEW YORK

UNAUTHORIZED ALTERATION OR ADDITION TO THIS SURVEY IS A VIOLATION OF SECTION 7209 OF THE NEW YORK STATE EDUCATION LAW. COPIES OF THIS SURVEY MAP NOT BEARING THE LAND SURVEYOR'S INKED SEAL OR EMBOSSED SEAL SHALL NOT BE CONSIDERED TO BE A VALID TRUE COPY GUARANTEES INDICATED HEREON SHALL RUN ONLY TO THE PERSON FOR WHOM THE SURVEY IS PREPARED, AND ON HIS BEHALF TO THE TITLE COMPANY, GOVERNMENTAL AGENCY AND LENDING INSTITUTION LISTED HEREON, AND TO THE ASSIGNEES OF THE LENDING INSTITUTION. GUARANTEES ARE NOT TRANSFERABLE TO ADDITIONAL INSTITUTIONS OR SUBSEQUENT OWNERS.

FEHRINGER SURVEYING, P.C.
ROBERT FEHRINGER LICENSED LAND SURVEYOR 2200
JACKSON AVENUE SEAFORD, N.Y. 11783
(516) 763 - 5515 FAX NO. (516) 763 - 5525

Damian Titus
NYC Buildings
APPROVED
Under Directive 2 of 1975
Date: 03/20/2014:
NYC Development Hub

OWNER:
SNOWPLOW LLC
950 THIRD AVENUE
NEW YORK, NY 10022
TEL.: (212) 486-2000

ARCHITECT OF RECORD:
SLCE*Architects, LLP*
841 BROADWAY
NEW YORK, NY 10003
TEL.: 212-979-8400

DESIGN ARCHITECT:
SOM
14 WALL STREET
NEW YORK, NY 10005
TEL.: 212-298-9336

STRUCTURAL ENGINEER:
DESIMONE
18 WEST 18th STREET
NEW YORK, NY 10011
TEL.: 212-532-2211

MEP ENGINEER:
WSP • FLACK+KURTZ
512 SEVENTH AVENUE
NEW YORK, NY 10011
TEL.: 212-532-9600

BUILDING ENVELOPE CONSULTANT:
GS5
GILSANZ MURRAY STEFICEK LLP
129 WEST 27th STREET
NEW YORK, NY 10001
TEL.: 212-254-0030

INTERIOR ARCHITECT:
DANIEL ROMUALDEZ • ARCHITECTS
119 WEST 23rd STREET
NEW YORK, NY 10011
TEL.: 212-989-8429

LIGHTING DESIGNER:
SBLD STUDIO
132 WEST 36th STREET
NEW YORK, NY 10018
TEL.: 212-391-4230

FACADE MAINTENANCE CONSULTANT:
ENTEK ENGINEERING, LLC
166 AMES STREET
HACKENSACK, NJ 07601
TEL.: 201-820-2801

ELEVATOR CONSULTANT:
vda
5 REGENT STREET
LIVINGSTON, NJ 07039
TEL.: 973-994-9220

GEOTECHNICAL CONSULTANT:
LANGAN ENGINEERING
RIVER DRIVE CENTER 1
ELMWOOD PARK, NJ 07407
TEL.: 201-794-6900

| No: | Date: | Revision: |
|---|---|---|
| | 10-10-12 | D.O.B. SUBMITTAL |
| | 04-20-12 | 100% DD |

NORTH ARROW: N
SCALE:

KEY PLAN:

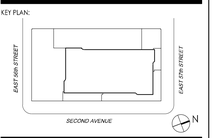


PROJECT:
252 EAST 57th STREET
NEW YORK, NY

TITLE:
SURVEY

SEAL & SIGNATURE:
REGISTERED ARCHITECT
DOROTHEA B. GILES
STATE OF NEW YORK
02020

| | |
|---|---|
| SCALE: | AS SHOWN |
| DATE: | 09-02-11 |
| PROJECT No: | 2011-14 |
| FILE No: | 250 EAST 57th STREET |
| DRAWN BY: | |
| CHECKED BY: | |
| DWG. No.: | A-011 |
| | OF |

DEPT OF BLDGS 121328321 Job Number

ES701683552 Scan Code

# LANGAN
ENGINEERING & ENVIRONMENTAL SERVICES

Log of Boring LB-2 — Sheet 1 of 2

| | |
|---|---|
| Project | 250 E. 57th Street Development (P.S. No. 59) |
| Project No. | 9146601 |
| Location | New York, NY (Manhattan) |
| Elevation and Datum | Approx. el 53.3 (MBPD) |
| Drilling Agency | ADT |
| Date Started / Date Finished | 8/18/06 / 8/21/06 |
| Drilling Equipment | CME 45 |
| Completion Depth / Rock Depth | 43 ft / 33 ft |
| Size and Type of Bit | 2 7/8" / 3 7/8" Tricone Roller Bit |
| Number of Samples | Disturbed 7, Undisturbed —, Core 5 |
| Casing Diameter (in) | 4" |
| Casing Hammer | Automatic, Weight (lbs) 140, Drop (in) 30 |
| Drilling Foreman | John Campbell |
| Sampler | 2 " OD Split Spoon |
| Inspecting Engineer | Atish Lanewala |
| Sampler Hammer | Safety, Weight (lbs) 140, Drop (in) 30 |

| Elev. (ft) | NYC Bldg. Code | Sample Description | Depth | Sample (Number / Type / Recov. / Penetr. resist BL/6in) | N-Value | Remarks |
|---|---|---|---|---|---|---|
| +53.3 / +52.7 | | CONCRETE (7") | 0 | | | |
| | Class 7 | Gray-Brown c-f SAND, little m-f Gravel, trace Silt, trace Brick fragments, trace glass (wet) [FILL] | 1–3 | S1 / SS / 8 / 20 30 29 14 | | Drill to 1'. |
| | | Brown m-f SAND, little Silt, trace f Gravel, trace Mica (wet) [FILL] | 3–5 | S2 / SS / 15 / 18 14 35 43 | 49 | Drill to 3'. |
| | | Brown-Gray m-c SAND, little f Gravel, trace Brick fragments (wet) [FILL] | 5–7 | S3 / SS / 6 / 15 12 12 12 | 24 | Drive casing to 5'. Drill to 5'. |
| | | Brown m-f SAND, some clayey Silt, trace Mica (wet) [FILL] | 7–9 | S4 / SS / 8 / 20 12 31 32 | 43 | |
| +44.3 | Class 3a | Brown m-f SAND, little Silt, trace f Gravel | 9–11 | S5 / SS / 9 / 12 12 11 15 | 23 | Drive casing to 9'. Drill to 9'. Drill to 15'. |
| | | Brown m SAND, little Silt, trace Mica (moist) | 15–17 | S6 / SS / 20 / 8 16 22 33 | 38 | Drill to 20'. |
| +35.3 | Class 1d | Highly fractured MICA SCHIST rock | 18–20 | Run #1 NX CORE | | Roller bit refusal at 18'. |

Log of Boring LB-2 — Sheet 2 of 2

Project 250 E. 57th Street Development (P.S. No. 59); Project No. 9146601; Location New York, NY (Manhattan); Elevation and Datum Approx. el 53.3 (MBPD)

| Elev. (ft) | NYC Bldg. Code | Sample Description | Depth | Sample Data | N-Value | Remarks |
|---|---|---|---|---|---|---|
| | Class 1d | Highly fractured MICA SCHIST rock | 20–25 | Run #1 NX CORE REC=12"/60"=20% RQD=5"/60"=8% | | |
| | | | 23–28 | Run #2 NX CORE REC=15"/60"=25% RQD=4.5"/60"=8% | | Due to refusal of roller bit it was assumed that bedrock was encountered . However, only 1' of mica schist was recovered from the coring process. |
| | | Highly fractured MICA SCHIST rock | 28–32 | Run #3 NX CORE REC=8"/48"=17% RQD=0"/48"=0% | | Due to the 1' recovery of mica schist from the previous core run it was assumed that bedrock was encountered at 27'. However, only 6" of mica schist was recovered from this core run. |
| +21.3 | Class 1d | Gray decomposed MICA SCHIST | 32 | S7 / SS / 1 / 50/2" | Refusal | Hole collapsed over night. Drive casing to 15' and redrill hole to 32'. 3" casing installed in hole to a depth of 32'. Drill to 33'. Roller bot refusal at 33'. |
| +20.3 | Class 1b | Gray MICA SCHIST | 33–38 | Run #4 NX CORE REC=60"/60"=100% RQD=42.5"/60"=71% | | NYC Building Code 1-65 ; Modified NYC Building Code 2-65 |
| +15.3 | Class 1a | Gray MICA SCHIST | 38–43 | Run #5 NX CORE REC=60"/60"=100% RQD=58"/60"=97% | | |
| +10.3 | | End of borehole at 43'. | 43 | | | Borehole backfilled with cuttings and hole plug and patched with cement mortar upon completion. |

Log of Boring LB-3 — Sheet 1 of 1

| | |
|---|---|
| Project | 250 E. 57th Street Development (P.S. No. 59) |
| Project No. | 9146601 |
| Location | New York, NY (Manhattan) |
| Elevation and Datum | Approx. el 50.53 (MBPD) |
| Drilling Agency | ADT |
| Date Started / Date Finished | 8/22/06 / 8/22/06 |
| Drilling Equipment | CME 45 |
| Completion Depth / Rock Depth | 17 ft / 7 ft |
| Size and Type of Bit | 2 7/8" / 3 7/8" Tricone Roller Bit |
| Number of Samples | Disturbed 3, Core 2 |
| Casing Diameter (in) | 4" |
| Casing Hammer | Automatic, Weight (lbs) 140, Drop (in) 30 |
| Drilling Foreman | Jonh Campbell |
| Sampler | 2 " OD Split Spoon |
| Inspecting Engineer | Atish Lanewala |
| Sampler Hammer | Safety, Weight (lbs) 140, Drop (in) 30 |

| Elev. (ft) | NYC Bldg. Code | Sample Description | Depth | Sample Data | N-Value | Remarks |
|---|---|---|---|---|---|---|
| +50.5 / +50.0 | | CONCRETE (6") | 0 | | | |
| | Class 7 | Brown c-f SAND,some m-f Gravel, trace Silt, trace Mica (wet) [FILL] | 1–3 | S1 / SS / 8 / 13 37 39 28 | | Drill to 1'. |
| | | Brown to Gray c-f SAND, some m-f Gravel, trace Silt, trace Mica (wet) [FILL] | 4–5 | S2 / SS / 6 / 30 50/2" | Refusal | Drill to 3'. Boulder from 3' to 4'. Drill to 4'. |
| | | Gray c-f SAND, some m-f Gravel, trace Mica (wet) [FILL] | 6 | S3 / SS / 2 / 50/2" | Refusal | Drill to 6'. Drill to 7'. Very hard drilling from 6' to 7'. Roller bit refusal at 7'. |
| +43.5 | Class 1a | Gray MICA SCHIST | 7–12 | Run #1 NX CORE REC=60"/60"=100% RQD=57"/60"=95% | | |
| | | Gray MICA SCHIST | 12–17 | Run #2 NX CORE REC=60"/60"=100% RQD=55"/60"=92% | | |
| +33.5 | | End of borehole at 17'. | 17 | | | Borehole backfilled with cuttings and hole plug and patched with cement mortar upon completion. |

Log of Boring LB-4 — Sheet 1 of 2

| | |
|---|---|
| Project | 250 E. 57th Street Development (P.S. No. 59) |
| Project No. | 9146601 |
| Location | New York, NY (Manhattan) |
| Elevation and Datum | Approx. el 47.82 (MBPD) |
| Drilling Agency | ADT |
| Date Started / Date Finished | 8/22/06 / 8/22/06 |
| Drilling Equipment | CME 45 |
| Completion Depth / Rock Depth | 33 ft / 23 ft |
| Size and Type of Bit | 2 7/8" / 3 7/8" Tricone Roller Bit |
| Number of Samples | Disturbed 7, Core 2 |
| Casing Diameter (in) | 4" |
| Casing Hammer | Automatic, Weight (lbs) 140, Drop (in) 30 |
| Drilling Foreman | John Campbell |
| Sampler | 2" OD Split Spoon |
| Inspecting Engineer | Atish Lanewala |
| Sampler Hammer | Safety, Weight (lbs) 140, Drop (in) 30 |

| Elev. (ft) | NYC Bldg. Code | Sample Description | Depth | Sample Data | N-Value | Remarks |
|---|---|---|---|---|---|---|
| +47.8 / +47.3 | | CONCRETE (6") | 0 | | | |
| | Class 7 | Brown-Gray c-f SAND, some m-f Gravel, little Concrete fragments, trace Silt (wet) [FILL] | 1–2 | S1 / SS / 5 / 27 50/3" | Refusal | Drill to 1'. |
| | | | 3–5 | | | Drill to 3'.Very hard drilling. Boulder from 3' to 4.5'. Drill to 5'. |
| | | Reddish Brown m-f SAND, trace Silt, trace Mica (wet) [FILL] | 5–7 | S2 / SS / 6 / 1 1 1 1 | 2 | Drive casing to 5'. |
| +40.8 | Class 3a | Brown m-f SAND, little m-f Gravel, trace Silt (wet) | 7–9 | S3 / SS / 10 / 9 12 15 20 | 27 | |
| | | Brown c-f SAND, some m-f Gravel, trace Silt (wet) | 9–11 | S4 / SS / 12 / 17 30 42 48 | | Drive casing to 9'.Drill to 9'. Drive casing to 15'. Drill to 15'. |
| | | No Recovery | 15–17 | S5 / SS / 0 / 18 42 46 38 | | |
| | | Brown c-f SAND, some m-f Gravel, trace Silt (wet) | 17 | S6 / SS / 3 / 50/4" | Refusal | Drive casing to 20'. Drill to 20'. |
| +27.8 | | | 20 | | | |

Log of Boring LB-4 — Sheet 2 of 2

Project 250 E. 57th Street Development (P.S. No. 59); Project No. 9146601; Location New York, NY (Manhattan); Elevation and Datum Approx. el 47.82 (MBPD)

| Elev. (ft) | NYC Bldg. Code | Sample Description | Depth | Sample Data | N-Value | Remarks |
|---|---|---|---|---|---|---|
| | Class 1d | Gray-Green Decomposed MICA SCHIST, little c-f Sand, trace Silt (wet) | 20 | S7 / SS / 4 / 50/5" | Refusal | Drill to 25'. Roller bit refusal at 23'. |
| +24.8 | Class 1b | Gray MICA SCHIST | 23–28 | Run #1 NX CORE REC=46"/60"=77% RQD=30"/60"=50% | | |
| +19.8 | Class 1a | Gray MICA SCHIST | 28–33 | Run #2 NX CORE REC=60"/60"=100% RQD=59"/60"=98% | | |
| +14.8 | | End of borehole at 33'. | 33 | | | Borehole backfilled with cuttings and hole plug and patched with cement mortar upon completion. |

Log of Boring LB-5 — Sheet 1 of 1

| | |
|---|---|
| Project | 250 E. 57th Street Development (P.S. No. 59) |
| Project No. | 9146601 |
| Location | New York, NY (Manhattan) |
| Elevation and Datum | Approx. el 45.74 (MBPD) |
| Drilling Agency | ADT |
| Date Started / Date Finished | 8/17/06 / 8/17/06 |
| Drilling Equipment | CME 45 |
| Completion Depth / Rock Depth | 13 ft / 3 ft |
| Size and Type of Bit | 2 7/8" / 3 7/8" Tricone Roller Bit |
| Number of Samples | Disturbed 1, Core 2 |
| Casing Diameter (in) | 4" |
| Casing Hammer | Automatic, Weight (lbs) 140, Drop (in) 30 |
| Drilling Foreman | John Campbell |
| Sampler | 2 " OD Split Spoon |
| Inspecting Engineer | Atish Lanewala |
| Sampler Hammer | Safety, Weight (lbs) 140, Drop (in) 30 |

| Elev. (ft) | NYC Bldg. Code | Sample Description | Depth | Sample Data | N-Value | Remarks |
|---|---|---|---|---|---|---|
| +45.7 / +45.2 | | CONCRETE (6") | 0 | | | |
| | Class 7 | Gray-Black c-f SAND, some m-f Gravel, trace Brick fragments (wet) [FILL] | 1–2 | S1 / SS / 2 / 50/2" | Refusal | Drill to 1'. |
| +42.7 | Class 1b | Gray MICA-SCHIST | 3–8 | Run #1 NX CORE REC=60"/60"=100% RQD=46.5"/60"=78% | | Very hard drilling from 2' to 3'. Roller bit refusal at 3'. NYC Building Code 1-65; Modified NYC Building Code 2-65 |
| +37.7 | Class 1b | Gray MICA-SCHIST | 8–13 | Run #2 NX CORE REC=51"/60"=85% RQD=39"/60"=65% | | |
| +32.7 | | End of Borehole at 13' | 13 | | | Borehole backfilled with cuttings and hole plug upon completion and patched with cement mortar. |

G:\DATA6\9146601\ENGINEERING DATA\GEOTECHNICAL\GINTLOGS\9146601 GEOTECHNICAL REPORT (11-07-08) 4 APPDX A - BORING LOGS (LB-07, LB-08, LB-09).GPJ 5/15/2009 1:17:35 PM Report: Log - LANGAN Template: TEMPLATE.GDT

**NOTES**

1. EXISTING CONDITIONS AS SHOWN ARE FROM THE DRAWING ENTITLED "BASEMENT PLAN" DATED DECEMBER 2, 1957 PREPARED BY KAHN & JACOBS AND WILLIAMS LESCAZE ARCHITECTS.
2. PROPOSED SUB-CELLAR 2 FLOOR PLANS FOR PHASE I DEVELOPMENT TAKEN FROM THE DRAWING ENTITLED "SUB-CELLAR 2 PLAN" DATED APRIL 20, 2009 PREPARED BY SKIDMORE, OWINGS & MERILL.
3. BORINGS LB-1 THROUGH LB-6 WERE DRILLED BY AQUIFER DRILLING & TESTING, INC. BETWEEN AUGUST 16, 2006 AND AUGUST 22, 2006 UNDER FULL TIME OBSERVATION OF LANGAN.
4. BORING LB-7 AND LB-8 WERE DRILLED BY WARREN GEORGE, INC. BETWEEN FEBRUARY 17, 2007 AND FEBRUARY 25, 2007 UNDER FULL TIME OBSERVATION OF LANGAN.
5. BORING LB-9 WAS DRILLED BY AQUIFER DRILLING & TESTING, INC. BETWEEN DECEMBER 27, 2006 AND JANUARY 21, 2007 UNDER FULL TIME OBSERVATION OF LANGAN.
6. BORINGS LB-10 THROUGH LB-12 WERE DRILLED BY WARREN GEORGE, INC. BETWEEN SEPTEMBER 9, 2008 AND OCTOBER 15, 2008 UNDER FULL TIME OBSERVATION OF LANGAN.
7. FOR DETAILED DESCRIPTION OF SUBSURFACE CONDITIONS ENCOUNTERED, SEE BORING LOGS PRESENTED IN APPENDIX A.
8. PERMANENT MONITORING WELL INSTALLED AT BORING LOCATION LB-10.
9. SEE FIGURE 4 FOR SECTION A-A'

**LEGEND**

LB-1 APPROXIMATE LANGAN BORING LOCATION

EXISTING BASEMENT FLOOR PLAN

CROSS SECTION A-A'

Damian Titus
Buildings
APPROVED
Under Directive 2 of 1975
Date: 03/20/2014:
NYC Development Hub

LANGAN ENGINEERING & ENVIRONMENTAL SERVICES
River Drive Center 1, Elmwood Park, NJ 07407
P: 201.794.6900 F: 201.794.0366
www.langan.com
NEW JERSEY PENNSYLVANIA NEW YORK CONNECTICUT FLORIDA NEVADA
NJ Certificate of Authorization No: 24GA27996400

250 E. 57TH STREET DEVELOPMENT (PHASE I)
LOCATION PLAN
MANHATTAN — NEW YORK

| Project No. | Date | Scale | Fig. No. |
|---|---|---|---|
| 9146601 | 5/15/2009 | 1"=30' | 3 |

© 2008 Langan Engineering and Environmental Services Inc.

OWNER:
## SNOWPLOW LLC
950 THIRD AVENUE
NEW YORK, NY 10022
TEL.: (212) 486-2000

ARCHITECT OF RECORD:
SLCE*Architects, LLP*
841 BROADWAY
NEW YORK, NY 10003
TEL.: 212-979-8400

DESIGN ARCHITECT:
SOM
14 WALL STREET
NEW YORK, NY 10005
TEL.: 212-298-9336

STRUCTURAL ENGINEER:
DESIMONE
18 WEST 18th STREET
NEW YORK, NY 10011
TEL.: 212-532-2211

MEP ENGINEER:
WSP • FLACK+KURTZ
512 SEVENTH AVENUE
NEW YORK, NY 10011
TEL.: 212-532-9600

BUILDING ENVELOPE CONSULTANT:
GMS
GILSANZ MURRAY STEFICEK LLP
129 WEST 27th STREET
NEW YORK, NY 10001
TEL.: 212-254-0030

INTERIOR ARCHITECT:
DANIEL ROMUALDEZ • ARCHITECTS
119 WEST 23rd STREET
NEW YORK, NY 10011
TEL.: 212-989-8429

LIGHTING DESIGNER:
SBLD STUDIO
132 WEST 36th STREET
NEW YORK, NY 10018
TEL.: 212-391-4230

FACADE MAINTENANCE CONSULTANT:
ENTEK ENGINEERING, LLC
166 AMES STREET
HACKENSACK, NJ 07601
TEL.: 201-820-2801

ELEVATOR CONSULTANT:
vda
5 REGENT STREET
LIVINGSTON, NJ 07039
TEL.: 973-994-9220

GEOTECHNICAL CONSULTANT:
LANGAN ENGINEERING
RIVER DRIVE CENTER 1
ELMWOOD PARK, NJ 07407
TEL.: 201-794-6900

| No: | Date: | Revision: |
|---|---|---|
| | 10-10-12 | D.O.B. SUBMITTAL |

NORTH ARROW — N | SCALE

KEY PLAN:
EAST 56th STREET — EAST 57th STREET — SECOND AVENUE — N

PROJECT:
## 252 EAST 57th STREET
## NEW YORK, NY

TITLE:
## BORINGS

SEAL & SIGNATURE: REGISTERED ARCHITECT GLORIA B. GLAS 020208 STATE OF NEW YORK

| | |
|---|---|
| SCALE: | AS SHOWN |
| DATE: | 09-02-11 |
| PROJECT No: | 2011-14 |
| FILE No: | 250 EAST 57th STREET |
| DRAWN BY: | |
| CHECKED BY: | |
| DWG. No.: | A-016.00 |

___ OF ___

DEPT OF BLDGS 123283523 Job Number
B2009224080 Work Order

od insurance is available in this community, contact your I
tional Flood Insurance Program at 1-800-638-6620.

MAP SCALE 1" = 500'
50 0 500 1000
FEET
IS METER

NATIONAL FLOOD INSURANCE PROGRAM

PANEL 0089F

# FIRM
## FLOOD INSURANCE RATE MAP

CITY OF
**NEW YORK,**
**NEW YORK**
BRONX, RICHMOND, NEW YORK,
QUEENS, AND KINGS COUNTIES

**PANEL 89 OF 457**

(SEE MAP INDEX FOR FIRM PANEL LAYOUT)

CONTAINS:

| COMMUNITY | NUMBER | PANEL | SUFFIX |
|---|---|---|---|
| NEW YORK, CITY OF | 360497 | 0089 | F |

Notice to User: The **Map Number** shown below should be used when placing map orders; the **Community Number** shown above should be used on insurance applications for the subject community.

**MAP NUMBER**
**3604970089F**

**MAP REVISED**
**SEPTEMBER 5, 2007**

Federal Emergency Management Agency

This is an official copy of a portion of the above referenced flood map. It was extracted using F-MIT On-Line. This map does not reflect changes or amendments which may have been made subsequent to the date on the title block. For the latest product information about National Flood Insurance Program flood maps check the FEMA Flood Map Store at www.msc.fema.gov

BUILDING IS NOT IN A FLOOD ZONE.

Damian Titus
Buildings
APPROVED
Under Directive 2 of 1975
Date: 03/20/2014:
NYC Development Hub

OWNER:
SNOWPLOW LLC
950 THIRD AVENUE
NEW YORK, NY 10022
TEL.: (212) 486-2000

ARCHITECT OF RECORD:
SLCE*Architects, LLP*
841 BROADWAY
NEW YORK, NY 10003
TEL.: 212-979-8400

DESIGN ARCHITECT:
SOM
14 WALL STREET
NEW YORK, NY 10005
TEL.: 212-298-9336

STRUCTURAL ENGINEER:
DESIMONE
18 WEST 18th STREET
NEW YORK, NY 10011
TEL.: 212-532-2211

MEP ENGINEER:
WSP · FLACK+KURTZ
512 SEVENTH AVENUE
NEW YORK, NY 10011
TEL.: 212-532-9600

BUILDING ENVELOPE CONSULTANT:
GKS
GILSANZ MURRAY STEFICEK LLP
129 WEST 27th STREET
NEW YORK, NY 10001
TEL.: 212-254-0030

INTERIOR ARCHITECT:
DANIEL ROMUALDEZ • ARCHITECTS
119 WEST 23rd STREET
NEW YORK, NY 10011
TEL.: 212-989-8429

LIGHTING DESIGNER:
SBLD STUDIO
132 WEST 36th STREET
NEW YORK, NY 10018
TEL.: 212-391-4230

FACADE MAINTENANCE CONSULTANT:
ENTEK ENGINEERING, LLC
166 AMES STREET
HACKENSACK, NJ 07601
TEL.: 201-820-2801

ELEVATOR CONSULTANT:
vda
5 REGENT STREET
LIVINGSTON, NJ 07039
TEL.: 973-994-9220

GEOTECHNICAL CONSULTANT:
LANGAN ENGINEERING
RIVER DRIVE CENTER 1
ELMWOOD PARK, NJ 07407
TEL.: 201-794-6900

| No: | Date: | Revision: |
|---|---|---|
| | 10-10-12 | D.O.B. SUBMITTAL |
| | 04-20-12 | 100% DD |

NORTH ARROW: N
SCALE:

KEY PLAN:
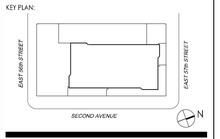


PROJECT:
252 EAST 57th STREET
NEW YORK, NY

TITLE:
FEMA MAP

SEAL & SIGNATURE:
LICENSED ARCHITECT GLORIA B. GILDA 020201 STATE OF NEW YORK

| | |
|---|---|
| SCALE: | AS SHOWN |
| DATE: | 09-03-11 |
| PROJECT No: | 2011-14 |
| FILE No: | 250 EAST 57th STREET |
| DRAWN BY: | |
| CHECKED BY: | |
| DWG. No.: | A-021.00 |
| | OF |

DEPT OF BLDGS 121328321 Job Number
ES538518140 Scan Code

# EGRESS CALCULATIONS

# OCCUPANCIES

TABLE 1004.1.2

| USE | OCC. | AREA (SF) | FLOOR AREA/ OCCUPANT (SF) | OCCUPANT LOAD |
|---|---|---|---|---|
| CONDO ELEVATOR LOBBY | | | | |
| RENTAL ELEVATOR LOBBY | | | | |
| POOL MECH. & EQUIPMENT ROOM | | | 300 | |
| NORTH EXIT CORRIDOR | | | | |
| TELECOM / IT ROOM | | | 300 | NON–SIMULTANEOUS |
| WATER METER ROOM | | | 300 | NON–SIMULTANEOUS |
| FIRE PUMP ROOM | | | 300 | NON–SIMULTANEOUS |
| GAS METER ROOM | | | 300 | NON–SIMULTANEOUS |
| BLDG STORAGE 4 | | | 300 | NON–SIMULTANEOUS |
| BLDG STORAGE 3 | | | 300 | NON–SIMULTANEOUS |
| EJECTOR ROOM | | | 300 | NON–SIMULTANEOUS |
| EAST EXIT CORRIDOR | | | | |
| CONDO SUPER'S OFFICE | | | 100 | |
| CONDO EMPLOYEE LOCKERS & LOUNGE | | | 50 | |
| COMPACTOR ROOM | | | 300 | |
| CONDO SERVICE HALL | | | | |
| RENTAL SERVICE HALL | | | | |
| SOUTH EXIT CORRIDOR | | | | |
| SERVICE ELEVATOR LOBBY | | | | |
| BLDG STORAGE 1 | | | 300 | NON–SIMULTANEOUS |
| RENTAL LAUNDRY ROOM | | | 100 | |
| RENTAL PACKAGE ROOM | | | 300 | |
| RENTAL SUPER'S OFFICE | | | 100 | |
| BLDG STORAGE 2 | | | 300 | NON–SIMULTANEOUS |
| RENTAL EMPLOYEE LOCKERS & LOUNGE | | | 50 | |
| EXIT CORRIDOR | | | | |
| FUEL OIL TANK ROOM | | | 300 | NON–SIMULTANEOUS |
| AUTOMATED PARKING SYSTEM SPACE | | | 200 | |
| MEN'S LOCKER ROOM | | | 50 | |
| WOMEN'S LOCKER ROOM | | | 50 | |
| TREATMENT ROOM | | | 50 | |
| SAUNA | | | 50 | |
| STEAM ROOM | | | 50 | |
| POOL | | | 50 | |
| POOL DECK | | | 15 | |

* INCIDENTAL USE AREAS FOR PER TABLE 508.2
** ACCESSORY PER TABLE 508.3.1

# GENERAL BUILDING DATA

ADDRESS: 252 EAST 57th STREET
NEW YORK, NY

BLOCK: 1330

LOT: 13

ZONING DISTRICT: C1–9 & C1–9TA

ZONING MAP: 8D

LOT AREA:

SQUARE FOOTAGE:
SEE ZONING SHEETS FOR COMPLETE BREAKDOWN OF FLOOR AREA PER FLOOR.

ADDITIONAL NOTES:

1. ALL R–2 SPACES ARE PROVIDED WITH DUCTED OUTSIDE AIR. THEREFORE, THE REQUIRED 5% OF THE HABITABLE FLOOR AREA REQUIREMENT IS REDUCED TO 2.5% PER BC 1203.4.1.2, EXCEPTION #1.
2. ON ALL RESIDENTAL FLOORS THE STAIR DOORS WILL BE LOCKED FROM TEH STAIR SIDE IN CONFORMANCE WITH BC 1008.1.8.7 AND BC 403.12. THESE DOORS WILL BE EQUIPPED WITH AN AUTOMATIC FAIL SAFE SYSTEM.
3. THE PASSENGER AND SERVICE ELEVATORS WILL BE HANDICAPPED ACCESSIBLE. THE SERVICE ELEVATORS WILL BE SIZED FOR A GURNEY. ALL OF THESE ELEVATORS WILL COMPLY WITH THE MINIMUM OF TWO HANDICAPPED ACCESSIBLE EXITS.

# CODE DATA

## BUILDING LIMITATIONS

| CATEGORY | CODE SECTION | CRITERIA |
|---|---|---|
| 1. APPLICABLE BUILDING CODES | | 2008 BUILDING CODE OF THE CITY OF NEW YORK<br>FEDERAL FAIR HOUSING ACT |
| ACCESSIBILITY LAWS AND GUIDELINES: | | HANDICAP ACCESSIBILITY: AMERICAN NATIONAL STANDARDS INSTITUTE / ANSI–117.1–2003.<br>AMERICANS WITH DISABILITIES ACT – PUBLIC SPACES (LATEST AMENDMENTS) |
| 2. BUILDING OCCUPANCY | 308.2 | R–2 DWELLING UNITS<br>A–2 ASSEMBLY<br>A–3 POOL & EXERCISE<br>M RETAIL<br>S–2 STORAGE<br>* ACCESSORY TO R–2 |
| 3. CONSTRUCTION CLASSIFICATION | TABLE 601 | NONCOMBUSTIBLE I–B |
| 4. HEIGHT LIMITATIONS | TABLE 503 | NO LIMIT HEIGHT OR AREA – IB |

### 5. FIRE PROTECTION

TABLE 601 FIRE–RESISTANCE RATING REQUIREMENTS FOR BUILDING ELEMENTS (HOURS)

TYPE I–B

| | |
|---|---|
| COLUMNS, GIRDERS, TRUSSES | 2 HRS. |
| BEARING WALLS – EXTERIOR & INTERIOR | 2 HRS. |
| NON–BEARING WALLS & PARTITIONS – EXTERIOR | TABLE 602 |
| NON–BEARING WALLS & PARTITIONS – INTERIOR | 0 HRS. |
| FLOOR CONSTRUCTION – SUPPORTING BEAMS & JOISTS | 2 HRS. |
| ROOF CONSTRUCTION – SUPPORTING BEAMS & JOISTS | 1 HR. |

TABLE 602 FIRE–RESISTANCE RATING REQUIREMENTS FOR EXTERIOR WALLS BASED ON FIRE SEPARATION DISTANCE

| FIRE SEPARATION DISTANCE | TYPE OF CONSTRUCTION | OCCUPANCY GROUP – I |
|---|---|---|
| < 5 | ALL | 1 |
| >= 5 TO < 10 | IA | 1 |
| >= 5 TO < 10 | OTHERS | 1 |
| >= 10 TO < 30 | IA, IB | 1 |
| >= 10 TO < 30 | IIB, VB | 0 |
| >= 10 TO < 30 | OTHERS | 1 |
| >= 30 | ALL | 0 |

TABLE 704.8 MAXIMUM AREA OF EXTERIOR WALL OPENINGS

| CLASSIFICATION OF OPENING | 0 ≤ TO < 3 | 3≤ TO <5 | 5≤ TO <10 | 10≤ TO <15 | 15≤ TO <20 | 20≤ TO <25 | 25 ≤ TO <30 | 30 ≤ |
|---|---|---|---|---|---|---|---|---|
| UNPROTECTED | NOT PERMITTED | NOT PERMITTED | 10% | 15% | 25% | 45% | 70% | NO LIMIT |
| PROTECTED | NOT PERMITTED | 15% | 25% | 45% | 75% | NO LIMIT | NO LIMIT | NO LIMIT |

### 6. SPRINKLERS

FULLY SPRINKLERED FOR ALL FLOORS.

### 7. INTERIOR FINISH CLASS

TABLE 803.5 INTERIOR WALL AND CEILING FINISH REQUIREMENTS BY OCCUPANCY

| GROUP | VERTICAL EXITS AND EXIT PASSAGEWAYS | EXIT ACCESS CORRIDORS AND OTHER EXITWAYS | ROOMS AND ENCLOSED SPACES | VERTICAL EXITS AND EXIT PASSAGEWAYS | EXIT ACCESS CORRIDORS AND OTHER EXITWAYS | ROOMS AND ENCLOSED SPACES |
|---|---|---|---|---|---|---|
| A–2 | B | B | C | A | A | B |
| R–2 | B | C | C | A | B | B |

### 8. EGRESS REQUIREMENTS (FULLY SPRINKLERED)

TABLE 1005.1 EGRESS WIDTH
TABLE 1015.1 EXIT ACCESS TRAVEL DISTANCE

| OCCUPANCY CLASS | TRAVEL DISTANCE | CAPACITY – EGRESS WIDTH FOR OCCUPANTS: DOORS | STAIRS | RAMPS | CORRIDORS: MIN. WIDTH | MAX. DEAD END (1016.3) | COMMON PATH OF TRAVEL (1013.3) |
|---|---|---|---|---|---|---|---|
| A | 150–P<br>250–S | 0.2 | 0.3 | 0.2 | 44 | 20' | 30' |
| A–2 | 150–P/250–S | 0.2 | 0.3 | 0.2 | 44 | 20' | 30' (50') SC |
| B | 300 | 0.2 | 0.3 | 0.2 | 44 | 20' | 75' |
| M | 200 | 0.2 | 0.3 | 0.2 | 44 | 20' | 125' |
| R–2 | 200 | 0.2 | 0.3 | 0.2 | | 40' (80' WITH 2HR CORR) | 125'' |
| S–2 | 250 | 0.2 | 0.3 | 0.2 | 44 | 20' | 100' |

| | | |
|---|---|---|
| 9. LOCATION OF EXITS | 1014.2.1 | DOOR OPENINGS TO VERTICAL EXITS SHALL BE SPACED NOT MORE THAN ONE THIRD OF THE LENGTH OF THE MAXIMUM OVERALL DIAGONAL DIMENSION OF THE AREA SERVED. IN R–2 WITH SCISSOR STAIRS, DOORS CAN BE SPACED A MINIMUM OF 15'–0" APART. |
| 10. EXIT DOORS | 1008.1.1.1 | MAX. WIDTH: 48" (PER LEAF)<br>MIN. WIDTH: 32" (SINGLE DOOR) |
| 11. EXIT ACCESS | 1013.6 | EXIT ACCESS IN R–2 OCCUPANCIES, IN BUILDINGS EXCEEDING THREE STORIES OR MORE IN HEIGHT OR OCCUPIED BY MORE THAN TWO DWELLING UNTIS ON ANY STORY, A DOOR FROM A DWELLING UNIT SHALL OPEN INTO AN INTERVENING PUBLIC HALL. SUCH PUBLIC HALL SHALL BE CONSTRUCTED AS A PUBLIC CORRIDOR IN ACCORDANCE WITH SECTION 1016, WHERE TWO OR MORE EXITS ARE REQUIRED |
| 12. STAIRWAY DOOR | 403.12<br>1008.1.8.7 | A DOOR LOCKED FROM THE STAIR SIDE MAY BE PERMITTED PROVIDED THAT SUCH DOOR IS EQUIPPED WITH AN AUTOMATIC FAIL SAFE SYSTEM FOR OPENING IN THE EVENT OF THE ACTIVATION OF ANY AUTOMATIC FIRE DETECTION SYSTEM, OR WHEN ANY ELEVATOR RECALL IS ACTIVATED, OR WHEN ANY SIGNAL IS RECEIVED FROM THE FIRE COMMAND CENTER. SUCH DOOR SHALL BE DEEMED AS OPENABLE FROM THE STAIR SIDE. |
| 12. STAIRWAY WIDTH | 1205.2.1 | NOT LESS THAN 44" WIDE. |
| 12. STAIR PRESSURE / POST FIRE SMOKE PURGE | 912.1<br>EXCEPTION #2 | ALL EGRESS STAIRS ARE PRESSURIZED. POST FIRE SMOKE PURGE NO REQUIRED IN R–2 BECAUSE OF PRESSURIZED STAIRS ARE SMOKE PROOF ENCLOSURES. |
| 12. ACCESSIBLE MEANS OF EGRESS | 1007.2.1<br>1109.6 | (2) ACCESSIBLE MEANS OF EGRESS ARE REQUIRED. BOTH ARE VIA AN ELEVATOR AS PER BC 1007.2.1. |
| 12. NATURAL LIGHT | 1203.4.1.2 | 10% OF FLOOR AREA OF THE ROOM. EVERY OPENING PROVIDING NATURAL LIGHT MUST BE A MINIMUM OF 12 SF OF GLAZED AREA. |
| 17. NATURAL VENTILATION HABITABLE SPACES | 1009.1 | 5% OF FLOOR AREA OF THE HABITABLE SPACE. |

# LEGEND

- HABITABLE FLOOR AREA
- COMMON PATH TRAVEL DISTANCE
- DEAD END DISTANCE
- GENERAL TRAVEL DISTANCE
- ONE HOUR RATED PARTITION (45–MINUTE SELF–CLOSING DOORS)
- TWO HOUR RATED PARTITION (90–MINUTE SELF–CLOSING DOORS)
- THREE HOUR RATED PARTITION (3HR SELF–CLOSING DOORS)
- FE FIRE EXTINGUISHER
- EXIT SIGNS (ARROW INDICATE DIRECTION)
- S SC SMOKE/ CARBON MONOXIDE DETECTOR
- FIRE HOSE RACK
- SPRINKLER HEAD
- EMERGENCY LIGHT

GENERAL NOTES:

1. THE BUILDING IS FULLY SPRNKLERED PER NFPA 13.
2. CORRIDOR PARTITIONS ARE REQUIRED TO BE 1 HOUR RATED, BUT ARE CONSTRUCTED AS 2 HOUR TO MEET THE STC RATING. CONTRACTOR SHALL FOLLOW FLOOR PLAN AND PARTITION TYPES WHEN CONSTRUCTING WALLS.

Damian Titus
Buildings
APPROVED
Under Directive 2 of 1975
Date: 03/20/2014
NYC Development Hub

OWNER:
SNOWPLOW LLC
950 THIRD AVENUE
NEW YORK, NY 10022
TEL.: (212) 486-2000

ARCHITECT OF RECORD:
SLCEArchitects, LLP
841 BROADWAY
NEW YORK, NY 10003
TEL.: 212-979-8400

DESIGN ARCHITECT:
SOM
14 WALL STREET
NEW YORK, NY 10005
TEL.: 212-298-9336

STRUCTURAL ENGINEER:
DESIMONE
18 WEST 18th STREET
NEW YORK, NY 10011
TEL.: 212-532-2211

MEP ENGINEER:
WSP • FLACK+KURTZ
512 SEVENTH AVENUE
NEW YORK, NY 10011
TEL.: 212-532-9600

BUILDING ENVELOPE CONSULTANT:
GMS
GILSANZ MURRAY STEFICEK LLP
129 WEST 27th STREET
NEW YORK, NY 10001
TEL.: 212-254-0030

INTERIOR ARCHITECT:
DANIEL ROMUALDEZ • ARCHITECTS
119 WEST 23rd STREET
NEW YORK, NY 10011
TEL.: 212-989-8429

LIGHTING DESIGNER:
SBLD STUDIO
132 WEST 36th STREET
NEW YORK, NY 10018
TEL.: 212-391-4230

FACADE MAINTENANCE CONSULTANT:
ENTEK ENGINEERING, LLC
166 AMES STREET
HACKENSACK, NJ 07601
TEL.: 201-820-2801

ELEVATOR CONSULTANT:
vda
5 REGENT STREET
LIVINGSTON, NJ 07039
TEL.: 973-994-9220

GEOTECHNICAL CONSULTANT:
LANGAN ENGINEERING
RIVER DRIVE CENTER 1
ELMWOOD PARK, NJ 07407
TEL.: 201-794-6900

| No: | Date: | Revision: |
|---|---|---|
| | 10-10-12 | D.O.B. SUBMITTAL |

NORTH ARROW N
SCALE 0' 2' 4' 8'

KEY PLAN:

PROJECT:
252 EAST 57th STREET
NEW YORK, NY

TITLE:
LIFE SAFETY PLAN:
SUBCELLAR 2

SEAL & SIGNATURE:
REGISTERED ARCHITECT GLORIA B. GLAS STATE OF NEW YORK 020204

| | |
|---|---|
| SCALE: | AS SHOWN |
| DATE: | 09-02-11 |
| PROJECT No: | 2011-14 |
| FILE No: | 250 EAST 57th STREET |
| DRAWN BY: | |
| CHECKED BY: | |

DWG. No.: A-051.00
___ OF ___

DEPT OF BLDGS 121328321 Job Number
ES849326079 Scan Code

## EGRESS CALCULATIONS

## OCCUPANCIES

TABLE 1004.1.2

| USE | OCC. | AREA (SF) | FLOOR AREA/ OCCUPANT (SF) | OCCUPANT LOAD |
|---|---|---|---|---|
| CONDO ELEVATOR LOBBY | | | | |
| SOUTH STORAGE | | | 300 | NON-SIMULTANEOUS |
| NORTH STORAGE | | | 300 | NON-SIMULTANEOUS |
| CONDO SERVICE HALL | | | | |
| CORRIDOR 1 | | | | |

* INCIDENTAL USE AREAS FOR PER TABLE 508.2
** ACCESSORY PER TABLE 508.3.1

## LEGEND

- HABITABLE FLOOR AREA
- COMMON PATH TRAVEL DISTANCE
- DEAD END DISTANCE
- GENERAL TRAVEL DISTANCE
- ONE HOUR RATED PARTITION (45-MINUTE SELF-CLOSING DOORS)
- TWO HOUR RATED PARTITION (90-MINUTE SELF-CLOSING DOORS)
- THREE HOUR RATED PARTITION (3HR SELF-CLOSING DOORS)
- FE FIRE EXTINGUISHER
- EXIT SIGNS (ARROW INDICATE DIRECTION)
- S SC SMOKE/ CARBON MONOXIDE DETECTOR
- FIRE HOSE RACK
- SPRINKLER HEAD
- EMERGENCY LIGHT

GENERAL NOTES:

1. THE BUILDING IS FULLY SPRNKLERED PER NFPA 13.
2. CORRIDOR PARTITIONS ARE REQUIRED TO BE 1 HOUR RATED, BUT ARE CONSTRUCTED AS 2 HOUR TO MEET THE STC RATING. CONTRACTOR SHALL FOLLOW FLOOR PLAN AND PARTITION TYPES WHEN CONSTRUCTING WALLS.

Damian Titus
APPROVED
Under Directive 2 of 1975
Date: 03/20/2014
NYC Development Hub

OWNER:
SNOWPLOW LLC
950 THIRD AVENUE
NEW YORK, NY 10022
TEL.: (212) 486-2000

ARCHITECT OF RECORD:
SLCEArchitects, LLP
841 BROADWAY
NEW YORK, NY 10003
TEL.: 212-979-8400

DESIGN ARCHITECT:
SOM
14 WALL STREET
NEW YORK, NY 10005
TEL.: 212-298-9336

STRUCTURAL ENGINEER:
DESIMONE
18 WEST 18th STREET
NEW YORK, NY 10011
TEL.: 212-532-2211

MEP ENGINEER:
WSP • FLACK+KURTZ
512 SEVENTH AVENUE
NEW YORK, NY 10011
TEL.: 212-532-9600

BUILDING ENVELOPE CONSULTANT:
GMS
GILSANZ MURRAY STEFICEK LLP
129 WEST 27th STREET
NEW YORK, NY 10001
TEL.: 212-254-0030

INTERIOR ARCHITECT:
DANIEL ROMUALDEZ • ARCHITECTS
119 WEST 23rd STREET
NEW YORK, NY 10011
TEL.: 212-989-8429

LIGHTING DESIGNER:
SBLD STUDIO
132 WEST 36th STREET
NEW YORK, NY 10018
TEL.: 212-391-4230

FACADE MAINTENANCE CONSULTANT:
ENTEK ENGINEERING, LLC
166 AMES STREET
HACKENSACK, NJ 07601
TEL.: 201-820-2801

ELEVATOR CONSULTANT:
vda
5 REGENT STREET
LIVINGSTON, NJ 07039
TEL.: 973-994-9220

GEOTECHNICAL CONSULTANT:
LANGAN ENGINEERING
RIVER DRIVE CENTER 1
ELMWOOD PARK, NJ 07407
TEL.: 201-794-6900

| No: | Date: | Revision: |
|---|---|---|
| | 10-10-12 | D.O.B. SUBMITTAL |

NORTH ARROW: N
SCALE: 0' 2' 4' 8'

KEY PLAN:
EAST 56th STREET
EAST 57th STREET
SECOND AVENUE
N

PROJECT:
252 EAST 57th STREET
NEW YORK, NY

TITLE:
LIFE SAFETY PLAN:
SUB-CELLAR 1

SEAL & SIGNATURE:
REGISTERED ARCHITECT GLORIA B. GLAS 020204 STATE OF NEW YORK

| | |
|---|---|
| SCALE: | AS SHOWN |
| DATE: | 09-02-11 |
| PROJECT No: | 2011-14 |
| FILE No: | 250 EAST 57th STREET |
| DRAWN BY: | |
| CHECKED BY: | |
| DWG. No.: | A-052.00 |

____ OF ____

DEPT OF BLDGS 121305324 Job Number
B2435620045 Work Order

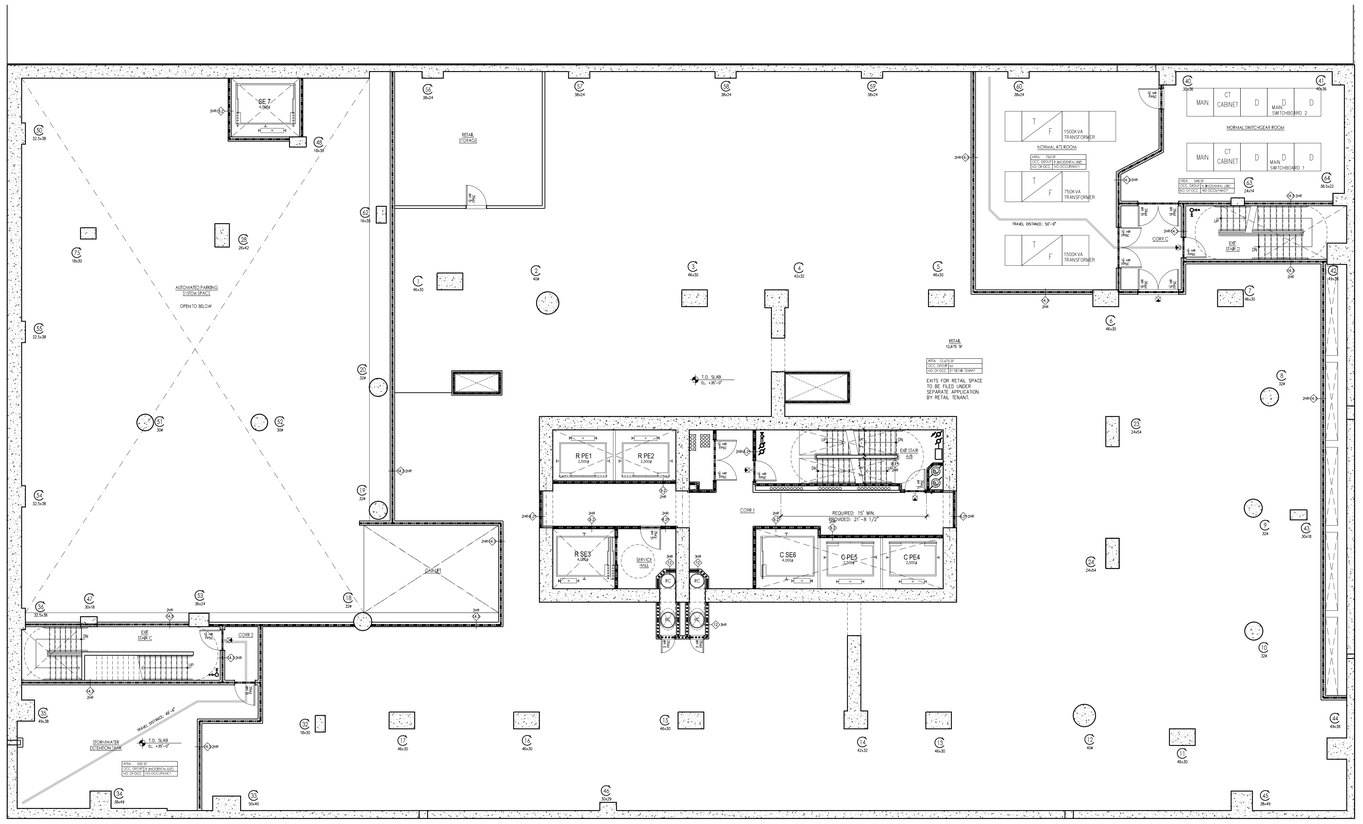


# EGRESS CALCULATIONS

# OCCUPANCIES

TABLE 1004.1.2

| USE | OCC. | AREA (SF) | FLOOR AREA/ OCCUPANT (SF) | OCCUPANT LOAD |
|---|---|---|---|---|
| RETAIL TENANT | M | 12,675 | 60 | BY RETAIL TENANT |
| STORMWATER DETENTION TANK | R* | 520 | | NO OCCUPANCY |
| NORMAL ATS ROOM | R* | 763 | | NO OCCUPANCY |
| NORMAL SWITCHGEAR ROOM | R* | 548 | | NO OCCUPANCY |

* INCIDENTAL USE AREAS FOR PER TABLE 508.2
** ACCESSORY PER TABLE 508.3.1

# LEGEND

- HABITABLE FLOOR AREA
- COMMON PATH TRAVEL DISTANCE
- DEAD END DISTANCE
- GENERAL TRAVEL DISTANCE
- ONE HOUR RATED PARTITION (45-MINUTE SELF-CLOSING DOORS)
- TWO HOUR RATED PARTITION (90-MINUTE SELF-CLOSING DOORS)
- THREE HOUR RATED PARTITION (3HR SELF-CLOSING DOORS)
- FE — FIRE EXTINGUISHER
- EXIT SIGNS (ARROW INDICATE DIRECTION)
- SMOKE/ CARBON MONOXIDE DETECTOR
- FIRE HOSE RACK
- SPRINKLER HEAD
- EMERGENCY LIGHT

GENERAL NOTES:

1. THE BUILDING IS FULLY SPRINKLERED PER NFPA 13.
2. CORRIDOR PARTITIONS ARE REQUIRED TO BE 1 HOUR RATED, BUT ARE CONSTRUCTED AS 2 HOUR TO MEET THE STC RATING. SEE A-051.00 FOR FOLLOW FLOOR PLAN AND PARTITION TYPES WHEN CONSTRUCTING WALLS.

Damian Titus
APPROVED
Under Directive 3 of 1975
Date: 09/30/2014
NYC Development Hub

OWNER:
SNOWPLOW LLC
950 THIRD AVENUE
NEW YORK, NY 10022
TEL.: (212) 486-2000

ARCHITECT OF RECORD:
SLCE*Architects, LLP*
841 BROADWAY
NEW YORK, NY 10003
TEL.: 212-979-8400

DESIGN ARCHITECT:
SOM
14 WALL STREET
NEW YORK, NY 10005
TEL.: 212-298-9336

STRUCTURAL ENGINEER:
DESIMONE
18 WEST 18th STREET
NEW YORK, NY 10011
TEL.: 212-532-2211

MEP ENGINEER:
WSP • FLACK+KURTZ
512 SEVENTH AVENUE
NEW YORK, NY 10011
TEL.: 212-532-9600

BUILDING ENVELOPE CONSULTANT:
GMS
GILSANZ MURRAY STEFICEK LLP
129 WEST 27th STREET
NEW YORK, NY 10001
TEL.: 212-254-0030

INTERIOR ARCHITECT:
DANIEL ROMUALDEZ • ARCHITECTS
119 WEST 23rd STREET
NEW YORK, NY 10011
TEL.: 212-989-8429

LIGHTING DESIGNER:
SBLD STUDIO
132 WEST 36th STREET
NEW YORK, NY 10018
TEL.: 212-391-4230

FACADE MAINTENANCE CONSULTANT:
ENTEK ENGINEERING, LLC
166 AMES STREET
HACKENSACK, NJ 07601
TEL.: 201-820-2801

ELEVATOR CONSULTANT:
vda
5 REGENT STREET
LIVINGSTON, NJ 07039
TEL.: 973-994-9220

GEOTECHNICAL CONSULTANT:
LANGAN ENGINEERING
RIVER DRIVE CENTER 1
ELMWOOD PARK, NJ 07407
TEL.: 201-794-6900

| No: | Date: | Revision: |
|---|---|---|
| | 10-10-12 | D.O.B. SUBMITTAL |

NORTH ARROW: N
SCALE: 0' 2' 4' 8'

KEY PLAN:
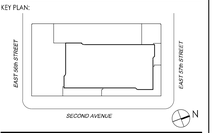


PROJECT:
252 EAST 57th STREET
NEW YORK, NY

TITLE:
LIFE SAFETY PLAN:
CELLAR

SEAL & SIGNATURE:
REGISTERED ARCHITECT JOSHUA B. ROSE 022020 STATE OF NEW YORK

| | |
|---|---|
| SCALE: | AS SHOWN |
| DATE: | 09-20-11 |
| PROJECT No: | 2011-14 |
| FILE No: | 250 EAST 57th STREET |
| DRAWN BY: | |
| CHECKED BY: | |
| DWG. No.: | A-053.00 |

OF

DEPT OF BLDGS 121305525 Job Number
B1B2B3B5750 Scan Code

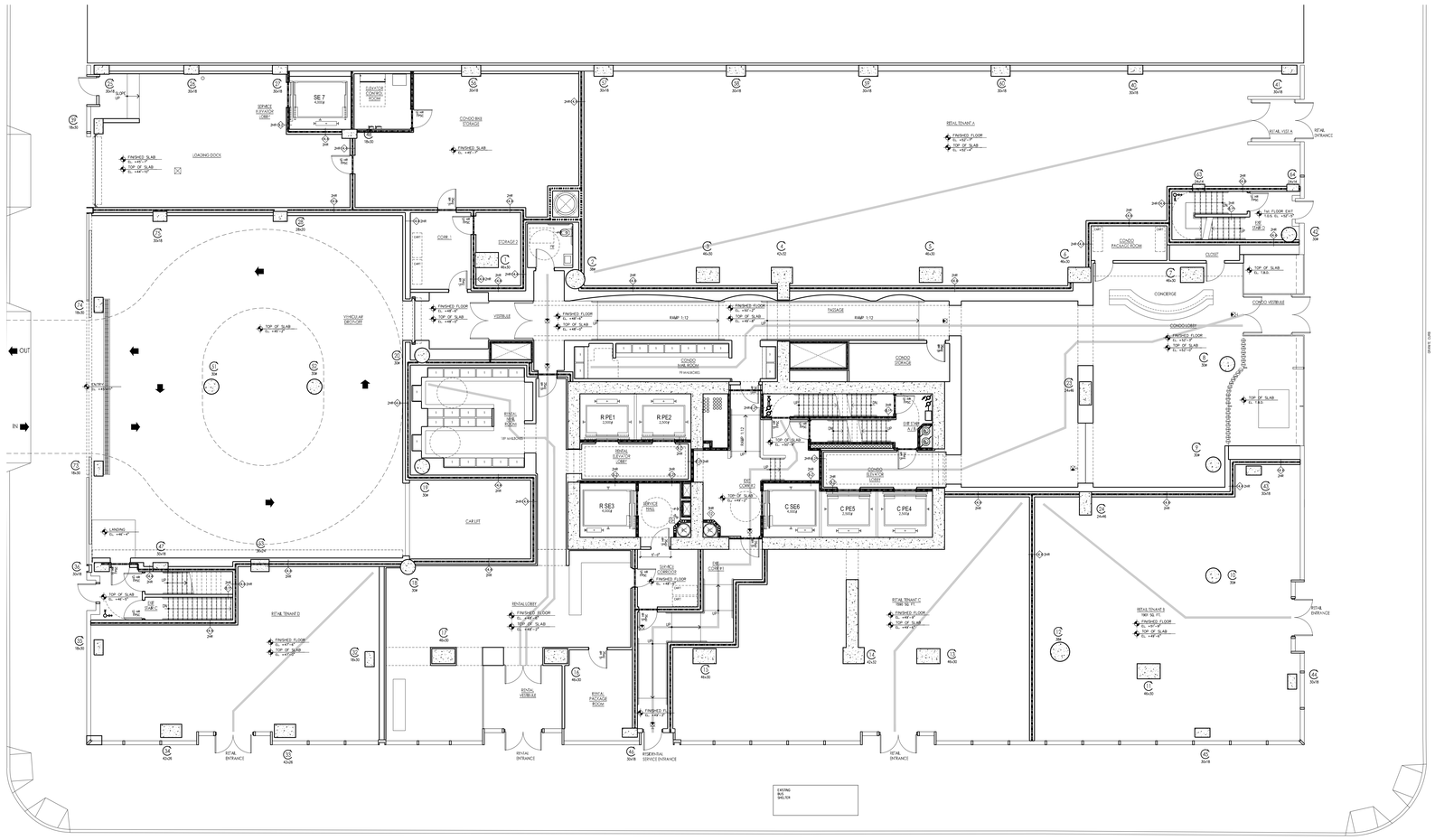


# EGRESS CALCULATIONS

# OCCUPANCIES

TABLE 1004.1.2

| USE | OCC. | AREA (SF) | FLOOR AREA/ OCCUPANT (SF) | OCCUPANT LOAD |
|---|---|---|---|---|
| CONDO LOBBY | R* | X | | |
| CONDO PACKAGE ROOM | S-2* | X | | NO OCCUPANCY |
| CONDO STORAGE | S-2* | X | | NO OCCUPANCY |
| CONDO MAIL ROOM | R* | X | | |
| VESTIBULE | | X | | |
| POWDER ROOM | | X | | |
| VEHICULAR DROP-OFF | | X | 200 | |
| X | | X | | |
| X | | X | | |
| X | | X | | |
| X | | X | | |
| RETAIL TENANT A | M | X | 30 | BY RETAIL TENANT |
| RETAIL TENANT B | M | X | 30 | BY RETAIL TENANT |
| RETAIL TENANT C | M | X | 30 | BY RETAIL TENANT |
| RETAIL TENANT D | M | X | 30 | BY RETAIL TENANT |
| X | | X | | |

* INCIDENTAL USE AREAS FOR PER TABLE 508.2

** ACCESSORY PER TABLE 508.3.1

# LEGEND

- HABITABLE FLOOR AREA
- COMMON PATH TRAVEL DISTANCE
- DEAD END DISTANCE
- GENERAL TRAVEL DISTANCE
- ONE HOUR RATED PARTITION (45-MINUTE SELF-CLOSING DOORS)
- TWO HOUR RATED PARTITION (90-MINUTE SELF-CLOSING DOORS)
- THREE HOUR RATED PARTITION (3HR SELF-CLOSING DOORS)
- FE — FIRE EXTINGUISHER
- EXIT SIGNS (ARROW INDICATE DIRECTION)
- S/C — SMOKE/ CARBON MONOXIDE DETECTOR
- FIRE HOSE RACK
- SPRINKLER HEAD
- EMERGENCY LIGHT

GENERAL NOTES:

1. THE BUILDING IS FULLY SPRINKLERED PER NFPA 13.
2. CORRIDOR PARTITIONS ARE REQUIRED TO BE 1 HOUR RATED, BUT ARE CONSTRUCTED AS 2 HOUR WITH AN STC RATING. SEE ACOUSTICAL FOLLOW FLOOR PLAN AND PARTITION TYPES WHEN CONSTRUCTING WALLS.

Damian Titus
APPROVED
Under Directive 14 of 1975
Date: 09/20/2012
NYC Development Hub

OWNER:
SNOWPLOW LLC
950 THIRD AVENUE
NEW YORK, NY 10022
TEL.: (212) 486-2000

ARCHITECT OF RECORD:
SLCE*Architects, LLP*
841 BROADWAY
NEW YORK, NY 10003
TEL.: 212-979-8400

DESIGN ARCHITECT:
SOM
14 WALL STREET
NEW YORK, NY 10005
TEL.: 212-298-9336

STRUCTURAL ENGINEER:
DESIMONE
18 WEST 18th STREET
NEW YORK, NY 10011
TEL.: 212-532-2211

MEP ENGINEER:
WSP • FLACK+KURTZ
512 SEVENTH AVENUE
NEW YORK, NY 10011
TEL.: 212-532-9600

BUILDING ENVELOPE CONSULTANT:
GKS
GILSANZ MURRAY STEFICEK LLP
129 WEST 27th STREET
NEW YORK, NY 10001
TEL.: 212-254-0030

INTERIOR ARCHITECT:
DANIEL ROMUALDEZ • ARCHITECTS
119 WEST 23rd STREET
NEW YORK, NY 10011
TEL.: 212-989-8429

LIGHTING DESIGNER:
SBLD STUDIO
132 WEST 36th STREET
NEW YORK, NY 10018
TEL.: 212-391-4230

FACADE MAINTENANCE CONSULTANT:
ENTEK ENGINEERING, LLC
166 AMES STREET
HACKENSACK, NJ 07601
TEL.: 201-820-2801

ELEVATOR CONSULTANT:
vda
5 REGENT STREET
LIVINGSTON, NJ 07039
TEL.: 973-994-9220

GEOTECHNICAL CONSULTANT:
LANGAN ENGINEERING
RIVER DRIVE CENTER 1
ELMWOOD PARK, NJ 07407
TEL.: 201-794-6900

| No: | Date: | Revision: |
|---|---|---|
| | 10-10-12 | D.O.B. SUBMITTAL |
| | 08-13-12 | DESIGN DEVELOPMENT SUBMISSION |

NORTH ARROW: N

SCALE: 0' 2' 4' 8'

KEY PLAN:

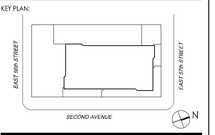


PROJECT:

# 252 EAST 57th STREET NEW YORK, NY

TITLE:

## LIFE SAFETY PLAN: 1st FLOOR

SEAL & SIGNATURE:

REGISTERED ARCHITECT JOSHUA B. ROSE 020201 STATE OF NEW YORK

| | |
|---|---|
| SCALE: | AS SHOWN |
| DATE: | 09-02-11 |
| PROJECT No: | 2011-14 |
| FILE No: | 250 EAST 57th STREET |
| DRAWN BY: | |
| CHECKED BY: | |
| DWG. No.: | A-054.00 |

OF

COPYRIGHT SLCE ARCHITECTS, LLP

DEPT OF BLDGS 121305525 Job Number

B.IN 1000780 Scan Code

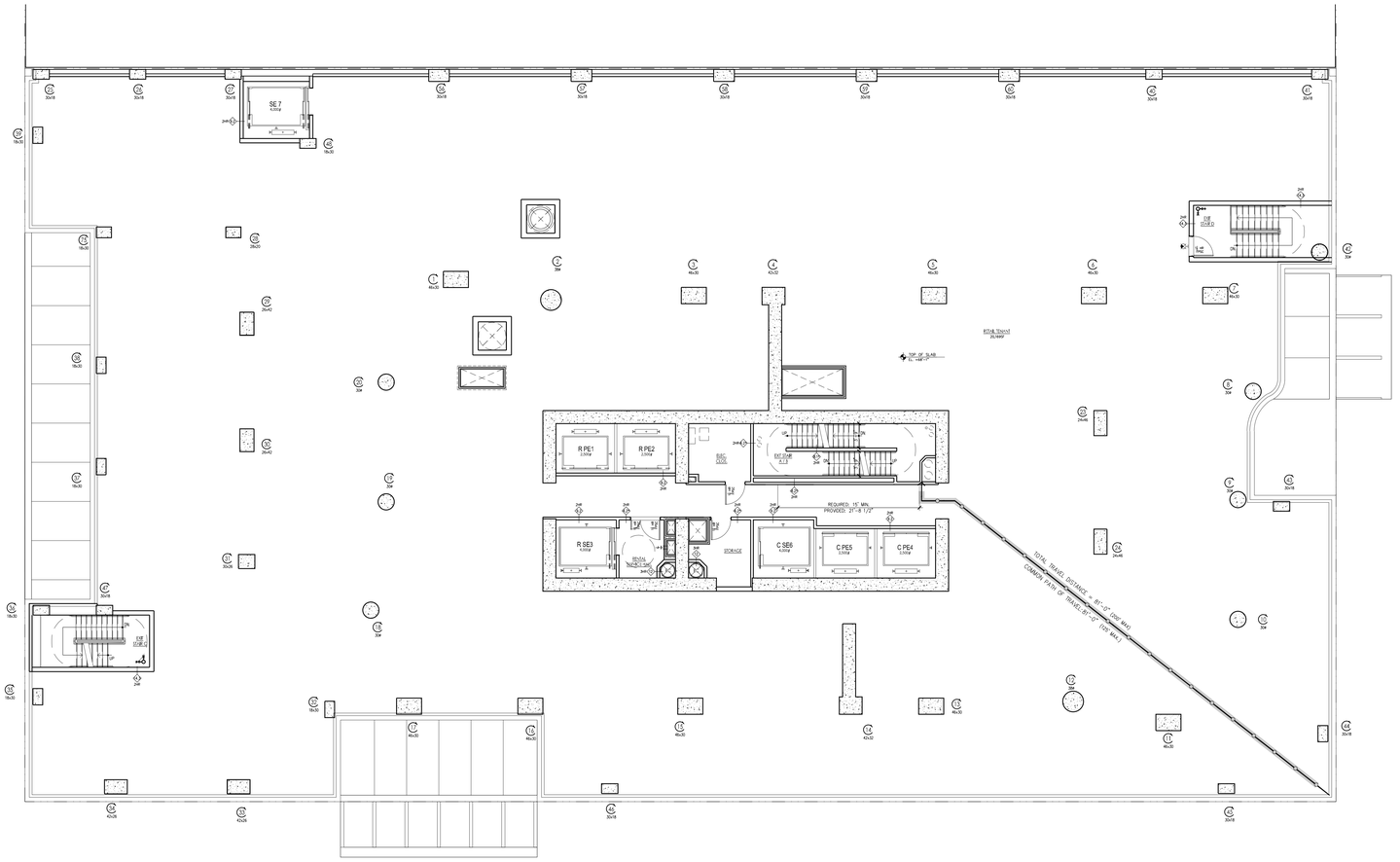


## LEGEND

- HABITABLE FLOOR AREA
- COMMON PATH TRAVEL DISTANCE
- GENERAL TRAVEL DISTANCE
- ONE HOUR BEARING WALLS (45-MINUTE SELF-CLOSING DOORS )
- TWO HOUR WALLS (90-MINUTE SELF-CLOSING DOORS )
- THREE HOUR WALLS (3HR SELF-CLOSING DOORS )
- FE — FIRE EXTINGUISHER
- EXIT SIGNS (ARROW INDICATE DIRECTION)
- S/C — SMOKE/ CARBON MONOXIDE DETECTOR

**RESIDENTIAL**
**GENERAL NOTES:**

1. BUILDING IS FULLY SPRINKLED PER NFPA 13
2. CORRIDOR PARTITIONS ARE REQUIRED TO BE ONE HOUR RATED, BUT ARE CONSTRUCTED AS 2 HOUR ONLY TO MEET THE STC RATING. CONTRACTOR SHALL FOLLOW FLOOR PLAN AND PARTITION TYPES WHEN CONSTRUCTING WALLS.

## EGRESS CALCULATIONS - RESIDENTIAL FLOOR

APARTMENTS

OCCUPANCY: R-2 — PER TABLE 1004.1.2

| | CLASS | AREA S.F. | FLR AREA/ OCCUPANT | OCCUPANT LOAD |
|---|---|---|---|---|
| APT UNIT 'A' | R-2 | 1,797 | 200 GROSS | 9 |
| APT UNIT 'B' | R-2 | 1,776 | 200 GROSS | 9 |
| APT UNIT 'C' | R-2 | 2,084 | 200 GROSS | 10 |
| APT UNIT 'D' | R-2 | 1,402 | 200 GROSS | 7 |
| TOTAL | | | | 35 |

**TABLE 1005.1** — EGRESS WIDTH PER OCCUPANT SERVED

1. STAIRS REQUIRED
**APT A & B :**
STAIRS = 0.3"/OCCUPANT
OCCUPANTS: 18
0.3"X 18 =5.4"
STAIRS PROVIDED
2 X 36" = 72"

STAIRS REQUIRED
**APT C & D :**
STAIRS = 0.3"/OCCUPANT
OCCUPANTS: 17
0.3"X 17 =5.1"
STAIRS PROVIDED
2 X 36" = 72"

2. DOORS REQUIRED
**APT A & B :**
18 X 0.2 = 3.6"
DOORS PROVIDED
2 X 36" = 72"

DOORS REQUIRED
**APT C & D :**
17 X 0.2 = 3.4"
DOORS PROVIDED
2 X 36" = 72"

3. CORRIDORS REQUIRED
PER 1016.2, MIN. REQUIRED: 44"
PROVIDED: 57"

Damian Titus
Buildings
APPROVED
Under Directive 2 of 1975
Date: 03/20/2014:
NYC Development Hub

OWNER:
SNOWPLOW LLC
950 THIRD AVENUE
NEW YORK, NY 10022
TEL.: (212) 486-2000

ARCHITECT OF RECORD:
SLCE*Architects, LLP*
841 BROADWAY
NEW YORK, NY 10003
TEL.: 212-979-8400

DESIGN ARCHITECT:
SOM
14 WALL STREET
NEW YORK, NY 10005
TEL.: 212-298-9336

STRUCTURAL ENGINEER:
DESIMONE
18 WEST 18th STREET
NEW YORK, NY 10011
TEL.: 212-532-2211

MEP ENGINEER:
WSP • FLACK+KURTZ
512 SEVENTH AVENUE
NEW YORK, NY 10011
TEL.: 212-532-9600

BUILDING ENVELOPE CONSULTANT:
GBS
GILSANZ MURRAY STEFICEK LLP
129 WEST 27th STREET
NEW YORK, NY 10001
TEL.: 212-254-0030

INTERIOR ARCHITECT:
DANIEL ROMUALDEZ • ARCHITECTS
119 WEST 23rd STREET
NEW YORK, NY 10011
TEL.: 212-989-8429

LIGHTING DESIGNER:
SBLD STUDIO
132 WEST 36th STREET
NEW YORK, NY 10018
TEL.: 212-391-4230

FACADE MAINTENANCE CONSULTANT:
ENTEK ENGINEERING, LLC
166 AMES STREET
HACKENSACK, NJ 07601
TEL.: 201-820-2801

ELEVATOR CONSULTANT:
vda
5 REGENT STREET
LIVINGSTON, NJ 07039
TEL.: 973-994-9220

GEOTECHNICAL CONSULTANT:
LANGAN ENGINEERING
RIVER DRIVE CENTER 1
ELMWOOD PARK, NJ 07407
TEL.: 201-794-6900

| No: | Date: | Revision: |
|---|---|---|
| | 10-10-12 | D.O.B. SUBMITTAL |

NORTH ARROW — SCALE: 0 2 4 8'

KEY PLAN:
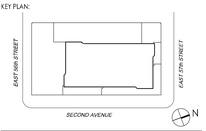


PROJECT:
252 EAST 57th STREET
NEW YORK, NY

TITLE:
LIFE SAFETY PLAN:
2nd FLOOR

SEAL & SIGNATURE:

| | |
|---|---|
| SCALE: | AS SHOWN |
| DATE: | 09-03-11 |
| PROJECT No: | 2011-14 |
| FILE No: | 250 EAST 57th STREET |
| DRAWN BY: | |
| CHECKED BY: | |
| DWG. NO.: | A-055.00 |

OF

DEPT OF BLDGS 121305525 Job Number
B2877381385 Scan Code

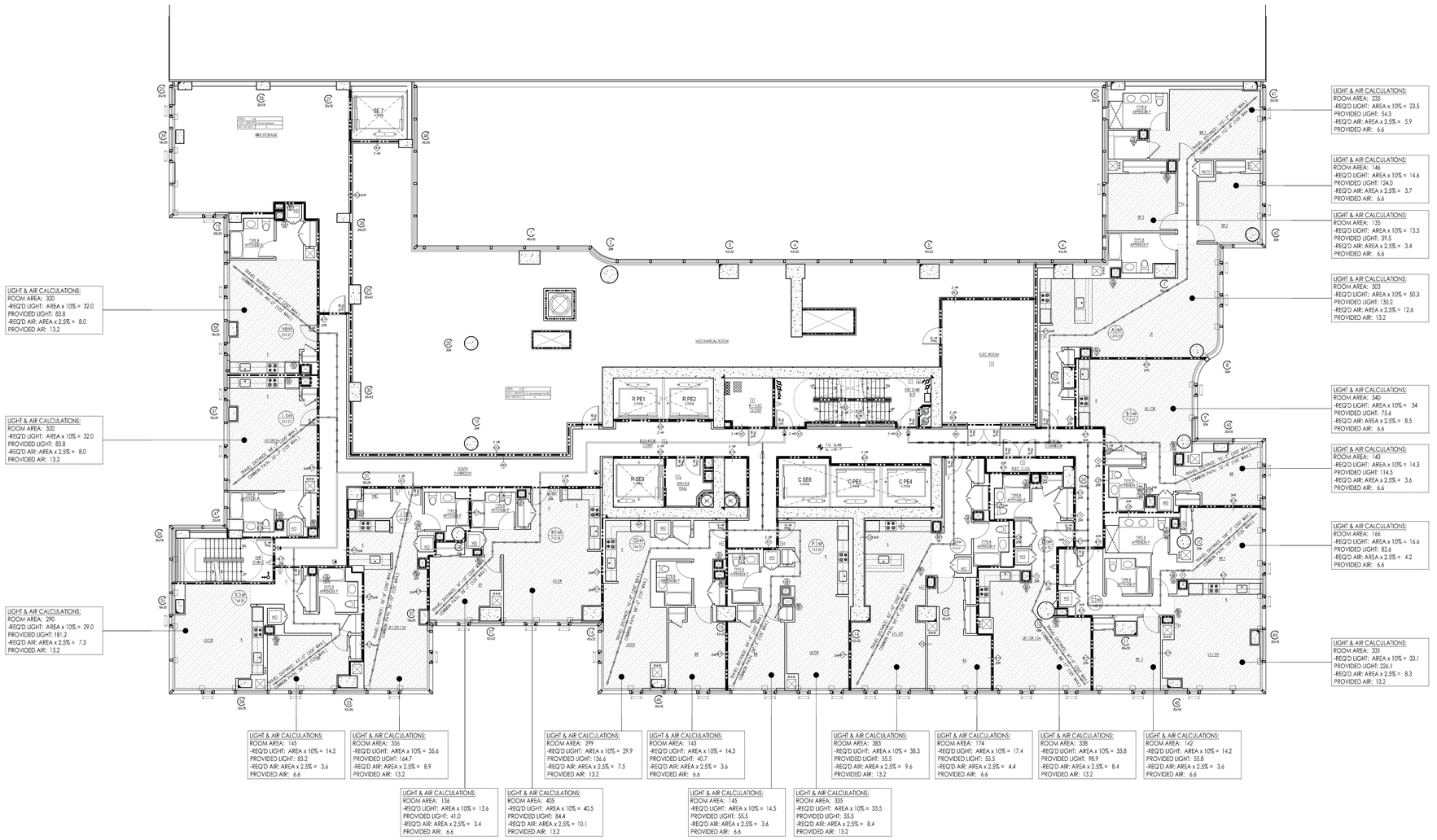


## LEGEND

- HABITABLE FLOOR AREA
- COMMON PATH TRAVEL DISTANCE
- GENERAL TRAVEL DISTANCE
- ONE HOUR BEARING WALLS (45-MINUTE SELF-CLOSING DOORS )
- TWO HOUR WALLS (90-MINUTE SELF-CLOSING DOORS )
- THREE HOUR WALLS (3HR SELF-CLOSING DOORS )
- FE — FIRE EXTINGUISHER
- EXIT SIGNS (ARROW INDICATE DIRECTION)
- S/C — SMOKE/ CARBON MONOXIDE DETECTOR

**RESIDENTIAL GENERAL NOTES:**

1. BUILDING IS FULLY SPRINKLED PER NFPA 13
2. CORRIDOR PARTITIONS ARE REQUIRED TO BE ONE HOUR RATED, BUT ARE CONSTRUCTED AS 2 HOUR ONLY TO MEET THE STC RATING. CONTRACTOR SHALL FOLLOW FLOOR PLAN AND PARTITION TYPES WHEN CONSTRUCTING WALLS.

## EGRESS CALCULATIONS - RESIDENTIAL FLOOR

APARTMENTS

OCCUPANCY: R-2 — PER TABLE 1004.1.2

| | CLASS | AREA S.F. | FLR AREA/ OCCUPANT | OCCUPANT LOAD |
|---|---|---|---|---|
| APT UNIT 'A' | R-2 | 1,610 | 200 GROSS | 9 |
| APT UNIT 'B' | R-2 | 716 | 200 GROSS | 4 |
| APT UNIT 'C' | R-2 | 1,143 | 200 GROSS | 6 |
| APT UNIT 'D' | R-2 | 616 | 200 GROSS | 4 |
| APT UNIT 'E' | R-2 | 914 | 200 GROSS | 5 |
| APT UNIT 'F' | R-2 | 713 | 200 GROSS | 4 |
| APT UNIT 'G' | R-2 | 744 | 200 GROSS | 4 |
| APT UNIT 'H' | R-2 | 710 | 200 GROSS | 4 |
| APT UNIT 'J' | R-2 | 613 | 200 GROSS | 4 |
| APT UNIT 'K' | R-2 | 768 | 200 GROSS | 4 |
| APT UNIT 'L' | R-2 | 511 | 200 GROSS | 3 |
| APT UNIT 'M' | R-2 | 519 | 200 GROSS | 3 |
| TOTAL | | | | 54 |

**TABLE 1005.1** EGRESS WIDTH PER OCCUPANT SERVED

1. STAIRS REQUIRED
   STAIRS = 0.3"/OCCUPANT
   OCCUPANTS: 54
   0.3" X 54 = 16.2"
   STAIRS PROVIDED
   3 X 45" = 135"
2. DOORS REQUIRED
   .2" X 54 = 10.8"
   DOORS PROVIDED
   3 X 36" = 108"
3. CORRIDORS REQUIRED
   PER 1016.2, MIN. REQUIRED: 44"
   PROVIDED: 60"

## OCCUPANCIES

TABLE 1004.1.2

| USE | CLASS | AREA S.F. | FLR AREA/ OCCUPANT | OCCUPANT LOAD | |
|---|---|---|---|---|---|
| WATER SERVICE/PUMP ROOM | * | | 300 | | |
| COMPACTOR ROOM #1 | * | | 300 | | |
| CART STORAGE | * | | 300 | | NON-SIMULT |
| BOILER ROOM | * | | 300 | | |
| LAUNDRY ROOM | * | | 100 | | |
| MECHANICAL ROOM | * | | 300 | | |
| COMPACTOR ROOM #2 | * | | 300 | | |
| TELECOM ROOM | * | | 300 | | |
| CONDENSING WATER SERVICE | * | | 300 | | |
| GAS METER ROOM | * | | 300 | | |
| ELECTRICAL SWITCHGEAR ROOM | * | | 300 | | |
| RESIDENTIAL STORAGE | S-2 | | 300 | | |
| ATS ROOM | * | | 300 | | NON-SIMULT |
| FUEL OIL TANK ROOM | * | | 300 | | NON-SIMULT |
| EMPLOYEE TOILETS & LOCKERS | * | | 50 | | NON-SIMULT |
| EMPLOYEE FACILITIES | * | | 100 | | |
| SUPER'S OFFICE / PANTRY | * | | 100 | | |
| RETAIL (GRADE & BASEMENT) | M | | 30 | | NON-SIMULT |
| RETAIL (AREA ON | | | 60 | | |
| PARKING GARAGE | | | 200 | | NON-SIMULT |
| RESTAURANT | A-2 | | 15 | | |
| APARTMENT | R-2 | | 200 | | |

* : INCIDENTAL USE AREAS FOR PER **TABLE 508.2**
** : ACCESSORY PER **TABLE 508.3.1**

Damian Titus
APPROVED
Under Directive 2 of 1975
Date: 09/20/2014
NYC Development Hub

OWNER:
SNOWPLOW LLC
950 THIRD AVENUE
NEW YORK, NY 10022
TEL.: (212) 486-2000

ARCHITECT OF RECORD:
SLCE*Architects, LLP*
841 BROADWAY
NEW YORK, NY 10003
TEL.: 212-979-8400

DESIGN ARCHITECT:
SOM
14 WALL STREET
NEW YORK, NY 10005
TEL.: 212-298-9336

STRUCTURAL ENGINEER:
DESIMONE
18 WEST 18th STREET
NEW YORK, NY 10011
TEL.: 212-532-2211

MEP ENGINEER:
WSP • FLACK+KURTZ
512 SEVENTH AVENUE
NEW YORK, NY 10011
TEL.: 212-532-9600

BUILDING ENVELOPE CONSULTANT:
GBS
GILSANZ MURRAY STEFICEK LLP
129 WEST 27th STREET
NEW YORK, NY 10001
TEL.: 212-254-0030

INTERIOR ARCHITECT:
DANIEL ROMUALDEZ • ARCHITECTS
119 WEST 23rd STREET
NEW YORK, NY 10011
TEL.: 212-989-8429

LIGHTING DESIGNER:
SBLD STUDIO
132 WEST 36th STREET
NEW YORK, NY 10018
TEL.: 212-391-4230

FACADE MAINTENANCE CONSULTANT:
ENTEK ENGINEERING, LLC
166 AMES STREET
HACKENSACK, NJ 07601
TEL.: 201-820-2801

ELEVATOR CONSULTANT:
vda
5 REGENT STREET
LIVINGSTON, NJ 07039
TEL.: 973-994-9220

GEOTECHNICAL CONSULTANT:
LANGAN ENGINEERING
RIVER DRIVE CENTER 1
ELMWOOD PARK, NJ 07407
TEL.: 201-794-6900

| No: | Date: | Revision: |
|---|---|---|
| | 10-10-12 | D.O.B. SUBMITTAL |

NORTH ARROW: N
SCALE: 0' 2' 4' 8'

KEY PLAN:

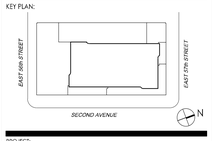


PROJECT:
# 252 EAST 57th STREET NEW YORK, NY

TITLE:
## LIFE SAFETY PLAN: 3rd FLOOR

SEAL & SIGNATURE:

REGISTERED ARCHITECT — ALONDRA D. DIAZ — 029090 — STATE OF NEW YORK

| | |
|---|---|
| SCALE: | AS SHOWN |
| DATE: | 09-02-11 |
| PROJECT No: | 2011-14 |
| FILE No: | 250 EAST 57th STREET |
| DRAWN BY: | |
| CHECKED BY: | |
| DWG. No.: | A-056.00 |
| | OF |

DEPT OF BLDGS 121303523 Job Number
E350 F495493 Share Code

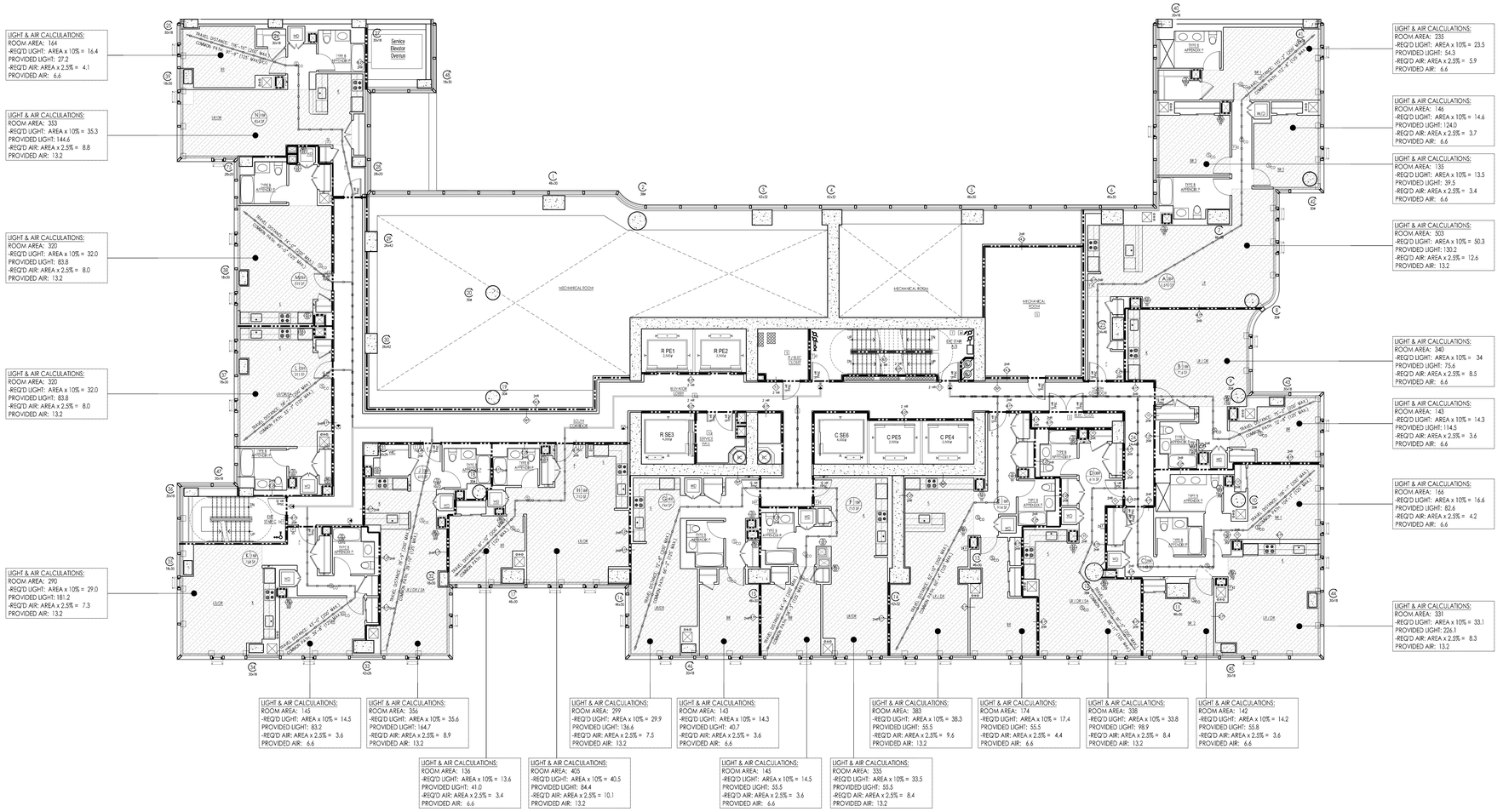


## LEGEND

- HABITABLE FLOOR AREA
- COMMON PATH TRAVEL DISTANCE
- GENERAL TRAVEL DISTANCE
- ONE HOUR BEARING WALLS (45-MINUTE SELF-CLOSING DOORS )
- TWO HOUR WALLS (90-MINUTE SELF-CLOSING DOORS )
- THREE HOUR WALLS (3HR SELF-CLOSING DOORS )
- FE — FIRE EXTINGUISHER
- EXIT SIGNS (ARROW INDICATE DIRECTION)
- SMOKE/ CARBON MONOXIDE DETECTOR

**RESIDENTIAL GENERAL NOTES:**

1. BUILDING IS FULLY SPRINKLED PER NFPA 13
2. CORRIDOR PARTITIONS ARE REQUIRED TO BE ONE HOUR RATED, BUT ARE CONSTRUCTED AS 2 HOUR ONLY TO MEET THE STC RATING. CONTRACTOR SHALL FOLLOW FLOOR PLAN AND PARTITION TYPES WHEN CONSTRUCTING WALLS.

## EGRESS CALCULATIONS - RESIDENTIAL FLOOR

APARTMENTS

OCCUPANCY: R-2 — PER TABLE 1004.1.2

| | CLASS | AREA S.F. | FLR AREA/ OCCUPANT | OCCUPANT LOAD |
|---|---|---|---|---|
| APT UNIT 'A' | R-2 | 1,610 | 200 GROSS | 9 |
| APT UNIT 'B' | R-2 | 716 | 200 GROSS | 4 |
| APT UNIT 'C' | R-2 | 1,143 | 200 GROSS | 6 |
| APT UNIT 'D' | R-2 | 616 | 200 GROSS | 4 |
| APT UNIT 'E' | R-2 | 914 | 200 GROSS | 5 |
| APT UNIT 'F' | R-2 | 713 | 200 GROSS | 4 |
| APT UNIT 'G' | R-2 | 744 | 200 GROSS | 4 |
| APT UNIT 'H' | R-2 | 710 | 200 GROSS | 4 |
| APT UNIT 'J' | R-2 | 613 | 200 GROSS | 4 |
| APT UNIT 'K' | R-2 | 768 | 200 GROSS | 4 |
| APT UNIT 'L' | R-2 | 511 | 200 GROSS | 3 |
| APT UNIT 'M' | R-2 | 519 | 200 GROSS | 3 |
| APT UNIT 'N' | R-2 | 854 | 200 GROSS | 5 |
| TOTAL | | | | 59 |

**TABLE 1005.1** EGRESS WIDTH PER OCCUPANT SERVED

1. STAIRS REQUIRED
   STAIRS = 0.3"/OCCUPANT
   OCCUPANTS: 59
   0.3" X 59 = 17.7"
   STAIRS PROVIDED
   3 X 45" = 135"
2. DOORS REQUIRED
   .2" X 59 = 11.8"
   DOORS PROVIDED
   3 X 36" = 108"
3. CORRIDORS REQUIRED
   PER 1016.2, MIN. REQUIRED: 44"
   PROVIDED: 60"

## OCCUPANCIES

TABLE 1004.1.2

| USE | CLASS | AREA S.F. | FLR AREA/ OCCUPANT | OCCUPANT LOAD |
|---|---|---|---|---|
| WATER SERVICE/PUMP ROOM | * | | 300 | |
| COMPACTOR ROOM #1 | * | | 300 | |
| CART STORAGE | * | | 300 | NON-SIMULT |
| BOILER ROOM | * | | 300 | |
| LAUNDRY ROOM | * | | 100 | |
| MECHANICAL ROOM | * | | 300 | |
| COMPACTOR ROOM #2 | * | | 300 | |
| TELECOM ROOM | * | | 300 | |
| CONDENSING WATER SERVICE | * | | 300 | |
| GAS METER ROOM | * | | 300 | |
| ELECTRICAL SWITCHGEAR ROOM | * | | 300 | |
| RESIDENTIAL STORAGE | S-2 | | 300 | |
| ATS ROOM | * | | 300 | NON-SIMULT |
| FUEL OIL TANK ROOM | * | | 300 | NON-SIMULT |
| EMPLOYEE TOILETS & LOCKERS | * | | 50 | NON-SIMULT |
| EMPLOYEE FACILITIES | * | | 100 | |
| SUPER'S OFFICE / PARLOR | * | | 100 | |
| RETAIL (GRADE & BASEMENT) | M | | 30 | NON-SIMULT |
| RETAIL (AREA ON SECOND FLOOR) | * | | 60 | |
| PARKING GARAGE | * | | 200 | NON-SIMULT |
| RESTAURANT | A-2 | | 15 | |
| APARTMENT | R-2 | | 200 | |

* : INCIDENTAL USE AREAS FOR PER TABLE 508.2
** : ACCESSORY PER TABLE 508.3.1

Damian Titus
DOB
Buildings
APPROVED
Under Directive 2 of 2975
Date: 09/20/2014
NYC Development Hub

OWNER:
SNOWPLOW LLC
950 THIRD AVENUE
NEW YORK, NY 10022
TEL.: (212) 486-2000

ARCHITECT OF RECORD:
SLCE*Architects, LLP*
841 BROADWAY
NEW YORK, NY 10003
TEL.: 212-979-8400

DESIGN ARCHITECT:
SOM
14 WALL STREET
NEW YORK, NY 10005
TEL.: 212-298-9336

STRUCTURAL ENGINEER:
DESIMONE
18 WEST 18th STREET
NEW YORK, NY 10011
TEL.: 212-532-2211

MEP ENGINEER:
WSP • FLACK+KURTZ
512 SEVENTH AVENUE
NEW YORK, NY 10011
TEL.: 212-532-9600

BUILDING ENVELOPE CONSULTANT:
GBS
GILSANZ MURRAY STEFICEK LLP
129 WEST 27th STREET
NEW YORK, NY 10001
TEL.: 212-254-0030

INTERIOR ARCHITECT:
DANIEL ROMUALDEZ • ARCHITECTS
119 WEST 23rd STREET
NEW YORK, NY 10011
TEL.: 212-989-8429

LIGHTING DESIGNER:
SBLD STUDIO
132 WEST 36th STREET
NEW YORK, NY 10018
TEL.: 212-391-4230

FACADE MAINTENANCE CONSULTANT:
ENTEK ENGINEERING, LLC
166 AMES STREET
HACKENSACK, NJ 07601
TEL.: 201-820-2801

ELEVATOR CONSULTANT:
vda
5 REGENT STREET
LIVINGSTON, NJ 07039
TEL.: 973-994-9220

GEOTECHNICAL CONSULTANT:
LANGAN ENGINEERING
RIVER DRIVE CENTER 1
ELMWOOD PARK, NJ 07407
TEL.: 201-794-6900

| No: | Date: | Revision: |
|---|---|---|
| | 10-10-12 | D.O.B. SUBMITTAL |

NORTH ARROW — SCALE: 0 2 4 8

KEY PLAN:

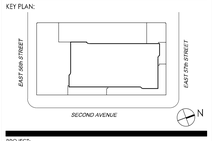


PROJECT:

# 252 EAST 57th STREET NEW YORK, NY

TITLE:

## LIFE SAFETY PLAN: 4th FLOOR

SEAL & SIGNATURE:

REGISTERED ARCHITECT GLORIA R. GILDER 022020 NEW YORK STATE

| | |
|---|---|
| SCALE: | AS SHOWN |
| DATE: | 09-03-11 |
| PROJECT No: | 2011-14 |
| FILE No: | 250 EAST 57th STREET |
| DRAWN BY: | |
| CHECKED BY: | |
| DWG No.: | A-057.00 |

OF

DEPT OF BLDGS 121505525 Job Number
E1525384838 Scan Code

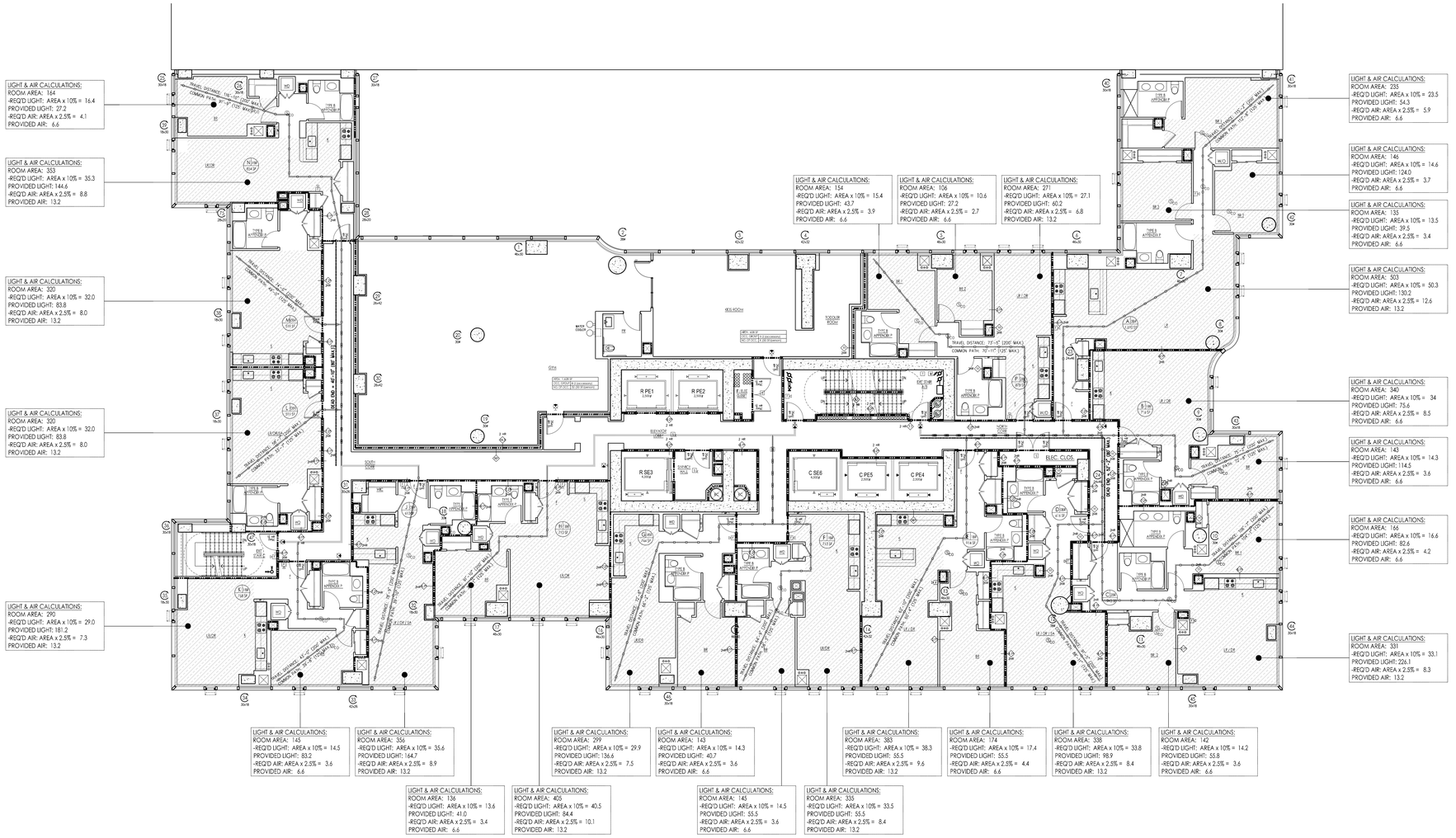


## LEGEND

- HABITABLE FLOOR AREA
- COMMON PATH TRAVEL DISTANCE
- GENERAL TRAVEL DISTANCE
- ONE HOUR BEARING WALLS (45-MINUTE SELF-CLOSING DOORS )
- TWO HOUR WALLS (90-MINUTE SELF-CLOSING DOORS )
- THREE HOUR WALLS (3HR SELF-CLOSING DOORS )
- FE — FIRE EXTINGUISHER
- EXIT SIGNS (ARROW INDICATE DIRECTION)
- S/C — SMOKE/ CARBON MONOXIDE DETECTOR

**RESIDENTIAL GENERAL NOTES:**

1. BUILDING IS FULLY SPRINKLED PER NFPA 13
2. CORRIDOR PARTITIONS ARE REQUIRED TO BE ONE HOUR RATED, BUT ARE CONSTRUCTED AS 2 HOUR ONLY TO MEET THE STC RATING. CONTRACTOR SHALL FOLLOW FLOOR PLAN AND PARTITION TYPES WHEN CONSTRUCTING WALLS.

## EGRESS CALCULATIONS - RESIDENTIAL FLOOR

APARTMENTS

OCCUPANCY: R-2

PER TABLE 1004.1.2

| | CLASS | AREA S.F. | FLR AREA/ OCCUPANT | OCCUPANT LOAD |
|---|---|---|---|---|
| APT UNIT 'A' | R-2 | 1,610 | 200 GROSS | 9 |
| APT UNIT 'B' | R-2 | 716 | 200 GROSS | 4 |
| APT UNIT 'C' | R-2 | 1,143 | 200 GROSS | 6 |
| APT UNIT 'D' | R-2 | 616 | 200 GROSS | 4 |
| APT UNIT 'E' | R-2 | 914 | 200 GROSS | 5 |
| APT UNIT 'F' | R-2 | 713 | 200 GROSS | 4 |
| APT UNIT 'G' | R-2 | 744 | 200 GROSS | 4 |
| APT UNIT 'H' | R-2 | 710 | 200 GROSS | 4 |
| APT UNIT 'J' | R-2 | 613 | 200 GROSS | 4 |
| APT UNIT 'K' | R-2 | 768 | 200 GROSS | 4 |
| APT UNIT 'L' | R-2 | 511 | 200 GROSS | 3 |
| APT UNIT 'M' | R-2 | 519 | 200 GROSS | 3 |
| APT UNIT 'N' | R-2 | 854 | 200 GROSS | 5 |
| APT UNIT 'P' | R-2 | 878 | 200 GROSS | 5 |
| GYM | R-2** | | | |
| KIDS | R-2** | | | |
| TODDLERS | R-2** | | | |
| TOTAL | | | | 64 |

** ACCESSORY PER TABLE 508.3.1

**TABLE 1005.1** EGRESS WIDTH PER OCCUPANT SERVED

1. STAIRS REQUIRED
   STAIRS = 0.3"/OCCUPANT
   OCCUPANTS: 64
   0.3" X 64 = 19.2"
   STAIRS PROVIDED
   3 X 45" = 135"

2. DOORS REQUIRED
   .2" X 64 = 12.8"
   DOORS PROVIDED
   3 X 36" = 108"

3. CORRIDORS REQUIRED
   PER 1016.2, MIN. REQUIRED: 44"
   PROVIDED: 60"

## OCCUPANCIES

TABLE 1004.1.2

| USE | CLASS | AREA S.F. | FLR AREA/ OCCUPANT | OCCUPANT LOAD |
|---|---|---|---|---|
| WATER SERVICE/PUMP ROOM | * | | 300 | |
| COMPACTOR ROOM #1 | * | | 300 | |
| CART STORAGE | * | | 300 | NON-SIMULT. |
| BOILER ROOM | * | | 300 | |
| LAUNDRY ROOM | * | | 100 | |
| MECHANICAL ROOM | * | | 300 | |
| COMPACTOR ROOM #2 | * | | 300 | |
| TELECOM ROOM | * | | 300 | |
| CONDENSING WATER SERVICE | * | | 300 | |
| GAS METER ROOM | * | | 300 | |
| ELECTRICAL SWITCHGEAR ROOM | * | | 300 | |
| RESIDENTIAL STORAGE | S-2 | | 300 | |
| ATS ROOM | * | | 300 | NON-SIMULT. |
| FUEL OIL TANK ROOM | * | | 300 | NON-SIMULT. |
| EMPLOYEE TOILETS & SHOWERS | * | | 50 | NON-SIMULT. |
| EMPLOYEE FACILITIES | * | | 100 | |
| SUPER'S OFFICE / PARKING OFFICE | B | | 100 | |
| RETAIL (GRADE & BASEMENT) | M | | 30 | NON-SIMULT. |
| RETAIL (AREA ON 2ND FLOOR) | M | | 60 | |
| PARKING GARAGE | * | | 200 | NON-SIMULT. |
| RESTAURANT | A-2 | | 15 | |
| APARTMENT | R-2 | | 200 | |

* : INCIDENTAL USE AREAS FOR PER TABLE 508.2

** :ACCESSORY PER TABLE 508.3.1

Damian Titus
Buildings
APPROVED
Under Directive 2 of 1975
Date: 09/20/2014
NYC Development Hub

OWNER:
SNOWPLOW LLC
950 THIRD AVENUE
NEW YORK, NY 10022
TEL.: (212) 486-2000

ARCHITECT OF RECORD:
SLCE*Architects, LLP*
841 BROADWAY
NEW YORK, NY 10003
TEL.: 212-979-8400

DESIGN ARCHITECT:
SOM
14 WALL STREET
NEW YORK, NY 10005
TEL.: 212-298-9336

STRUCTURAL ENGINEER:
DESIMONE
18 WEST 18th STREET
NEW YORK, NY 10011
TEL.: 212-532-2211

MEP ENGINEER:
WSP • FLACK+KURTZ
512 SEVENTH AVENUE
NEW YORK, NY 10011
TEL.: 212-532-9600

BUILDING ENVELOPE CONSULTANT:
GBS
GILSANZ MURRAY STEFICEK LLP
129 WEST 27th STREET
NEW YORK, NY 10001
TEL.: 212-254-0030

INTERIOR ARCHITECT:
DANIEL ROMUALDEZ • ARCHITECTS
119 WEST 23rd STREET
NEW YORK, NY 10011
TEL.: 212-989-8429

LIGHTING DESIGNER:
SBLD STUDIO
132 WEST 36th STREET
NEW YORK, NY 10018
TEL.: 212-391-4230

FACADE MAINTENANCE CONSULTANT:
ENTEK ENGINEERING, LLC
166 AMES STREET
HACKENSACK, NJ 07601
TEL.: 201-820-2801

ELEVATOR CONSULTANT:
vda
5 REGENT STREET
LIVINGSTON, NJ 07039
TEL.: 973-994-9220

GEOTECHNICAL CONSULTANT:
LANGAN ENGINEERING
RIVER DRIVE CENTER 1
ELMWOOD PARK, NJ 07407
TEL.: 201-794-6900

| No: | Date: | Revision: |
|---|---|---|
| | 10-10-12 | D.O.B. SUBMITTAL |

NORTH ARROW — SCALE: 0' 2' 4' 8'

KEY PLAN:

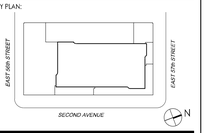


PROJECT:

# 252 EAST 57th STREET NEW YORK, NY

TITLE:

## LIFE SAFETY PLAN: 5th FLOOR

SEAL & SIGNATURE:

REGISTERED ARCHITECT — STATE OF NEW YORK — 026020

| | |
|---|---|
| SCALE: | AS SHOWN |
| DATE: | 09-20-11 |
| PROJECT No: | 2011-14 |
| FILE No: | 250 EAST 57th STREET |
| DRAWN BY: | |
| CHECKED BY: | |
| DWG. No.: | A-058.00 |

OF

THESE DRAWINGS AND SPECIFICATIONS ARE THE PROPERTY AND COPYRIGHT OF SLCE ARCHITECTS, LLP AND SHALL NOT BE USED BY ANY PERSON OR ENTITY FOR ANY PURPOSE WITHOUT THE WRITTEN PERMISSION OF SLCE ARCHITECTS, LLP. ANY UNAUTHORIZED USE SHALL BE AT THE SOLE RISK OF THE USER.

DEPT OF BLDGS 121305525 Job Number
B1400520439 Work Order

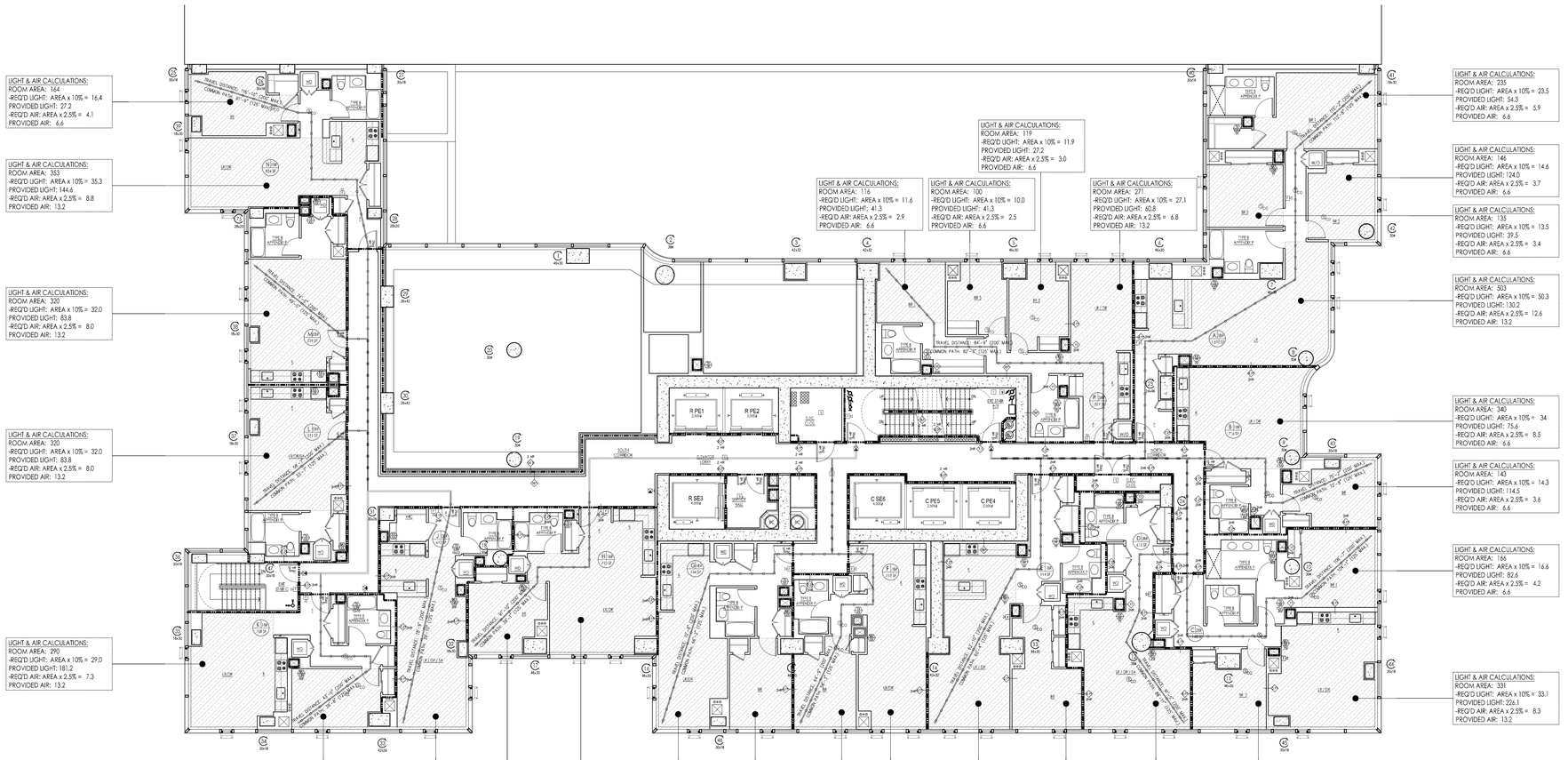


## LEGEND

- HABITABLE FLOOR AREA
- COMMON PATH TRAVEL DISTANCE
- GENERAL TRAVEL DISTANCE
- ONE HOUR BEARING WALLS (45-MINUTE SELF-CLOSING DOORS )
- TWO HOUR WALLS (90-MINUTE SELF-CLOSING DOORS )
- THREE HOUR WALLS (3HR SELF-CLOSING DOORS )
- FE — FIRE EXTINGUISHER
- EXIT SIGNS (ARROW INDICATE DIRECTION)
- S/C — SMOKE/ CARBON MONOXIDE DETECTOR

**RESIDENTIAL**
**GENERAL NOTES:**

1. BUILDING IS FULLY SPRINKLED PER NFPA 13
2. CORRIDOR PARTITIONS ARE REQUIRED TO BE ONE HOUR RATED, BUT ARE CONSTRUCTED AS 2 HOUR ONLY TO MEET THE STC RATING. CONTRACTOR SHALL FOLLOW FLOOR PLAN AND PARTITION TYPES WHEN CONSTRUCTING WALLS.

## EGRESS CALCULATIONS - RESIDENTIAL FLOOR

APARTMENTS

OCCUPANCY: R-2 — PER TABLE 1004.1.2

| | CLASS | AREA S.F. | FLR AREA/ OCCUPANT | OCCUPANT LOAD |
|---|---|---|---|---|
| APT UNIT 'A' | R-2 | 1,610 | 200 GROSS | 9 |
| APT UNIT 'B' | R-2 | 716 | 200 GROSS | 4 |
| APT UNIT 'C' | R-2 | 1,143 | 200 GROSS | 6 |
| APT UNIT 'D' | R-2 | 616 | 200 GROSS | 4 |
| APT UNIT 'E' | R-2 | 914 | 200 GROSS | 5 |
| APT UNIT 'F' | R-2 | 713 | 200 GROSS | 4 |
| APT UNIT 'G' | R-2 | 744 | 200 GROSS | 4 |
| APT UNIT 'H' | R-2 | 710 | 200 GROSS | 4 |
| APT UNIT 'J' | R-2 | 613 | 200 GROSS | 4 |
| APT UNIT 'K' | R-2 | 768 | 200 GROSS | 4 |
| APT UNIT 'L' | R-2 | 511 | 200 GROSS | 3 |
| APT UNIT 'M' | R-2 | 519 | 200 GROSS | 3 |
| APT UNIT 'N' | R-2 | 854 | 200 GROSS | 5 |
| APT UNIT 'P' | R-2 | 1,071 | 200 GROSS | 6 |
| TOTAL | | | | 65 |

** ACCESSORY PER TABLE 508.3.1

**TABLE 1005.1** EGRESS WIDTH PER OCCUPANT SERVED

1. STAIRS REQUIRED
   STAIRS = 0.3"/OCCUPANT
   OCCUPANTS: 65
   0.3" X 65 = 19.5"
   STAIRS PROVIDED
   3 X 45" = 135"

2. DOORS REQUIRED
   2" X 65 = 13"
   DOORS PROVIDED
   3 X 36" = 108"

3. CORRIDORS REQUIRED
   PER 1016.2, MIN. REQUIRED: 44"
   PROVIDED: 60"

## OCCUPANCIES

TABLE 1004.1.2

| USE | CLASS | AREA S.F. | FLR AREA/ OCCUPANT | OCCUPANT LOAD | |
|---|---|---|---|---|---|
| WATER SERVICE/PUMP ROOM | * | | 300 | | |
| COMPACTOR ROOM #1 | * | | 300 | | |
| CART STORAGE | * | | 300 | | NON-SIMULT |
| BOILER ROOM | * | | 300 | | |
| LAUNDRY ROOM | * | | 100 | | |
| MECHANICAL ROOM | * | | 300 | | |
| COMPACTOR ROOM #2 | * | | 300 | | |
| TELECOM ROOM | * | | 300 | | |
| CONDENSING WATER SERVICE | * | | 300 | | |
| GAS METER ROOM | * | | 300 | | |
| ELECTRICAL SWITCHGEAR ROOM | * | | 300 | | |
| RESIDENTIAL STORAGE | S-2 | | 300 | | |
| ATS ROOM | * | | 300 | | NON-SIMULT |
| FUEL OIL TANK ROOM | * | | 300 | | NON-SIMULT |
| EMPLOYEE TOILETS & LOCKERS | * | | 50 | | NON-SIMULT |
| EMPLOYEE FACILITIES | * | | 100 | | |
| SUPER'S OFFICE / ADMIN | * | | 100 | | |
| RETAIL (GRADE & BASEMENT) | M | | 30 | | NON-SIMULT |
| RETAIL (AREA ON | | | 60 | | |
| PARKING GARAGE | | | 200 | | NON-SIMULT |
| RESTAURANT | A-2 | | 15 | | |
| APARTMENT | R-2 | | 200 | | |

* : INCIDENTAL USE AREAS FOR PER TABLE 508.2
** : ACCESSORY PER TABLE 508.3.1

Damian Titus
APPROVED
Under Directive 2 of 1975
Date: 09/20/2014
NYC Development Hub

OWNER:
SNOWPLOW LLC
950 THIRD AVENUE
NEW YORK, NY 10022
TEL.: (212) 486-2000

ARCHITECT OF RECORD:
SLCE*Architects, LLP*
841 BROADWAY
NEW YORK, NY 10003
TEL.: 212-979-8400

DESIGN ARCHITECT:
SOM
14 WALL STREET
NEW YORK, NY 10005
TEL.: 212-298-9336

STRUCTURAL ENGINEER:
DESIMONE
18 WEST 18th STREET
NEW YORK, NY 10011
TEL.: 212-532-2211

MEP ENGINEER:
WSP • FLACK+KURTZ
512 SEVENTH AVENUE
NEW YORK, NY 10011
TEL.: 212-532-9600

BUILDING ENVELOPE CONSULTANT:
GBS
GILSANZ MURRAY STEFICEK LLP
129 WEST 27th STREET
NEW YORK, NY 10001
TEL.: 212-254-0030

INTERIOR ARCHITECT:
DANIEL ROMUALDEZ • ARCHITECTS
119 WEST 23rd STREET
NEW YORK, NY 10011
TEL.: 212-989-8429

LIGHTING DESIGNER:
SBLD STUDIO
132 WEST 36th STREET
NEW YORK, NY 10018
TEL.: 212-391-4230

FACADE MAINTENANCE CONSULTANT:
ENTEK ENGINEERING, LLC
166 AMES STREET
HACKENSACK, NJ 07601
TEL.: 201-820-2801

ELEVATOR CONSULTANT:
vda
5 REGENT STREET
LIVINGSTON, NJ 07039
TEL.: 973-994-9220

GEOTECHNICAL CONSULTANT:
LANGAN ENGINEERING
RIVER DRIVE CENTER 1
ELMWOOD PARK, NJ 07407
TEL.: 201-794-6900

| No: | Date: | Revision: |
|---|---|---|
| | 10-10-12 | D.O.B. SUBMITTAL |

NORTH ARROW — SCALE: 0 2 4 8'

KEY PLAN:

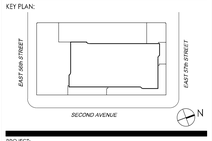


PROJECT:

# 252 EAST 57th STREET NEW YORK, NY

TITLE:

## LIFE SAFETY PLAN: 6th FLOOR

SEAL & SIGNATURE:

LICENSED ARCHITECT — GLENN B. GLOVER — STATE OF NEW YORK — 026020

| | |
|---|---|
| SCALE: | AS SHOWN |
| DATE: | 09-20-11 |
| PROJECT No: | 2011-14 |
| FILE No: | 250 EAST 57th STREET |
| DRAWN BY: | |
| CHECKED BY: | |
| DWG. No.: | A-059.00 |
| | OF |

DEPT OF BLDGS 121303524 Job Number
E2405190904R Work Order

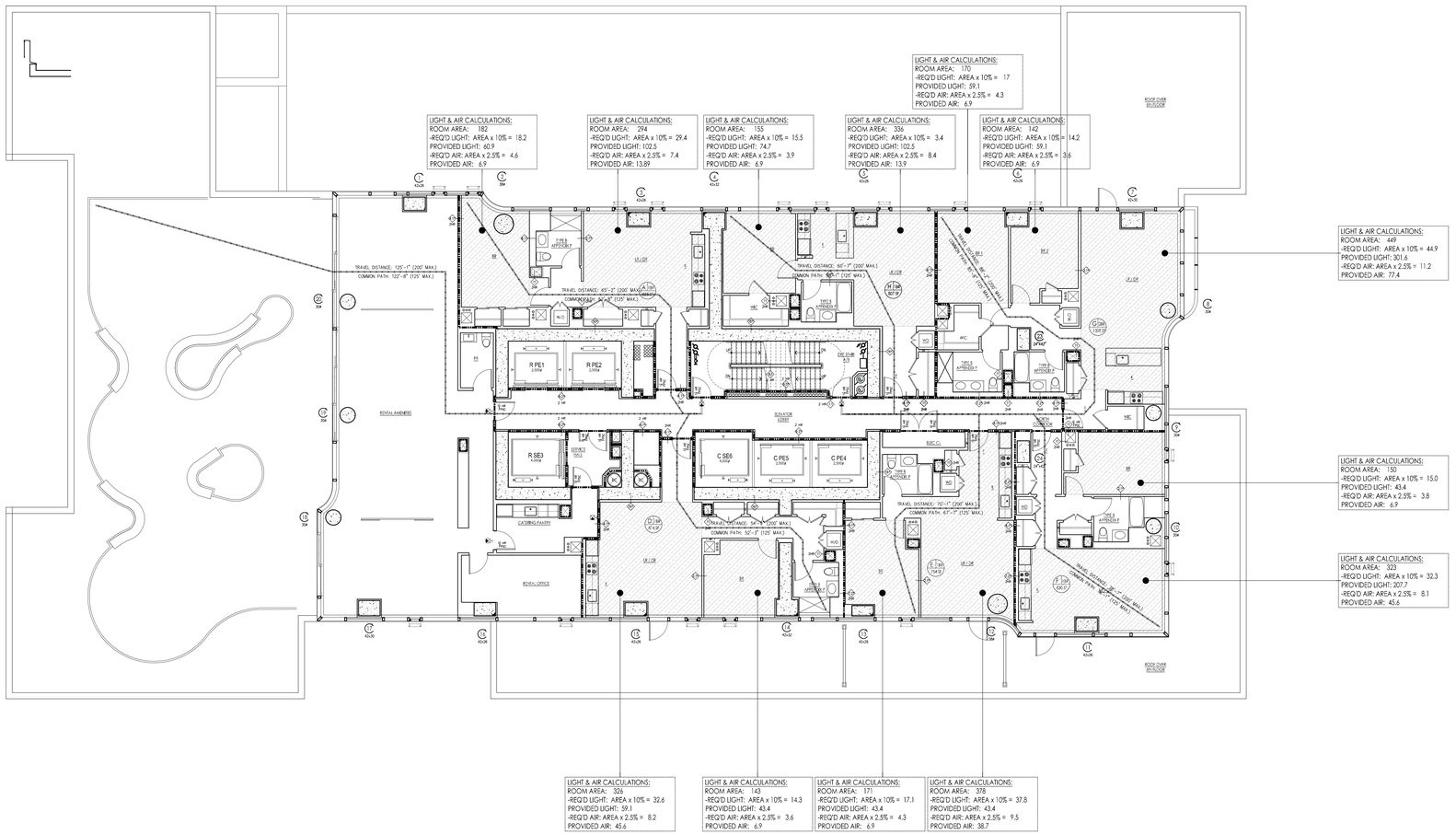


## LEGEND

- HABITABLE FLOOR AREA
- COMMON PATH TRAVEL DISTANCE
- GENERAL TRAVEL DISTANCE
- ONE HOUR BEARING WALLS (45-MINUTE SELF-CLOSING DOORS )
- TWO HOUR WALLS (90-MINUTE SELF-CLOSING DOORS )
- THREE HOUR WALLS (3HR SELF-CLOSING DOORS )
- FE — FIRE EXTINGUISHER
- EXIT SIGNS (ARROW INDICATE DIRECTION)
- SMOKE/ CARBON MONOXIDE DETECTOR

**RESIDENTIAL GENERAL NOTES:**

1. BUILDING IS FULLY SPRINKLED PER NFPA 13
2. CORRIDOR PARTITIONS ARE REQUIRED TO BE ONE HOUR RATED, BUT ARE CONSTRUCTED AS 2 HOUR ONLY TO MEET THE STC RATING. CONTRACTOR SHALL FOLLOW FLOOR PLAN AND PARTITION TYPES WHEN CONSTRUCTING WALLS.

## EGRESS CALCULATIONS - RESIDENTIAL FLOOR

APARTMENTS

OCCUPANCY: R-2 — PER TABLE 1004.1.2

| | CLASS | AREA S.F. | FLR AREA/ OCCUPANT | OCCUPANT LOAD |
|---|---|---|---|---|
| APT UNIT 'A' | R-2 | 1,797 | 200 GROSS | 9 |
| APT UNIT 'B' | R-2 | 1,776 | 200 GROSS | 9 |
| APT UNIT 'C' | R-2 | 2,084 | 200 GROSS | 10 |
| APT UNIT 'D' | R-2 | 1,402 | 200 GROSS | 7 |
| TOTAL | | | | 35 |

**TABLE 1005.1** EGRESS WIDTH PER OCCUPANT SERVED

1. STAIRS REQUIRED
   **APT A & B :**
   STAIRS = 0.3"/OCCUPANT
   OCCUPANTS: 18
   0.3"X 18 =5.4"
   STAIRS PROVIDED
   2 X 36" = 72"

   STAIRS REQUIRED
   **APT C & D :**
   STAIRS = 0.3"/OCCUPANT
   OCCUPANTS: 17
   0.3"X 17 =5.1"
   STAIRS PROVIDED
   2 X 36" = 72"

2. DOORS REQUIRED
   **APT A & B :**
   18 X 0.2 = 3.6"
   DOORS PROVIDED
   2 X 36" = 72"

   DOORS REQUIRED
   **APT C & D :**
   17 X 0.2 = 3.4"
   DOORS PROVIDED
   2 X 36" = 72"

3. CORRIDORS REQUIRED
   PER 1016.2, MIN. REQUIRED: 44"
   PROVIDED: 57"

## OCCUPANCIES

**TABLE 1004.1.2**

| USE | CLASS | AREA S.F. | FLR AREA/ OCCUPANT | OCCUPANT LOAD | |
|---|---|---|---|---|---|
| WATER SERVICE/PUMP ROOM | * | | 300 | | |
| COMPACTOR ROOM #1 | * | | 300 | | |
| CART STORAGE | * | | 300 | | NON-SIMULT |
| BOILER ROOM | * | | 300 | | |
| LAUNDRY ROOM | * | | 100 | | |
| MECHANICAL ROOM | * | | 300 | | |
| COMPACTOR ROOM #2 | * | | 300 | | |
| TELECOM ROOM | * | | 300 | | |
| CONDENSING WATER SERVICE | * | | 300 | | |
| GAS METER ROOM | * | | 300 | | |
| ELECTRICAL SWITCHGEAR ROOM | * | | 300 | | |
| RESIDENTIAL STORAGE | S-2 | | 300 | | |
| ATS ROOM | * | | 300 | | NON-SIMULT |
| FUEL OIL TANK ROOM | * | | 300 | | NON-SIMULT |
| EMPLOYEE TOILETS & LOCKERS | * | | 50 | | NON-SIMULT |
| EMPLOYEE FACILITIES | * | | 100 | | |
| SUPER'S OFFICE/ PANTRY | * | | 100 | | |
| RETAIL (GRADE & BASEMENT) | M | | 30 | | NON-SIMULT |
| RETAIL (AREA ON SECOND FLOOR) | M | | 60 | | |
| PARKING GARAGE | * | | 200 | | NON-SIMULT |
| RESTAURANT | A-2 | | 15 | | |
| APARTMENT | R-2 | | 200 | | |

* : INCIDENTAL USE AREAS FOR PER **TABLE 508.2**
** : ACCESSORY PER **TABLE 508.3.1**

OWNER:
SNOWPLOW LLC
950 THIRD AVENUE
NEW YORK, NY 10022
TEL.: (212) 486-2000

ARCHITECT OF RECORD:
SLCE*Architects, LLP*
841 BROADWAY
NEW YORK, NY 10003
TEL.: 212-979-8400

DESIGN ARCHITECT:
SOM
14 WALL STREET
NEW YORK, NY 10005
TEL.: 212-298-9336

STRUCTURAL ENGINEER:
DESIMONE
18 WEST 18th STREET
NEW YORK, NY 10011
TEL.: 212-532-2211

MEP ENGINEER:
WSP • FLACK+KURTZ
512 SEVENTH AVENUE
NEW YORK, NY 10011
TEL.: 212-532-9600

BUILDING ENVELOPE CONSULTANT:
GBS
GILSANZ MURRAY STEFICEK LLP
129 WEST 27th STREET
NEW YORK, NY 10001
TEL.: 212-254-0030

INTERIOR ARCHITECT:
DANIEL ROMUALDEZ • ARCHITECTS
119 WEST 23rd STREET
NEW YORK, NY 10011
TEL.: 212-989-8429

LIGHTING DESIGNER:
SBLD STUDIO
132 WEST 36th STREET
NEW YORK, NY 10018
TEL.: 212-391-4230

FACADE MAINTENANCE CONSULTANT:
ENTEK ENGINEERING, LLC
166 AMES STREET
HACKENSACK, NJ 07601
TEL.: 201-820-2801

ELEVATOR CONSULTANT:
vda
5 REGENT STREET
LIVINGSTON, NJ 07039
TEL.: 973-994-9220

GEOTECHNICAL CONSULTANT:
LANGAN ENGINEERING
RIVER DRIVE CENTER 1
ELMWOOD PARK, NJ 07407
TEL.: 201-794-6900

| No: | Date: | Revision: |
|---|---|---|
| | 10-10-12 | D.O.B. SUBMITTAL |

NORTH ARROW — SCALE: 0' 2' 4' 8'

KEY PLAN:

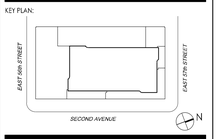


PROJECT:

# 252 EAST 57th STREET NEW YORK, NY

TITLE:

## LIFE SAFETY PLAN: 7th FLOOR

SEAL & SIGNATURE:

| | |
|---|---|
| SCALE: | AS SHOWN |
| DATE: | 09-02-11 |
| PROJECT No: | 2011-14 |
| FILE No: | 250 EAST 57th STREET |
| DRAWN BY: | |
| CHECKED BY: | |
| DWG. No.: | A-060.00 |

Damian Titus.
Buildings
APPROVED
Under Directive 2 of 2975
Date: 03/20/2014
NYC Development Hub

BBPP CIP BLDGS 1215035025 Job Number
E350703134459 Work Order

# 15th - 22nd FLOOR LIFE SAFETY PLAN

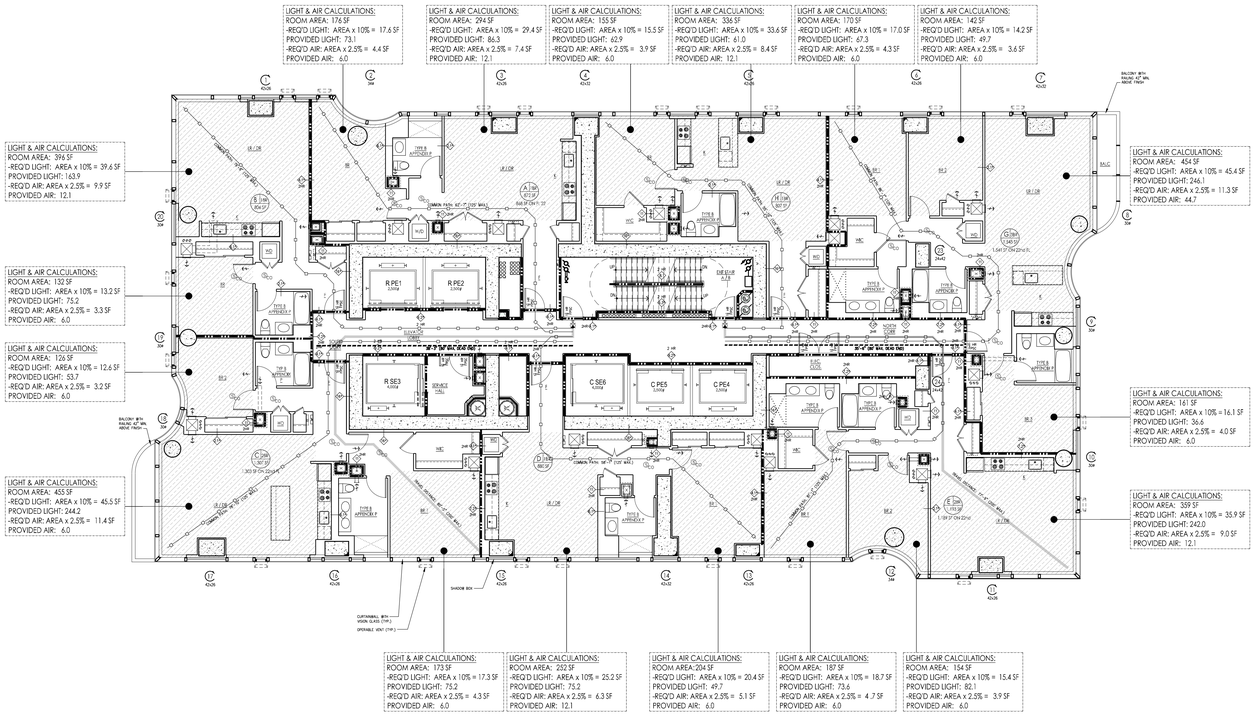


## EGRESS CALCS

### OCCUPANCIES

TABLE 1004.1.2

| USE | OCC. | AREA (SF) | FLOOR AREA/ OCCUPANT (SF) | OCCUPANT LOAD |
|---|---|---|---|---|
| APT. A | R-2 | 872 | 200 | 4 |
| APT. B | R-2 | 806 | 200 | 4 |
| APT. C | R-2 | 1,307 | 200 | 6 |
| APT. D | R-2 | 880 | 200 | 4 |
| APT. E | R-2 | 1,193 | 200 | 5 |
| APT. G | R-2 | 1,303 | 200 | 6 |
| APT. H | R-2 | 807 | 200 | 4 |
| | | | | |
| | | | | |
| TOTAL | | | | 33 |

* INCIDENTAL USE AREAS FOR PER TABLE 508.2
** ACCESSORY PER TABLE 508.3.1

### EGRESS WIDTH / OCCUPANT SERVED

1. STAIRS REQUIRED — TABLE 1005.1

   STAIRS: 0.3" PER OCCUPANT
   OCCUPANTS: 33
   0.3" X 33 = 9.9"

   STAIRS PROVIDED: 2 X 44" = 88"

2. DOORS REQUIRED

   33 OCCUPANTS X 0.2" = 6.6"

   DOORS PROVIDED: 2 X 36" = 72"

3. CORRIDORS REQUIRED — TABLE 1006.2

   44" MIN.

   WIDTH PROVIDED: 60"

## LEGEND

- HABITABLE FLOOR AREA
- COMMON PATH TRAVEL DISTANCE
- GENERAL TRAVEL DISTANCE
- ONE HOUR BEARING WALLS (45-MINUTE SELF-CLOSING DOORS )
- TWO HOUR WALLS (90-MINUTE SELF-CLOSING DOORS )
- THREE HOUR WALLS (3HR SELF-CLOSING DOORS )
- FE — FIRE EXTINGUISHER
- EXIT SIGNS (ARROW INDICATE DIRECTION)
- S/CO — SMOKE/CARBON MONOXIDE DETECTOR

**RESIDENTIAL GENERAL NOTES:**
1. BUILDING IS FULLY SPRINKLED PER NFPA 13
2. CORRIDOR PARTITIONS ARE REQUIRED TO BE ONE HOUR RATED, BUT ARE CONSTRUCTED AS 2 HOUR ONLY TO MEET THE STC RATING. CONTRACTOR SHALL FOLLOW FLOOR PLAN AND PARTITION TYPES WHEN CONSTRUCTING WALLS.

# 8th - 14th FLOOR LIFE SAFETY PLAN

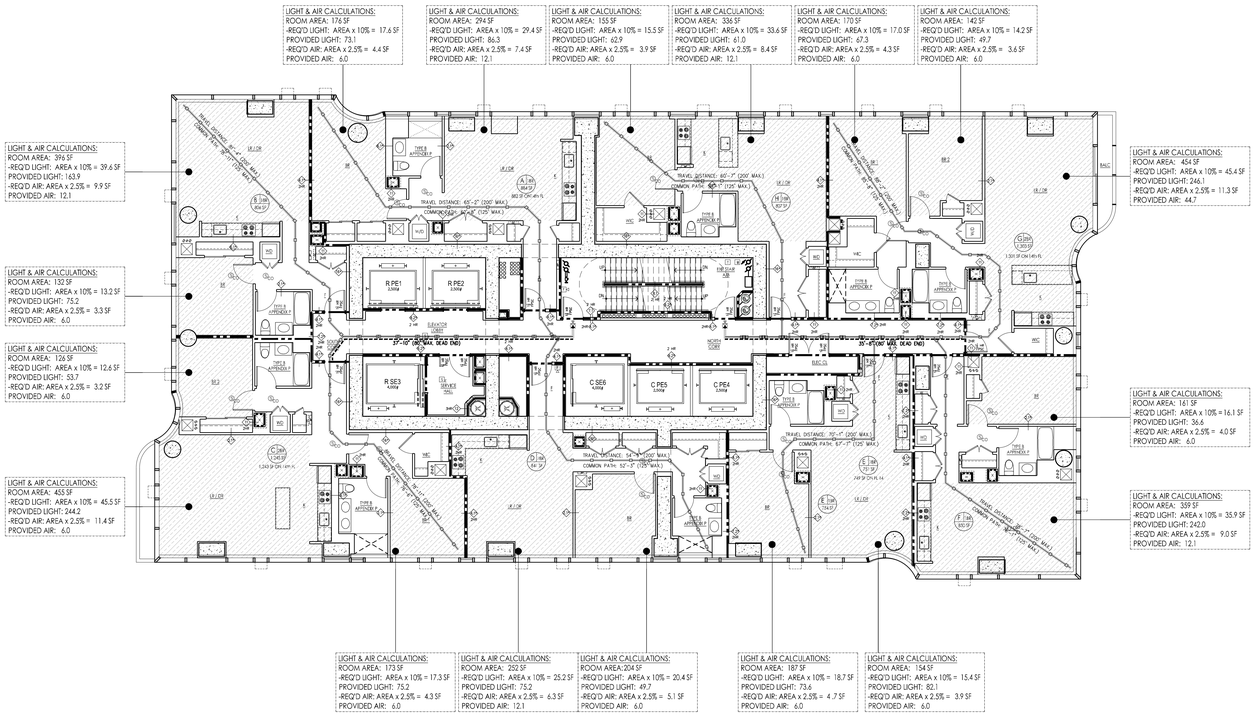


## EGRESS CALCS

### OCCUPANCIES

TABLE 1004.1.2

| USE | OCC. | AREA (SF) | FLOOR AREA/ OCCUPANT (SF) | OCCUPANT LOAD |
|---|---|---|---|---|
| APT. A | R-2 | 872 | 200 | 4 |
| APT. B | R-2 | 806 | 200 | 4 |
| APT. C | R-2 | 1,307 | 200 | 6 |
| APT. D | R-2 | 880 | 200 | 4 |
| APT. E | R-2 | 1,193 | 200 | 5 |
| APT. F | R-2 | | | |
| APT. G | R-2 | 1,303 | 200 | 6 |
| APT. H | R-2 | 807 | 200 | 4 |
| | | | | |
| | | | | |
| TOTAL | | | | X |

* INCIDENTAL USE AREAS FOR PER TABLE 508.2
** ACCESSORY PER TABLE 508.3.1

### EGRESS WIDTH / OCCUPANT SERVED

1. STAIRS REQUIRED — TABLE 1005.1

   STAIRS: 0.3" PER OCCUPANT
   OCCUPANTS: 33
   0.3" X 33 = 9.9"

   STAIRS PROVIDED: 2 X 44" = 88"

2. DOORS REQUIRED

   33 OCCUPANTS X 0.2" = 6.6"

   DOORS PROVIDED: 2 X 36" = 72"

3. CORRIDORS REQUIRED — TABLE 1006.2

   44" MIN.

   WIDTH PROVIDED: 60"

## OCCUPANCIES

TABLE 1004.1.2

| USE | CLASS | AREA S.F. | FLR AREA / OCCUPANT | OCCUPANT LOAD |
|---|---|---|---|---|
| WATER SERVICE/PUMP ROOM | * | | 300 | |
| COMPACTOR ROOM #1 | * | | 300 | |
| CART STORAGE | * | | 300 | NON-SIMULT. |
| BOILER ROOM | * | | 300 | |
| LAUNDRY ROOM | * | | 100 | |
| MECHANICAL ROOM | * | | 300 | |
| COMPACTOR ROOM #2 | * | | 300 | |
| TELECOM ROOM | * | | 300 | |
| CONDENSING WATER SERVICE | * | | 300 | |
| GAS METER ROOM | * | | 300 | |
| ELECTRICAL SWITCHGEAR ROOM | * | | 300 | |
| RESIDENTIAL STORAGE | S-2 | | 300 | |
| ATS ROOM | * | | 300 | NON-SIMULT. |
| FUEL OIL TANK ROOM | * | | 300 | NON-SIMULT. |
| EMPLOYEE TOILETS & LOCKERS | * | | 50 | NON-SIMULT. |
| EMPLOYEE FACILITIES | * | | 100 | |
| SUPER'S OFFICE / PANTRY | * | | 100 | |
| RETAIL (GRADE & BASEMENT) | M | | 30 | NON-SIMULT. |
| RETAIL (AREA ON [illegible]) | | | 60 | |
| PARKING GARAGE | | | 200 | NON-SIMULT. |
| RESTAURANT | A-2 | | 15 | |
| APARTMENT | R-2 | | 200 | |

* : INCIDENTAL USE AREAS FOR PER **TABLE 508.2**
** : ACCESSORY PER **TABLE 508.3.1**

Damian Titus.
Buildings
APPROVED
Under Directive 2 of 1975
Date: 09/20/2014
NYC Development Hub

OWNER:
SNOWPLOW LLC
950 THIRD AVENUE
NEW YORK, NY 10022
TEL.: (212) 486-2000

ARCHITECT OF RECORD:
SLCE*Architects, LLP*
841 BROADWAY
NEW YORK, NY 10003
TEL.: 212-979-8400

DESIGN ARCHITECT:
SOM
14 WALL STREET
NEW YORK, NY 10005
TEL.: 212-298-9336

STRUCTURAL ENGINEER:
DESIMONE
18 WEST 18th STREET
NEW YORK, NY 10011
TEL.: 212-532-2211

MEP ENGINEER:
WSP • FLACK+KURTZ
512 SEVENTH AVENUE
NEW YORK, NY 10011
TEL.: 212-532-9600

BUILDING ENVELOPE CONSULTANT:
GILSANZ MURRAY STEFICEK LLP
129 WEST 27th STREET
NEW YORK, NY 10001
TEL.: 212-254-0030

INTERIOR ARCHITECT:
DANIEL ROMUALDEZ • ARCHITECTS
119 WEST 23rd STREET
NEW YORK, NY 10011
TEL.: 212-989-8429

LIGHTING DESIGNER:
SBLD STUDIO
132 WEST 36th STREET
NEW YORK, NY 10018
TEL.: 212-391-4230

FACADE MAINTENANCE CONSULTANT:
ENTEK ENGINEERING, LLC
166 AMES STREET
HACKENSACK, NJ 07601
TEL.: 201-820-2801

ELEVATOR CONSULTANT:
vda
5 REGENT STREET
LIVINGSTON, NJ 07039
TEL.: 973-994-9220

GEOTECHNICAL CONSULTANT:
LANGAN ENGINEERING
RIVER DRIVE CENTER 1
ELMWOOD PARK, NJ 07407
TEL.: 201-794-6900

| No: | Date: | Revision: |
|---|---|---|
| | 10-10-12 | D.O.B. SUBMITTAL |

NORTH ARROW: N
SCALE: 0' 2' 4' 8'

KEY PLAN:

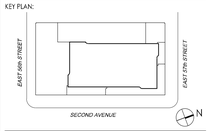


PROJECT:
252 EAST 57th STREET
NEW YORK, NY

TITLE:
LIFE SAFETY PLANS:
8th-14th & 15th-22nd FLOORS

SEAL & SIGNATURE:
REGISTERED ARCHITECT EDWARD D. CLASS STATE OF NEW YORK 029020

| | |
|---|---|
| SCALE: | AS SHOWN |
| DATE: | 09-02-11 |
| PROJECT No: | 2011-14 |
| FILE No: | 250 EAST 57th STREET |
| DRAWN BY: | |
| CHECKED BY: | |
| DWG No.: | A-061.00 |
| | OF |

COPYRIGHT © 2012 SLCE ARCHITECTS, LLP

DEPT OF BLDGS 121328321 Job Number

ES362659930 Scan Code

## 24th FLOOR LIFE SAFETY PLAN

## 23rd FLOOR LIFE SAFETY PLAN

## EGRESS CALCS

APARTMENTS

OCCUPANCY: R-2 — PER TABLE 1004.1.2

| | CLASS | AREA S.F. | FLR AREA/ OCCUPANT | OCCUPANT LOAD |
|---|---|---|---|---|
| APT UNIT 'A' | R-2 | 1,797 | 200 GROSS | 9 |
| APT UNIT 'B' | R-2 | 1,776 | 200 GROSS | 9 |
| APT UNIT 'C' | R-2 | 2,084 | 200 GROSS | 10 |
| APT UNIT 'D' | R-2 | 1,402 | 200 GROSS | 7 |
| TOTAL | | | | 35 |

**TABLE 1005.1** — EGRESS WIDTH PER OCCUPANT SERVED

1. STAIRS REQUIRED
   **APT A & B :**
   STAIRS = 0.3"/OCCUPANT
   OCCUPANTS: 18
   0.3"X 18 =5.4"
   STAIRS PROVIDED
   2 X 36" = 72"

   STAIRS REQUIRED
   **APT C & D :**
   STAIRS = 0.3"/OCCUPANT
   OCCUPANTS: 17
   0.3"X 17 =5.1"
   STAIRS PROVIDED
   2 X 36" = 72"

2. DOORS REQUIRED
   **APT A & B :**
   18 X 0.2 = 3.6"
   DOORS PROVIDED
   2 X 36" = 72"

   DOORS REQUIRED
   **APT C & D :**
   17 X 0.2 = 3.4"
   DOORS PROVIDED
   2 X 36" = 72"

3. CORRIDORS REQUIRED
   PER 1016.2, MIN. REQUIRED: 44"
   PROVIDED: 57"

## LEGEND

- HABITABLE FLOOR AREA
- COMMON PATH TRAVEL DISTANCE
- GENERAL TRAVEL DISTANCE
- ONE HOUR BEARING WALLS (45-MINUTE SELF-CLOSING DOORS )
- TWO HOUR WALLS (90-MINUTE SELF-CLOSING DOORS )
- THREE HOUR WALLS (3HR SELF-CLOSING DOORS )
- FE FIRE EXTINGUISHER
- EXIT SIGNS (ARROW INDICATE DIRECTION)
- S SC SMOKE/ CARBON MONOXIDE DETECTOR

**RESIDENTIAL GENERAL NOTES:**

1. BUILDING IS FULLY SPRINKLED PER NFPA 13
2. CORRIDOR PARTITIONS ARE REQUIRED TO BE ONE HOUR RATED, BUT ARE CONSTRUCTED AS 2 HOUR ONLY TO MEET THE STC RATING. CONTRACTOR SHALL FOLLOW FLOOR PLAN AND PARTITION TYPES WHEN CONSTRUCTING WALLS.

## OCCUPANCIES

TABLE 1004.1.2

| USE | CLASS | AREA S.F. | FLR AREA/ OCCUPANT | OCCUPANT LOAD |
|---|---|---|---|---|
| WATER SERVICE/PUMP ROOM | * | | 300 | |
| COMPACTOR ROOM #1 | * | | 300 | |
| CART STORAGE | * | | 300 | NON-SIMULT |
| BOILER ROOM | * | | 300 | |
| LAUNDRY ROOM | * | | 100 | |
| MECHANICAL ROOM | * | | 300 | |
| COMPACTOR ROOM #2 | * | | 300 | |
| TELECOM ROOM | * | | 300 | |
| CONDENSING WATER SERVICE RM. | * | | 300 | |
| GAS METER ROOM | * | | 300 | |
| ELECTRICAL SWITCHGEAR ROOM | * | | 300 | |
| RESIDENTIAL STORAGE | S-2 | | 300 | |
| ATS ROOM | * | | 300 | NON-SIMULT |
| FUEL OIL TANK ROOM | * | | 300 | NON-SIMULT |
| EMPLOYEE TOILETS & LKRS | ** | | 50 | NON-SIMULT |
| EMPLOYEE FACILITIES | * | | 100 | |
| SUPER'S OFFICE/ PARKING OFFICE | * | | 100 | |
| RETAIL (GRADE & BASEMENT) | M | | 30 | NON-SIMULT |
| RETAIL (AREA ON ALL OTHER FLOORS) | M | | 60 | |
| PARKING GARAGE | * | | 200 | NON-SIMULT |
| RESTAURANT | A-2 | | 15 | |
| | | | | |
| APARTMENT | R-2 | | 200 | |

* : INCIDENTAL USE AREAS FOR PER **TABLE 508.2**
** : ACCESSORY PER **TABLE 508.3.1**

Damian Titus.
NYC Buildings
APPROVED
Under Directive 2 of 1975
Date: 03/20/2014:
NYC Development Hub


OWNER:
SNOWPLOW LLC
950 THIRD AVENUE
NEW YORK, NY 10022
TEL.: (212) 486-2000

ARCHITECT OF RECORD:
SLCE*Architects, LLP*
841 BROADWAY
NEW YORK, NY 10003
TEL.: 212-979-8400

DESIGN ARCHITECT:
SOM
14 WALL STREET
NEW YORK, NY 10005
TEL.: 212-298-9336

STRUCTURAL ENGINEER:
DESIMONE
18 WEST 18th STREET
NEW YORK, NY 10011
TEL.: 212-532-2211

MEP ENGINEER:
WSP • FLACK+KURTZ
512 SEVENTH AVENUE
NEW YORK, NY 10011
TEL.: 212-532-9600

BUILDING ENVELOPE CONSULTANT:
GMS
GILSANZ MURRAY STEFICEK LLP
129 WEST 27th STREET
NEW YORK, NY 10001
TEL.: 212-254-0030

INTERIOR ARCHITECT:
DANIEL ROMUALDEZ • ARCHITECTS
119 WEST 23rd STREET
NEW YORK, NY 10011
TEL.: 212-989-8429

LIGHTING DESIGNER:
SBLD STUDIO
132 WEST 36th STREET
NEW YORK, NY 10018
TEL.: 212-391-4230

FACADE MAINTENANCE CONSULTANT:
ENTEK ENGINEERING, LLC
166 AMES STREET
HACKENSACK, NJ 07601
TEL.: 201-820-2801

ELEVATOR CONSULTANT:
vda
5 REGENT STREET
LIVINGSTON, NJ 07039
TEL.: 973-994-9220

GEOTECHNICAL CONSULTANT:
LANGAN ENGINEERING
RIVER DRIVE CENTER 1
ELMWOOD PARK, NJ 07407
TEL.: 201-794-6900


| No: | Date: | Revision: |
|---|---|---|
| | 10-10-12 | D.O.B. SUBMITTAL |

NORTH ARROW N

SCALE 0' 2' 4' 8'

KEY PLAN:

PROJECT:
252 EAST 57th STREET
NEW YORK, NY

TITLE:
LIFE SAFETY PLAN:
23rd & 24th FLOORS

SEAL & SIGNATURE:
REGISTERED ARCHITECT GLORIA B. GLAS 020204 STATE OF NEW YORK

| | |
|---|---|
| SCALE: | AS SHOWN |
| DATE: | 09-02-11 |
| PROJECT No: | 2011-14 |
| FILE No: | 250 EAST 57th STREET |
| DRAWN BY: | |
| CHECKED BY: | |
| DWG. No.: | A-062.00 |

___ OF ___

DEPT OF BLDGS 121305525 Job Number
B2600569894 Scan Code

# 26th FLOOR LIFE SAFETY PLAN

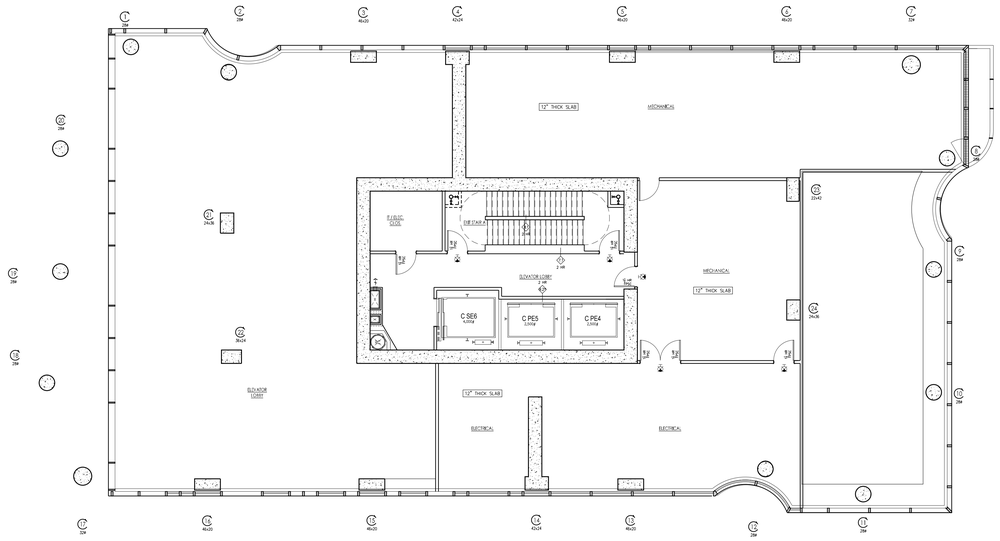


## EGRESS CALCS

APARTMENTS

OCCUPANCY: R-2 — PER TABLE 1004.1.2

| | CLASS | AREA S.F. | FLR AREA/ OCCUPANT | OCCUPANT LOAD |
|---|---|---|---|---|
| APT UNIT 'A' | R-2 | 1,797 | 200 GROSS | 9 |
| APT UNIT 'B' | R-2 | 1,776 | 200 GROSS | 9 |
| APT UNIT 'C' | R-2 | 2,084 | 200 GROSS | 10 |
| APT UNIT 'D' | R-2 | 1,402 | 200 GROSS | 7 |
| TOTAL | | | | 35 |

**TABLE 1005.1** — EGRESS WIDTH PER OCCUPANT SERVED

1. STAIRS REQUIRED
**APT A & B :**
STAIRS = 0.3"/OCCUPANT
OCCUPANTS: 18
0.3"x 18 =5.4"
STAIRS PROVIDED
2 X 36" = 72"

STAIRS REQUIRED
**APT C & D :**
STAIRS = 0.3"/OCCUPANT
OCCUPANTS: 17
0.3"x 17 =5.1"
STAIRS PROVIDED
2 X 36" = 72"

2. DOORS REQUIRED
**APT A & B :**
18 X 0.2 = 3.6"
DOORS PROVIDED
2 X 36" = 72"

DOORS REQUIRED
**APT C & D :**
17 X 0.2 = 3.4"
DOORS PROVIDED
2 X 36" = 72"

3. CORRIDORS REQUIRED
PER 1016.2, MIN. REQUIRED: 44"
PROVIDED: 57"

## LEGEND

- HABITABLE FLOOR AREA
- COMMON PATH TRAVEL DISTANCE
- GENERAL TRAVEL DISTANCE
- ONE HOUR BEARING WALLS (45-MINUTE SELF-CLOSING DOORS )
- TWO HOUR WALLS (90-MINUTE SELF-CLOSING DOORS )
- THREE HOUR WALLS (3HR SELF-CLOSING DOORS )
- FE — FIRE EXTINGUISHER
- EXIT SIGNS (ARROW INDICATE DIRECTION)
- S/C — SMOKE/ CARBON MONOXIDE DETECTOR

**RESIDENTIAL GENERAL NOTES:**
1. BUILDING IS FULLY SPRINKLED PER NFPA 13
2. CORRIDOR PARTITIONS ARE REQUIRED TO BE ONE HOUR RATED, BUT ARE CONSTRUCTED AS 2 HOUR ONLY TO MEET THE STC RATING. CONTRACTOR SHALL FOLLOW FLOOR PLAN AND PARTITION TYPES WHEN CONSTRUCTING WALLS.

# 25th FLOOR LIFE SAFETY PLAN

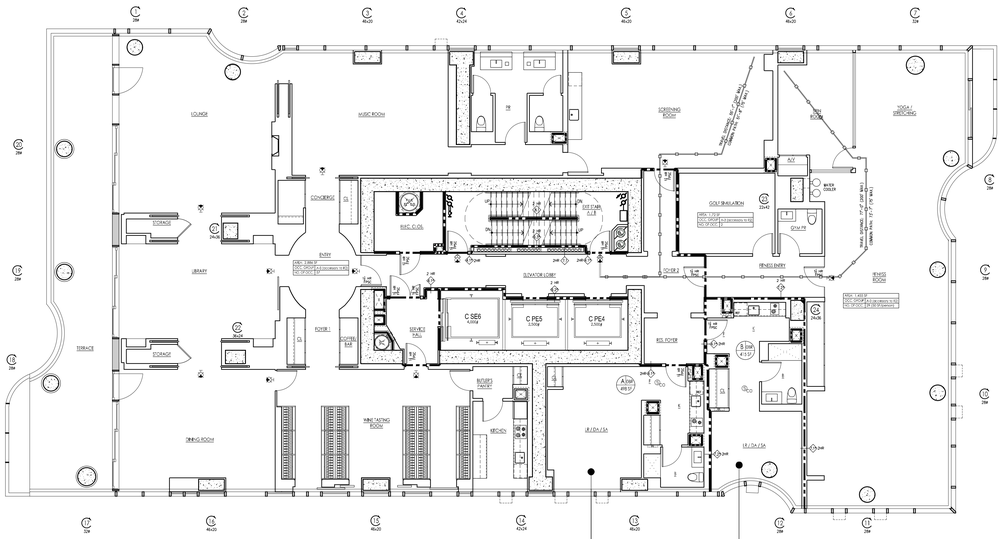


## EGRESS CALCS

APARTMENTS

OCCUPANCY: R-2 — PER TABLE 1004.1.2

| | CLASS | AREA S.F. | FLR AREA/ OCCUPANT | OCCUPANT LOAD |
|---|---|---|---|---|
| APT UNIT 'A' | R-2 | 1,797 | 200 GROSS | 9 |
| APT UNIT 'B' | R-2 | 1,776 | 200 GROSS | 9 |
| APT UNIT 'C' | R-2 | 2,084 | 200 GROSS | 10 |
| APT UNIT 'D' | R-2 | 1,402 | 200 GROSS | 7 |
| TOTAL | | | | 35 |

**TABLE 1005.1** — EGRESS WIDTH PER OCCUPANT SERVED

1. STAIRS REQUIRED
**APT A & B :**
STAIRS = 0.3"/OCCUPANT
OCCUPANTS: 18
0.3"x 18 =5.4"
STAIRS PROVIDED
2 X 36" = 72"

STAIRS REQUIRED
**APT C & D :**
STAIRS = 0.3"/OCCUPANT
OCCUPANTS: 17
0.3"x 17 =5.1"
STAIRS PROVIDED
2 X 36" = 72"

2. DOORS REQUIRED
**APT A & B :**
18 X 0.2 = 3.6"
DOORS PROVIDED
2 X 36" = 72"

DOORS REQUIRED
**APT C & D :**
17 X 0.2 = 3.4"
DOORS PROVIDED
2 X 36" = 72"

3. CORRIDORS REQUIRED
PER 1016.2, MIN. REQUIRED: 44"
PROVIDED: 57"

## OCCUPANCIES

**TABLE 1004.1.2**

| USE | CLASS | AREA S.F. | FLR AREA/ OCCUPANT | OCCUPANT LOAD |
|---|---|---|---|---|
| WATER SERVICE/PUMP ROOM | * | | 300 | |
| COMPACTOR ROOM #1 | * | | 300 | |
| CART STORAGE | * | | 300 | NON-SIMULT. |
| BOILER ROOM | * | | 300 | |
| LAUNDRY ROOM | * | | 100 | |
| MECHANICAL ROOM | * | | 300 | |
| COMPACTOR ROOM #2 | * | | 300 | |
| TELECOM ROOM | * | | 300 | |
| CONDENSING WATER SERVICE | * | | 300 | |
| GAS METER ROOM | * | | 300 | |
| ELECTRICAL SWITCHGEAR ROOM | * | | 300 | |
| RESIDENTIAL STORAGE | S-2 | | 300 | |
| ATS ROOM | * | | 300 | NON-SIMULT. |
| FUEL OIL TANK ROOM | * | | 300 | NON-SIMULT. |
| EMPLOYEE TOILETS & LOCKERS | * | | 50 | NON-SIMULT. |
| EMPLOYEE FACILITIES | * | | 100 | |
| SUPER'S OFFICE / PANTRY | * | | 100 | |
| RETAIL (GRADE & BASEMENT) | M | | 30 | NON-SIMULT. |
| RETAIL (AREA ON [illegible]) | M | | 60 | |
| PARKING GARAGE | S-2 | | 200 | NON-SIMULT. |
| RESTAURANT | A-2 | | 15 | |
| APARTMENT | R-2 | | 200 | |

* : INCIDENTAL USE AREAS FOR PER **TABLE 508.2**
** : ACCESSORY PER **TABLE 508.3.1**

Damian Titus.
Buildings
APPROVED
Under Directive 2 of 1975
Date: 09/20/2014
NYC Development Hub

OWNER:
SNOWPLOW LLC
950 THIRD AVENUE
NEW YORK, NY 10022
TEL.: (212) 486-2000

ARCHITECT OF RECORD:
SLCE*Architects, LLP*
841 BROADWAY
NEW YORK, NY 10003
TEL.: 212-979-8400

DESIGN ARCHITECT:
SOM
14 WALL STREET
NEW YORK, NY 10005
TEL.: 212-298-9336

STRUCTURAL ENGINEER:
DESIMONE
18 WEST 18th STREET
NEW YORK, NY 10011
TEL.: 212-532-2211

MEP ENGINEER:
WSP • FLACK+KURTZ
512 SEVENTH AVENUE
NEW YORK, NY 10011
TEL.: 212-532-9600

BUILDING ENVELOPE CONSULTANT:
GBS
GILSANZ MURRAY STEFICEK LLP
129 WEST 27th STREET
NEW YORK, NY 10001
TEL.: 212-254-0030

INTERIOR ARCHITECT:
D A N I E L R O M U A L D E Z • A R C H I T E C T S
119 WEST 23rd STREET
NEW YORK, NY 10011
TEL.: 212-989-8429

LIGHTING DESIGNER:
SBLD STUDIO
132 WEST 36th STREET
NEW YORK, NY 10018
TEL.: 212-391-4230

FACADE MAINTENANCE CONSULTANT:
ENTEK ENGINEERING, LLC
166 AMES STREET
HACKENSACK, NJ 07601
TEL.: 201-820-2801

ELEVATOR CONSULTANT:
vda
5 REGENT STREET
LIVINGSTON, NJ 07039
TEL.: 973-994-9220

GEOTECHNICAL CONSULTANT:
LANGAN ENGINEERING
RIVER DRIVE CENTER 1
ELMWOOD PARK, NJ 07407
TEL.: 201-794-6900

| No: | Date: | Revision: |
|---|---|---|
| | 10-10-12 | D.O.B. SUBMITTAL |

NORTH ARROW: N
SCALE: 0 2' 4' 8'

KEY PLAN:
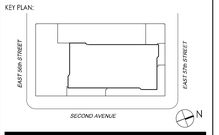


PROJECT:
252 EAST 57th STREET
NEW YORK, NY

TITLE:
LIFE SAFETY PLAN:
25th & 26th FLOORS

SEAL & SIGNATURE:
REGISTERED ARCHITECT RICHARD D. CLAS 029026 STATE OF NEW YORK

| | |
|---|---|
| SCALE: | AS SHOWN |
| DATE: | 09-02-11 |
| PROJECT No: | 2011-14 |
| FILE No: | 250 EAST 57th STREET |
| DRAWN BY: | |
| CHECKED BY: | |
| DWG No.: | A-063.00 |

OF

DEPT OF BLDGS 121305525 Job Number
FILE# 480070145 Work Order

# 33rd - 41st FLOOR LIFE SAFETY PLAN

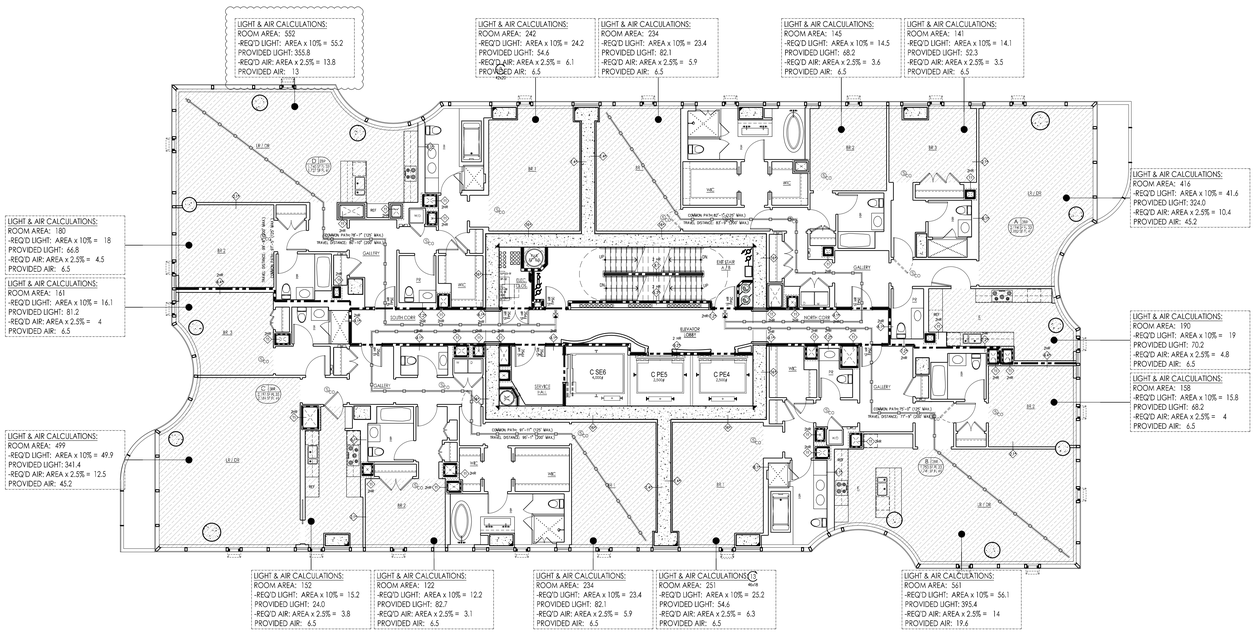


# EGRESS CALCS

APARTMENTS

OCCUPANCY: R-2 — PER TABLE 1004.1.2

| | CLASS | AREA S.F. | FLR AREA / OCCUPANT | OCCUPANT LOAD |
|---|---|---|---|---|
| APT UNIT 'A' | R-2 | 1,797 | 200 GROSS | 9 |
| APT UNIT 'B' | R-2 | 1,776 | 200 GROSS | 9 |
| APT UNIT 'C' | R-2 | 2,084 | 200 GROSS | 10 |
| APT UNIT 'D' | R-2 | 1,402 | 200 GROSS | 7 |
| TOTAL | | | | 35 |

**TABLE 1005.1** EGRESS WIDTH PER OCCUPANT SERVED

1. STAIRS REQUIRED
**APT A & B :**
STAIRS = 0.3"/OCCUPANT
OCCUPANTS: 18
0.3"X 18 =5.4"
STAIRS PROVIDED
2 X 36" = 72"

STAIRS REQUIRED
**APT C & D :**
STAIRS = 0.3"/OCCUPANT
OCCUPANTS: 17
0.3"X 17 =5.1"
STAIRS PROVIDED
2 X 36" = 72"

2. DOORS REQUIRED
**APT A & B :**
18 X 0.2 = 3.6"
DOORS PROVIDED
2 X 36" = 72"

DOORS REQUIRED
**APT C & D :**
17 X 0.2 = 3.4"
DOORS PROVIDED
2 X 36" = 72"

3. CORRIDORS REQUIRED
PER 1016.2, MIN. REQUIRED: 44"
PROVIDED: 57"

# LEGEND

- HABITABLE FLOOR AREA
- COMMON PATH TRAVEL DISTANCE
- GENERAL TRAVEL DISTANCE
- ONE HOUR BEARING WALLS (45-MINUTE SELF-CLOSING DOORS )
- TWO HOUR WALLS (90-MINUTE SELF-CLOSING DOORS )
- THREE HOUR WALLS (3HR SELF-CLOSING DOORS )
- FE — FIRE EXTINGUISHER
- EXIT SIGNS (ARROW INDICATE DIRECTION)
- S/C — SMOKE/ CARBON MONOXIDE DETECTOR

**RESIDENTIAL GENERAL NOTES:**
1. BUILDING IS FULLY SPRINKLED PER NFPA 13
2. CORRIDOR PARTITIONS ARE REQUIRED TO BE ONE HOUR RATED, BUT ARE CONSTRUCTED AS 2 HOUR ONLY TO MEET THE STC RATING. CONTRACTOR SHALL FOLLOW FLOOR PLAN AND PARTITION TYPES WHEN CONSTRUCTING WALLS.

# 27th - 32nd FLOOR LIFE SAFETY PLAN

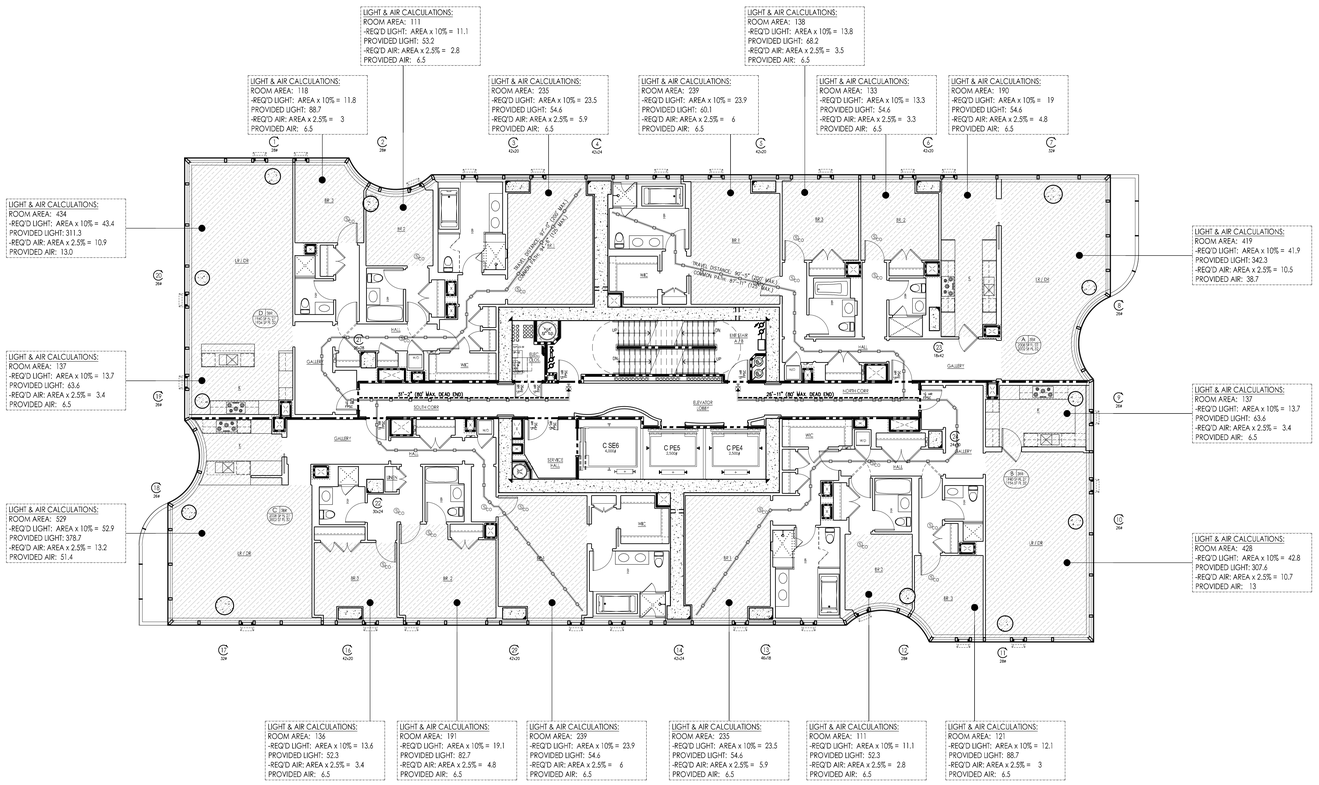


# EGRESS CALCS

APARTMENTS

OCCUPANCY: R-2 — PER TABLE 1004.1.2

| | CLASS | AREA S.F. | FLR AREA / OCCUPANT | OCCUPANT LOAD |
|---|---|---|---|---|
| APT UNIT 'A' | R-2 | 1,797 | 200 GROSS | 9 |
| APT UNIT 'B' | R-2 | 1,776 | 200 GROSS | 9 |
| APT UNIT 'C' | R-2 | 2,084 | 200 GROSS | 10 |
| APT UNIT 'D' | R-2 | 1,402 | 200 GROSS | 7 |
| TOTAL | | | | 35 |

**TABLE 1005.1** EGRESS WIDTH PER OCCUPANT SERVED

1. STAIRS REQUIRED
**APT A & B :**
STAIRS = 0.3"/OCCUPANT
OCCUPANTS: 18
0.3"X 18 =5.4"
STAIRS PROVIDED
2 X 36" = 72"

STAIRS REQUIRED
**APT C & D :**
STAIRS = 0.3"/OCCUPANT
OCCUPANTS: 17
0.3"X 17 =5.1"
STAIRS PROVIDED
2 X 36" = 72"

2. DOORS REQUIRED
**APT A & B :**
18 X 0.2 = 3.6"
DOORS PROVIDED
2 X 36" = 72"

DOORS REQUIRED
**APT C & D :**
17 X 0.2 = 3.4"
DOORS PROVIDED
2 X 36" = 72"

3. CORRIDORS REQUIRED
PER 1016.2, MIN. REQUIRED: 44"
PROVIDED: 57"

# OCCUPANCIES

**TABLE 1004.1.2**

| USE | CLASS | AREA S.F. | FLR AREA / OCCUPANT | OCCUPANT LOAD | |
|---|---|---|---|---|---|
| WATER SERVICE/PUMP ROOM | * | | 300 | | |
| COMPACTOR ROOM #1 | * | | 300 | | |
| CART STORAGE | * | | 300 | | NON-SIMULT |
| BOILER ROOM | * | | 300 | | |
| LAUNDRY ROOM | * | | 100 | | |
| MECHANICAL ROOM | * | | 300 | | |
| COMPACTOR ROOM #2 | * | | 300 | | |
| TELECOM ROOM | * | | 300 | | |
| CONDENSING WATER SERVICE | * | | 300 | | |
| GAS METER ROOM | * | | 300 | | |
| ELECTRICAL SWITCHGEAR ROOM | * | | 300 | | |
| RESIDENTIAL STORAGE | S-2 | | 300 | | |
| ATS ROOM | * | | 300 | | NON-SIMULT |
| FUEL OIL TANK ROOM | * | | 300 | | NON-SIMULT |
| EMPLOYEE TOILETS & LOCKERS | * | | 50 | | NON-SIMULT |
| EMPLOYEE FACILITIES | * | | 100 | | |
| SUPER'S OFFICE / PANTRY | * | | 100 | | |
| RETAIL (GRADE & BASEMENT) | M | | 30 | | NON-SIMULT |
| RETAIL (AREA ON [illegible]) | M | | 60 | | |
| PARKING GARAGE | S-2 | | 200 | | NON-SIMULT |
| RESTAURANT | A-2 | | 15 | | |
| APARTMENT | R-2 | | 200 | | |

* : INCIDENTAL USE AREAS FOR PER **TABLE 508.2**
** : ACCESSORY PER **TABLE 508.3.1**

Damian Titus.
Buildings
APPROVED
under Directive 2 of 1975
Date: 09/20/2014
NYC Development Hub

OWNER:
SNOWPLOW LLC
950 THIRD AVENUE
NEW YORK, NY 10022
TEL.: (212) 486-2000

ARCHITECT OF RECORD:
SLCE*Architects, LLP*
841 BROADWAY
NEW YORK, NY 10003
TEL.: 212-979-8400

DESIGN ARCHITECT:
SOM
14 WALL STREET
NEW YORK, NY 10005
TEL.: 212-298-9336

STRUCTURAL ENGINEER:
DESIMONE
18 WEST 18th STREET
NEW YORK, NY 10011
TEL.: 212-532-2211

MEP ENGINEER:
WSP • FLACK+KURTZ
512 SEVENTH AVENUE
NEW YORK, NY 10011
TEL.: 212-532-9600

BUILDING ENVELOPE CONSULTANT:
GKS
GILSANZ MURRAY STEFICEK LLP
129 WEST 27th STREET
NEW YORK, NY 10001
TEL.: 212-254-0030

INTERIOR ARCHITECT:
DANIEL ROMUALDEZ • ARCHITECTS
119 WEST 23rd STREET
NEW YORK, NY 10011
TEL.: 212-989-8429

LIGHTING DESIGNER:
SBLD STUDIO
132 WEST 36th STREET
NEW YORK, NY 10018
TEL.: 212-391-4230

FACADE MAINTENANCE CONSULTANT:
ENTEK ENGINEERING, LLC
166 AMES STREET
HACKENSACK, NJ 07601
TEL.: 201-820-2801

ELEVATOR CONSULTANT:
vda
5 REGENT STREET
LIVINGSTON, NJ 07039
TEL.: 973-994-9220

GEOTECHNICAL CONSULTANT:
LANGAN ENGINEERING
RIVER DRIVE CENTER 1
ELMWOOD PARK, NJ 07407
TEL.: 201-794-6900

| No: | Date: | Revision: |
|---|---|---|
| | 10-10-12 | D.O.B. SUBMITTAL |

NORTH ARROW — SCALE: 0' 2' 4' 8'

KEY PLAN:

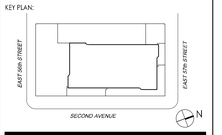


PROJECT:

# 252 EAST 57th STREET NEW YORK, NY

TITLE:

LIFE SAFETY PLAN: 27th-32nd & 33rd-41st FLOORS

SEAL & SIGNATURE:

REGISTERED ARCHITECT — RICHARD D'ALOIA — 029020 — STATE OF NEW YORK

| | |
|---|---|
| SCALE: | AS SHOWN |
| DATE: | 09-02-11 |
| PROJECT No: | 2011-14 |
| FILE No: | 250 EAST 57th STREET |
| DRAWN BY: | |
| CHECKED BY: | |
| DWG No.: | A-064.00 |
| | OF |

THESE DRAWINGS AND SPECIFICATIONS ARE THE PROPERTY AND COPYRIGHT OF SLCE ARCHITECTS, LLP AND SHALL NOT BE USED BY ANY PERSON OR ENTITY FOR ANY PURPOSE WITHOUT THE WRITTEN PERMISSION OF SLCE ARCHITECTS, LLP. ANY UNAUTHORIZED USE SHALL BE AT THE SOLE RISK OF THE USER.

# 47th - 48th FLOOR LIFE SAFETY PLAN

## EGRESS CALCS

APARTMENTS

| OCCUPANCY: R–2 | CLASS | AREA S.F. | FLR AREA/ OCCUPANT | OCCUPANT LOAD |
|---|---|---|---|---|
| APT UNIT 'A' | R–2 | 1,797 | 200 GROSS | 9 |
| APT UNIT 'B' | R–2 | 1,776 | 200 GROSS | 9 |
| APT UNIT 'C' | R–2 | 2,084 | 200 GROSS | 10 |
| APT UNIT 'D' | R–2 | 1,402 | 200 GROSS | 7 |
| TOTAL | | | | 35 |

PER TABLE 1004.1.2

TABLE 1005.1 — EGRESS WIDTH PER OCCUPANT SERVED

1. STAIRS REQUIRED
   **APT A & B** : STAIRS = 0.3"/OCCUPANT; OCCUPANTS: 18; 0.3"X 18 =5.4"; STAIRS PROVIDED 2 X 36" = 72"
   **APT C & D** : STAIRS = 0.3"/OCCUPANT; OCCUPANTS: 17; 0.3"X 17 =5.1"; STAIRS PROVIDED 2 X 36" = 72"
2. DOORS REQUIRED
   **APT A & B** : 18 X 0.2 = 3.6"; DOORS PROVIDED 2 X 36" = 72"
   **APT C & D** : 17 X 0.2 = 3.4"; DOORS PROVIDED 2 X 36" = 72"
3. CORRIDORS REQUIRED
   PER 1016.2, MIN. REQUIRED: 44"
   PROVIDED: 57"

# 42nd - 46th FLOOR LIFE SAFETY PLAN

## EGRESS CALCS

APARTMENTS

| OCCUPANCY: R–2 | CLASS | AREA S.F. | FLR AREA/ OCCUPANT | OCCUPANT LOAD |
|---|---|---|---|---|
| APT UNIT 'A' | R–2 | 1,797 | 200 GROSS | 9 |
| APT UNIT 'B' | R–2 | 1,776 | 200 GROSS | 9 |
| APT UNIT 'C' | R–2 | 2,084 | 200 GROSS | 10 |
| APT UNIT 'D' | R–2 | 1,402 | 200 GROSS | 7 |
| TOTAL | | | | 35 |

PER TABLE 1004.1.2

TABLE 1005.1 — EGRESS WIDTH PER OCCUPANT SERVED

1. STAIRS REQUIRED
   **APT A & B** : STAIRS = 0.3"/OCCUPANT; OCCUPANTS: 18; 0.3"X 18 =5.4"; STAIRS PROVIDED 2 X 36" = 72"
   **APT C & D** : STAIRS = 0.3"/OCCUPANT; OCCUPANTS: 17; 0.3"X 17 =5.1"; STAIRS PROVIDED 2 X 36" = 72"
2. DOORS REQUIRED
   **APT A & B** : 18 X 0.2 = 3.6"; DOORS PROVIDED 2 X 36" = 72"
   **APT C & D** : 17 X 0.2 = 3.4"; DOORS PROVIDED 2 X 36" = 72"
3. CORRIDORS REQUIRED
   PER 1016.2, MIN. REQUIRED: 44"
   PROVIDED: 57"

## LEGEND

- HABITABLE FLOOR AREA
- COMMON PATH TRAVEL DISTANCE
- GENERAL TRAVEL DISTANCE
- ONE HOUR BEARING WALLS (45–MINUTE SELF–CLOSING DOORS )
- TWO HOUR WALLS (90–MINUTE SELF–CLOSING DOORS )
- THREE HOUR WALLS (3HR SELF–CLOSING DOORS )
- FE FIRE EXTINGUISHER
- EXIT SIGNS (ARROW INDICATE DIRECTION)
- SMOKE/ CARBON MONOXIDE DETECTOR

**RESIDENTIAL GENERAL NOTES:**
1. BUILDING IS FULLY SPRINKLED PER NFPA 13
2. CORRIDOR PARTITIONS ARE REQUIRED TO BE ONE HOUR RATED, BUT ARE CONSTRUCTED AS 2 HOUR ONLY TO MEET THE STC RATING. CONTRACTOR SHALL FOLLOW FLOOR PLAN AND PARTITION TYPES WHEN CONSTRUCTING WALLS.

## OCCUPANCIES

TABLE 1004.1.2

| USE | CLASS | AREA S.F. | FLR AREA/ OCCUPANT | OCCUPANT LOAD |
|---|---|---|---|---|
| WATER SERVICE/PUMP ROOM | * | | 300 | |
| COMPACTOR ROOM #1 | * | | 300 | |
| CART STORAGE | * | | 300 | NON–SIMULT |
| BOILER ROOM | * | | 300 | |
| LAUNDRY ROOM | * | | 100 | |
| MECHANICAL ROOM | * | | 300 | |
| COMPACTOR ROOM #2 | * | | 300 | |
| TELECOM ROOM | * | | 300 | |
| CONDENSING WATER SERVICE RM. | * | | 300 | |
| GAS METER ROOM | * | | 300 | |
| ELECTRICAL SWITCHGEAR ROOM | * | | 300 | |
| RESIDENTIAL STORAGE | S–2 | | 300 | |
| ATS ROOM | * | | 300 | NON–SIMULT |
| FUEL OIL TANK ROOM | * | | 300 | NON–SIMULT |
| EMPLOYEE TOILETS & LKRS | ** | | 50 | NON–SIMULT |
| EMPLOYEE FACILITIES | * | | 100 | |
| SUPER'S OFFICE/ PARKING OFFICE | * | | 100 | |
| RETAIL (GRADE & BASEMENT) | M | | 30 | NON–SIMULT |
| RETAIL (AREA ON ALL OTHER FLOORS) | M | | 60 | |
| PARKING GARAGE | * | | 200 | NON–SIMULT |
| RESTAURANT | A–2 | | 15 | |
| APARTMENT | R–2 | | 200 | |

* : INCIDENTAL USE AREAS FOR PER **TABLE 508.2**
** : ACCESSORY PER **TABLE 508.3.1**

Damian Titus. NYC Buildings APPROVED Under Directive 2 of 1975 Date: 03/20/2014: NYC Development Hub

DEPT OF BLDGS 121328321 Job Number
ES121618651 Scan Code

OWNER:
SNOWPLOW LLC
950 THIRD AVENUE
NEW YORK, NY 10022
TEL.: (212) 486-2000

ARCHITECT OF RECORD:
SLCE*Architects, LLP*
841 BROADWAY
NEW YORK, NY 10003
TEL.: 212-979-8400

DESIGN ARCHITECT:
SOM
14 WALL STREET
NEW YORK, NY 10005
TEL.: 212-298-9336

STRUCTURAL ENGINEER:
DESIMONE
18 WEST 18th STREET
NEW YORK, NY 10011
TEL.: 212-532-2211

MEP ENGINEER:
WSP • FLACK+KURTZ
512 SEVENTH AVENUE
NEW YORK, NY 10011
TEL.: 212-532-9600

BUILDING ENVELOPE CONSULTANT:
GMS
GILSANZ MURRAY STEFICEK LLP
129 WEST 27th STREET
NEW YORK, NY 10001
TEL.: 212-254-0030

INTERIOR ARCHITECT:
DANIEL ROMUALDEZ • ARCHITECTS
119 WEST 23rd STREET
NEW YORK, NY 10011
TEL.: 212-989-8429

LIGHTING DESIGNER:
SBLD STUDIO
132 WEST 36th STREET
NEW YORK, NY 10018
TEL.: 212-391-4230

FACADE MAINTENANCE CONSULTANT:
ENTEK ENGINEERING, LLC
166 AMES STREET
HACKENSACK, NJ 07601
TEL.: 201-820-2801

ELEVATOR CONSULTANT:
vda
5 REGENT STREET
LIVINGSTON, NJ 07039
TEL.: 973-994-9220

GEOTECHNICAL CONSULTANT:
LANGAN ENGINEERING
RIVER DRIVE CENTER 1
ELMWOOD PARK, NJ 07407
TEL.: 201-794-6900

| No: | Date: | Revision: |
|---|---|---|
| | 10-10-12 | D.O.B. SUBMITTAL |

NORTH ARROW N

SCALE 0' 2' 4' 8'

KEY PLAN:

PROJECT:
252 EAST 57th STREET
NEW YORK, NY

TITLE:
LIFE SAFETY PLAN:
42nd-46th & 47th-48th FLOORS

SEAL & SIGNATURE:

REGISTERED ARCHITECT GLORIA B. GLAS 020204 STATE OF NEW YORK

| | |
|---|---|
| SCALE: | AS SHOWN |
| DATE: | 09-02-11 |
| PROJECT No: | 2011-14 |
| FILE No: | 250 EAST 57th STREET |
| DRAWN BY: | |
| CHECKED BY: | |
| DWG. No.: | A-065.00 |

___ OF ___

DEPT OF BLDGS 121505525 Job Number
B1215255080 Scan Code

# 50th FLOOR LIFE SAFETY PLAN

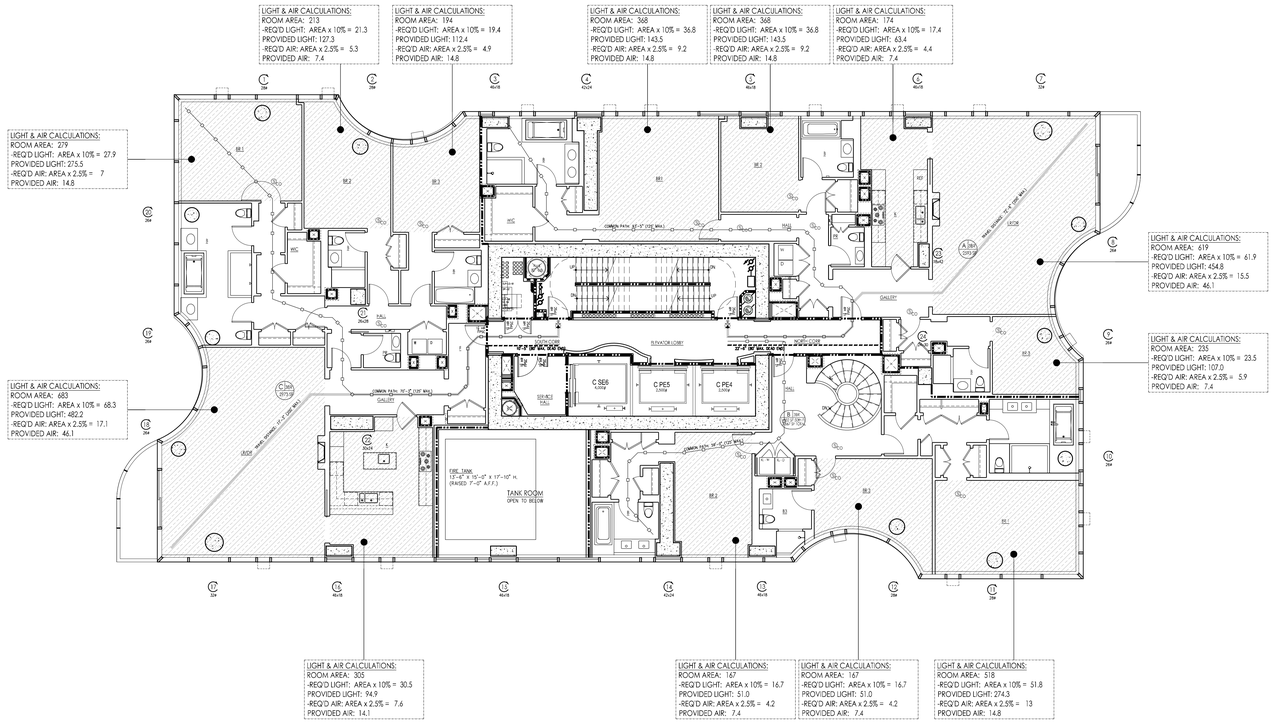


## EGRESS CALCS

### OCCUPANCIES

TABLE 1004.1.2

| USE | OCC. | AREA (SF) | FLOOR AREA/ OCCUPANT (SF) | OCCUPANT LOAD |
|---|---|---|---|---|
| APT. A | R-2 | 2,593 | 200 | 12 |
| APT. B | R-2 | 1,832 | 200 | 9 |
| APT. C | R-2 | 2973 | 200 | 14 |
| | | | | |
| | | | | 35 |

* INCIDENTAL USE AREAS FOR PER TABLE 508.2
** ACCESSORY PER TABLE 508.3.1

### EGRESS WIDTH / OCCUPANT SERVED

1. STAIRS REQUIRED — TABLE 1005.1

   STAIRS: 0.3" PER OCCUPANT
   OCCUPANTS: 35
   0.3" X 35 = 10.5"

   STAIRS PROVIDED: 2 X 44" = 88"

2. DOORS REQUIRED

   35 OCCUPANTS X 0.2" = 7.0"

   DOORS PROVIDED: 2 X 36" = 72"

3. CORRIDORS REQUIRED — TABLE 1006.2

   44" MIN.

   WIDTH PROVIDED: 60"

## LEGEND

- HABITABLE FLOOR AREA
- COMMON PATH TRAVEL DISTANCE
- GENERAL TRAVEL DISTANCE
- ONE HOUR BEARING WALLS (45-MINUTE SELF-CLOSING DOORS )
- TWO HOUR WALLS (90-MINUTE SELF-CLOSING DOORS )
- THREE HOUR WALLS (3HR SELF-CLOSING DOORS )
- FE — FIRE EXTINGUISHER
- EXIT SIGNS (ARROW INDICATE DIRECTION)
- SCD — SMOKE/ CARBON MONOXIDE DETECTOR

**RESIDENTIAL GENERAL NOTES:**

1. BUILDING IS FULLY SPRINKLED PER NFPA 13
2. CORRIDOR PARTITIONS ARE REQUIRED TO BE ONE HOUR RATED, BUT ARE CONSTRUCTED AS 2 HOUR ONLY TO MEET THE STC RATING. CONTRACTOR SHALL FOLLOW FLOOR PLAN AND PARTITION TYPES WHEN CONSTRUCTING WALLS.

# 49th FLOOR LIFE SAFETY PLAN

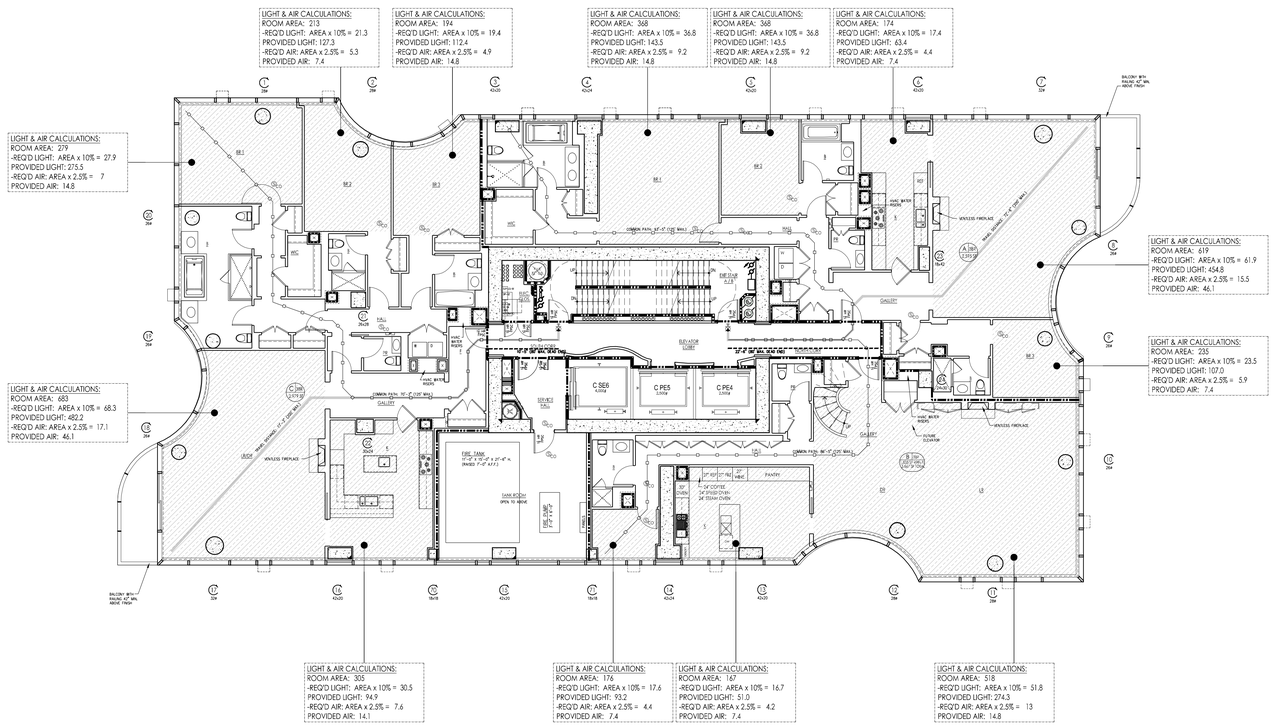


## EGRESS CALCS

### OCCUPANCIES

TABLE 1004.1.2

| USE | OCC. | AREA (SF) | FLOOR AREA/ OCCUPANT (SF) | OCCUPANT LOAD |
|---|---|---|---|---|
| APT. A | R-2 | 2,595 | 200 | 12 |
| APT. B | R-2 | 1,835 | 200 | 9 |
| APT. C | R-2 | 2,979 | 200 | 14 |
| | | | | |
| | | | | 35 |

* INCIDENTAL USE AREAS FOR PER TABLE 508.2
** ACCESSORY PER TABLE 508.3.1

### EGRESS WIDTH / OCCUPANT SERVED

1. STAIRS REQUIRED — TABLE 1005.1

   STAIRS: 0.3" PER OCCUPANT
   OCCUPANTS: 35
   0.3" X 35 = 10.5"

   STAIRS PROVIDED: 2 X 44" = 88"

2. DOORS REQUIRED

   35 OCCUPANTS X 0.2" = 7.0"

   DOORS PROVIDED: 2 X 36" = 72"

3. CORRIDORS REQUIRED — TABLE 1006.2

   44" MIN.

   WIDTH PROVIDED: 60"

## OCCUPANCIES

TABLE 1004.1.2

| USE | CLASS | AREA S.F. | FLR AREA / OCCUPANT | OCCUPANT LOAD | |
|---|---|---|---|---|---|
| WATER SERVICE/PUMP ROOM | * | | 300 | | |
| COMPACTOR ROOM #1 | * | | 100 | | |
| CART STORAGE | * | | 300 | | NON-SIMULT |
| BOILER ROOM | * | | 300 | | |
| LAUNDRY ROOM | * | | 100 | | |
| MECHANICAL ROOM | * | | 300 | | |
| COMPACTOR ROOM #2 | * | | 300 | | |
| TELECOM ROOM | * | | 300 | | |
| CONDENSING WATER SERVICE | * | | 300 | | |
| GAS METER ROOM | * | | 300 | | |
| ELECTRICAL SWITCHGEAR ROOM | * | | 300 | | |
| RESIDENTIAL STORAGE | S-2 | | 100 | | |
| ATS ROOM | * | | 300 | | NON-SIMULT |
| FUEL OIL TANK ROOM | * | | 300 | | NON-SIMULT |
| EMPLOYEE TOILETS & LOCKERS | * | | 50 | | NON-SIMULT |
| EMPLOYEE FACILITIES | * | | 100 | | |
| SUPER'S OFFICE / PANTRY | * | | 100 | | |
| RETAIL (GRADE & BASEMENT) | M | | 30 | | NON-SIMULT |
| RETAIL (AREA ON | | | 60 | | |
| PARKING GARAGE | | | 200 | | NON-SIMULT |
| RESTAURANT | A-2 | | 15 | | |
| APARTMENT | R-2 | | 200 | | |

* : INCIDENTAL USE AREAS FOR PER **TABLE 508.2**
** : ACCESSORY PER **TABLE 508.3.1**

Damian Titus.
Buildings
APPROVED
Under Directive 2 of 1975
Date: 09/20/2014
NYC Development Hub

OWNER:
SNOWPLOW LLC
950 THIRD AVENUE
NEW YORK, NY 10022
TEL.: (212) 486-2000

ARCHITECT OF RECORD:
SLCE*Architects, LLP*
841 BROADWAY
NEW YORK, NY 10003
TEL.: 212-979-8400

DESIGN ARCHITECT:
SOM
14 WALL STREET
NEW YORK, NY 10005
TEL.: 212-298-9336

STRUCTURAL ENGINEER:
DESIMONE
18 WEST 18th STREET
NEW YORK, NY 10011
TEL.: 212-532-2211

MEP ENGINEER:
WSP · FLACK+KURTZ
512 SEVENTH AVENUE
NEW YORK, NY 10011
TEL.: 212-532-9600

BUILDING ENVELOPE CONSULTANT:
GS5
GILSANZ MURRAY STEFICEK LLP
129 WEST 27th STREET
NEW YORK, NY 10001
TEL.: 212-254-0030

INTERIOR ARCHITECT:
D A N I E L R O M U A L D E Z • A R C H I T E C T S
119 WEST 23rd STREET
NEW YORK, NY 10011
TEL.: 212-989-8429

LIGHTING DESIGNER:
SBLD STUDIO
132 WEST 36th STREET
NEW YORK, NY 10018
TEL.: 212-391-4230

FACADE MAINTENANCE CONSULTANT:
ENTEK ENGINEERING, LLC
166 AMES STREET
HACKENSACK, NJ 07601
TEL.: 201-820-2801

ELEVATOR CONSULTANT:
vda
5 REGENT STREET
LIVINGSTON, NJ 07039
TEL.: 973-994-9220

GEOTECHNICAL CONSULTANT:
LANGAN ENGINEERING
RIVER DRIVE CENTER 1
ELMWOOD PARK, NJ 07407
TEL.: 201-794-6900

| No: | Date: | Revision: |
|---|---|---|
| | 10-10-12 | D.O.B. SUBMITTAL |

NORTH ARROW — SCALE: 0' 2' 4' 8'

KEY PLAN:

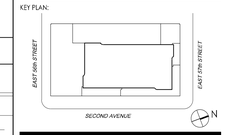


PROJECT:

# 252 EAST 57th STREET NEW YORK, NY

TITLE:

LIFE SAFETY PLAN: 49th & 50th FLOORS

SEAL & SIGNATURE:

REGISTERED ARCHITECT — EDWARD R. DUDA — 029029 — STATE OF NEW YORK

| | |
|---|---|
| SCALE: | AS SHOWN |
| DATE: | 09-02-11 |
| PROJECT No: | 2011-14 |
| FILE No: | 250 EAST 57th STREET |
| DRAWN BY: | |
| CHECKED BY: | |
| DWG. No.: | A-066.00 |
| | OF |

COPYRIGHT © 2012 SLCE ARCHITECTS, LLP

# 56th FLOOR LIFE SAFETY PLAN

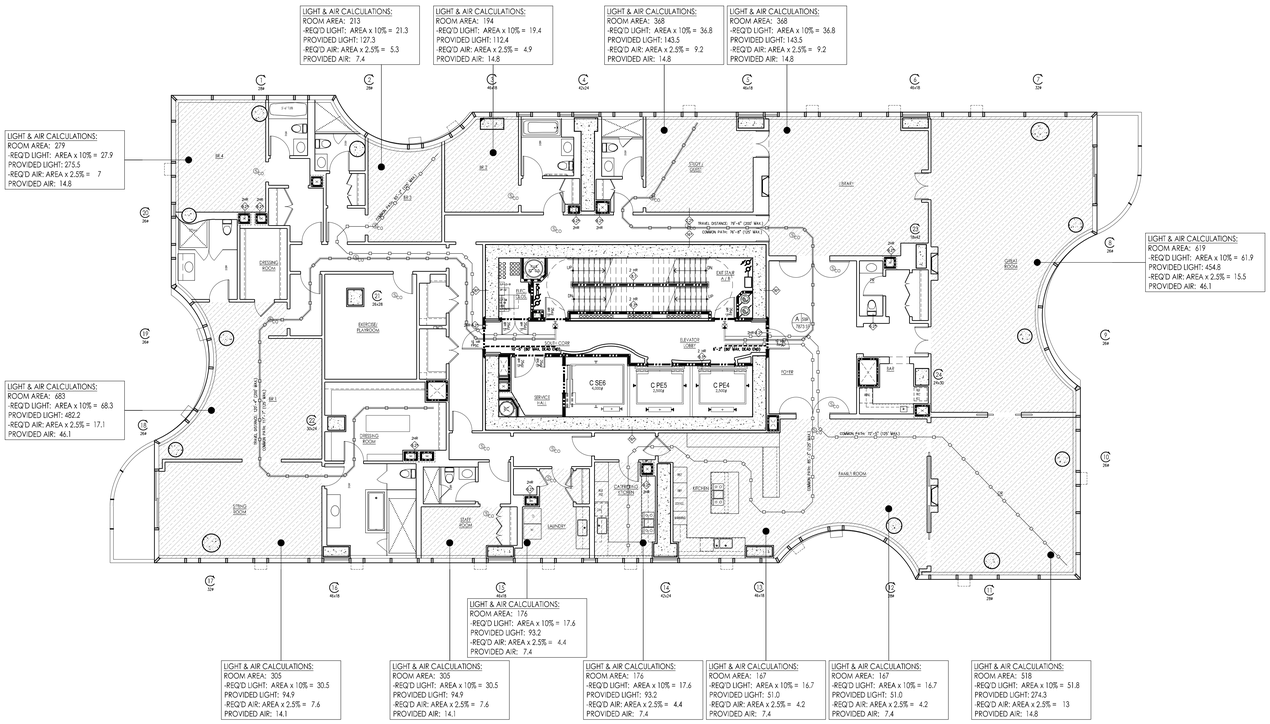


# EGRESS CALCS

## OCCUPANCIES

TABLE 1004.1.2

| USE | OCC. | AREA (SF) | FLOOR AREA/ OCCUPANT (SF) | OCCUPANT LOAD |
|---|---|---|---|---|
| APT. A | R-2 | 7,873 | 200 | 39 |
| | | | | |
| | | | | |
| | | | | |
| | | | | 39 |

* INCIDENTAL USE AREAS FOR PER TABLE 508.2
** ACCESSORY PER TABLE 508.3.1

## EGRESS WIDTH / OCCUPANT SERVED

1. STAIRS REQUIRED — TABLE 1005.1

   STAIRS: 0.3" PER OCCUPANT
   OCCUPANTS: 39
   0.3" X 39 = 11.7"

   STAIRS PROVIDED: 2 X 44" = 88"

2. DOORS REQUIRED

   39 OCCUPANTS X 0.2" = 7.8"

   DOORS PROVIDED: 2 X 36" = 72"

3. CORRIDORS REQUIRED — TABLE 1006.2

   44" MIN.

   WIDTH PROVIDED: 60"

# LEGEND

- HABITABLE FLOOR AREA
- COMMON PATH TRAVEL DISTANCE
- GENERAL TRAVEL DISTANCE
- ONE HOUR BEARING WALLS (45-MINUTE SELF-CLOSING DOORS )
- TWO HOUR WALLS (90-MINUTE SELF-CLOSING DOORS )
- THREE HOUR WALLS (3HR SELF-CLOSING DOORS )
- FE — FIRE EXTINGUISHER
- EXIT SIGNS (ARROW INDICATE DIRECTION)
- S/C — SMOKE/ CARBON MONOXIDE DETECTOR

**RESIDENTIAL GENERAL NOTES:**

1. BUILDING IS FULLY SPRINKLED PER NFPA 13
2. CORRIDOR PARTITIONS ARE REQUIRED TO BE ONE HOUR RATED, BUT ARE CONSTRUCTED AS 2 HOUR ONLY TO MEET THE STC RATING. CONTRACTOR SHALL FOLLOW FLOOR PLAN AND PARTITION TYPES WHEN CONSTRUCTING WALLS.

# 51st - 55th FLOOR LIFE SAFETY PLAN

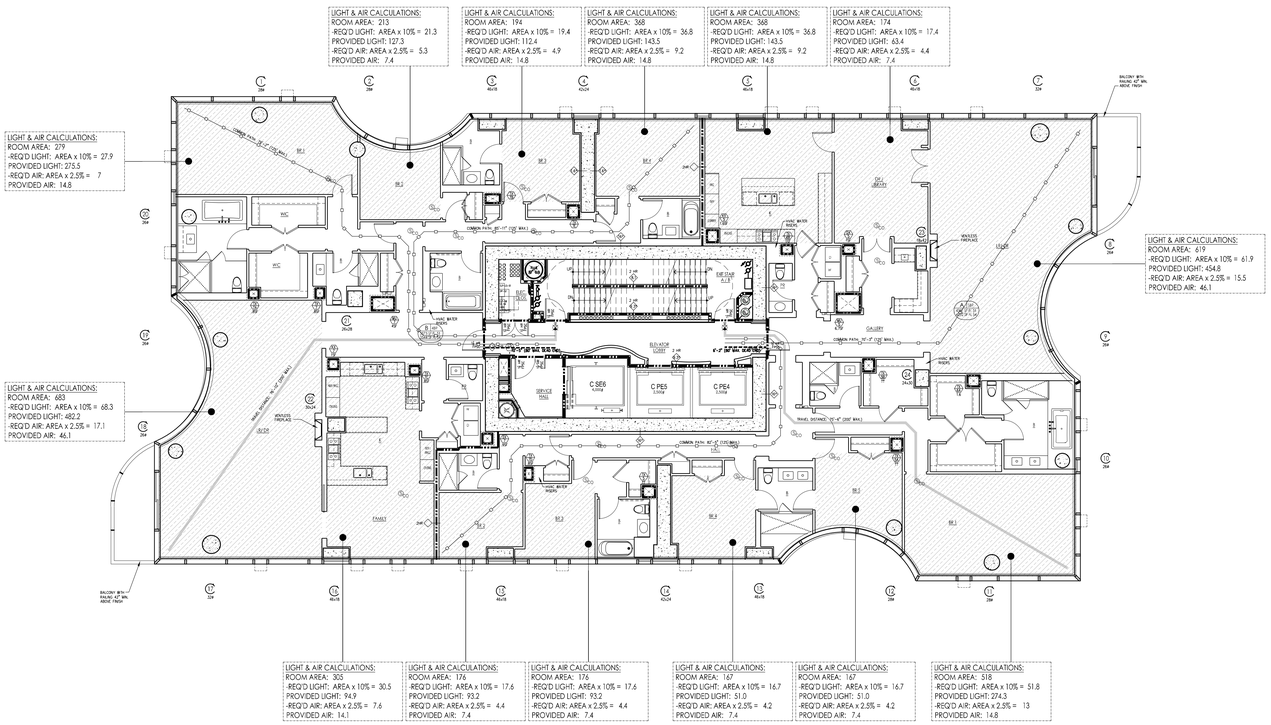


# EGRESS CALCS

## OCCUPANCIES

TABLE 1004.1.2

| USE | OCC. | AREA (SF) | FLOOR AREA/ OCCUPANT (SF) | OCCUPANT LOAD |
|---|---|---|---|---|
| APT. A | R-2 | 4,381 | 200 | 21 |
| APT. B | R-2 | 3,573 | 200 | 17 |
| | | | | |
| | | | | |
| | | | | |
| | | | | 38 |

* INCIDENTAL USE AREAS FOR PER TABLE 508.2
** ACCESSORY PER TABLE 508.3.1

## EGRESS WIDTH / OCCUPANT SERVED

1. STAIRS REQUIRED — TABLE 1005.1

   STAIRS: 0.3" PER OCCUPANT
   OCCUPANTS: 38
   0.3" X 38 = 11.4"

   STAIRS PROVIDED: 2 X 44" = 88"

2. DOORS REQUIRED

   38 OCCUPANTS X 0.2" = 7.6"

   DOORS PROVIDED: 2 X 36" = 72"

3. CORRIDORS REQUIRED — TABLE 1006.2

   44" MIN.

   WIDTH PROVIDED: 60"

# OCCUPANCIES

TABLE 1004.1.2

| USE | CLASS | AREA S.F. | FLR AREA / OCCUPANT | OCCUPANT LOAD | |
|---|---|---|---|---|---|
| WATER SERVICE/PUMP ROOM | * | | 300 | | |
| COMPACTOR ROOM #1 | * | | 100 | | |
| CART STORAGE | * | | 300 | | NON-SIMULT |
| BOILER ROOM | * | | 300 | | |
| LAUNDRY ROOM | * | | 100 | | |
| MECHANICAL ROOM | * | | 300 | | |
| COMPACTOR ROOM #2 | * | | 300 | | |
| TELECOM ROOM | * | | 300 | | |
| CONDENSING WATER SERVICE | * | | 300 | | |
| GAS METER ROOM | * | | 300 | | |
| ELECTRICAL SWITCHGEAR ROOM | * | | 300 | | |
| RESIDENTIAL STORAGE | S-2 | | 300 | | |
| ATS ROOM | * | | 300 | | NON-SIMULT |
| FUEL OIL TANK ROOM | * | | 300 | | NON-SIMULT |
| EMPLOYEE TOILETS & LOCKERS | * | | 50 | | NON-SIMULT |
| EMPLOYEE FACILITIES | * | | 100 | | |
| SUPER'S OFFICE / PANTRY | * | | 100 | | |
| RETAIL (GRADE & BASEMENT) | M | | 30 | | NON-SIMULT |
| RETAIL (AREA ON | | | 60 | | |
| PARKING GARAGE | | | 200 | | NON-SIMULT |
| RESTAURANT | A-2 | | 15 | | |
| APARTMENT | R-2 | | 200 | | |

* : INCIDENTAL USE AREAS FOR PER **TABLE 508.2**
** : ACCESSORY PER **TABLE 508.3.1**

Damian Titus.
Buildings
APPROVED
Under Directive 2 of 2014
Date: 09/20/2014
NYC Development Hub

OWNER:
SNOWPLOW LLC
950 THIRD AVENUE
NEW YORK, NY 10022
TEL.: (212) 486-2000

ARCHITECT OF RECORD:
SLCE*Architects, LLP*
841 BROADWAY
NEW YORK, NY 10003
TEL.: 212-979-8400

DESIGN ARCHITECT:
SOM
14 WALL STREET
NEW YORK, NY 10005
TEL.: 212-298-9336

STRUCTURAL ENGINEER:
DESIMONE
18 WEST 18th STREET
NEW YORK, NY 10011
TEL.: 212-532-2211

MEP ENGINEER:
WSP • FLACK+KURTZ
512 SEVENTH AVENUE
NEW YORK, NY 10011
TEL.: 212-532-9600

BUILDING ENVELOPE CONSULTANT:
GBS
GILSANZ MURRAY STEFICEK LLP
129 WEST 27th STREET
NEW YORK, NY 10001
TEL.: 212-254-0030

INTERIOR ARCHITECT:
DANIEL ROMUALDEZ • ARCHITECTS
119 WEST 23rd STREET
NEW YORK, NY 10011
TEL.: 212-989-8429

LIGHTING DESIGNER:
SBLD STUDIO
132 WEST 36th STREET
NEW YORK, NY 10018
TEL.: 212-391-4230

FACADE MAINTENANCE CONSULTANT:
ENTEK ENGINEERING, LLC
166 AMES STREET
HACKENSACK, NJ 07601
TEL.: 201-820-2801

ELEVATOR CONSULTANT:
vda
5 REGENT STREET
LIVINGSTON, NJ 07039
TEL.: 973-994-9220

GEOTECHNICAL CONSULTANT:
LANGAN ENGINEERING
RIVER DRIVE CENTER 1
ELMWOOD PARK, NJ 07407
TEL.: 201-794-6900

| No: | Date: | Revision: |
|---|---|---|
| | 10-10-12 | D.O.B. SUBMITTAL |

NORTH ARROW — SCALE: 0' 2' 4' 8'

KEY PLAN:

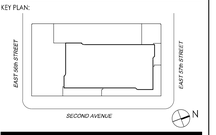


PROJECT:

# 252 EAST 57th STREET NEW YORK, NY

TITLE:

LIFE SAFETY PLAN: 51st-55th & 56th FLOORS

SEAL & SIGNATURE:

REGISTERED ARCHITECT — ANDREW R. OLAS — 029020 — STATE OF NEW YORK

| | |
|---|---|
| SCALE: | AS SHOWN |
| DATE: | 09-02-11 |
| PROJECT No: | 2011-14 |
| FILE No: | 250 EAST 57th STREET |
| DRAWN BY: | |
| CHECKED BY: | |
| DWG No.: | A-067.00 |

OF

DEPT OF BLDGS 121328321 Job Number
ES836209490 Scan Code

## ROOF LIFE SAFETY PLAN

## EGRESS CALCS

### EGRESS WIDTH / OCCUPANT SERVED

1. STAIRS REQUIRED — TABLE 1005.1

   STAIRS: 0.3" PER OCCUPANT
   OCCUPANTS: 35
   0.3" X 35 = 10.5"

   STAIRS PROVIDED: 2 X 44" = 88"

2. DOORS REQUIRED

   35 OCCUPANTS X 0.2" = 7.0"

   DOORS PROVIDED: 2 X 36" = 72"

3. CORRIDORS REQUIRED — TABLE 1006.2

   44" MIN.

   WIDTH PROVIDED: 60"

## 57th FLOOR LIFE SAFETY PLAN

## EGRESS CALCS

### OCCUPANCIES — TABLE 1004.1.2

| USE | OCC. | AREA (SF) | FLOOR AREA/ OCCUPANT (SF) | OCCUPANT LOAD |
|---|---|---|---|---|
| MECH. | X | X | X | X |
| | | | | |
| | | | | |
| | | | | |
| | | | | X |

* INCIDENTAL USE AREAS FOR PER TABLE 508.2
** ACCESSORY PER TABLE 508.3.1

### EGRESS WIDTH / OCCUPANT SERVED

1. STAIRS REQUIRED — TABLE 1005.1

   STAIRS: 0.3" PER OCCUPANT
   OCCUPANTS: 35
   0.3" X 35 = 10.5"

   STAIRS PROVIDED: 2 X 44" = 88"

2. DOORS REQUIRED

   35 OCCUPANTS X 0.2" = 7.0"

   DOORS PROVIDED: 2 X 36" = 72"

3. CORRIDORS REQUIRED — TABLE 1006.2

   44" MIN.

   WIDTH PROVIDED: 60"

## LEGEND

- HABITABLE FLOOR AREA
- COMMON PATH TRAVEL DISTANCE
- GENERAL TRAVEL DISTANCE
- ONE HOUR BEARING WALLS (45-MINUTE SELF-CLOSING DOORS )
- TWO HOUR WALLS (90-MINUTE SELF-CLOSING DOORS )
- THREE HOUR WALLS (3HR SELF-CLOSING DOORS )
- FE — FIRE EXTINGUISHER
- EXIT SIGNS (ARROW INDICATE DIRECTION)
- S SC — SMOKE/ CARBON MONOXIDE DETECTOR

**RESIDENTIAL GENERAL NOTES:**
1. BUILDING IS FULLY SPRINKLED PER NFPA 13
2. CORRIDOR PARTITIONS ARE REQUIRED TO BE ONE HOUR RATED, BUT ARE CONSTRUCTED AS 2 HOUR ONLY TO MEET THE STC RATING. CONTRACTOR SHALL FOLLOW FLOOR PLAN AND PARTITION TYPES WHEN CONSTRUCTING WALLS.

## OCCUPANCIES

TABLE 1004.1.2

| USE | CLASS | AREA S.F. | FLR AREA/ OCCUPANT | OCCUPANT LOAD |
|---|---|---|---|---|
| WATER SERVICE/PUMP ROOM | * | | 300 | |
| COMPACTOR ROOM #1 | * | | 300 | |
| CART STORAGE | * | | 300 | NON-SIMULT. |
| BOILER ROOM | * | | 300 | |
| LAUNDRY ROOM | * | | 100 | |
| MECHANICAL ROOM | * | | 300 | |
| COMPACTOR ROOM #2 | * | | 300 | |
| TELECOM ROOM | * | | 300 | |
| CONDENSING WATER SERVICE RM. | * | | 300 | |
| GAS METER ROOM | * | | 300 | |
| ELECTRICAL SWITCHGEAR ROOM | * | | 300 | |
| RESIDENTIAL STORAGE | S-2 | | 300 | |
| ATS ROOM | * | | 300 | NON-SIMULT. |
| FUEL OIL TANK ROOM | * | | 300 | NON-SIMULT. |
| EMPLOYEE TOILETS & LKRS. | ** | | 50 | NON-SIMULT. |
| EMPLOYEE FACILITIES | * | | 100 | |
| SUPER'S OFFICE/ PARKING OFFICE | * | | 100 | |
| RETAIL (GRADE & BASEMENT) | M | | 30 | NON-SIMULT. |
| RETAIL (AREA ON ALL OTHER FLOORS) | M | | 60 | |
| PARKING GARAGE | * | | 200 | NON-SIMULT. |
| RESTAURANT | A-2 | | 15 | |
| APARTMENT | R-2 | | 200 | |

* : INCIDENTAL USE AREAS FOR PER **TABLE 508.2**
** : ACCESSORY PER **TABLE 508.3.1**

Damian Titus.
NYC Buildings
APPROVED
Under Directive 2 of 1975
Date: 03/20/2014:
NYC Development Hub

OWNER:
SNOWPLOW LLC
950 THIRD AVENUE
NEW YORK, NY 10022
TEL.: (212) 486-2000

ARCHITECT OF RECORD:
SLCE*Architects, LLP*
841 BROADWAY
NEW YORK, NY 10003
TEL.: 212-979-8400

DESIGN ARCHITECT:
SOM
14 WALL STREET
NEW YORK, NY 10005
TEL.: 212-298-9336

STRUCTURAL ENGINEER:
DESIMONE
18 WEST 18th STREET
NEW YORK, NY 10011
TEL.: 212-532-2211

MEP ENGINEER:
WSP • FLACK+KURTZ
512 SEVENTH AVENUE
NEW YORK, NY 10011
TEL.: 212-532-9600

BUILDING ENVELOPE CONSULTANT:
GMS
GILSANZ MURRAY STEFICEK LLP
129 WEST 27th STREET
NEW YORK, NY 10001
TEL.: 212-254-0030

INTERIOR ARCHITECT:
DANIEL ROMUALDEZ • ARCHITECTS
119 WEST 23rd STREET
NEW YORK, NY 10011
TEL.: 212-989-8429

LIGHTING DESIGNER:
SBLD STUDIO
132 WEST 36th STREET
NEW YORK, NY 10018
TEL.: 212-391-4230

FACADE MAINTENANCE CONSULTANT:
ENTEK ENGINEERING, LLC
166 AMES STREET
HACKENSACK, NJ 07601
TEL.: 201-820-2801

ELEVATOR CONSULTANT:
vda
5 REGENT STREET
LIVINGSTON, NJ 07039
TEL.: 973-994-9220

GEOTECHNICAL CONSULTANT:
LANGAN ENGINEERING
RIVER DRIVE CENTER 1
ELMWOOD PARK, NJ 07407
TEL.: 201-794-6900

| No: | Date: | Revision: |
|---|---|---|
| | 10-10-12 | D.O.B. SUBMITTAL |

NORTH ARROW: N
SCALE: 0' 2' 4' 8'

KEY PLAN:
EAST 56th STREET
EAST 57th STREET
SECOND AVENUE
N

PROJECT:
252 EAST 57th STREET
NEW YORK, NY

TITLE:
LIFE SAFETY PLANS:
57th FLOOR & ROOF

SEAL & SIGNATURE:
REGISTERED ARCHITECT GLORIA B. GLAS 020204 STATE OF NEW YORK

| | |
|---|---|
| SCALE: | AS SHOWN |
| DATE: | 09-02-11 |
| PROJECT No: | 2011-14 |
| FILE No: | 250 EAST 57th STREET |
| DRAWN BY: | |
| CHECKED BY: | |
| DWG. No.: | A-068.00 |

___ OF ___

DEPT OF BLDGS 121305324 Job Number
E395417950SS Scan Code

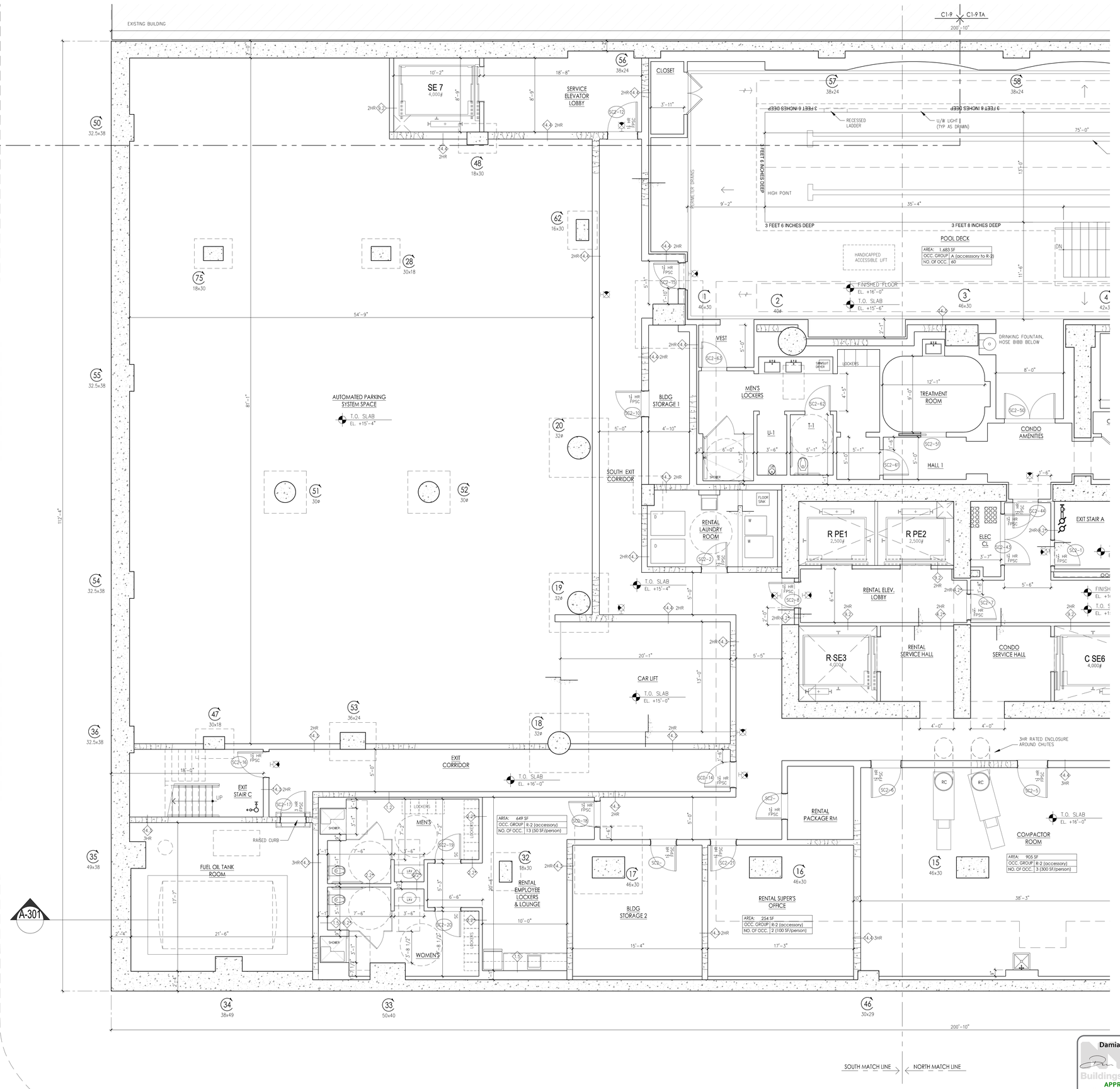


OWNER:
SNOWPLOW LLC
950 THIRD AVENUE
NEW YORK, NY 10022
TEL.: (212) 486-2000

ARCHITECT OF RECORD:
SLCE*Architects, LLP*
841 BROADWAY
NEW YORK, NY 10003
TEL.: 212-979-8400

DESIGN ARCHITECT:
SOM
14 WALL STREET
NEW YORK, NY 10005
TEL.: 212-298-9336

STRUCTURAL ENGINEER:
DESIMONE
18 WEST 18th STREET
NEW YORK, NY 10011
TEL.: 212-532-2211

MEP ENGINEER:
WSP · FLACK+KURTZ
512 SEVENTH AVENUE
NEW YORK, NY 10011
TEL.: 212-532-9600

BUILDING ENVELOPE CONSULTANT:
GBS
GILSANZ MURRAY STEFICEK LLP
129 WEST 27th STREET
NEW YORK, NY 10001
TEL.: 212-254-0030

INTERIOR ARCHITECT:
DANIEL ROMUALDEZ • ARCHITECTS
119 WEST 23rd STREET
NEW YORK, NY 10011
TEL.: 212-989-8429

LIGHTING DESIGNER:
SBLD STUDIO
132 WEST 36th STREET
NEW YORK, NY 10018
TEL.: 212-391-4230

FACADE MAINTENANCE CONSULTANT:
ENTEK ENGINEERING, LLC
166 AMES STREET
HACKENSACK, NJ 07601
TEL.: 201-820-2801

ELEVATOR CONSULTANT:
vda
5 REGENT STREET
LIVINGSTON, NJ 07039
TEL.: 973-994-9220

GEOTECHNICAL CONSULTANT:
LANGAN ENGINEERING
RIVER DRIVE CENTER 1
ELMWOOD PARK, NJ 07407
TEL.: 201-794-6900

| No: | Date: | Revision: |
|---|---|---|
| 10-10-12 | D.O.B. SUBMITTAL | |
| 08-28-12 | FOUNDATION & SUPERSTRUCTURE BID SET | |
| 04-20-12 | 100% DD | |
| 10-14-11 | 100% SD | |

NORTH ARROW: N
SCALE: 0' 1' 2' 4'

KEY PLAN:
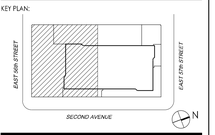


PROJECT:
# 252 EAST 57th STREET NEW YORK, NY

TITLE:
SUB-CELLAR 2 PLAN - SOUTH

Damian Titus
NYC Buildings
APPROVED
Under Directive 2 of 1975
Date: 03/20/2014:
NYC Development Hub

SEAL & SIGNATURE:
REGISTERED ARCHITECT JOANN B. LEE STATE OF NEW YORK 020020

| | |
|---|---|
| SCALE: | AS SHOWN |
| DATE: | 09-02-11 |
| PROJECT No: | 2011.14 |
| FILE No: | 250 EAST 57th STREET |
| DRAWN BY: | |
| CHECKED BY: | |
| DWG. No.: | A-101.00 |
| | OF |

COPYRIGHT SLCE ARCHITECTS, LLP 2012

DEPT OF BLDGS 121305525 Job Number
E120283212 Scan Code

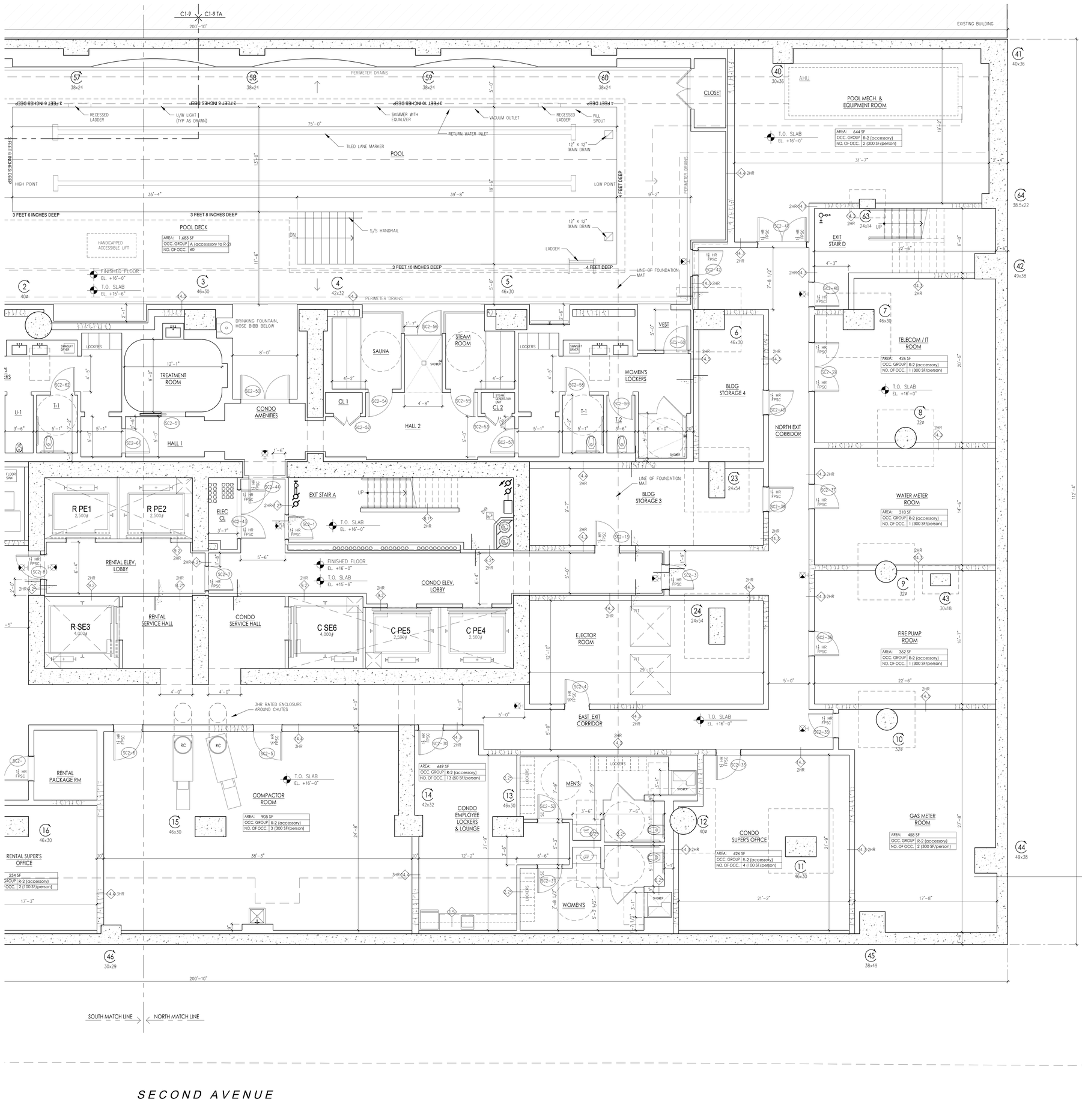


## GENERAL NOTES

1. THE BUILDING IS FULLY SPRINKLERED.
2. RETAIL SPACES SHALL BE FILED UNDER SEPARATE APPLICATION.
3. FOR COMPLETE STAIR INFORMATION, SEE STAIR DRAWINGS.

Damian Titus
NYC Buildings
APPROVED
Under Directive 2 of 1975
Date: 03/20/2014:
NYC Development Hub

OWNER:
SNOWPLOW LLC
950 THIRD AVENUE
NEW YORK, NY 10022
TEL.: (212) 486-2000

ARCHITECT OF RECORD:
SLCE*Architects, LLP*
841 BROADWAY
NEW YORK, NY 10003
TEL.: 212-979-8400

DESIGN ARCHITECT:
SOM
14 WALL STREET
NEW YORK, NY 10005
TEL.: 212-298-9336

STRUCTURAL ENGINEER:
DESIMONE
18 WEST 18th STREET
NEW YORK, NY 10011
TEL.: 212-532-2211

MEP ENGINEER:
WSP • FLACK+KURTZ
512 SEVENTH AVENUE
NEW YORK, NY 10011
TEL.: 212-532-9600

BUILDING ENVELOPE CONSULTANT:
GKS GILSANZ MURRAY STEFICEK LLP
129 WEST 27th STREET
NEW YORK, NY 10001
TEL.: 212-254-0030

INTERIOR ARCHITECT:
DANIEL ROMUALDEZ • ARCHITECTS
119 WEST 23rd STREET
NEW YORK, NY 10011
TEL.: 212-989-8429

LIGHTING DESIGNER:
SBLD STUDIO
132 WEST 36th STREET
NEW YORK, NY 10018
TEL.: 212-391-4230

FACADE MAINTENANCE CONSULTANT:
ENTEK ENGINEERING, LLC
166 AMES STREET
HACKENSACK, NJ 07601
TEL.: 201-820-2801

ELEVATOR CONSULTANT:
vda
5 REGENT STREET
LIVINGSTON, NJ 07039
TEL.: 973-994-9220

GEOTECHNICAL CONSULTANT:
LANGAN ENGINEERING
RIVER DRIVE CENTER 1
ELMWOOD PARK, NJ 07407
TEL.: 201-794-6900

| No: | Date: | Revision: |
|---|---|---|
| | 10-10-12 | D.O.B. SUBMITTAL |
| | 08-28-12 | FOUNDATION & SUPERSTRUCTURE BID SET |
| | 04-20-12 | 100% DD |
| | 10-14-11 | 100% SD |

NORTH ARROW
SCALE: 0' 1' 2' 4'

KEY PLAN:
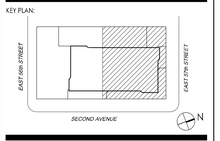


PROJECT:
252 EAST 57th STREET
NEW YORK, NY

TITLE:
SUB-CELLAR 2 PLAN - NORTH

SEAL & SIGNATURE:
LICENSED ARCHITECT JOSHUA B. GUY 020261 STATE OF NEW YORK

| | |
|---|---|
| SCALE: | AS SHOWN |
| DATE: | 09-05-11 |
| PROJECT No: | 2011-14 |
| FILE No: | 250 EAST 57th STREET |
| DRAWN BY: | |
| CHECKED BY: | |
| DWG. No.: | A-102.00 |
| | OF |

Copyright SLCE Architects, LLP 2012

DEPT OF BLDGS 121305323 Job Number
E2304255706 Scan Code

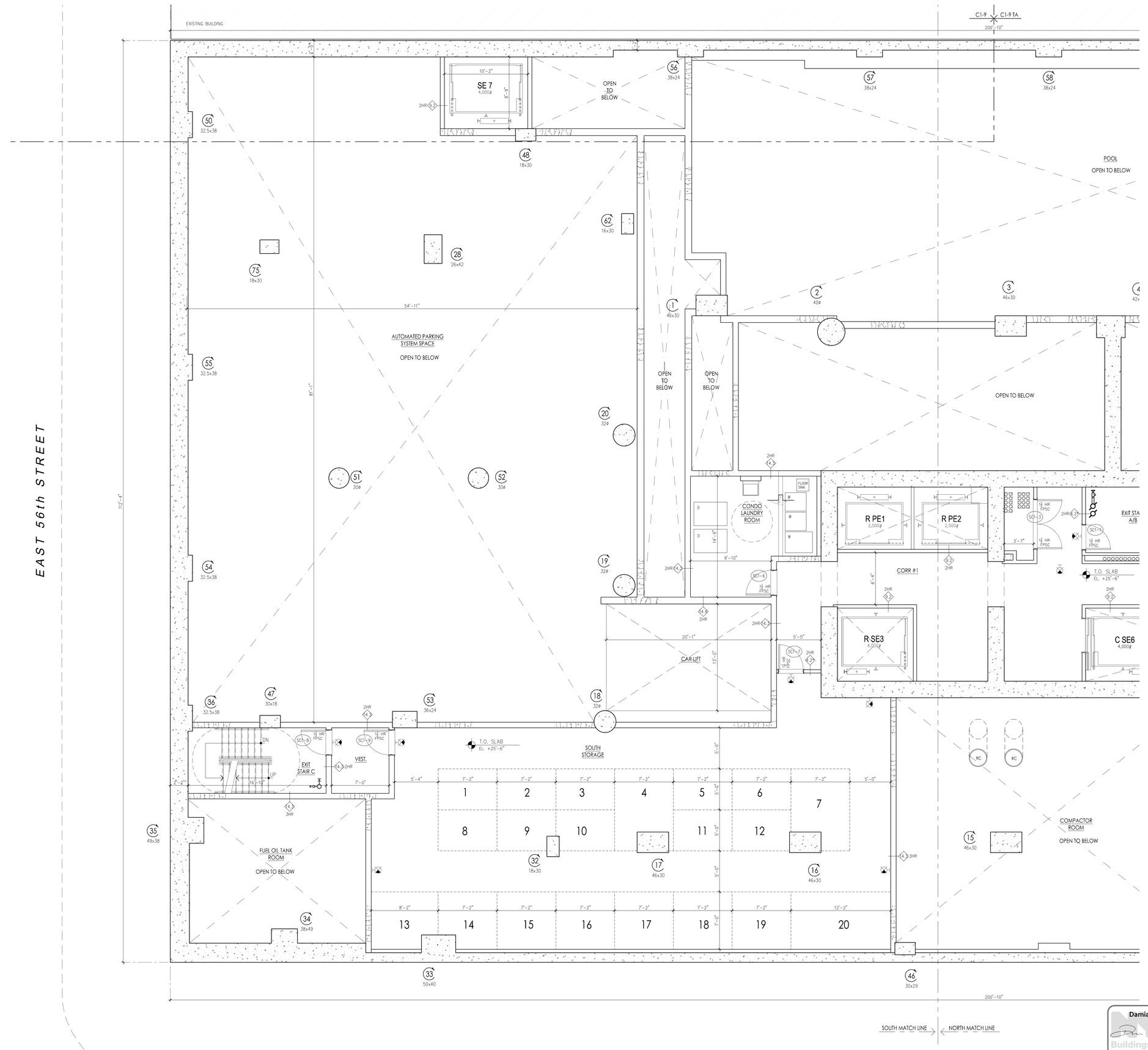


OWNER:
SNOWPLOW LLC
950 THIRD AVENUE
NEW YORK, NY 10022
TEL.: (212) 486-2000

ARCHITECT OF RECORD:
SLCE*Architects, LLP*
841 BROADWAY
NEW YORK, NY 10003
TEL.: 212-979-8400

DESIGN ARCHITECT:
SOM
14 WALL STREET
NEW YORK, NY 10005
TEL.: 212-298-9336

STRUCTURAL ENGINEER:
DESIMONE
18 WEST 18th STREET
NEW YORK, NY 10011
TEL.: 212-532-2211

MEP ENGINEER:
WSP · FLACK+KURTZ
512 SEVENTH AVENUE
NEW YORK, NY 10011
TEL.: 212-532-9600

BUILDING ENVELOPE CONSULTANT:
GBS
GILSANZ MURRAY STEFICEK LLP
129 WEST 27th STREET
NEW YORK, NY 10001
TEL.: 212-254-0030

DANIEL ROMUALDEZ • ARCHITECTS
119 WEST 23rd STREET
NEW YORK, NY 10011
TEL.: 212-989-8429

LIGHTING DESIGNER:
SBLD STUDIO
132 WEST 36th STREET
NEW YORK, NY 10018
TEL.: 212-391-4230

FACADE MAINTENANCE CONSULTANT:
ENTEK ENGINEERING, LLC
166 AMES STREET
HACKENSACK, NJ 07601
TEL.: 201-820-2801

ELEVATOR CONSULTANT:
vda
5 REGENT STREET
LIVINGSTON, NJ 07039
TEL.: 973-994-9220

GEOTECHNICAL CONSULTANT:
LANGAN ENGINEERING
RIVER DRIVE CENTER 1
ELMWOOD PARK, NJ 07407
TEL.: 201-794-6900

| No: | Date: | Revision: |
|---|---|---|
| | 10-10-12 | D.O.B. SUBMITTAL |
| | 08-28-12 | FOUNDATION & SUPERSTRUCTURE BID SET |
| | 04-20-12 | 100% DD |
| | 10-14-11 | 100% SD |

NORTH ARROW: N
SCALE: 0' 1' 2' 4'

KEY PLAN:
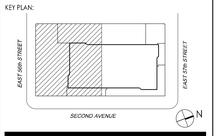


PROJECT:
252 EAST 57th STREET
NEW YORK, NY

TITLE:
SUB CELLAR 1 PLAN - SOUTH

Damian Titus
NYC Buildings
APPROVED
Under Directive 2 of 1975
Date: 03/20/2014:
NYC Development Hub

SEAL & SIGNATURE:
REGISTERED ARCHITECT JOSHUA B. GUAS 022026 STATE OF NEW YORK

| | |
|---|---|
| SCALE: | AS SHOWN |
| DATE: | 09-02-11 |
| PROJECT No: | 2011-14 |
| FILE No: | 250 EAST 57th STREET |
| DRAWN BY: | |
| CHECKED BY: | |
| DWG. No.: | A-103.00 |
| | OF |

COPYRIGHT SLCE ARCHITECTS, LLP

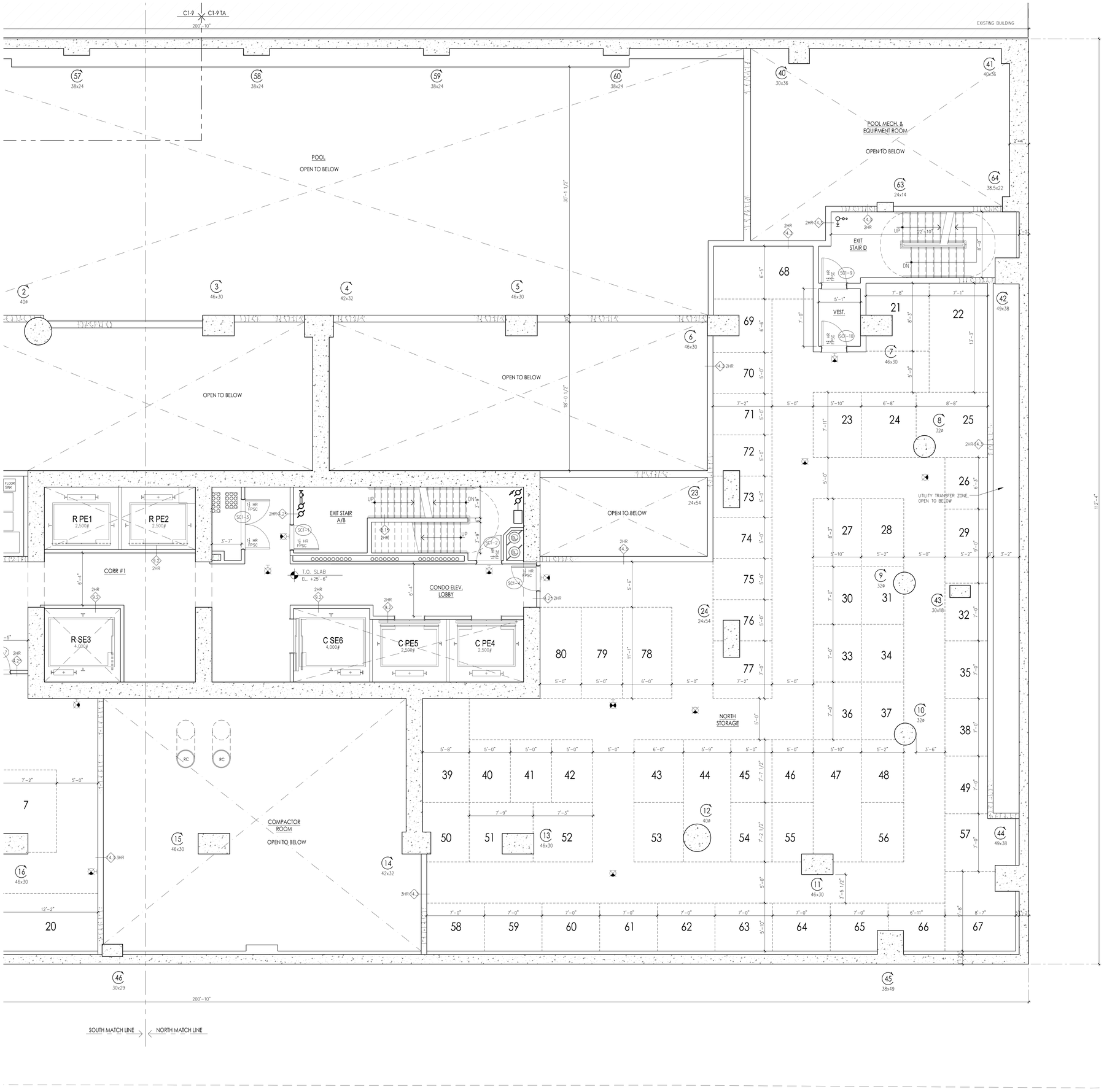


Damian Titus
Buildings
APPROVED
Under Directive 2 of 1975
Date: 03/20/2014:
NYC Development Hub

OWNER:

SNOWPLOW LLC
950 THIRD AVENUE
NEW YORK, NY 10022
TEL.: (212) 486-2000

ARCHITECT OF RECORD:

SLCE*Architects, LLP*
841 BROADWAY
NEW YORK, NY 10003
TEL.: 212-979-8400

DESIGN ARCHITECT:

SOM
14 WALL STREET
NEW YORK, NY 10005
TEL.: 212-298-9336

STRUCTURAL ENGINEER:

DESIMONE
18 WEST 18th STREET
NEW YORK, NY 10011
TEL.: 212-532-2211

MEP ENGINEER:

WSP · FLACK+KURTZ
512 SEVENTH AVENUE
NEW YORK, NY 10011
TEL.: 212-532-9600

BUILDING ENVELOPE CONSULTANT:

GMS
GILSANZ MURRAY STEFICEK LLP
129 WEST 27th STREET
NEW YORK, NY 10001
TEL.: 212-254-0030

DANIEL ROMUALDEZ • ARCHITECTS
119 WEST 23rd STREET
NEW YORK, NY 10011
TEL.: 212-989-8429

LIGHTING DESIGNER:

SBLD STUDIO
132 WEST 36th STREET
NEW YORK, NY 10018
TEL.: 212-391-4230

FACADE MAINTENANCE CONSULTANT:

ENTEK ENGINEERING, LLC
166 AMES STREET
HACKENSACK, NJ 07601
TEL.: 201-820-2801

ELEVATOR CONSULTANT:

vda
5 REGENT STREET
LIVINGSTON, NJ 07039
TEL.: 973-994-9220

GEOTECHNICAL CONSULTANT:

LANGAN ENGINEERING
RIVER DRIVE CENTER 1
ELMWOOD PARK, NJ 07407
TEL.: 201-794-6900

| No: | Date: | Revision: |
|---|---|---|
| | 10-10-12 | D.O.B. SUBMITTAL |
| | 08-28-12 | FOUNDATION & SUPERSTRUCTURE BID SET |
| | 04-20-12 | 100% DD |
| | 10-14-11 | 100% SD |

NORTH ARROW: N
SCALE: 0' 1' 2' 4'

KEY PLAN:

PROJECT:

252 EAST 57th STREET
NEW YORK, NY

TITLE:

SUB CELLAR 1 PLAN - NORTH

SEAL & SIGNATURE:

REGISTERED ARCHITECT
GLORIA B. GLAS
02020
STATE OF NEW YORK

| | |
|---|---|
| SCALE: | AS SHOWN |
| DATE: | 09-20-11 |
| PROJECT No: | 2011-14 |
| FILE No: | 250 EAST 57th STREET |
| DRAWN BY: | |
| CHECKED BY: | |
| DWG. No.: | A-104.00 |

___ OF ___

DEPT OF BLDGS 121305323 Job Number
IES-I56124086 Scan Code

EXISTING BUILDING

C1-9 C1-9 TA

200'-10"

EAST 56th STREET

112'-4"

SE 7
4,000#
10'-2"
8'-9"
2HR 9.2

50 32.5x38
48 18x38
56 38x24
57 38x24
58 38x24
22'-0"
63'-6"
RETAIL STORAGE
20'-0"
1½ HR FPSC
62 16x30
28 26x42
75 18x30
AUTOMATED PARKING SYSTEM SPACE
OPEN TO BELOW
1 46x30
2 40#
3 46x30
51'-5"
55 32.5x38
20 32ø
T.O. SLAB EL. +35'-0"
51 30ø
52 30ø
R PE1
2,500#
R PE2
2,500#
1½ HR FPSC
C-4
2HR 9.2
3'-7"
54 32.5x38
19 32ø
4 2HR
6'-4"
CORR 1
R SE3
4,000#
SERVICE HALL
C-3
3HR 12
RC
CAR LIFT
15'-0"
2HR 4.4
5'-5"
18 32ø
53 36x24
47 30x18
36 32.5x38
EXIT STAIR C
DN
UP
CORR 2
C-8
C-7
C-5
C-6
4'-0"
5'-0"
35 49x38
32 18x30
17 46x30
16 46x30
15 46x30
PENETRATION FOR 6" FUEL OIL FILL & 2-1/2" EMERGENCY RELIEF
STORMWATER DETENTION TANK
T.O. SLAB EL. +35'-0"
16'-5"
31'-1"
26'-10"
34 38x49
33 50x40
46 30x29
170'-8"
PENETRATION FOR 15" COMBINED SANITARY & STORM BLDG SEWER
SOUTH MATCH LINE
NORTH MATCH LINE
200'-10"

SECOND AVENUE

Damian Titus
Buildings
APPROVED
Under Directive 2 of 1975
Date: 03/20/2014:
NYC Development Hub

OWNER:
SNOWPLOW LLC
950 THIRD AVENUE
NEW YORK, NY 10022
TEL.: (212) 486-2000

ARCHITECT OF RECORD:
SLCE*Architects, LLP*
841 BROADWAY
NEW YORK, NY 10003
TEL.: 212-979-8400

DESIGN ARCHITECT:
SOM
14 WALL STREET
NEW YORK, NY 10005
TEL.: 212-298-9336

STRUCTURAL ENGINEER:
DESIMONE
18 WEST 18th STREET
NEW YORK, NY 10011
TEL.: 212-532-2211

MEP ENGINEER:
WSP • FLACK+KURTZ
512 SEVENTH AVENUE
NEW YORK, NY 10011
TEL.: 212-532-9600

BUILDING ENVELOPE CONSULTANT:
GMS
GILSANZ MURRAY STEFICEK LLP
129 WEST 27th STREET
NEW YORK, NY 10001
TEL.: 212-254-0030

INTERIOR ARCHITECT:
DANIEL ROMUALDEZ • ARCHITECTS
119 WEST 23rd STREET
NEW YORK, NY 10011
TEL.: 212-989-8429

LIGHTING DESIGNER:
SBLD STUDIO
132 WEST 36th STREET
NEW YORK, NY 10018
TEL.: 212-391-4230

FACADE MAINTENANCE CONSULTANT:
ENTEK ENGINEERING, LLC
166 AMES STREET
HACKENSACK, NJ 07601
TEL.: 201-820-2801

ELEVATOR CONSULTANT:
vda
5 REGENT STREET
LIVINGSTON, NJ 07039
TEL.: 973-994-9220

GEOTECHNICAL CONSULTANT:
LANGAN ENGINEERING
RIVER DRIVE CENTER 1
ELMWOOD PARK, NJ 07407
TEL.: 201-794-6900

| No: | Date: | Revision: |
|---|---|---|
| | 10-10-12 | D.O.B. SUBMITTAL |
| | 08-28-12 | FOUNDATION & SUPERSTRUCTURE BID SET |
| | 04-20-12 | 100% DD |
| | 10-14-11 | 100% SD |

NORTH ARROW: N
SCALE: 0 1' 2' 4'

KEY PLAN:
EAST 56th STREET
EAST 57th STREET
SECOND AVENUE
N

PROJECT:
252 EAST 57th STREET
NEW YORK, NY

TITLE:
CELLAR PLAN - SOUTH

SEAL & SIGNATURE:
REGISTERED ARCHITECT GLORIA R. GUY 026020 NEW YORK STATE

| | |
|---|---|
| SCALE: | AS SHOWN |
| DATE: | 09-03-11 |
| PROJECT No: | 2011-14 |
| FILE No: | 250 EAST 57th STREET |
| DRAWN BY: | |
| CHECKED BY: | |
| DWG. No.: | A-105.00 |
| | OF |

DEPT OF BLDGS 321305525 Job Number
E154455237 Work Order

C1-9 C1-9 TA

200'-10"

EXISTING BUILDING

INCOMING ELECTRIC CONDUIT FROM PHASE 1

NORMAL ATS ROOM

NORMAL SWITCHGEAR ROOM

1500KVA TRANSFORMER

750KVA TRANSFORMER

1500KVA TRANSFORMER

MAIN SWITCHBOARD 2

MAIN SWITCHBOARD 1

CORR C

EXIT STAIR D

RETAIL
12,675 SF

T.O. SLAB
EL. +35'-0"

UTILITY TRANSFER ZONE, OPEN TO BELOW

PENETRATION FOR (6) 4" INCOMING TELECOM CONDUITS

R PE1
2,500#

R PE2
2,500#

EXIT STAIR A/B

CORR 1

R SE3
4,000#

SERVICE HALL

C SE6
4,000#

C PE5
2,500#

C PE4
2,500#

LINE OF RETAIL SPACE ABOVE

PENETRATION FOR 8" INCOMING GAS

UTILITY TRANSFER ZONE, OPEN TO BELOW

PENETRATION FOR 15" COMBINED SANITARY & STORM BLDG SEWER

SOUTH MATCH LINE

NORTH MATCH LINE

200'-10"

SECOND AVENUE

EAST 57th STREET

Damian Titus
NYC Buildings
APPROVED
Under Directive 2 of 1975
Date: 03/20/2014
NYC Development Hub

OWNER:
SNOWPLOW LLC
950 THIRD AVENUE
NEW YORK, NY 10022
TEL.: (212) 486-2000

ARCHITECT OF RECORD:
SLCE*Architects, LLP*
841 BROADWAY
NEW YORK, NY 10003
TEL.: 212-979-8400

DESIGN ARCHITECT:
SOM
14 WALL STREET
NEW YORK, NY 10005
TEL.: 212-298-9336

STRUCTURAL ENGINEER:
DESIMONE
18 WEST 18th STREET
NEW YORK, NY 10011
TEL.: 212-532-2211

MEP ENGINEER:
WSP · FLACK+KURTZ
512 SEVENTH AVENUE
NEW YORK, NY 10011
TEL.: 212-532-9600

BUILDING ENVELOPE CONSULTANT:
GBS
GILSANZ MURRAY STEFICEK LLP
129 WEST 27th STREET
NEW YORK, NY 10001
TEL.: 212-254-0030

INTERIOR ARCHITECT:
DANIEL ROMUALDEZ • ARCHITECTS
119 WEST 23rd STREET
NEW YORK, NY 10011
TEL.: 212-989-8429

LIGHTING DESIGNER:
SBLD STUDIO
132 WEST 36th STREET
NEW YORK, NY 10018
TEL.: 212-391-4230

FACADE MAINTENANCE CONSULTANT:
ENTEK ENGINEERING, LLC
166 AMES STREET
HACKENSACK, NJ 07601
TEL.: 201-820-2801

ELEVATOR CONSULTANT:
vda
5 REGENT STREET
LIVINGSTON, NJ 07039
TEL.: 973-994-9220

GEOTECHNICAL CONSULTANT:
LANGAN ENGINEERING
RIVER DRIVE CENTER 1
ELMWOOD PARK, NJ 07407
TEL.: 201-794-6900

| No: | Date: | Revision: |
|---|---|---|
| | 10-10-12 | D.O.B. SUBMITTAL |
| | 08-28-12 | FOUNDATION & SUPERSTRUCTURE BID SET |
| | 04-20-12 | 100% DD |
| | 10-14-11 | 100% SD |

NORTH ARROW: N
SCALE: 0' 1' 2' 4'

KEY PLAN:
EAST 56th STREET
EAST 57th STREET
SECOND AVENUE
N

PROJECT:
252 EAST 57th STREET
NEW YORK, NY

TITLE:
CELLAR PLAN - NORTH

SEAL & SIGNATURE:
REGISTERED ARCHITECT JOSHUA B. GUAS 022026 STATE OF NEW YORK

| | |
|---|---|
| SCALE: | AS SHOWN |
| DATE: | 09-02-11 |
| PROJECT No: | 2011-14 |
| FILE No: | 250 EAST 57th STREET |
| DRAWN BY: | |
| CHECKED BY: | |
| DWG. No.: | A-106.00 |
| | ___ OF ___ |

COPYRIGHT SLCE ARCHITECTS, LLP

BBPT OF BLDGS 121305525 Job Number
E3535577893 Scan Code

OWNER:
SNOWPLOW LLC
950 THIRD AVENUE
NEW YORK, NY 10022
TEL.: (212) 486-2000

ARCHITECT OF RECORD:
SLCE*Architects, LLP*
841 BROADWAY
NEW YORK, NY 10003
TEL.: 212-979-8400

DESIGN ARCHITECT:
SOM
14 WALL STREET
NEW YORK, NY 10005
TEL.: 212-298-9336

STRUCTURAL ENGINEER:
DESIMONE
18 WEST 18th STREET
NEW YORK, NY 10011
TEL.: 212-532-2211

MEP ENGINEER:
WSP · FLACK+KURTZ
512 SEVENTH AVENUE
NEW YORK, NY 10011
TEL.: 212-532-9600

BUILDING ENVELOPE CONSULTANT:
GBS
GILSANZ MURRAY STEFICEK LLP
129 WEST 27th STREET
NEW YORK, NY 10001
TEL.: 212-254-0030

INTERIOR ARCHITECT:
DANIEL ROMUALDEZ • ARCHITECTS
119 WEST 23rd STREET
NEW YORK, NY 10011
TEL.: 212-989-8429

LIGHTING DESIGNER:
SBLD STUDIO
132 WEST 36th STREET
NEW YORK, NY 10018
TEL.: 212-391-4230

FACADE MAINTENANCE CONSULTANT:
ENTEK ENGINEERING, LLC
166 AMES STREET
HACKENSACK, NJ 07601
TEL.: 201-820-2801

ELEVATOR CONSULTANT:
vda
5 REGENT STREET
LIVINGSTON, NJ 07039
TEL.: 973-994-9220

GEOTECHNICAL CONSULTANT:
LANGAN ENGINEERING
RIVER DRIVE CENTER 1
ELMWOOD PARK, NJ 07407
TEL.: 201-794-6900

| No: | Date: | Revision: |
|---|---|---|
| | 10-10-12 | D.O.B. SUBMITTAL |
| | 08-28-12 | FOUNDATION & SUPERSTRUCTURE BID SET |
| | 04-20-12 | 100% DD |
| | 10-14-11 | 100% SD |

NORTH ARROW: N
SCALE: 0' 1' 2' 4'

KEY PLAN:
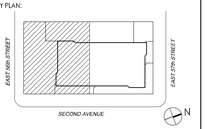


PROJECT:
# 252 EAST 57th STREET
NEW YORK, NY

TITLE:
1st FLOOR PLAN: SOUTH

SEAL & SIGNATURE:
REGISTERED ARCHITECT GLORIA B. GUS 020201 STATE OF NEW YORK

| | |
|---|---|
| SCALE: | AS SHOWN |
| DATE: | 09-02-11 |
| PROJECT No: | 2011-14 |
| FILE No: | 250 EAST 57th STREET |
| DRAWN BY: | |
| CHECKED BY: | |
| DWG. No.: | A-107.00 |
| | ___ OF ___ |

Damian Titus
Buildings
APPROVED
Under Directive 2 of 1975
Date: 03/20/2014:
NYC Development Hub

Copyright SLCE Architects, LLP

DEPT OF BLDGS 121305523 Job Number

E57 #6258985 Work Order

C1-9 C1-9 TA

200'-10"

RETAIL TENANT A

FINISHED FLOOR EL. +52'-7"

TOP OF SLAB EL. +52'-4"

118'-2"

RETAIL VEST A

RETAIL ENTRANCE

52.72

52.61

CONDO PACKAGE ROOM

CLOSET

1st FLOOR EXIT T.O.S. EL. +52'-4"

EXIT STAIR D

TOP OF SLAB EL. T.B.D.

CONCIERGE

CONDO VESTIBULE

CONDO LOBBY

FINISHED FLOOR EL. +52'-3"

TOP OF SLAB EL. +52'-0"

FINISHED FLOOR EL. +48'-6"

TOP OF SLAB EL. +48'-0"

RAMP 1:12

FINISHED FLOOR EL. +50'-2"

TOP OF SLAB EL. +49'-8"

PASSAGE

RAMP 1:12

CONDO MAIL ROOM

99 MAILBOXES

CONDO STORAGE

R PE1 2,500#

R PE2 2,500#

RENTAL ELEVATOR LOBBY

EXIT STAIR A / B

TOP OF SLAB EL. +50'-9"

CONDO ELEVATOR LOBBY

EXIT CORR #2

TOP OF SLAB EL. +49'-2"

R SE3 4,000#

SERVICE HALL

C SE6 4,000#

C PE5 2,500#

C PE4 2,500#

EXIT CORR #1

SERVICE CORRIDOR

FINISHED FLOOR EL. +48'-6"

RETAIL TENANT C

1590 SQ. FT.

FINISHED FLOOR EL. +49'-9"

TOP OF SLAB EL. +49'-6"

RETAIL TENANT B

1901 SQ. FT.

FINISHED FLOOR EL. +51'-9"

TOP OF SLAB EL. +49'-6"

RETAIL ENTRANCE

RENTAL PACKAGE ROOM

FINISHED FL EL. +49'-3"

RESIDENTIAL SERVICE ENTRANCE

RETAIL ENTRANCE

EXISTING BUS SHELTER

EXISTING BUS TICKET VENDING MACHINES

NEW TREE PIT

EXISTING PHONE

EXISTING LIGHT POLE

EXISTING HYDRANT

EXISTING BOLLARD

EXISTING MTN. COVER

EXISTING SIGN

EXISTING SIGNAL POLE

EXISTING CON ED VAULT

EXISTING LIGHT POLE

EXISTING TSP.

EXISTING TREE PIT TO BE REMOVED

NEW TREE PIT

EXISTING TREE PIT TO BE REMOVED

EXISTING TREE PIT TO BE EXTENDED

GRANITE CURB

EXISTING BOLLARD

EXISTING H2O SAMPLE STATION

EXISTING BOLLARD

EXISTING SIGN

EXISTING SIGNAL POLE

TC 52.29 BC 51.99

TC 52.32 BC X.X

TC 51.77 BC 51.48

TC 51.07 BC 50.96

TC 48.20 BC 47.90

TC 48.85

TC 48.90

TC 49.15 BC 48.85

TC 49.94 BC 49.65

LG 50.80

TC 50.47 BC 50.63

48.38

49.05

49.76

49.76

50.37

51.29

52.06

EAST 57th STREET

SECOND AVENUE

SOUTH MATCH LINE

NORTH MATCH LINE

Damian Titus

APPROVED

Under Directive 2 of 1975

Date: 03/20/2014:

NYC Development Hub

OWNER:

SNOWPLOW LLC

950 THIRD AVENUE
NEW YORK, NY 10022
TEL.: (212) 486-2000

ARCHITECT OF RECORD:

SLCE*Architects, LLP*

841 BROADWAY
NEW YORK, NY 10003
TEL.: 212-979-8400

DESIGN ARCHITECT:

SOM

14 WALL STREET
NEW YORK, NY 10005
TEL.: 212-298-9336

STRUCTURAL ENGINEER:

DESIMONE

18 WEST 18th STREET
NEW YORK, NY 10011
TEL.: 212-532-2211

MEP ENGINEER:

WSP · FLACK+KURTZ

512 SEVENTH AVENUE
NEW YORK, NY 10011
TEL.: 212-532-9600

BUILDING ENVELOPE CONSULTANT:

GBS

GILSANZ MURRAY STEFICEK LLP

129 WEST 27th STREET
NEW YORK, NY 10001
TEL.: 212-254-0030

INTERIOR ARCHITECT:

DANIEL ROMUALDEZ • ARCHITECTS

119 WEST 23rd STREET
NEW YORK, NY 10011
TEL.: 212-989-8429

LIGHTING DESIGNER:

SBLD STUDIO

132 WEST 36th STREET
NEW YORK, NY 10018
TEL.: 212-391-4230

FACADE MAINTENANCE CONSULTANT:

ENTEK ENGINEERING, LLC

166 AMES STREET
HACKENSACK, NJ 07601
TEL.: 201-820-2801

ELEVATOR CONSULTANT:

vda

5 REGENT STREET
LIVINGSTON, NJ 07039
TEL.: 973-994-9220

GEOTECHNICAL CONSULTANT:

LANGAN ENGINEERING

RIVER DRIVE CENTER 1
ELMWOOD PARK, NJ 07407
TEL.: 201-794-6900

| No: | Date: | Revision: |
|---|---|---|
| | 10-10-12 | D.OB. SUBMITTAL |
| | 08-28-12 | FOUNDATION & SUPERSTRUCTURE BID SET |
| | 04-20-12 | 100% DD |
| | 10-14-11 | 100% SD |

NORTH ARROW

SCALE 0' 1' 2' 4'

KEY PLAN:

EAST 56th STREET

EAST 57th STREET

SECOND AVENUE

PROJECT:

252 EAST 57th STREET
NEW YORK, NY

TITLE:

1st FLOOR PLAN: NORTH

SEAL & SIGNATURE:

REGISTERED ARCHITECT GLORIA B. GILDA 029026 STATE OF NEW YORK

| | |
|---|---|
| SCALE: | AS SHOWN |
| DATE: | 09-05-11 |
| PROJECT No: | 2011-14 |
| FILE No: | 250 EAST 57th STREET |
| DRAWN BY: | |
| CHECKED BY: | |
| DWG. No.: | A-108.00 |

OF

COPYRIGHT © 2011 SLCE ARCHITECTS, LLP

DEPT OF BLDGS 121305525 Job Number

E1302900200 Work Order

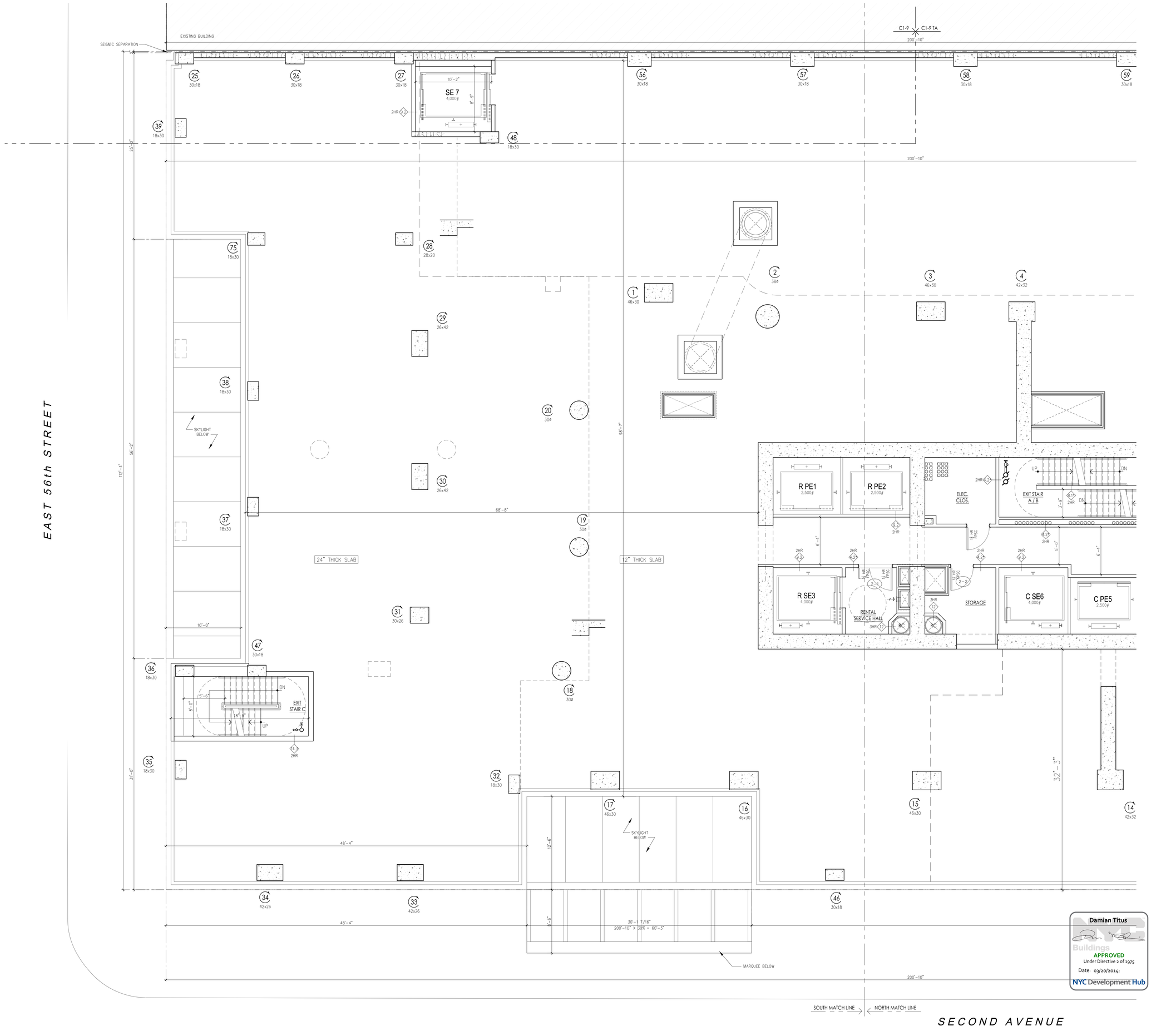


OWNER:

SNOWPLOW LLC
950 THIRD AVENUE
NEW YORK, NY 10022
TEL.: (212) 486-2000

ARCHITECT OF RECORD:

SLCE*Architects, LLP*
841 BROADWAY
NEW YORK, NY 10003
TEL.: 212-979-8400

DESIGN ARCHITECT:

SOM
14 WALL STREET
NEW YORK, NY 10005
TEL.: 212-298-9336

STRUCTURAL ENGINEER:

DESIMONE
16 WEST 18th STREET
NEW YORK, NY 10011
TEL.: 212-532-2211

MEP ENGINEER:

WSP • FLACK+KURTZ
512 SEVENTH AVENUE
NEW YORK, NY 10011
TEL.: 212-532-9600

BUILDING ENVELOPE CONSULTANT:

GBS
GILSANZ MURRAY STEFICEK LLP
129 WEST 27th STREET
NEW YORK, NY 10001
TEL.: 212-254-0030

DANIEL ROMUALDEZ • ARCHITECTS
119 WEST 23rd STREET
NEW YORK, NY 10011
TEL.: 212-989-8429

LIGHTING DESIGNER:

SBLD STUDIO
132 WEST 36th STREET
NEW YORK, NY 10018
TEL.: 212-391-4230

FACADE MAINTENANCE CONSULTANT:

ENTEK ENGINEERING, LLC
166 AMES STREET
HACKENSACK, NJ 07601
TEL.: 201-820-2801

ELEVATOR CONSULTANT:

vda
5 REGENT STREET
LIVINGSTON, NJ 07039
TEL.: 973-994-9220

GEOTECHNICAL CONSULTANT:

LANGAN ENGINEERING
RIVER DRIVE CENTER 1
ELMWOOD PARK, NJ 07407
TEL.: 201-794-6900

| No: | Date: | Revision: |
|---|---|---|
| | 10-10-12 | D.O.B. SUBMITTAL |
| | 08-28-12 | FOUNDATION & SUPERSTRUCTURE BID SET |
| | 04-20-12 | 100% DD |
| | 10-14-11 | 100% SD |

NORTH ARROW: N

SCALE: 0' 1' 2' 4'

KEY PLAN:

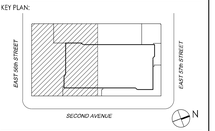


PROJECT:

252 EAST 57th STREET
NEW YORK, NY

TITLE:

2nd FLOOR PLAN:
SOUTH

Damian Titus
Buildings
APPROVED
Under Directive 2 of 1975
Date: 03/20/2014:
NYC Development Hub

SEAL & SIGNATURE:

REGISTERED ARCHITECT GLORIA B. GUS 026020 STATE OF NEW YORK

| | |
|---|---|
| SCALE: | AS SHOWN |
| DATE: | 09-02-11 |
| PROJECT No: | 2011-14 |
| FILE No: | 250 EAST 57th STREET |
| DRAWN BY: | |
| CHECKED BY: | |
| DWG. No.: | A-109.00 |

OF

DEPT OF BLDGS 121328324 Job Number
E260075945F5 Scan Code

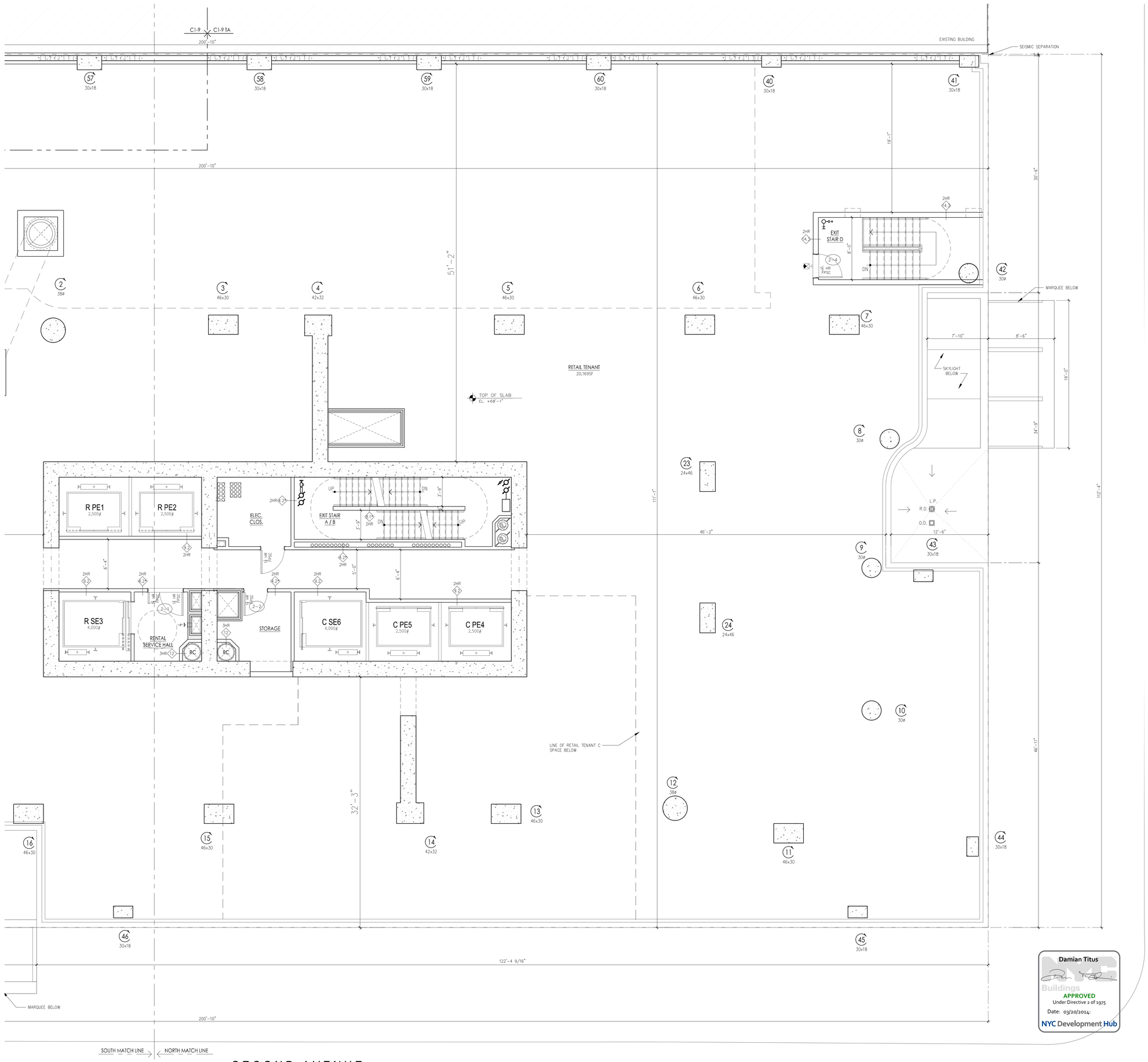


Damian Titus
NYC Buildings
APPROVED
Under Directive 2 of 1975
Date: 03/20/2014:
NYC Development Hub

OWNER:
SNOWPLOW LLC
950 THIRD AVENUE
NEW YORK, NY 10022
TEL.: (212) 486-2000

ARCHITECT OF RECORD:
SLCE*Architects, LLP*
841 BROADWAY
NEW YORK, NY 10003
TEL.: 212-979-8400

DESIGN ARCHITECT:
SOM
14 WALL STREET
NEW YORK, NY 10005
TEL.: 212-298-9336

STRUCTURAL ENGINEER:
DESIMONE
18 WEST 18th STREET
NEW YORK, NY 10011
TEL.: 212-532-2211

MEP ENGINEER:
WSP • FLACK+KURTZ
512 SEVENTH AVENUE
NEW YORK, NY 10011
TEL.: 212-532-9600

BUILDING ENVELOPE CONSULTANT:
GBS
GILSANZ MURRAY STEFICEK LLP
129 WEST 27th STREET
NEW YORK, NY 10001
TEL.: 212-254-0030

DANIEL ROMUALDEZ • ARCHITECTS
119 WEST 23rd STREET
NEW YORK, NY 10011
TEL.: 212-989-8429

LIGHTING DESIGNER:
SBLD STUDIO
132 WEST 36th STREET
NEW YORK, NY 10018
TEL.: 212-391-4230

FACADE MAINTENANCE CONSULTANT:
ENTEK ENGINEERING, LLC
166 AMES STREET
HACKENSACK, NJ 07601
TEL.: 201-820-2801

ELEVATOR CONSULTANT:
vda
5 REGENT STREET
LIVINGSTON, NJ 07039
TEL.: 973-994-9220

GEOTECHNICAL CONSULTANT:
LANGAN ENGINEERING
RIVER DRIVE CENTER 1
ELMWOOD PARK, NJ 07407
TEL.: 201-794-6900

| No: | Date: | Revision: |
|---|---|---|
| | 10-10-12 | D.O.B. SUBMITTAL |
| | 08-28-12 | FOUNDATION & SUPERSTRUCTURE BID SET |
| | 04-20-12 | 100% DD |
| | 10-14-11 | 100% SD |

NORTH ARROW: N
SCALE: 0' 1' 2' 4'

KEY PLAN:
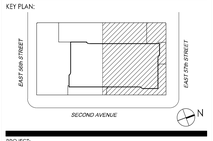


PROJECT:
252 EAST 57th STREET
NEW YORK, NY

TITLE:
2nd FLOOR PLAN: NORTH

SEAL & SIGNATURE:
REGISTERED ARCHITECT JOSHUA B. ELLIS 026201 STATE OF NEW YORK

| | |
|---|---|
| SCALE: | AS SHOWN |
| DATE: | 09-05-11 |
| PROJECT No: | 2011-14 |
| FILE No: | 250 EAST 57th STREET |
| DRAWN BY: | |
| CHECKED BY: | |
| DWG. No.: | A-110.00 |
| | OF |

1007 OF BLOCK 1215035/23 Job Number
ES54585763N Scan Code

EAST 56th STREET

EXISTING BUILDING
SEISMIC SEPARATION
45'-5 1/2"
200'-10"
125'-4 1/2"
C1-9
C1-9 TA
112'-4"
100'-0"
56'-3"
31'-0"
25'-3"
12'-4"
23'-4"
37'-4"
19'-1"
25'-1"
80'-4"
45'-9"
32'-3"
11'-2 1/2"
5'-3"
5'-5"
16'-5"
18'-7 1/2"
1'-9"
5'-0"
18'-4 1/2"
10'-0"
8'-7"
7'-0"
5'-0"
7'-6"
8'-2"
8'-2"
13'-3"
17'-10 1/2"
14'-3"
10'-2"
14'-11"
12'-0"
12'-6"
22'-5"
19'-6"
7'-4"
3'-9"
1'-11"
3'-6"
6'-6"
3'-6"
5'-9"
10'-5"
12'-6 1/2"
15'-3"
11'-4 1/2"
17'-3"
13'-8"
22'-8"
5'-0"
6'-4"
8'-11"
8'-10"
6'-3 1/2"
6'-3 1/2"
48'-4"
30'-1 1/2"
200'-10" X 30% = 60'-3"
200'-10"

BIKE STORAGE
72 BIKES
SE 7
4,500#
3 HR
ROOF OVER 2nd FLOOR
LOUVERS
L.P.
R.D.
O.D.
R.D
LINE OF BEAM ABOVE AND BELOW
LINE OF BEAM ABOVE
OPEN TO ABOVE
MECHANICAL ROOM
SKYLIGHT OVER 1st FLOOR
TYPE B APPENDIX P
WD
M 0BR
519 SF
L 0BR
511 SF
LR/DR/SA
J 0BR
613 SF
K 1BR
768 SF
H 1BR
710 SF
G 1BR
744 SF
F 1BR
713 SF
R PE1
2,500#
R PE2
2,500#
IT / ELEC CLOSET
ELEVATOR LOBBY
R SE3
4,000#
SERVICE HALL
RC
C SE6
4,000#
C PE5
2,500#
T.O. SLAB
EL. +79'-7"
EXIT STAIR C
UP
DN
SOUTH CORRIDOR
WIC
BR
LR/DR
LR / DR / SA
CURTAINWALL WITH VISION GLASS (TYP.)
OPERABLE VENT (TYP.)
SHADOW BOX
LINE OF MARQUEE BELOW
SOUTH MATCH LINE
NORTH MATCH LINE
SECOND AVENUE
EAST 56th STREET
EAST 57th STREET

Damian Titus
Buildings
APPROVED
Under Directive 2 of 1975
Date: 03/20/2014:
NYC Development Hub

OWNER:
SNOWPLOW LLC
950 THIRD AVENUE
NEW YORK, NY 10022
TEL.: (212) 486-2000

ARCHITECT OF RECORD:
SLCE*Architects, LLP*
841 BROADWAY
NEW YORK, NY 10003
TEL.: 212-979-8400

DESIGN ARCHITECT:
SOM
14 WALL STREET
NEW YORK, NY 10005
TEL.: 212-298-9336

STRUCTURAL ENGINEER:
DESIMONE
18 WEST 18th STREET
NEW YORK, NY 10011
TEL.: 212-532-2211

MEP ENGINEER:
WSP • FLACK+KURTZ
512 SEVENTH AVENUE
NEW YORK, NY 10011
TEL.: 212-532-9600

BUILDING ENVELOPE CONSULTANT:
GBS
GILSANZ MURRAY STEFICEK LLP
129 WEST 27th STREET
NEW YORK, NY 10001
TEL.: 212-254-0030

INTERIOR ARCHITECT:
DANIEL ROMUALDEZ • ARCHITECTS
119 WEST 23rd STREET
NEW YORK, NY 10011
TEL.: 212-989-8429

LIGHTING DESIGNER:
SBLD STUDIO
132 WEST 36th STREET
NEW YORK, NY 10018
TEL.: 212-391-4230

FACADE MAINTENANCE CONSULTANT:
ENTEK ENGINEERING, LLC
166 AMES STREET
HACKENSACK, NJ 07601
TEL.: 201-820-2801

ELEVATOR CONSULTANT:
vda
5 REGENT STREET
LIVINGSTON, NJ 07039
TEL.: 973-994-9220

GEOTECHNICAL CONSULTANT:
LANGAN ENGINEERING
RIVER DRIVE CENTER 1
ELMWOOD PARK, NJ 07407
TEL.: 201-794-6900

| No: | Date: | Revision: |
|---|---|---|
| | 10-10-12 | D.O.B. SUBMITTAL |
| | 08-28-12 | FOUNDATION & SUPERSTRUCTURE BID SET |
| | 04-20-12 | 100% DD |
| | 10-14-11 | 100% SD |

NORTH ARROW
SCALE: 0' 1' 2' 4'

KEY PLAN:

PROJECT:
252 EAST 57th STREET
NEW YORK, NY

TITLE:
3rd FLOOR PLAN: SOUTH

SEAL & SIGNATURE:
REGISTERED ARCHITECT GLORIA B. GILDA 022026 STATE OF NEW YORK

| | |
|---|---|
| SCALE: | AS SHOWN |
| DATE: | 09-02-11 |
| PROJECT No: | 2011-14 |
| FILE No: | 250 EAST 57th STREET |
| DRAWN BY: | |
| CHECKED BY: | |
| DWG. No.: | A-111.00 |
| | OF |

COPYRIGHT © 2011 SLCE ARCHITECTS, LLP

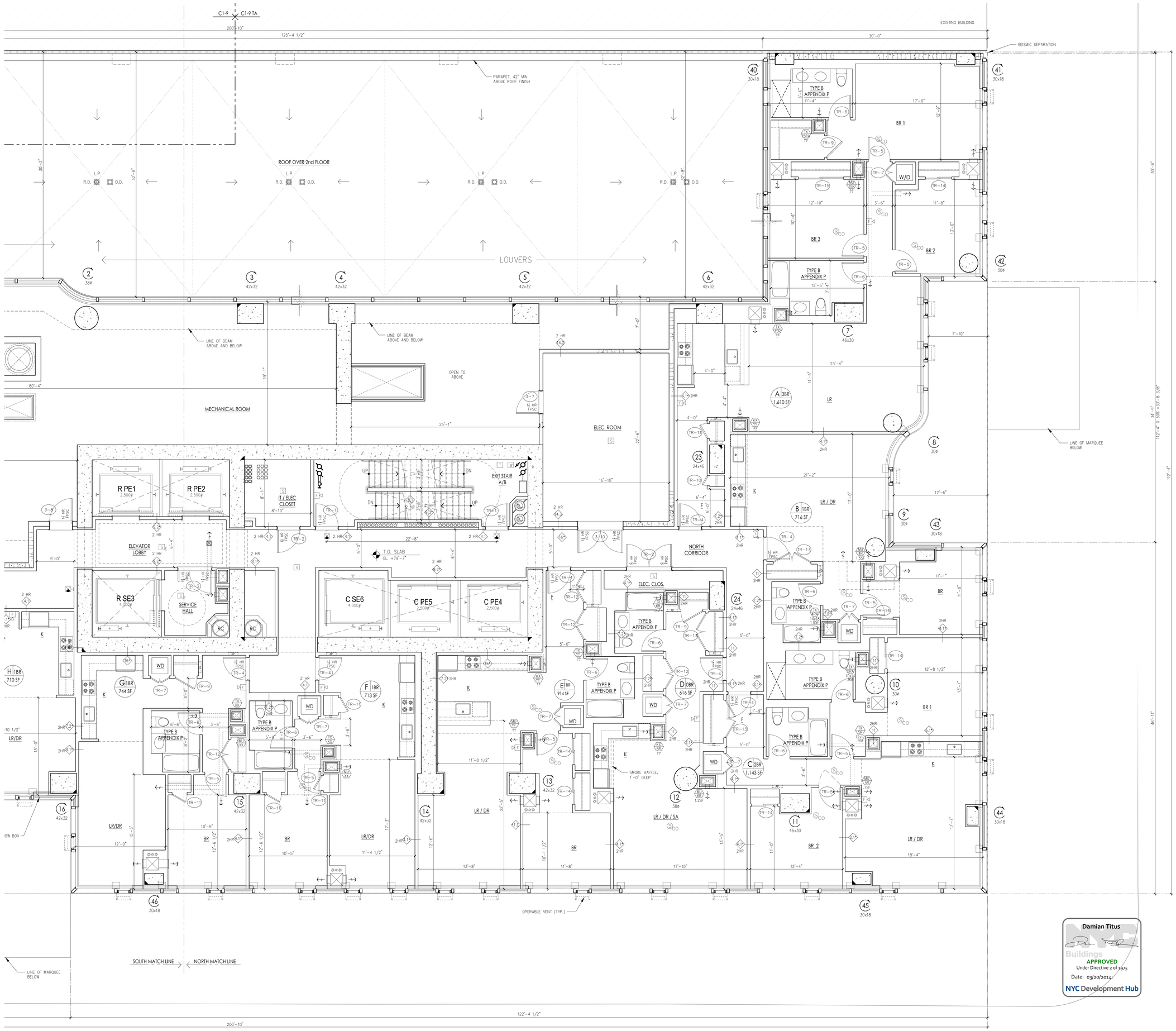


Damian Titus
NYC Buildings
APPROVED
Under Directive 2 of 1975
Date: 03/20/2014
NYC Development Hub

OWNER:

SNOWPLOW LLC
950 THIRD AVENUE
NEW YORK, NY 10022
TEL.: (212) 486-2000

ARCHITECT OF RECORD:

SLCE*Architects, LLP*
841 BROADWAY
NEW YORK, NY 10003
TEL.: 212-979-8400

DESIGN ARCHITECT:

SOM
14 WALL STREET
NEW YORK, NY 10005
TEL.: 212-298-9336

STRUCTURAL ENGINEER:

DESIMONE
18 WEST 18th STREET
NEW YORK, NY 10011
TEL.: 212-532-2211

MEP ENGINEER:

WSP · FLACK+KURTZ
512 SEVENTH AVENUE
NEW YORK, NY 10011
TEL.: 212-532-9600

BUILDING ENVELOPE CONSULTANT:

GMS
GILSANZ MURRAY STEFICEK LLP
129 WEST 27th STREET
NEW YORK, NY 10001
TEL.: 212-254-0030

INTERIOR ARCHITECT:

DANIEL ROMUALDEZ • ARCHITECTS
119 WEST 23rd STREET
NEW YORK, NY 10011
TEL.: 212-989-8429

LIGHTING DESIGNER:

SBLD STUDIO
132 WEST 36th STREET
NEW YORK, NY 10018
TEL.: 212-391-4230

FACADE MAINTENANCE CONSULTANT:

ENTEK ENGINEERING, LLC
166 AMES STREET
HACKENSACK, NJ 07601
TEL.: 201-820-2801

ELEVATOR CONSULTANT:

vda
5 REGENT STREET
LIVINGSTON, NJ 07039
TEL.: 973-994-9220

GEOTECHNICAL CONSULTANT:

LANGAN ENGINEERING
RIVER DRIVE CENTER 1
ELMWOOD PARK, NJ 07407
TEL.: 201-794-6900

| No: | Date: | Revision: |
|---|---|---|
| | 10-10-12 | D.O.B. SUBMITTAL |
| | 08-28-12 | FOUNDATION & SUPERSTRUCTURE BID SET |
| | 04-20-12 | 100% DD |
| | 10-14-11 | 100% SD |

NORTH ARROW: N
SCALE: 0' 1' 2' 4'

KEY PLAN:

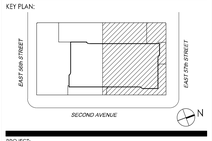


PROJECT:

252 EAST 57th STREET
NEW YORK, NY

TITLE:

3rd FLOOR PLAN:
NORTH

SEAL & SIGNATURE:

REGISTERED ARCHITECT
GLORIA B. OLAS
020206
STATE OF NEW YORK

| | |
|---|---|
| SCALE: | AS SHOWN |
| DATE: | 09-02-11 |
| PROJECT No: | 2011-14 |
| FILE No: | 250 EAST 57th STREET |
| DRAWN BY: | |
| CHECKED BY: | |
| DWG. No.: | A-112.00 |

___ OF ___

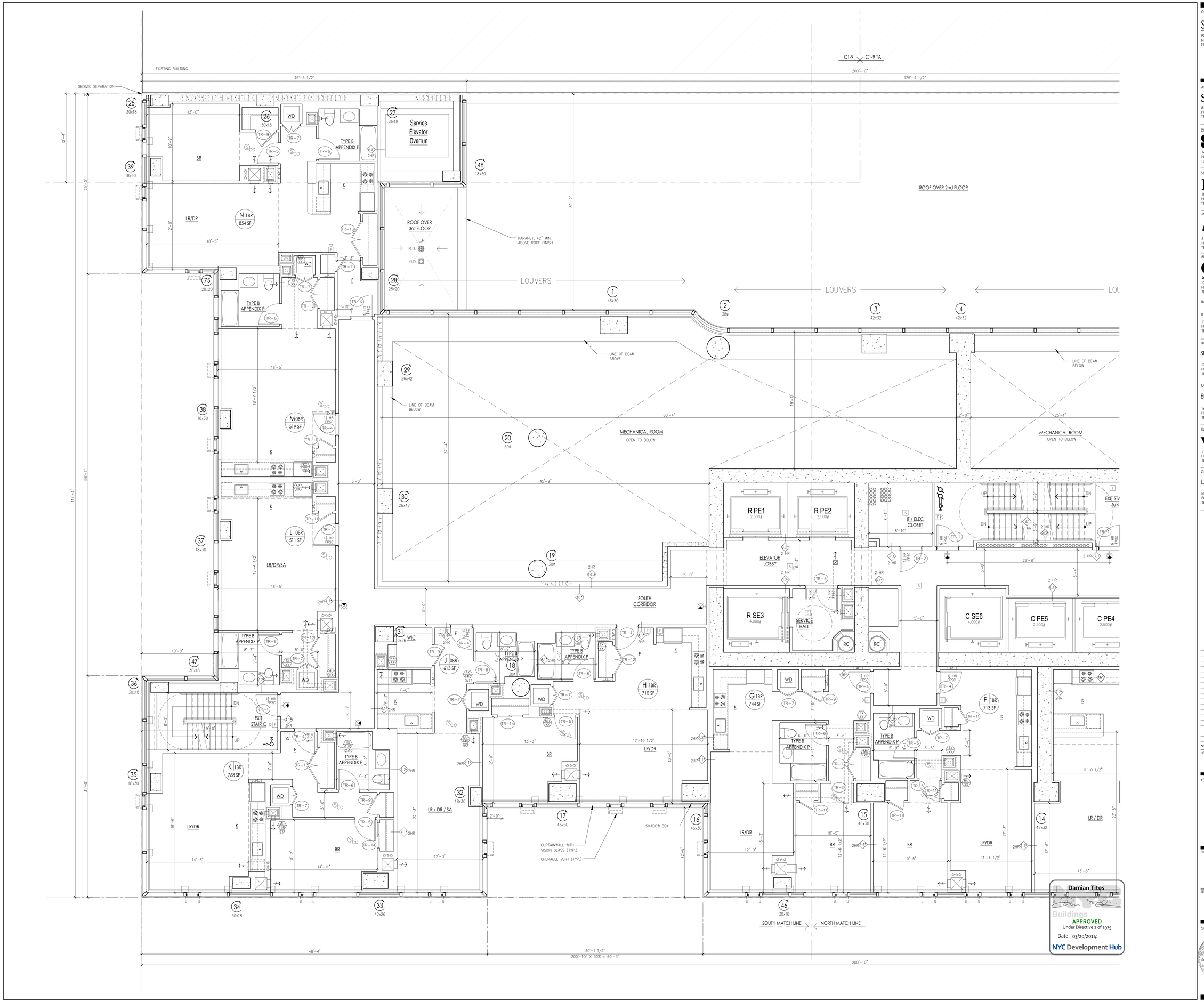


OWNER:

SNOWPLOW LLC

950 THIRD AVENUE
NEW YORK, NY 10022
TEL.: (212) 486-2000

ARCHITECT OF RECORD:

SLCE*Architects, LLP*

841 BROADWAY
NEW YORK, NY 10003
TEL.: 212-979-8400

DESIGN ARCHITECT:

SOM

14 WALL STREET
NEW YORK, NY 10005
TEL.: 212-298-9336

STRUCTURAL ENGINEER:

DESIMONE

18 WEST 18th STREET
NEW YORK, NY 10011
TEL.: 212-532-2211

MEP ENGINEER:

WSP · FLACK+KURTZ

512 SEVENTH AVENUE
NEW YORK, NY 10011
TEL.: 212-532-9600

BUILDING ENVELOPE CONSULTANT:

GMS
GILSANZ MURRAY STEFICEK LLP

129 WEST 27th STREET
NEW YORK, NY 10001
TEL.: 212-254-0030

INTERIOR ARCHITECT:

DANIEL ROMUALDEZ • ARCHITECTS

119 WEST 23rd STREET
NEW YORK, NY 10011
TEL.: 212-989-8429

LIGHTING DESIGNER:

SBLD STUDIO

132 WEST 36th STREET
NEW YORK, NY 10018
TEL.: 212-391-4230

FACADE MAINTENANCE CONSULTANT:

ENTEK ENGINEERING, LLC

166 AMES STREET
HACKENSACK, NJ 07601
TEL.: 201-820-2801

ELEVATOR CONSULTANT:

vda

5 REGENT STREET
LIVINGSTON, NJ 07039
TEL.: 973-994-9220

GEOTECHNICAL CONSULTANT:

LANGAN ENGINEERING

RIVER DRIVE CENTER 1
ELMWOOD PARK, NJ 07407
TEL.: 201-794-6900

| No: | Date: | Revision: |
|---|---|---|
| | 10-10-12 | D.O.B. SUBMITTAL |
| | 08-28-12 | FOUNDATION & SUPERSTRUCTURE BID SET |
| | 04-20-12 | 100% DD |
| | 10-14-11 | 100% SD |

NORTH ARROW

SCALE

KEY PLAN:

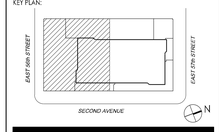


PROJECT:

252 EAST 57th STREET
NEW YORK, NY

TITLE:

4th FLOOR PLAN:
SOUTH

SEAL & SIGNATURE:

REGISTERED ARCHITECT
GLORIA B. GLAS
STATE OF NEW YORK

| | |
|---|---|
| SCALE: | AS SHOWN |
| DATE: | 09-02-11 |
| PROJECT No: | 2011-14 |
| FILE No: | 250 EAST 57th STREET |
| DRAWN BY: | |
| CHECKED BY: | |
| DWG. No.: | A-113.00 |

___ OF ___

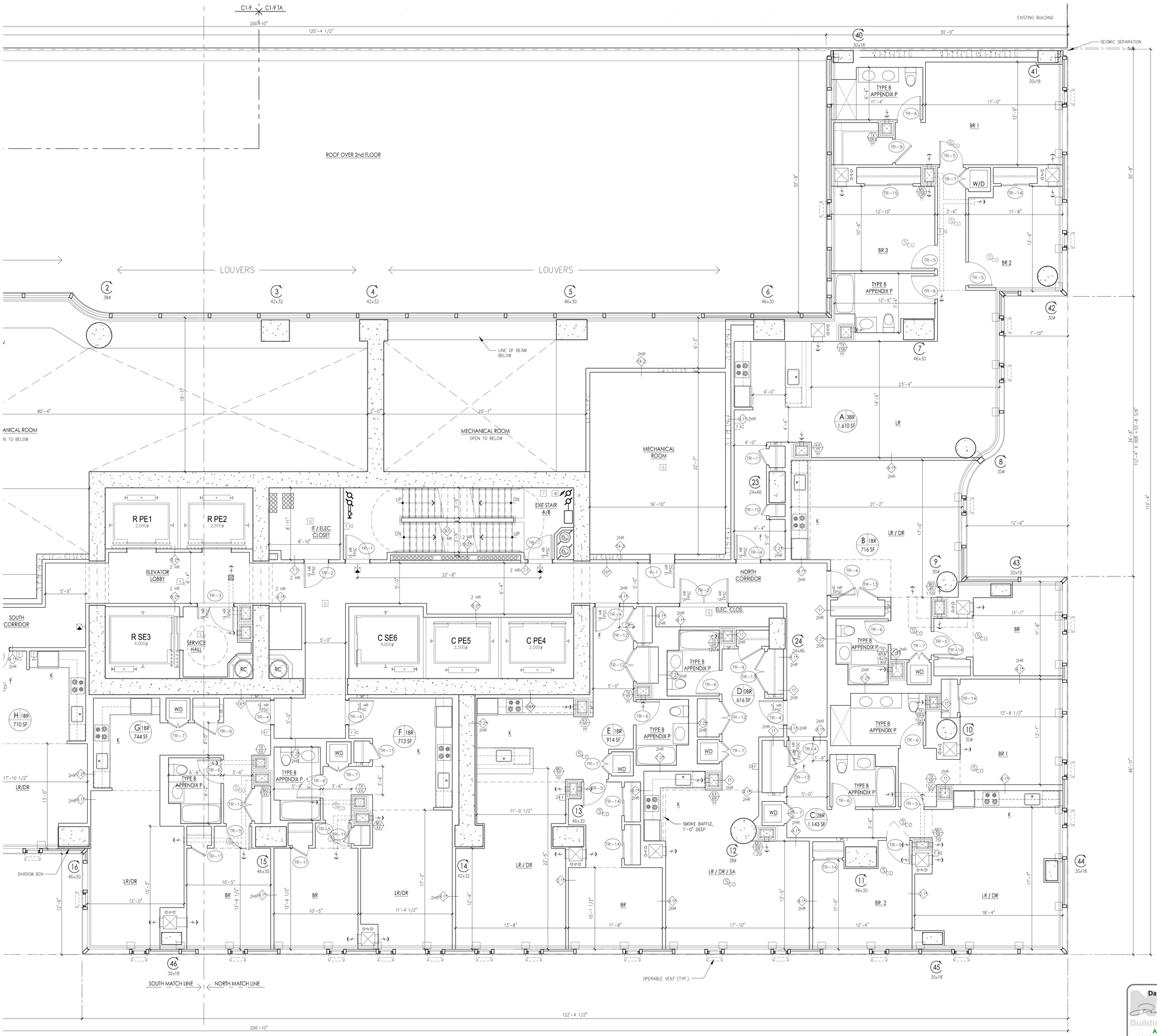


Damian Titus

Buildings

APPROVED

Under Directive 2 of 1975

Date: 03/20/2014:

NYC Development Hub

OWNER:

SNOWPLOW LLC

950 THIRD AVENUE
NEW YORK, NY 10022
TEL.: (212) 486-2000

ARCHITECT OF RECORD:

SLCE*Architects, LLP*

841 BROADWAY
NEW YORK, NY 10003
TEL.: 212-979-8400

DESIGN ARCHITECT:

SOM

14 WALL STREET
NEW YORK, NY 10005
TEL.: 212-298-9336

STRUCTURAL ENGINEER:

DESIMONE

18 WEST 18th STREET
NEW YORK, NY 10011
TEL.: 212-532-2211

MEP ENGINEER:

WSP · FLACK+KURTZ

512 SEVENTH AVENUE
NEW YORK, NY 10011
TEL.: 212-532-9600

BUILDING ENVELOPE CONSULTANT:

GMS

GILSANZ MURRAY STEFICEK LLP

129 WEST 27th STREET
NEW YORK, NY 10001
TEL.: 212-254-0030

INTERIOR ARCHITECT:

DANIEL ROMUALDEZ • ARCHITECTS

119 WEST 23rd STREET
NEW YORK, NY 10011
TEL.: 212-989-8429

LIGHTING DESIGNER:

SBLD STUDIO

132 WEST 36th STREET
NEW YORK, NY 10018
TEL.: 212-391-4230

FACADE MAINTENANCE CONSULTANT:

ENTEK ENGINEERING, LLC

166 AMES STREET
HACKENSACK, NJ 07601
TEL.: 201-820-2801

ELEVATOR CONSULTANT:

vda

5 REGENT STREET
LIVINGSTON, NJ 07039
TEL.: 973-994-9220

GEOTECHNICAL CONSULTANT:

LANGAN ENGINEERING

RIVER DRIVE CENTER 1
ELMWOOD PARK, NJ 07407
TEL.: 201-794-6900

| No: | Date: | Revision: |
|---|---|---|
| | 10-10-12 | D.O.B. SUBMITTAL |
| | 08-28-12 | FOUNDATION & SUPERSTRUCTURE BID SET |
| | 04-20-12 | 100% DD |
| | 10-14-11 | 100% SD |

NORTH ARROW

SCALE

KEY PLAN:

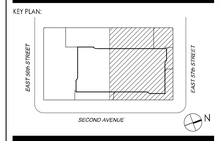


PROJECT:

252 EAST 57th STREET
NEW YORK, NY

TITLE:

4th FLOOR PLAN:
NORTH

SEAL & SIGNATURE:

REGISTERED ARCHITECT
GLORIA B. GLAS
02020
STATE OF NEW YORK

| | |
|---|---|
| SCALE: | AS SHOWN |
| DATE: | 09-02-11 |
| PROJECT No: | 2011-14 |
| FILE No: | 250 EAST 57th STREET |
| DRAWN BY: | |
| CHECKED BY: | |
| DWG. No.: | A-114.00 |

___ OF ___

BSBT OP BLDGS 121305525 Job Number
E3670529775 Scan Code

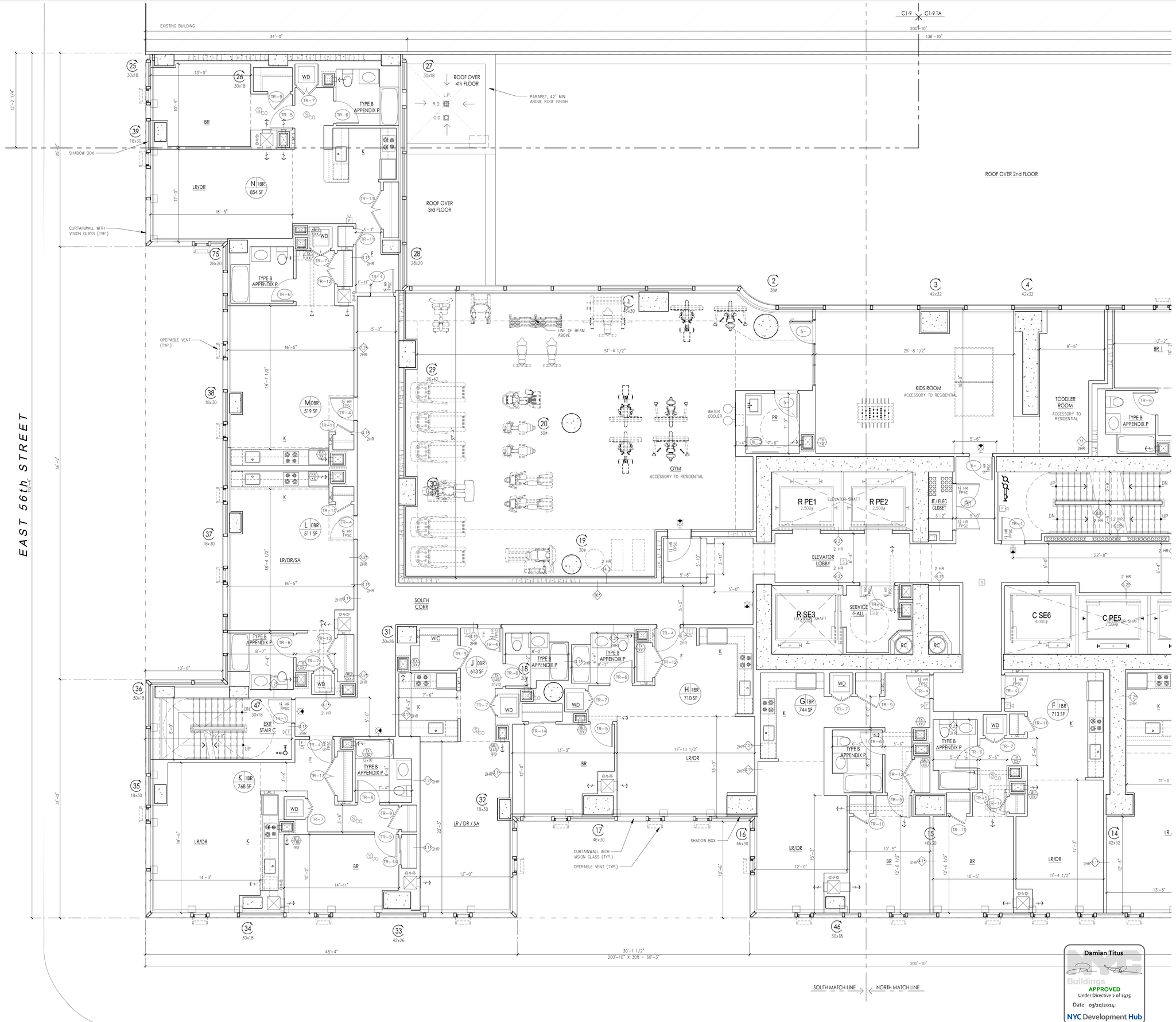


OWNER:
SNOWPLOW LLC
950 THIRD AVENUE
NEW YORK, NY 10022
TEL.: (212) 486-2000

ARCHITECT OF RECORD:
SLCE*Architects, LLP*
841 BROADWAY
NEW YORK, NY 10003
TEL.: 212-979-8400

DESIGN ARCHITECT:
SOM
14 WALL STREET
NEW YORK, NY 10005
TEL.: 212-298-9336

STRUCTURAL ENGINEER:
DESIMONE
16 WEST 18th STREET
NEW YORK, NY 10011
TEL.: 212-532-2211

MEP ENGINEER:
WSP · FLACK+KURTZ
512 SEVENTH AVENUE
NEW YORK, NY 10011
TEL.: 212-532-9600

BUILDING ENVELOPE CONSULTANT:
GBS
GILSANZ MURRAY STEFICEK LLP
129 WEST 27th STREET
NEW YORK, NY 10001
TEL.: 212-254-0030

INTERIOR ARCHITECT:
DANIEL ROMUALDEZ • ARCHITECTS
119 WEST 23rd STREET
NEW YORK, NY 10011
TEL.: 212-989-8429

LIGHTING DESIGNER:
SBLD STUDIO
132 WEST 36th STREET
NEW YORK, NY 10018
TEL.: 212-391-4230

FACADE MAINTENANCE CONSULTANT:
ENTEK ENGINEERING, LLC
166 AMES STREET
HACKENSACK, NJ 07601
TEL.: 201-820-2801

ELEVATOR CONSULTANT:
vda
5 REGENT STREET
LIVINGSTON, NJ 07039
TEL.: 973-994-9220

GEOTECHNICAL CONSULTANT:
LANGAN ENGINEERING
RIVER DRIVE CENTER 1
ELMWOOD PARK, NJ 07407
TEL.: 201-794-6900

| No: | Date: | Revision: |
|---|---|---|
| | 10-10-12 | D.O.B. SUBMITTAL |
| | 08-28-12 | FOUNDATION & SUPERSTRUCTURE BID SET |
| | 04-20-12 | 100% DD |
| | 10-14-11 | 100% SD |

NORTH ARROW

SCALE: 0' 1' 2' 4'

KEY PLAN:

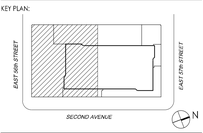


PROJECT:
252 EAST 57th STREET
NEW YORK, NY

TITLE:
5th FLOOR PLAN: SOUTH

Damian Titus
NYC Buildings
APPROVED
Under Directive 2 of 1975
Date: 03/20/2014:
NYC Development Hub

SEAL & SIGNATURE:
REGISTERED ARCHITECT DEBRA B. OLIVE 02020 STATE OF NEW YORK

| | |
|---|---|
| SCALE: | AS SHOWN |
| DATE: | 09-02-11 |
| PROJECT No: | 2011-14 |
| FILE No: | 250 EAST 57th STREET |
| DRAWN BY: | |
| CHECKED BY: | |
| DWG. No.: | A-115.00 |
| | OF |

These drawings and specifications, as instruments of service, are and shall remain the property of the Architect whether the project for which they are made is executed or not. The visual contents of these drawings and specifications may not be used in whole or in part for any purpose whatsoever without the written permission of the Architect.

DEPT OF BLDGS 121305525 Job Number
E-537349435 Scan Code

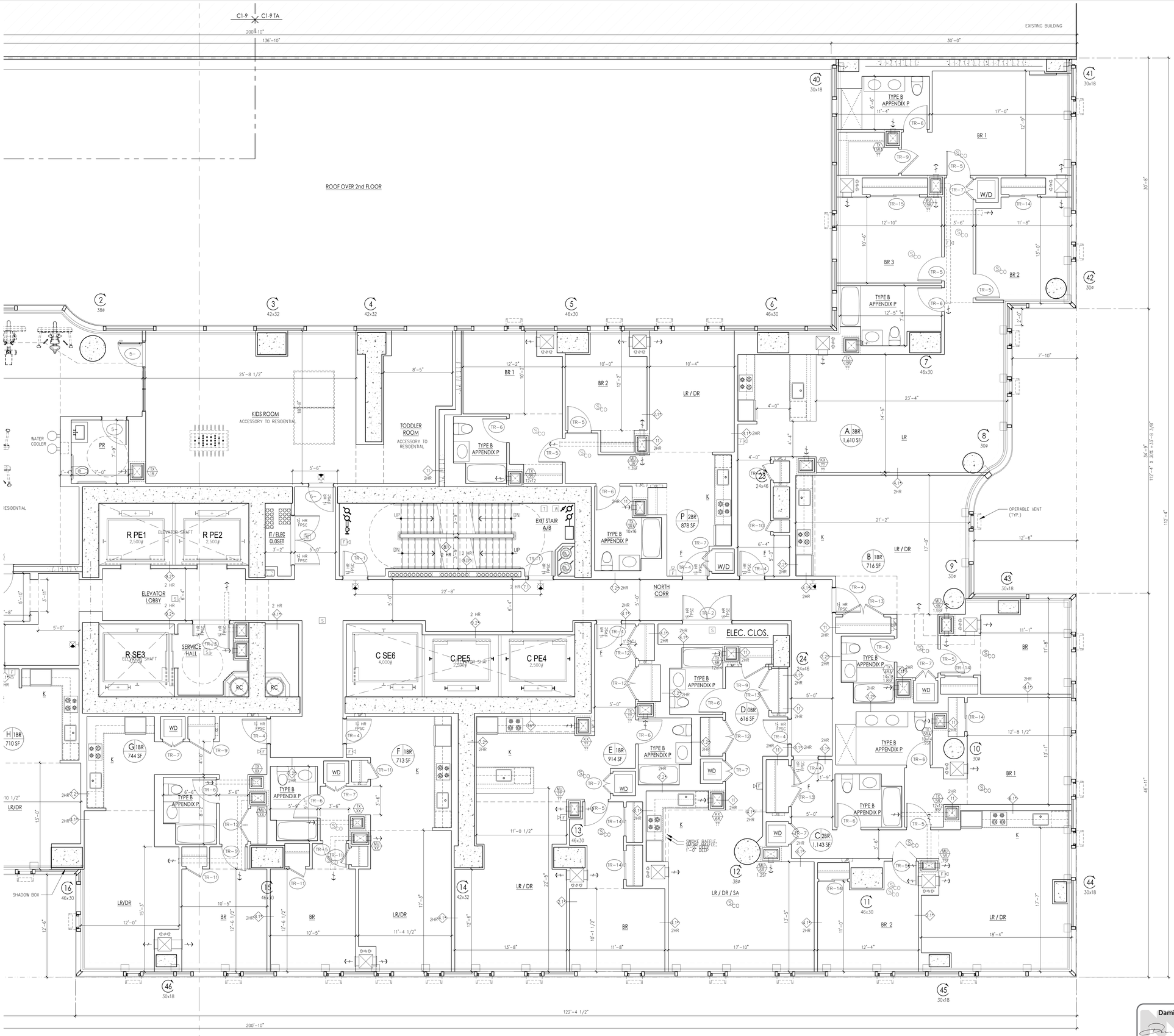


SECOND AVENUE

Damian Titus
Buildings
APPROVED
Under Directive 2 of 1975
Date: 03/20/2014:
NYC Development Hub

OWNER:
SNOWPLOW LLC
950 THIRD AVENUE
NEW YORK, NY 10022
TEL.: (212) 486-2000

ARCHITECT OF RECORD:
SLCE*Architects, LLP*
841 BROADWAY
NEW YORK, NY 10003
TEL.: 212-979-8400

DESIGN ARCHITECT:
SOM
14 WALL STREET
NEW YORK, NY 10005
TEL.: 212-298-9336

STRUCTURAL ENGINEER:
DESIMONE
16 WEST 18th STREET
NEW YORK, NY 10011
TEL.: 212-532-2211

MEP ENGINEER:
WSP • FLACK+KURTZ
512 SEVENTH AVENUE
NEW YORK, NY 10011
TEL.: 212-532-9600

BUILDING ENVELOPE CONSULTANT:
GBS
GILSANZ MURRAY STEFICEK LLP
129 WEST 27th STREET
NEW YORK, NY 10001
TEL.: 212-254-0030

INTERIOR ARCHITECT:
DANIEL ROMUALDEZ • ARCHITECTS
119 WEST 23rd STREET
NEW YORK, NY 10011
TEL.: 212-989-8429

LIGHTING DESIGNER:
SBLD STUDIO
132 WEST 36th STREET
NEW YORK, NY 10018
TEL.: 212-391-4230

FACADE MAINTENANCE CONSULTANT:
ENTEK ENGINEERING, LLC
166 AMES STREET
HACKENSACK, NJ 07601
TEL.: 201-820-2801

ELEVATOR CONSULTANT:
vda
5 REGENT STREET
LIVINGSTON, NJ 07039
TEL.: 973-994-9220

GEOTECHNICAL CONSULTANT:
LANGAN ENGINEERING
RIVER DRIVE CENTER 1
ELMWOOD PARK, NJ 07407
TEL.: 201-794-6900

| No: | Date: | Revision: |
|---|---|---|
| | 10-10-12 | D.O.B. SUBMITTAL |
| | 08-28-12 | FOUNDATION & SUPERSTRUCTURE BID SET |
| | 04-20-12 | 100% DD |
| | 10-14-11 | 100% SD |

NORTH ARROW: N
SCALE: 0' 1' 2' 4'

KEY PLAN:
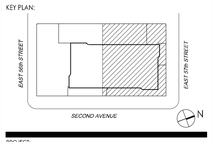


PROJECT:
252 EAST 57th STREET
NEW YORK, NY

TITLE:
5th FLOOR PLAN: NORTH

SEAL & SIGNATURE:
REGISTERED ARCHITECT GLORIA B. GILDA 022026 STATE OF NEW YORK

| | |
|---|---|
| SCALE: | AS SHOWN |
| DATE: | 09-02-11 |
| PROJECT No: | 2011-14 |
| FILE No: | 250 EAST 57th STREET |
| DRAWN BY: | |
| CHECKED BY: | |
| DWG. No.: | A-116.00 |
| | ____ OF ____ |

These drawings and specifications are the property of the architect and may not be reproduced or used in any way without the permission of the architect.

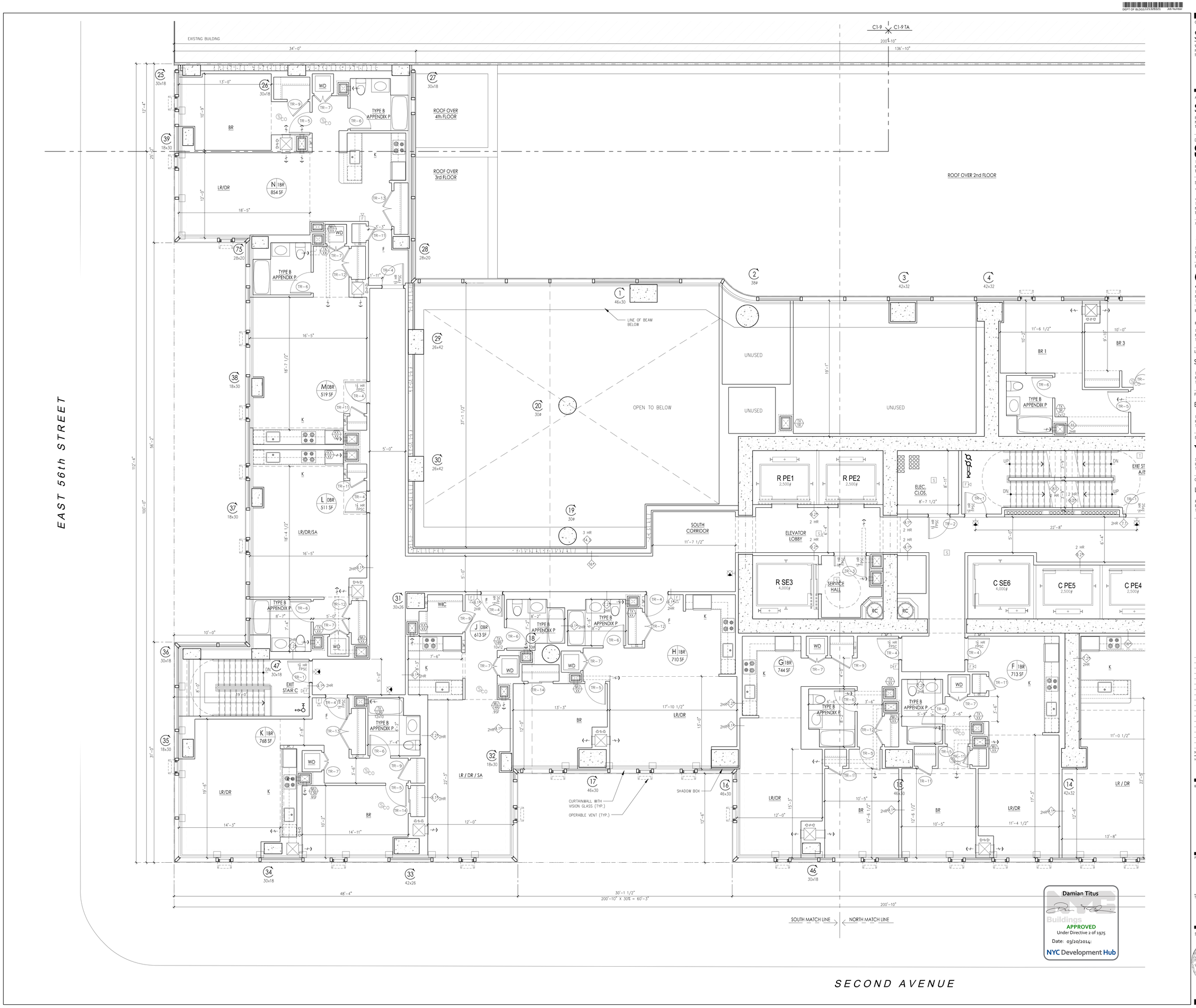


OWNER:

SNOWPLOW LLC
950 THIRD AVENUE
NEW YORK, NY 10022
TEL.: (212) 486-2000

ARCHITECT OF RECORD:

SLCE*Architects, LLP*
841 BROADWAY
NEW YORK, NY 10003
TEL.: 212-979-8400

DESIGN ARCHITECT:

SOM
14 WALL STREET
NEW YORK, NY 10005
TEL.: 212-298-9336

STRUCTURAL ENGINEER:

DESIMONE
18 WEST 18th STREET
NEW YORK, NY 10011
TEL.: 212-532-2211

MEP ENGINEER:

WSP · FLACK+KURTZ
512 SEVENTH AVENUE
NEW YORK, NY 10011
TEL.: 212-532-9600

BUILDING ENVELOPE CONSULTANT:

GMS
GILSANZ MURRAY STEFICEK LLP
129 WEST 27th STREET
NEW YORK, NY 10001
TEL.: 212-254-0030

INTERIOR ARCHITECT:

DANIEL ROMUALDEZ • ARCHITECTS
119 WEST 23rd STREET
NEW YORK, NY 10011
TEL.: 212-989-8429

LIGHTING DESIGNER:

SBLD STUDIO
132 WEST 36th STREET
NEW YORK, NY 10018
TEL.: 212-391-4230

FACADE MAINTENANCE CONSULTANT:

ENTEK ENGINEERING, LLC
166 AMES STREET
HACKENSACK, NJ 07601
TEL.: 201-820-2801

ELEVATOR CONSULTANT:

vda
5 REGENT STREET
LIVINGSTON, NJ 07039
TEL.: 973-994-9220

GEOTECHNICAL CONSULTANT:

LANGAN ENGINEERING
RIVER DRIVE CENTER 1
ELMWOOD PARK, NJ 07407
TEL.: 201-794-6900

| No: | Date: | Revision: |
|---|---|---|
| | 10-10-12 | D.OB. SUBMITTAL |
| | 08-28-12 | FOUNDATION & SUPERSTRUCTURE BID SET |
| | 04-20-12 | 100% DD |
| | 10-14-11 | 100% SD |

NORTH ARROW: N
SCALE: 0' 1' 2' 4'

KEY PLAN:

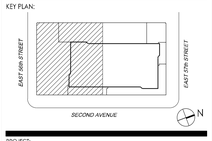


PROJECT:

252 EAST 57th STREET
NEW YORK, NY

TITLE:

6th FLOOR PLAN:
SOUTH

SEAL & SIGNATURE:

REGISTERED ARCHITECT
GLORIA B. GLAS
STATE OF NEW YORK

| | |
|---|---|
| SCALE: | AS SHOWN |
| DATE: | 09-02-11 |
| PROJECT No: | 2011-14 |
| FILE No: | 250 EAST 57th STREET |
| DRAWN BY: | |
| CHECKED BY: | |
| DWG. No.: | A-117.00 |

___ OF ___

DEPT OF BLDGS 121328324 Job Number

E2546607926 Work Order

EAST 57th STREET

ROOF OVER 2nd FLOOR

EXISTING BUILDING

C1-9 C1-9 TA

200'-10"

136'-10"

30'-0"

UNUSED

UNUSED

UNUSED

OW

19'-1"

R PE1 2,500#

R PE2 2,500#

ELEC. CLOS.

8'-7 1/2"

8'-11"

EXIT STAIR A/B

UP

DN

SOUTH CORRIDOR

11'-7 1/2"

ELEVATOR LOBBY

22'-8"

5'-0"

6'-4"

NORTH CORRIDOR

R SE3 4,000#

SERVICE HALL

RC

RC

C SE6 4,000#

C PE5 2,500#

C PE4 2,500#

ELEC. CLOS.

BR 1

BR 3

BR 2

LR / DR

TYPE B APPENDIX P

W/D

A 3BR 1,610 SF

LR

P 3BR 1,071 SF

B 1BR 716 SF

LR / DR

D 0BR 616 SF

E 1BR 914 SF

C 2BR 1,143 SF

LR / DR / SA

SMOKE BAFFLE, 1'-0" DEEP

H 1BR 710 SF

G 1BR 744 SF

F 1BR 713 SF

LR/DR

BR

LR/DR

BR

LR / DR

BR 2

LR / DR

SHADOW BOX

40 30x18

41 18x30

42 30ø

43 30x18

44 30x18

45 30x18

46 30x18

2 38ø

3 42x32

4 42x32

5 46x30

6 46x30

7 46x30

8 30ø

9 30ø

10 30ø

11 46x30

12 38ø

13 46x30

14 42x32

15 46x30

16 46x30

23 24x46

24 24x46

122'-4 1/2"

200'-10"

112'-4" X 30ø = 33'-8 3/8"

112'-4"

34'-8"

30'-8"

46'-11"

SOUTH MATCH LINE

NORTH MATCH LINE

SECOND AVENUE

Damian Titus

NYC Buildings

APPROVED

Under Directive 2 of 1975

Date: 03/20/2014:

NYC Development Hub

OWNER:

SNOWPLOW LLC

950 THIRD AVENUE
NEW YORK, NY 10022
TEL.: (212) 486-2000

ARCHITECT OF RECORD:

SLCE*Architects, LLP*

841 BROADWAY
NEW YORK, NY 10003
TEL.: 212-979-8400

DESIGN ARCHITECT:

SOM

14 WALL STREET
NEW YORK, NY 10005
TEL.: 212-298-9336

STRUCTURAL ENGINEER:

DESIMONE

18 WEST 18th STREET
NEW YORK, NY 10011
TEL.: 212-532-2211

MEP ENGINEER:

WSP • FLACK+KURTZ

512 SEVENTH AVENUE
NEW YORK, NY 10011
TEL.: 212-532-9600

BUILDING ENVELOPE CONSULTANT:

GBS
GILSANZ MURRAY STEFICEK LLP

129 WEST 27th STREET
NEW YORK, NY 10001
TEL.: 212-254-0030

INTERIOR ARCHITECT:

DANIEL ROMUALDEZ • ARCHITECTS

119 WEST 23rd STREET
NEW YORK, NY 10011
TEL.: 212-989-8429

LIGHTING DESIGNER:

SBLD STUDIO

132 WEST 36th STREET
NEW YORK, NY 10018
TEL.: 212-391-4230

FACADE MAINTENANCE CONSULTANT:

ENTEK ENGINEERING, LLC

166 AMES STREET
HACKENSACK, NJ 07601
TEL.: 201-820-2801

ELEVATOR CONSULTANT:

vda

5 REGENT STREET
LIVINGSTON, NJ 07039
TEL.: 973-994-9220

GEOTECHNICAL CONSULTANT:

LANGAN ENGINEERING

RIVER DRIVE CENTER 1
ELMWOOD PARK, NJ 07407
TEL.: 201-794-6900

| No: | Date: | Revision: |
|---|---|---|
| | 10-10-12 | D.OB. SUBMITTAL |
| | 08-28-12 | FOUNDATION & SUPERSTRUCTURE BID SET |
| | 04-20-12 | 100% DD |
| | 10-14-11 | 100% SD |

NORTH ARROW

SCALE 0' 1' 2' 4'

KEY PLAN:

EAST 56th STREET

EAST 57th STREET

SECOND AVENUE

PROJECT:

# 252 EAST 57th STREET NEW YORK, NY

TITLE:

## 6th FLOOR PLAN: NORTH

SEAL & SIGNATURE:

REGISTERED ARCHITECT GLORIA B. GILSANZ 022026 STATE OF NEW YORK

| | |
|---|---|
| SCALE: | AS SHOWN |
| DATE: | 09-02-11 |
| PROJECT No: | 2011-14 |
| FILE No: | 250 EAST 57th STREET |
| DRAWN BY: | |
| CHECKED BY: | |
| DWG. No.: | A-118.00 |

___ OF ___

THESE PLANS ARE THE PROPERTY OF SLCE ARCHITECTS, LLP AND ARE NOT TO BE USED IN WHOLE OR IN PART FOR ANY OTHER PROJECT WITHOUT THE WRITTEN AUTHORIZATION OF SLCE ARCHITECTS, LLP

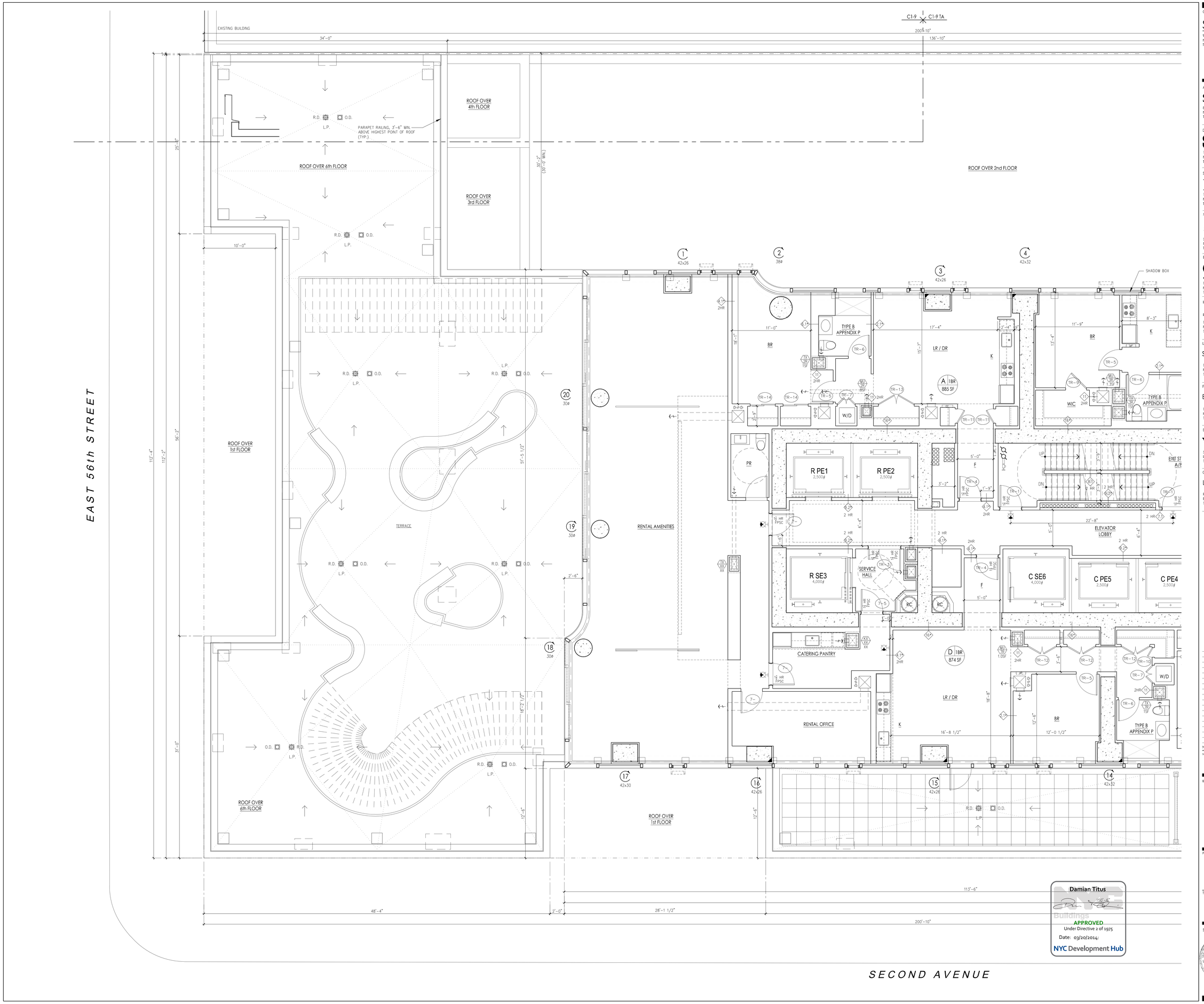


Damian Titus
APPROVED
Under Directive 2 of 1975
Date: 03/20/2014:
NYC Development Hub

OWNER:
SNOWPLOW LLC
950 THIRD AVENUE
NEW YORK, NY 10022
TEL.: (212) 486-2000

ARCHITECT OF RECORD:
SLCE*Architects, LLP*
841 BROADWAY
NEW YORK, NY 10003
TEL.: 212-979-8400

DESIGN ARCHITECT:
SOM
14 WALL STREET
NEW YORK, NY 10005
TEL.: 212-298-9336

STRUCTURAL ENGINEER:
DESIMONE
18 WEST 18th STREET
NEW YORK, NY 10011
TEL.: 212-532-2211

MEP ENGINEER:
WSP · FLACK+KURTZ
512 SEVENTH AVENUE
NEW YORK, NY 10011
TEL.: 212-532-9600

BUILDING ENVELOPE CONSULTANT:
GMS
GILSANZ MURRAY STEFICEK LLP
129 WEST 27th STREET
NEW YORK, NY 10001
TEL.: 212-254-0030

INTERIOR ARCHITECT:
DANIEL ROMUALDEZ • ARCHITECTS
119 WEST 23rd STREET
NEW YORK, NY 10011
TEL.: 212-989-8429

LIGHTING DESIGNER:
SBLD STUDIO
132 WEST 36th STREET
NEW YORK, NY 10018
TEL.: 212-391-4230

FACADE MAINTENANCE CONSULTANT:
ENTEK ENGINEERING, LLC
166 AMES STREET
HACKENSACK, NJ 07601
TEL.: 201-820-2801

ELEVATOR CONSULTANT:
vda
5 REGENT STREET
LIVINGSTON, NJ 07039
TEL.: 973-994-9220

GEOTECHNICAL CONSULTANT:
LANGAN ENGINEERING
RIVER DRIVE CENTER 1
ELMWOOD PARK, NJ 07407
TEL.: 201-794-6900

| No: | Date: | Revision: |
|---|---|---|
| | 10-10-12 | D.O.B. SUBMITTAL |
| | 08-28-12 | FOUNDATION & SUPERSTRUCTURE BID SET |
| | 04-20-12 | 100% DD |
| | 10-14-11 | 100% SD |

NORTH ARROW N
SCALE 0' 1' 2' 4'

KEY PLAN:

PROJECT:
252 EAST 57th STREET
NEW YORK, NY

TITLE:
7th FLOOR PLAN:
SOUTH

SEAL & SIGNATURE:
REGISTERED ARCHITECT GLORIA B. GLAS 020201 STATE OF NEW YORK

| | |
|---|---|
| SCALE: | AS SHOWN |
| DATE: | 09-02-11 |
| PROJECT No: | 2011-14 |
| FILE No: | 250 EAST 57th STREET |
| DRAWN BY: | |
| CHECKED BY: | |
| DWG. No.: | A-119.00 |
| | ___ OF ___ |

DEPT OF BLDGS 121303523 Job Number
B3B7B69B6B Scan Code

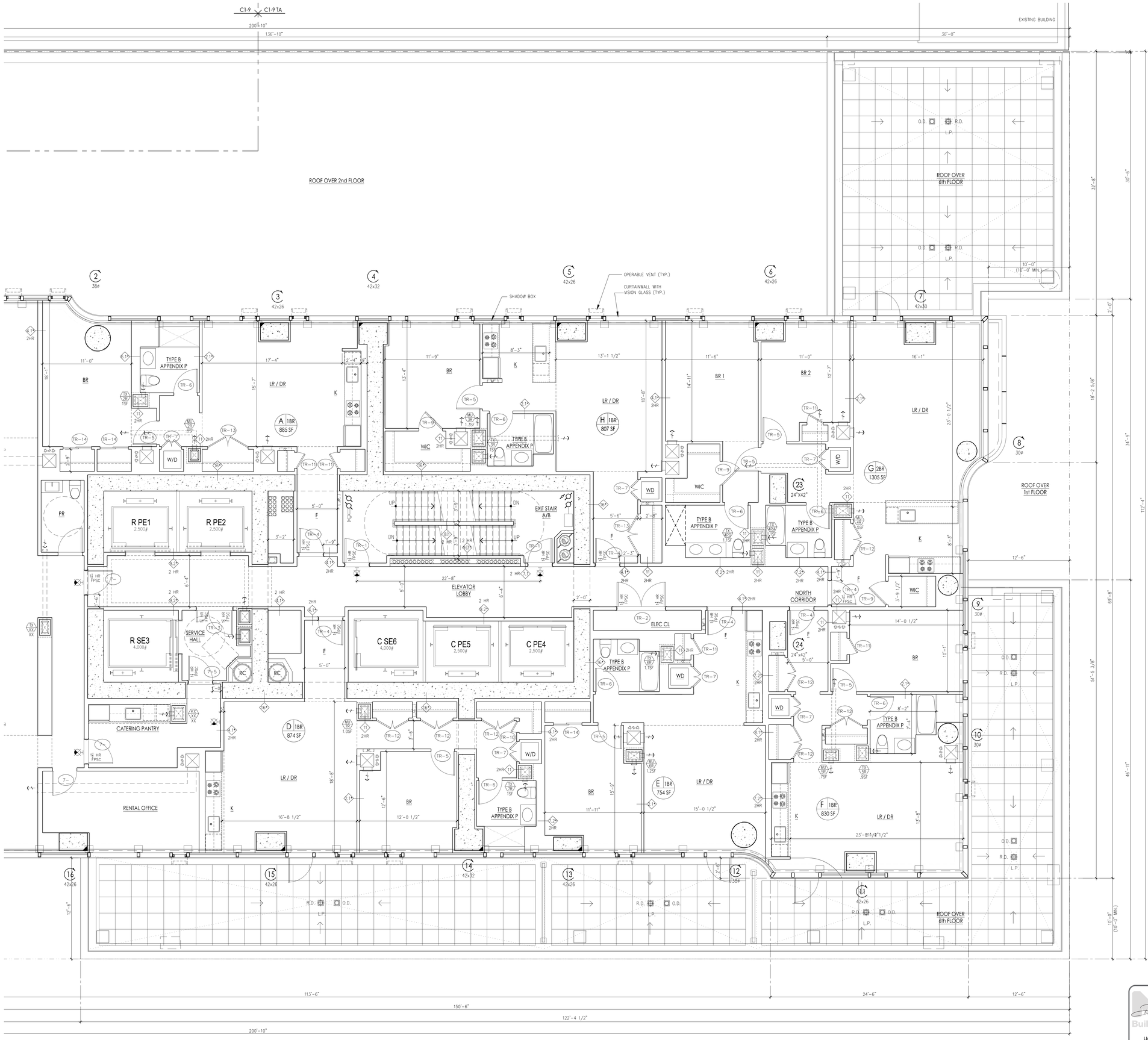


EAST 57th STREET

OWNER:
SNOWPLOW LLC
950 THIRD AVENUE
NEW YORK, NY 10022
TEL.: (212) 486-2000

ARCHITECT OF RECORD:
SLCE*Architects, LLP*
841 BROADWAY
NEW YORK, NY 10003
TEL.: 212-979-8400

DESIGN ARCHITECT:
SOM
14 WALL STREET
NEW YORK, NY 10005
TEL.: 212-298-9336

STRUCTURAL ENGINEER:
DESIMONE
18 WEST 18th STREET
NEW YORK, NY 10011
TEL.: 212-532-2211

MEP ENGINEER:
WSP • FLACK+KURTZ
512 SEVENTH AVENUE
NEW YORK, NY 10011
TEL.: 212-532-9600

BUILDING ENVELOPE CONSULTANT:
GBS
GILSANZ MURRAY STEFICEK LLP
129 WEST 27th STREET
NEW YORK, NY 10001
TEL.: 212-254-0030

INTERIOR ARCHITECT:
DANIEL ROMUALDEZ • ARCHITECTS
119 WEST 23rd STREET
NEW YORK, NY 10011
TEL.: 212-989-8429

LIGHTING DESIGNER:
SBLD STUDIO
132 WEST 36th STREET
NEW YORK, NY 10018
TEL.: 212-391-4230

FACADE MAINTENANCE CONSULTANT:
ENTEK ENGINEERING, LLC
166 AMES STREET
HACKENSACK, NJ 07601
TEL.: 201-820-2801

ELEVATOR CONSULTANT:
vda
5 REGENT STREET
LIVINGSTON, NJ 07039
TEL.: 973-994-9220

GEOTECHNICAL CONSULTANT:
LANGAN ENGINEERING
RIVER DRIVE CENTER 1
ELMWOOD PARK, NJ 07407
TEL.: 201-794-6900

| No: | Date: | Revision: |
|---|---|---|
| | 10-10-12 | D.O.B. SUBMITTAL |
| | 08-28-12 | FOUNDATION & SUPERSTRUCTURE BID SET |
| | 04-20-12 | 100% DD |
| | 10-14-11 | 100% SD |

NORTH ARROW: N
SCALE: 0' 1' 2' 4'

KEY PLAN:
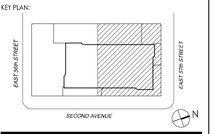


PROJECT:
252 EAST 57th STREET
NEW YORK, NY

TITLE:
7th FLOOR PLAN: NORTH

Damian Titus
NYC Buildings
APPROVED
Under Directive 2 of 1975
Date: 03/20/2014:
NYC Development Hub

SEAL & SIGNATURE:
REGISTERED ARCHITECT ANDREA B. BLAU 026020 STATE OF NEW YORK

| | |
|---|---|
| SCALE: | AS SHOWN |
| DATE: | 09-02-11 |
| PROJECT No: | 2011-14 |
| File No: | 250 EAST 57th STREET |
| DRAWN BY: | |
| CHECKED BY: | |
| DWG. No.: | A-120.00 |
| | OF |

This drawing is the property of the Architect and may not be used without permission.

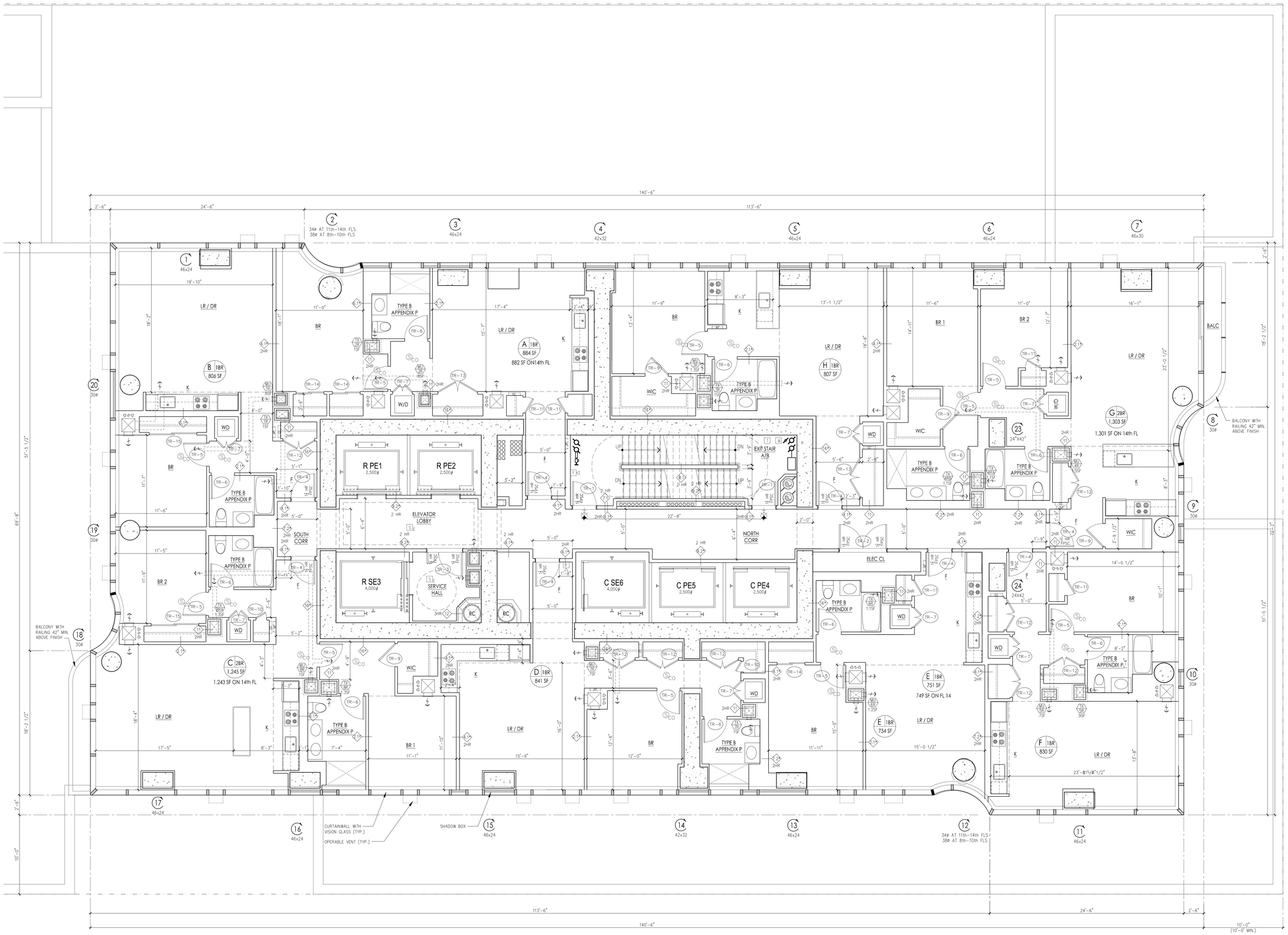


SECOND AVENUE

Damian Titus

NYC Buildings

APPROVED
Under Directive 2 of 1975
Date: 03/20/2014:
NYC Development Hub

OWNER:

SNOWPLOW LLC
950 THIRD AVENUE
NEW YORK, NY 10022
TEL.: (212) 486-2000

ARCHITECT OF RECORD:

SLCE*Architects, LLP*
841 BROADWAY
NEW YORK, NY 10003
TEL.: 212-979-8400

DESIGN ARCHITECT:

SOM
14 WALL STREET
NEW YORK, NY 10005
TEL.: 212-298-9336

STRUCTURAL ENGINEER:

DESIMONE
18 WEST 18th STREET
NEW YORK, NY 10011
TEL.: 212-532-2211

MEP ENGINEER:

WSP · FLACK+KURTZ
512 SEVENTH AVENUE
NEW YORK, NY 10011
TEL.: 212-532-9600

BUILDING ENVELOPE CONSULTANT:

GMS
GILSANZ MURRAY STEFICEK LLP
129 WEST 27th STREET
NEW YORK, NY 10001
TEL.: 212-254-0030

INTERIOR ARCHITECT:

DANIEL ROMUALDEZ • ARCHITECTS
119 WEST 23rd STREET
NEW YORK, NY 10011
TEL.: 212-989-8429

LIGHTING DESIGNER:

SBLD STUDIO
132 WEST 36th STREET
NEW YORK, NY 10018
TEL.: 212-391-4230

FACADE MAINTENANCE CONSULTANT:

ENTEK ENGINEERING, LLC
166 AMES STREET
HACKENSACK, NJ 07601
TEL.: 201-820-2801

ELEVATOR CONSULTANT:

vda
5 REGENT STREET
LIVINGSTON, NJ 07039
TEL.: 973-994-9220

GEOTECHNICAL CONSULTANT:

LANGAN ENGINEERING
RIVER DRIVE CENTER 1
ELMWOOD PARK, NJ 07407
TEL.: 201-794-6900

| No: | Date: | Revision: |
|---|---|---|
| | 10-10-12 | D.O.B. SUBMITTAL |
| | 08-28-12 | FOUNDATION & SUPERSTRUCTURE BID SET |
| | 04-20-12 | 100% DD |
| | 10-14-11 | 100% SD |

NORTH ARROW: N

SCALE: 0' 1' 2' 4'

KEY PLAN:

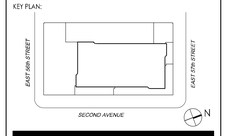


PROJECT:

252 EAST 57th STREET
NEW YORK, NY

TITLE:

8th - 14th FLOOR PLAN

SEAL & SIGNATURE:

REGISTERED ARCHITECT GLORIA B. GLAS 02020 STATE OF NEW YORK

| | |
|---|---|
| SCALE: | AS SHOWN |
| DATE: | 09-02-11 |
| PROJECT No: | 2011-14 |
| FILE No: | 250 EAST 57th STREET |
| DRAWN BY: | |
| CHECKED BY: | |
| DWG. No.: | A-121.00 |

___ OF ___

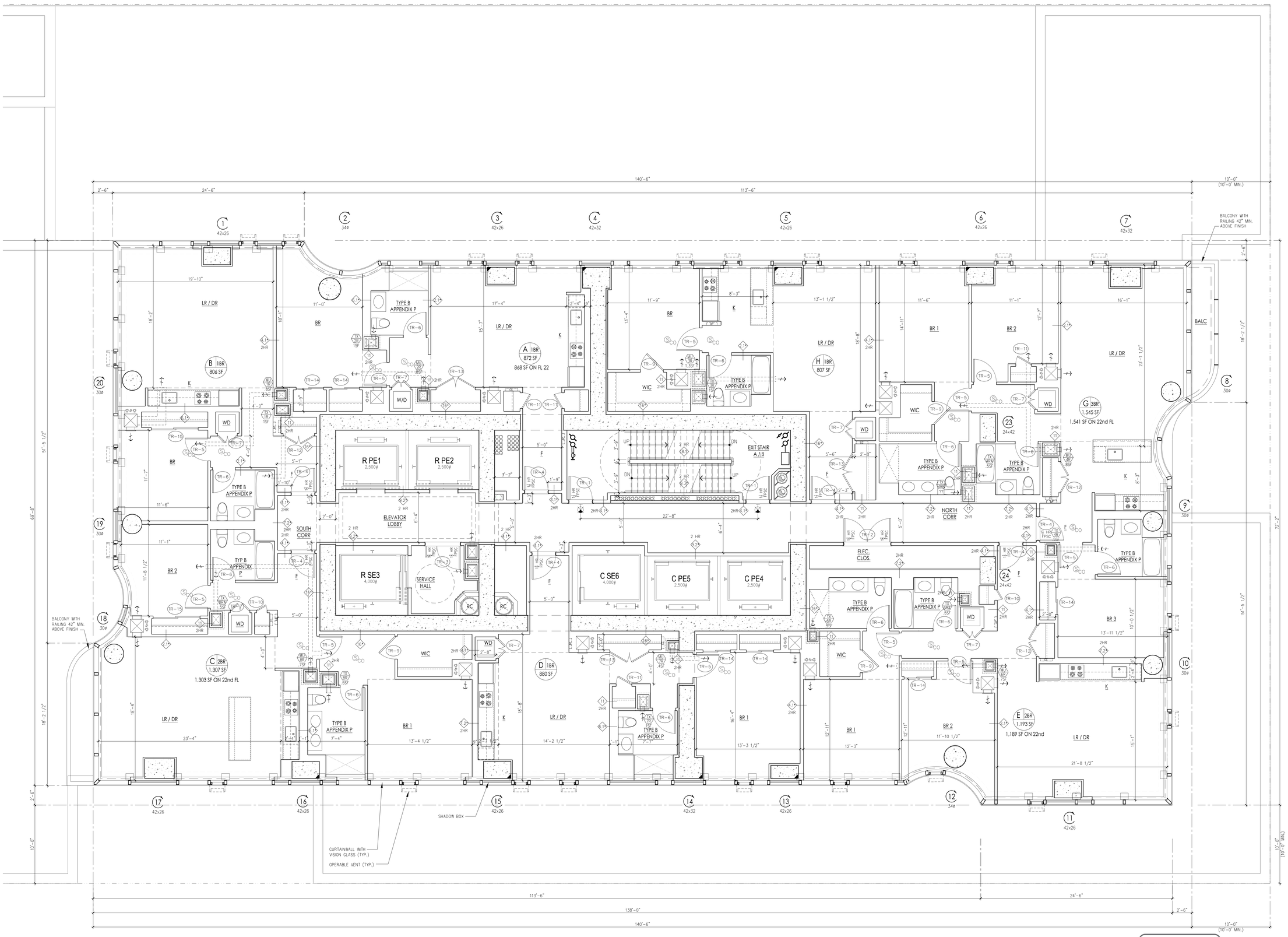


SECOND AVENUE

Damian Titus
Buildings
APPROVED
Under Directive 2 of 1975
Date: 03/20/2014:
NYC Development Hub

OWNER:
SNOWPLOW LLC
950 THIRD AVENUE
NEW YORK, NY 10022
TEL.: (212) 486-2000

ARCHITECT OF RECORD:
SLCE*Architects, LLP*
841 BROADWAY
NEW YORK, NY 10003
TEL.: 212-979-8400

DESIGN ARCHITECT:
SOM
14 WALL STREET
NEW YORK, NY 10005
TEL.: 212-298-9336

STRUCTURAL ENGINEER:
DESIMONE
18 WEST 18th STREET
NEW YORK, NY 10011
TEL.: 212-532-2211

MEP ENGINEER:
WSP · FLACK+KURTZ
512 SEVENTH AVENUE
NEW YORK, NY 10011
TEL.: 212-532-9600

BUILDING ENVELOPE CONSULTANT:
GMS
GILSANZ MURRAY STEFICEK LLP
129 WEST 27th STREET
NEW YORK, NY 10001
TEL.: 212-254-0030

INTERIOR ARCHITECT:
DANIEL ROMUALDEZ • ARCHITECTS
119 WEST 23rd STREET
NEW YORK, NY 10011
TEL.: 212-989-8429

LIGHTING DESIGNER:
SBLD STUDIO
132 WEST 36th STREET
NEW YORK, NY 10018
TEL.: 212-391-4230

FACADE MAINTENANCE CONSULTANT:
ENTEK ENGINEERING, LLC
166 AMES STREET
HACKENSACK, NJ 07601
TEL.: 201-820-2801

ELEVATOR CONSULTANT:
vda
5 REGENT STREET
LIVINGSTON, NJ 07039
TEL.: 973-994-9220

GEOTECHNICAL CONSULTANT:
LANGAN ENGINEERING
RIVER DRIVE CENTER 1
ELMWOOD PARK, NJ 07407
TEL.: 201-794-6900

| No: | Date: | Revision: |
|---|---|---|
| | 10-10-12 | D.O.B. SUBMITTAL |
| | 08-28-12 | FOUNDATION & SUPERSTRUCTURE BID SET |
| | 04-20-12 | 100% DD |
| | 10-14-11 | 100% SD |

NORTH ARROW: N
SCALE: 0' 1' 2' 4'

KEY PLAN:

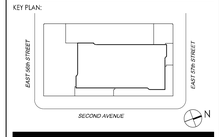


PROJECT:
252 EAST 57th STREET
NEW YORK, NY

TITLE:
15th - 22nd FLOOR PLAN

SEAL & SIGNATURE:
REGISTERED ARCHITECT GLORIA B. GLAS 020201 STATE OF NEW YORK

| | |
|---|---|
| SCALE: | AS SHOWN |
| DATE: | 09-02-11 |
| PROJECT No: | 2011-14 |
| FILE No: | 250 EAST 57th STREET |
| DRAWN BY: | |
| CHECKED BY: | |
| DWG. No.: | A-122.00 |
| | ___ OF ___ |

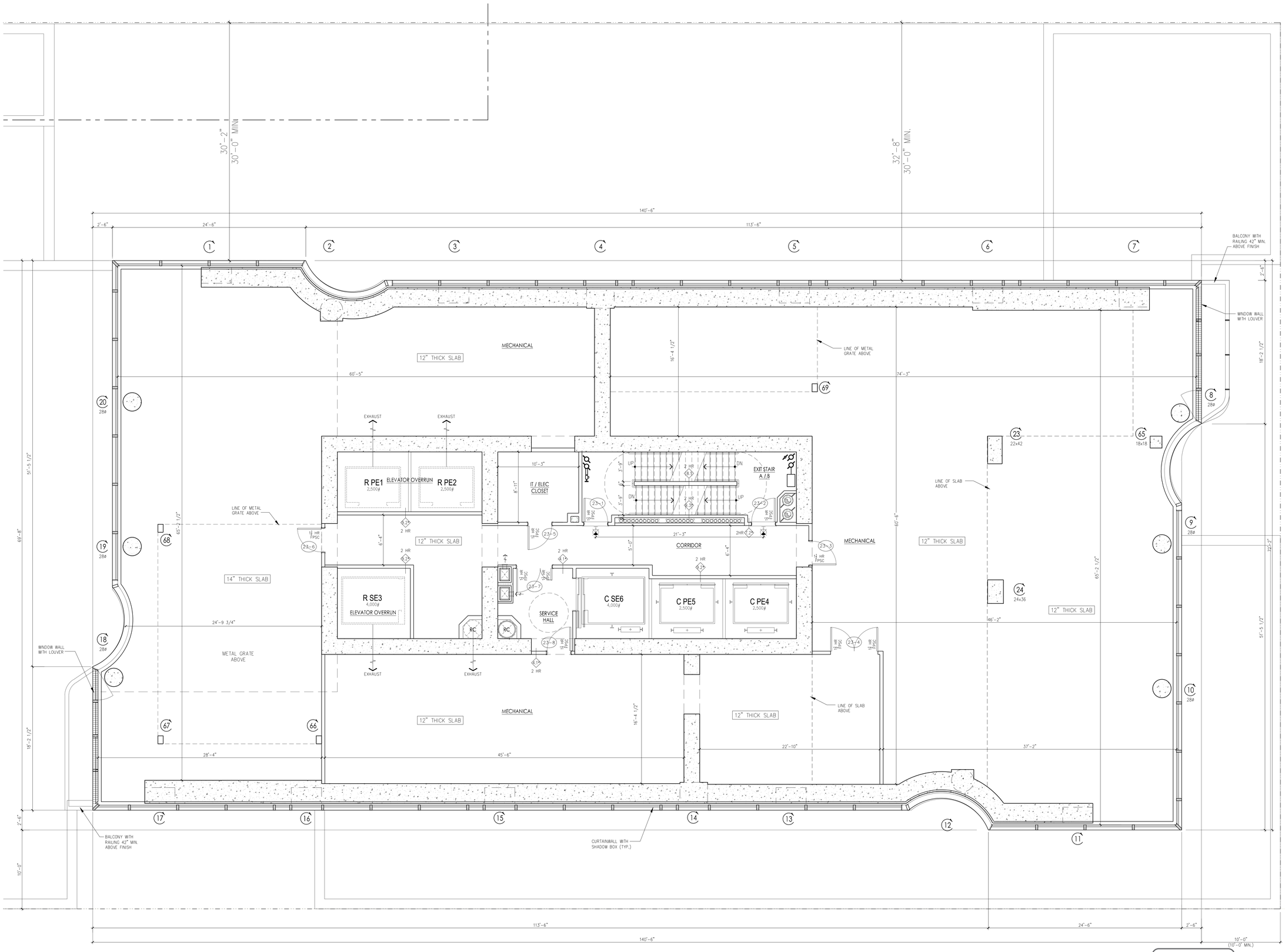


Damian Titus
Buildings
APPROVED
Under Directive 2 of 1975
Date: 03/20/2014:
NYC Development Hub

OWNER:

SNOWPLOW LLC

950 THIRD AVENUE
NEW YORK, NY 10022
TEL.: (212) 486-2000

ARCHITECT OF RECORD:

SLCE*Architects, LLP*

841 BROADWAY
NEW YORK, NY 10003
TEL.: 212-979-8400

DESIGN ARCHITECT:

SOM

14 WALL STREET
NEW YORK, NY 10005
TEL.: 212-298-9336

STRUCTURAL ENGINEER:

DESIMONE

18 WEST 18th STREET
NEW YORK, NY 10011
TEL.: 212-532-2211

MEP ENGINEER:

WSP · FLACK+KURTZ

512 SEVENTH AVENUE
NEW YORK, NY 10011
TEL.: 212-532-9600

BUILDING ENVELOPE CONSULTANT:

GMS
GILSANZ MURRAY STEFICEK LLP

129 WEST 27th STREET
NEW YORK, NY 10001
TEL.: 212-254-0030

INTERIOR ARCHITECT:

DANIEL ROMUALDEZ • ARCHITECTS

119 WEST 23rd STREET
NEW YORK, NY 10011
TEL.: 212-989-8429

LIGHTING DESIGNER:

SBLD STUDIO

132 WEST 36th STREET
NEW YORK, NY 10018
TEL.: 212-391-4230

FACADE MAINTENANCE CONSULTANT:

ENTEK ENGINEERING, LLC

166 AMES STREET
HACKENSACK, NJ 07601
TEL.: 201-820-2801

ELEVATOR CONSULTANT:

vda

5 REGENT STREET
LIVINGSTON, NJ 07039
TEL.: 973-994-9220

GEOTECHNICAL CONSULTANT:

LANGAN ENGINEERING

RIVER DRIVE CENTER 1
ELMWOOD PARK, NJ 07407
TEL.: 201-794-6900

| No: | Date: | Revision: |
|---|---|---|
| | 10-10-12 | D.O.B. SUBMITTAL |
| | 08-28-12 | FOUNDATION & SUPERSTRUCTURE BID SET |
| | 04-20-12 | 100% DD |
| | 10-14-11 | 100% SD |

NORTH ARROW N

SCALE 0' 1' 2' 4'

KEY PLAN:

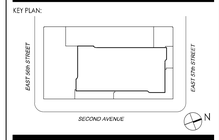


PROJECT:

252 EAST 57th STREET
NEW YORK, NY

TITLE:

23rd FLOOR PLAN

SEAL & SIGNATURE:

REGISTERED ARCHITECT
GLORIA B. GLAS
STATE OF NEW YORK
020201

| | |
|---|---|
| SCALE: | AS SHOWN |
| DATE: | 09-02-11 |
| PROJECT No: | 2011-14 |
| FILE No: | 250 EAST 57th STREET |
| DRAWN BY: | |
| CHECKED BY: | |
| DWG. No.: | A-123.00 |

___ OF ___

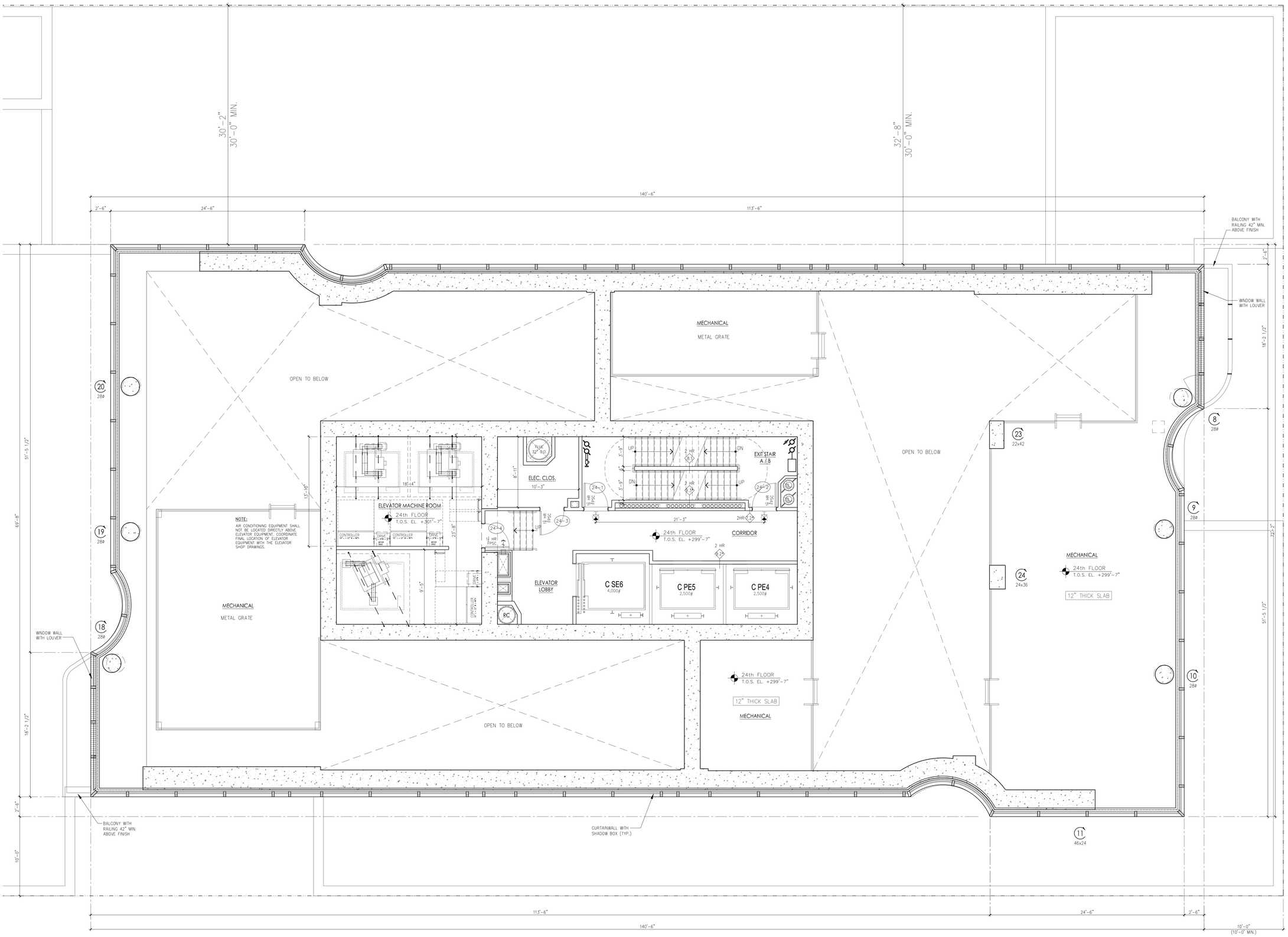


Damian Titus
NYC Buildings
APPROVED
Under Directive 2 of 1975
Date: 03/20/2014:
NYC Development Hub

SECOND AVENUE

OWNER:

SNOWPLOW LLC
950 THIRD AVENUE
NEW YORK, NY 10022
TEL.: (212) 486-2000

ARCHITECT OF RECORD:

SLCE*Architects, LLP*
841 BROADWAY
NEW YORK, NY 10003
TEL.: 212-979-8400

DESIGN ARCHITECT:

SOM
14 WALL STREET
NEW YORK, NY 10005
TEL.: 212-298-9336

STRUCTURAL ENGINEER:

DESIMONE
18 WEST 18th STREET
NEW YORK, NY 10011
TEL.: 212-532-2211

MEP ENGINEER:

WSP • FLACK+KURTZ
512 SEVENTH AVENUE
NEW YORK, NY 10011
TEL.: 212-532-9600

BUILDING ENVELOPE CONSULTANT:

GMS
GILSANZ MURRAY STEFICEK LLP
129 WEST 27th STREET
NEW YORK, NY 10001
TEL.: 212-254-0030

INTERIOR ARCHITECT:

DANIEL ROMUALDEZ • ARCHITECTS
119 WEST 23rd STREET
NEW YORK, NY 10011
TEL.: 212-989-8429

LIGHTING DESIGNER:

SBLD STUDIO
132 WEST 36th STREET
NEW YORK, NY 10018
TEL.: 212-391-4230

FACADE MAINTENANCE CONSULTANT:

ENTEK ENGINEERING, LLC
166 AMES STREET
HACKENSACK, NJ 07601
TEL.: 201-820-2801

ELEVATOR CONSULTANT:

vda
5 REGENT STREET
LIVINGSTON, NJ 07039
TEL.: 973-994-9220

GEOTECHNICAL CONSULTANT:

LANGAN ENGINEERING
RIVER DRIVE CENTER 1
ELMWOOD PARK, NJ 07407
TEL.: 201-794-6900

| No: | Date: | Revision: |
|---|---|---|
| | 10-10-12 | D.O.B. SUBMITTAL |
| | 08-28-12 | FOUNDATION & SUPERSTRUCTURE BID SET |
| | 04-20-12 | 100% DD |
| | 10-14-11 | 100% SD |

NORTH ARROW: N
SCALE: 0' 1' 2' 4'

KEY PLAN:

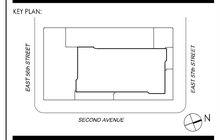


PROJECT:

252 EAST 57th STREET
NEW YORK, NY

TITLE:

24th FLOOR PLAN

SEAL & SIGNATURE:

REGISTERED ARCHITECT
GLORIA B. GLAS
STATE OF NEW YORK
020201

| | |
|---|---|
| SCALE: | AS SHOWN |
| DATE: | 09-02-11 |
| PROJECT No: | 2011-14 |
| FILE No: | 250 EAST 57th STREET |
| DRAWN BY: | |
| CHECKED BY: | |
| DWG. No.: | A-124.00 |

___ OF ___

BBPT OF BLDGS 121305525 Job Number
B1930019998 Work Order

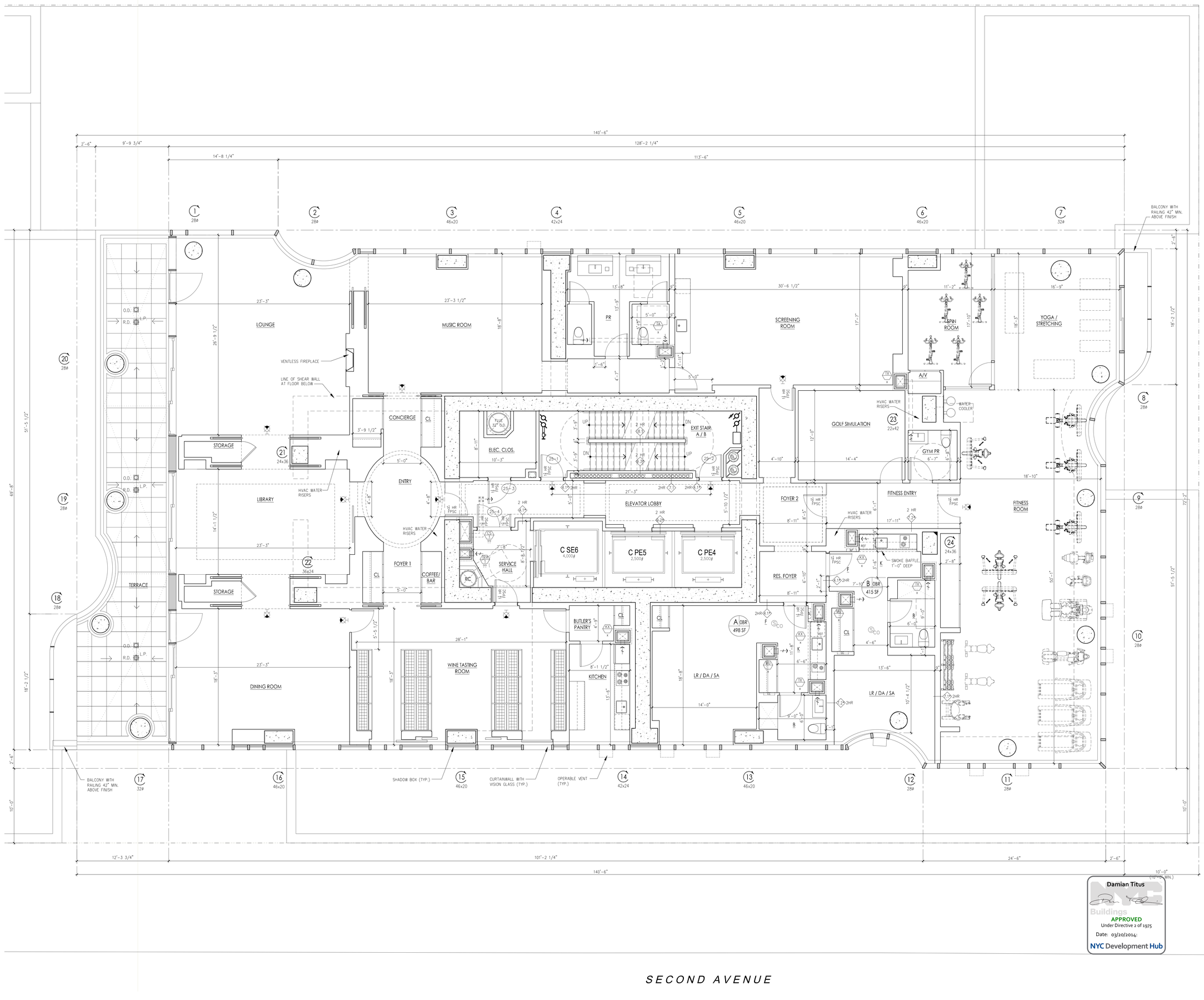


Damian Titus
Buildings
APPROVED
Under Directive 2 of 1975
Date: 03/20/2014:
NYC Development Hub

OWNER:
SNOWPLOW LLC
950 THIRD AVENUE
NEW YORK, NY 10022
TEL.: (212) 486-2000

ARCHITECT OF RECORD:
SLCE*Architects, LLP*
841 BROADWAY
NEW YORK, NY 10003
TEL.: 212-979-8400

DESIGN ARCHITECT:
SOM
14 WALL STREET
NEW YORK, NY 10005
TEL.: 212-298-9336

STRUCTURAL ENGINEER:
DESIMONE
18 WEST 18th STREET
NEW YORK, NY 10011
TEL.: 212-532-2211

MEP ENGINEER:
WSP • FLACK+KURTZ
512 SEVENTH AVENUE
NEW YORK, NY 10011
TEL.: 212-532-9600

BUILDING ENVELOPE CONSULTANT:
GKS
GILSANZ MURRAY STEFICEK LLP
129 WEST 27th STREET
NEW YORK, NY 10001
TEL.: 212-254-0030

DANIEL ROMUALDEZ • ARCHITECTS
119 WEST 23rd STREET
NEW YORK, NY 10011
TEL.: 212-989-8429

LIGHTING DESIGNER:
SBLD STUDIO
132 WEST 36th STREET
NEW YORK, NY 10018
TEL.: 212-391-4230

FACADE MAINTENANCE CONSULTANT:
ENTEK ENGINEERING, LLC
166 AMES STREET
HACKENSACK, NJ 07601
TEL.: 201-820-2801

ELEVATOR CONSULTANT:
vda
5 REGENT STREET
LIVINGSTON, NJ 07039
TEL.: 973-994-9220

GEOTECHNICAL CONSULTANT:
LANGAN ENGINEERING
RIVER DRIVE CENTER 1
ELMWOOD PARK, NJ 07407
TEL.: 201-794-6900

| No: | Date: | Revision: |
|---|---|---|
| 1 | 10-10-12 | D.O.B. SUBMITTAL |
| 2 | 08-28-12 | FOUNDATION & SUPERSTRUCTURE BID SET |
| 3 | 04-20-12 | 100% DD |
| 4 | 10-14-11 | 100% SD |

NORTH ARROW
SCALE 0' 1' 2' 4'

KEY PLAN:
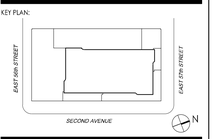


PROJECT:
252 EAST 57th STREET
NEW YORK, NY

TITLE:
25th FLOOR PLAN

SEAL & SIGNATURE:
LICENSED ARCHITECT GLORIA B. GUS 020201 STATE OF NEW YORK

| | |
|---|---|
| SCALE: | AS SHOWN |
| DATE: | 09-02-11 |
| PROJECT No: | 2011-14 |
| FILE No: | 250 EAST 57th STREET |
| DRAWN BY: | |
| CHECKED BY: | |
| DWG. No.: | A-125.00 |
| | ___ OF ___ |

These drawings and specifications are the property of the Architect and are not to be used in whole or in part without the written permission of the Architect.

BBPT OP BLDGS 121305523 Job Number
E3454457086 Work Order

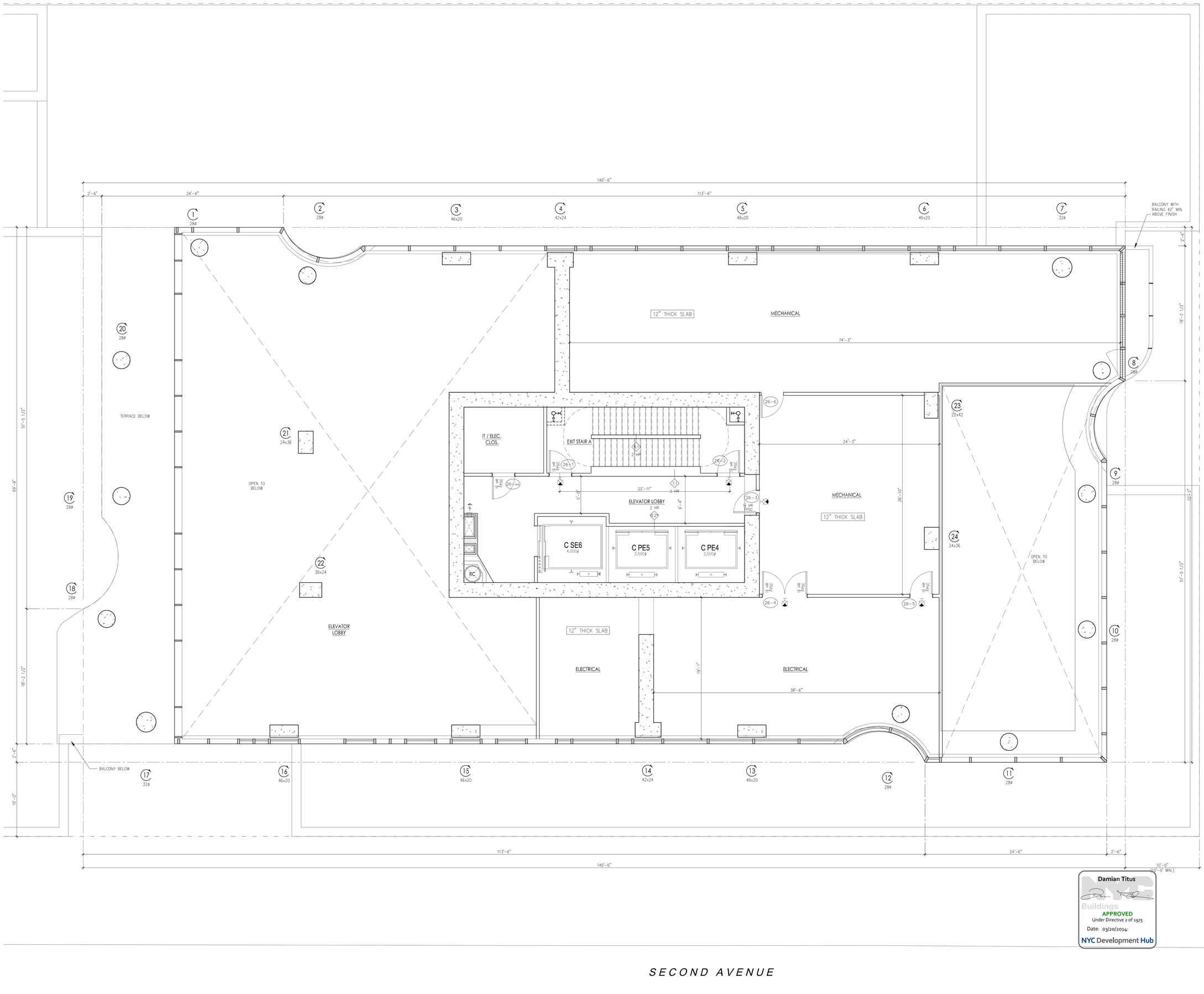


Damian Titus
NYC Buildings
APPROVED
Under Directive 2 of 1975
Date: 03/20/2014:
NYC Development Hub

OWNER:
SNOWPLOW LLC
950 THIRD AVENUE
NEW YORK, NY 10022
TEL.: (212) 486-2000

ARCHITECT OF RECORD:
SLCE*Architects, LLP*
841 BROADWAY
NEW YORK, NY 10003
TEL.: 212-979-8400

DESIGN ARCHITECT:
SOM
14 WALL STREET
NEW YORK, NY 10005
TEL.: 212-298-9336

STRUCTURAL ENGINEER:
DESIMONE
18 WEST 18th STREET
NEW YORK, NY 10011
TEL.: 212-532-2211

MEP ENGINEER:
WSP • FLACK+KURTZ
512 SEVENTH AVENUE
NEW YORK, NY 10011
TEL.: 212-532-9600

BUILDING ENVELOPE CONSULTANT:
GBS
GILSANZ MURRAY STEFICEK LLP
129 WEST 27th STREET
NEW YORK, NY 10001
TEL.: 212-254-0030

INTERIOR ARCHITECT:
D A N I E L R O M U A L D E Z • A R C H I T E C T S
119 WEST 23rd STREET
NEW YORK, NY 10011
TEL.: 212-989-8429

LIGHTING DESIGNER:
SBLD STUDIO
132 WEST 36th STREET
NEW YORK, NY 10018
TEL.: 212-391-4230

FACADE MAINTENANCE CONSULTANT:
ENTEK ENGINEERING, LLC
166 AMES STREET
HACKENSACK, NJ 07601
TEL.: 201-820-2801

ELEVATOR CONSULTANT:
vda
5 REGENT STREET
LIVINGSTON, NJ 07039
TEL.: 973-994-9220

GEOTECHNICAL CONSULTANT:
LANGAN ENGINEERING
RIVER DRIVE CENTER 1
ELMWOOD PARK, NJ 07407
TEL.: 201-794-6900

| No: | Date: | Revision: |
|---|---|---|
| | 10-10-12 | D.O.B. SUBMITTAL |
| | 08-28-12 | FOUNDATION & SUPERSTRUCTURE BID SET |
| | 04-20-12 | 100% DD |
| | 10-14-11 | 100% SD |

NORTH ARROW
SCALE: 0' 1' 2' 4'

KEY PLAN:
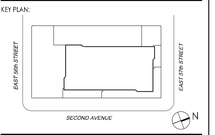


PROJECT:
252 EAST 57th STREET
NEW YORK, NY

TITLE:
26th FLOOR PLAN

SEAL & SIGNATURE:
REGISTERED ARCHITECT JOSHUA B. ROSE 022020 STATE OF NEW YORK

| | |
|---|---|
| SCALE: | AS SHOWN |
| DATE: | 09-02-11 |
| PROJECT No: | 2011-14 |
| FILE No: | 250 EAST 57th STREET |
| DRAWN BY: | |
| CHECKED BY: | |
| DWG. No.: | A-126.00 |
| | OF |

COPYRIGHT © 2012 SLCE ARCHITECTS, LLP

# CONDO GROUP 1

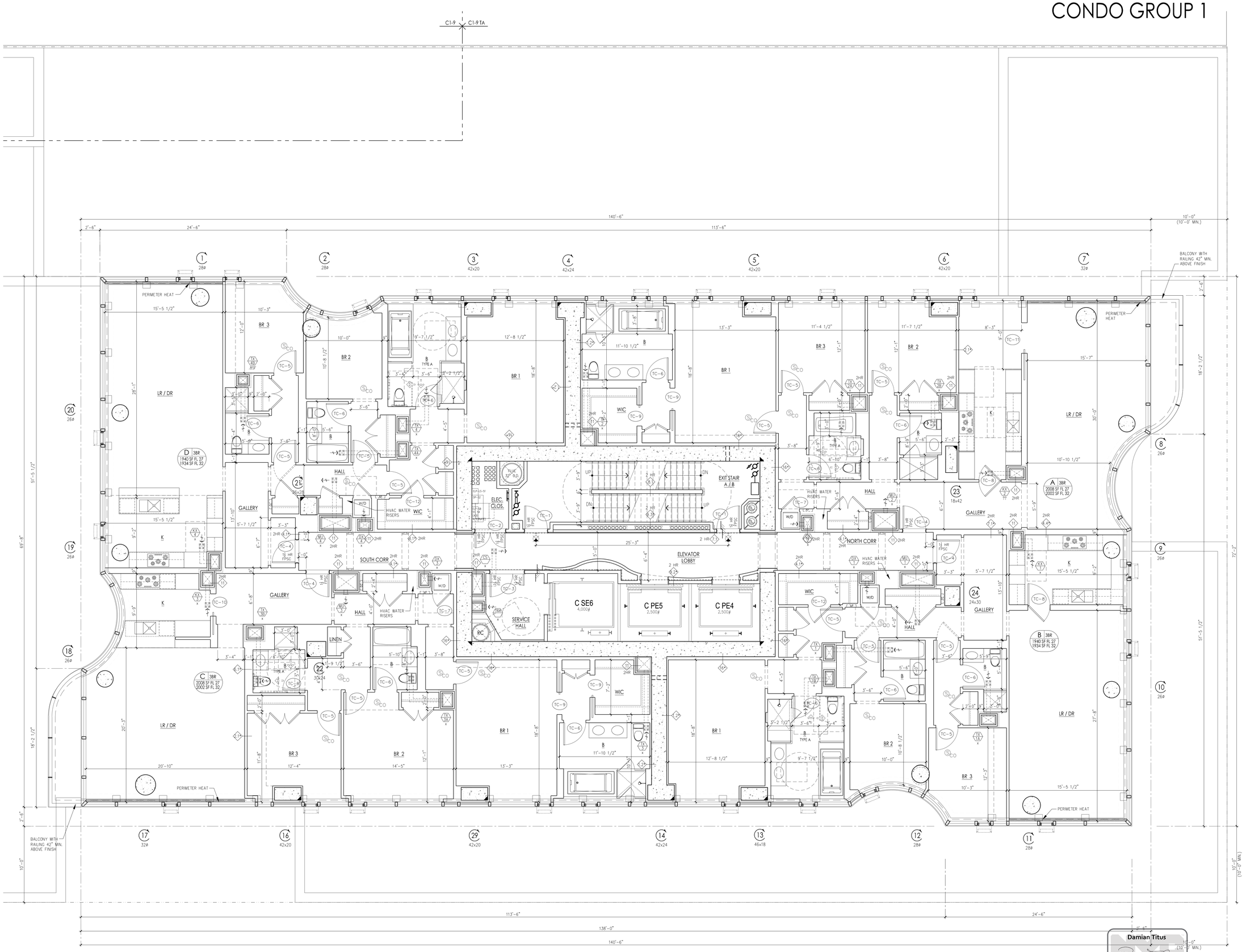


Damian Titus
Buildings
APPROVED
Under Directive 2 of 1975
Date: 03/20/2014:
NYC Development Hub

SECOND AVENUE

OWNER:
SNOWPLOW LLC
950 THIRD AVENUE
NEW YORK, NY 10022
TEL.: (212) 486-2000

ARCHITECT OF RECORD:
SLCE*Architects, LLP*
841 BROADWAY
NEW YORK, NY 10003
TEL.: 212-979-8400

DESIGN ARCHITECT:
SOM
14 WALL STREET
NEW YORK, NY 10005
TEL.: 212-298-9336

STRUCTURAL ENGINEER:
DESIMONE
18 WEST 18th STREET
NEW YORK, NY 10011
TEL.: 212-532-2211

MEP ENGINEER:
WSP · FLACK+KURTZ
512 SEVENTH AVENUE
NEW YORK, NY 10011
TEL.: 212-532-9600

BUILDING ENVELOPE CONSULTANT:
GMS
GILSANZ MURRAY STEFICEK LLP
129 WEST 27th STREET
NEW YORK, NY 10001
TEL.: 212-254-0030

INTERIOR ARCHITECT:
DANIEL ROMUALDEZ • ARCHITECTS
119 WEST 23rd STREET
NEW YORK, NY 10011
TEL.: 212-989-8429

LIGHTING DESIGNER:
SBLD STUDIO
132 WEST 36th STREET
NEW YORK, NY 10018
TEL.: 212-391-4230

FACADE MAINTENANCE CONSULTANT:
ENTEK ENGINEERING, LLC
166 AMES STREET
HACKENSACK, NJ 07601
TEL.: 201-820-2801

ELEVATOR CONSULTANT:
vda
5 REGENT STREET
LIVINGSTON, NJ 07039
TEL.: 973-994-9220

GEOTECHNICAL CONSULTANT:
LANGAN ENGINEERING
RIVER DRIVE CENTER 1
ELMWOOD PARK, NJ 07407
TEL.: 201-794-6900

| No: | Date: | Revision: |
|---|---|---|
| | 10-10-12 | D.O.B. SUBMITTAL |
| | 08-28-12 | FOUNDATION & SUPERSTRUCTURE BID SET |
| | 04-20-12 | 100% DD |
| | 10-14-11 | 100% SD |

NORTH ARROW N
SCALE 0' 1' 2' 4'

KEY PLAN:

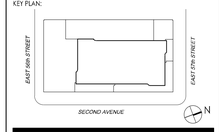


PROJECT:
252 EAST 57th STREET
NEW YORK, NY

TITLE:
27th - 32nd FLOOR PLAN

SEAL & SIGNATURE:
REGISTERED ARCHITECT
GLORIA B. GLAS
STATE OF NEW YORK
02020

| | |
|---|---|
| SCALE: | AS SHOWN |
| DATE: | 09-02-11 |
| PROJECT No: | 2011-14 |
| FILE No: | 250 EAST 57th STREET |
| DRAWN BY: | |
| CHECKED BY: | |
| DWG. No.: | A-127.00 |
| | OF |

DEPT OF BLDGS 121305523 Job Number
E0349010M26 Work Order

# CONDO GROUP 2

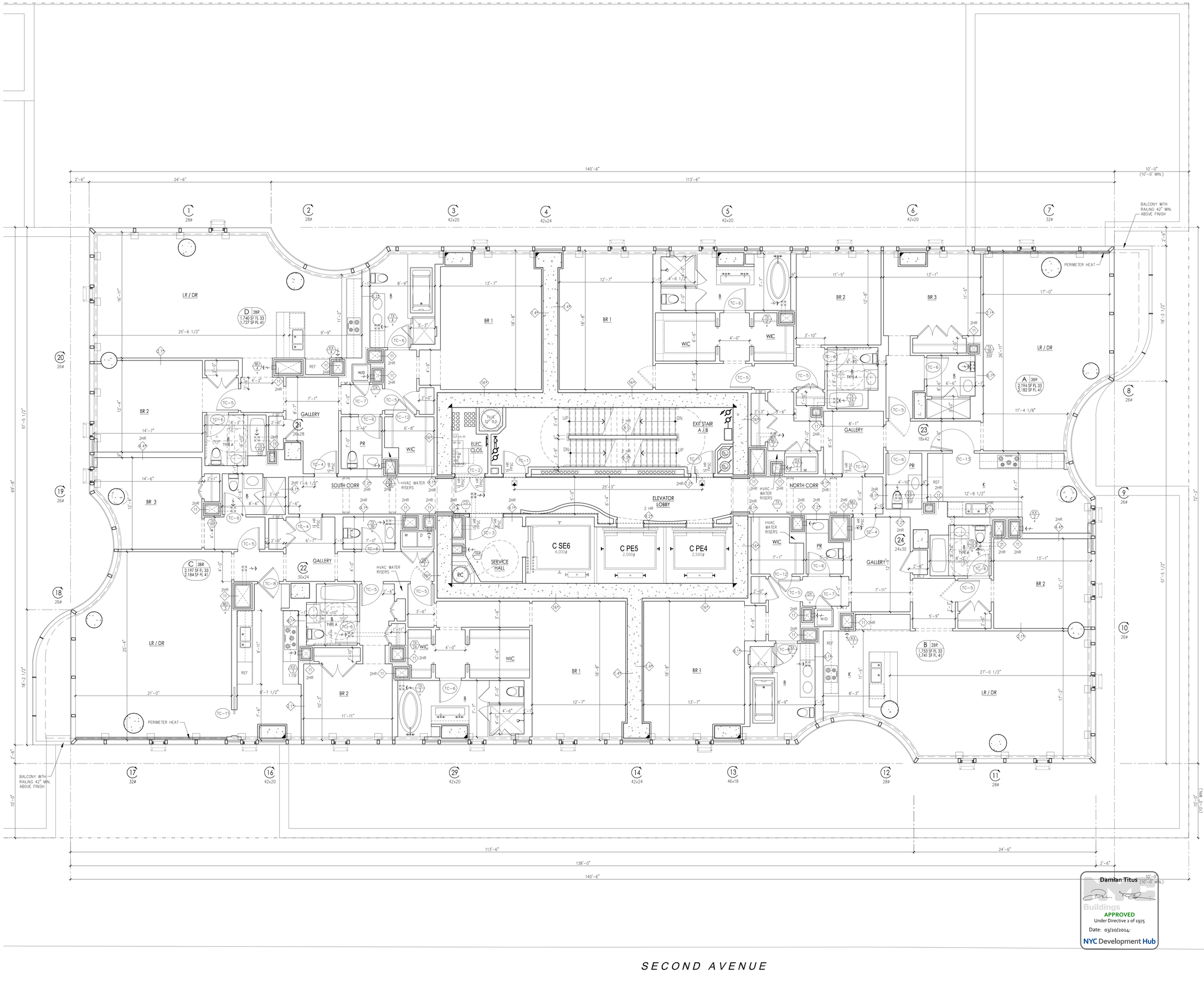


Damian Titus
Buildings
APPROVED
Under Directive 2 of 1975
Date: 09/20/2014:
NYC Development Hub

OWNER:
SNOWPLOW LLC
950 THIRD AVENUE
NEW YORK, NY 10022
TEL.: (212) 486-2000

ARCHITECT OF RECORD:
SLCE*Architects, LLP*
841 BROADWAY
NEW YORK, NY 10003
TEL.: 212-979-8400

DESIGN ARCHITECT:
SOM
14 WALL STREET
NEW YORK, NY 10005
TEL.: 212-298-9336

STRUCTURAL ENGINEER:
DESIMONE
18 WEST 18th STREET
NEW YORK, NY 10011
TEL.: 212-532-2211

MEP ENGINEER:
WSP • FLACK+KURTZ
512 SEVENTH AVENUE
NEW YORK, NY 10011
TEL.: 212-532-9600

BUILDING ENVELOPE CONSULTANT:
GKS
GILSANZ MURRAY STEFICEK LLP
129 WEST 27th STREET
NEW YORK, NY 10001
TEL.: 212-254-0030

INTERIOR ARCHITECT:
DANIEL ROMUALDEZ • ARCHITECTS
119 WEST 23rd STREET
NEW YORK, NY 10011
TEL.: 212-989-8429

LIGHTING DESIGNER:
SBLD STUDIO
132 WEST 36th STREET
NEW YORK, NY 10018
TEL.: 212-391-4230

FACADE MAINTENANCE CONSULTANT:
ENTEK ENGINEERING, LLC
166 AMES STREET
HACKENSACK, NJ 07601
TEL.: 201-820-2801

ELEVATOR CONSULTANT:
vda
5 REGENT STREET
LIVINGSTON, NJ 07039
TEL.: 973-994-9220

GEOTECHNICAL CONSULTANT:
LANGAN ENGINEERING
RIVER DRIVE CENTER 1
ELMWOOD PARK, NJ 07407
TEL.: 201-794-6900

| No: | Date: | Revision: |
|---|---|---|
| | 10-10-12 | D.O.B. SUBMITTAL |
| | 08-28-12 | FOUNDATION & SUPERSTRUCTURE BID SET |
| | 04-20-12 | 100% DD |
| | 10-14-11 | 100% SD |

NORTH ARROW: N
SCALE: 0' 1' 2' 4'

KEY PLAN:
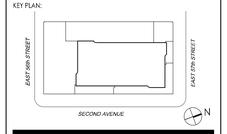


PROJECT:
252 EAST 57th STREET
NEW YORK, NY

TITLE:
33rd - 41st FLOOR PLAN

SEAL & SIGNATURE:
LICENSED ARCHITECT GLENN B. GLOVER 026020 STATE OF NEW YORK

| | |
|---|---|
| SCALE: | AS SHOWN |
| DATE: | 09-20-11 |
| PROJECT No: | 2011-14 |
| FILE No: | 250 EAST 57th STREET |
| DRAWN BY: | |
| CHECKED BY: | |
| DWG. No.: | A-128.00 |

OF

DEPT OF BLDGS 121305524 Job Number

E1521309490 Scan Code

# CONDO GROUP 3

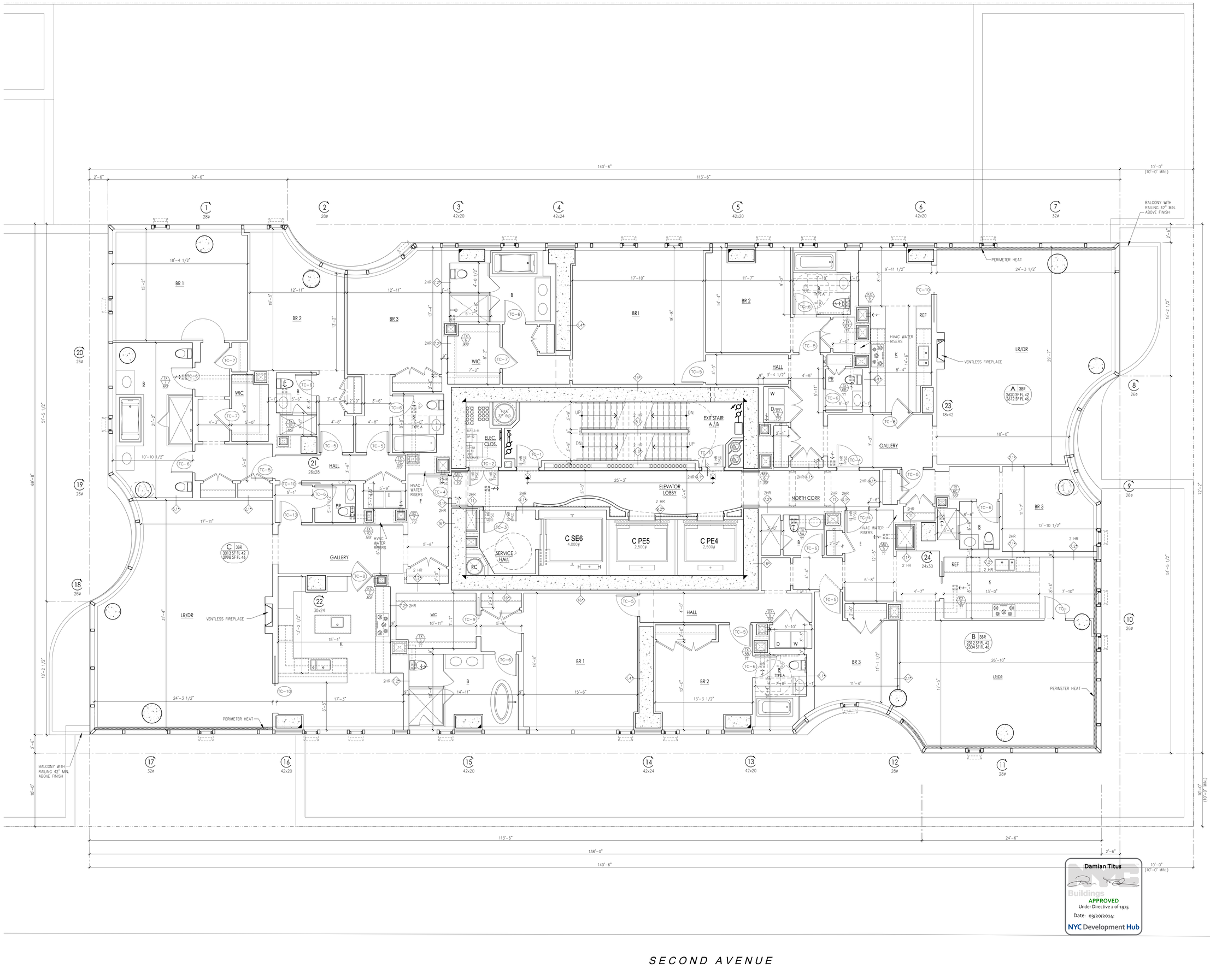


Damian Titus

Buildings

APPROVED
Under Directive 2 of 1975
Date: 03/20/2014:
NYC Development Hub

SECOND AVENUE

OWNER:
SNOWPLOW LLC
950 THIRD AVENUE
NEW YORK, NY 10022
TEL.: (212) 486-2000

ARCHITECT OF RECORD:
SLCE*Architects, LLP*
841 BROADWAY
NEW YORK, NY 10003
TEL.: 212-979-8400

DESIGN ARCHITECT:
SOM
14 WALL STREET
NEW YORK, NY 10005
TEL.: 212-298-9336

STRUCTURAL ENGINEER:
DESIMONE
18 WEST 18th STREET
NEW YORK, NY 10011
TEL.: 212-532-2211

MEP ENGINEER:
WSP • FLACK+KURTZ
512 SEVENTH AVENUE
NEW YORK, NY 10011
TEL.: 212-532-9600

BUILDING ENVELOPE CONSULTANT:
GBS
GILSANZ MURRAY STEFICEK LLP
129 WEST 27th STREET
NEW YORK, NY 10001
TEL.: 212-254-0030

INTERIOR ARCHITECT:
DANIEL ROMUALDEZ • ARCHITECTS
119 WEST 23rd STREET
NEW YORK, NY 10011
TEL.: 212-989-8429

LIGHTING DESIGNER:
SBLD STUDIO
132 WEST 36th STREET
NEW YORK, NY 10018
TEL.: 212-391-4230

FACADE MAINTENANCE CONSULTANT:
ENTEK ENGINEERING, LLC
166 AMES STREET
HACKENSACK, NJ 07601
TEL.: 201-820-2801

ELEVATOR CONSULTANT:
vda
5 REGENT STREET
LIVINGSTON, NJ 07039
TEL.: 973-994-9220

GEOTECHNICAL CONSULTANT:
LANGAN ENGINEERING
RIVER DRIVE CENTER 1
ELMWOOD PARK, NJ 07407
TEL.: 201-794-6900

| No: | Date: | Revision: |
|---|---|---|
| | 10-10-12 | D.O.B. SUBMITTAL |
| | 08-28-12 | FOUNDATION & SUPERSTRUCTURE BID SET |
| | 04-20-12 | 100% DD |
| | 10-14-11 | 100% SD |

NORTH ARROW

SCALE 0' 1' 2' 4'

KEY PLAN:

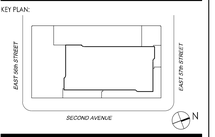


PROJECT:
252 EAST 57th STREET
NEW YORK, NY

TITLE:
42nd - 46th FLOOR PLAN

SEAL & SIGNATURE:

| | |
|---|---|
| SCALE: | AS SHOWN |
| DATE: | 09-02-11 |
| PROJECT No: | 2011-14 |
| FILE No: | 250 EAST 57th STREET |
| DRAWN BY: | |
| CHECKED BY: | |
| DWG. NO.: | A-129.00 |

OF

DEPT OF BLDGS 121305523 Job Number
E3100753964 Scan Code

# CONDO GROUP 4

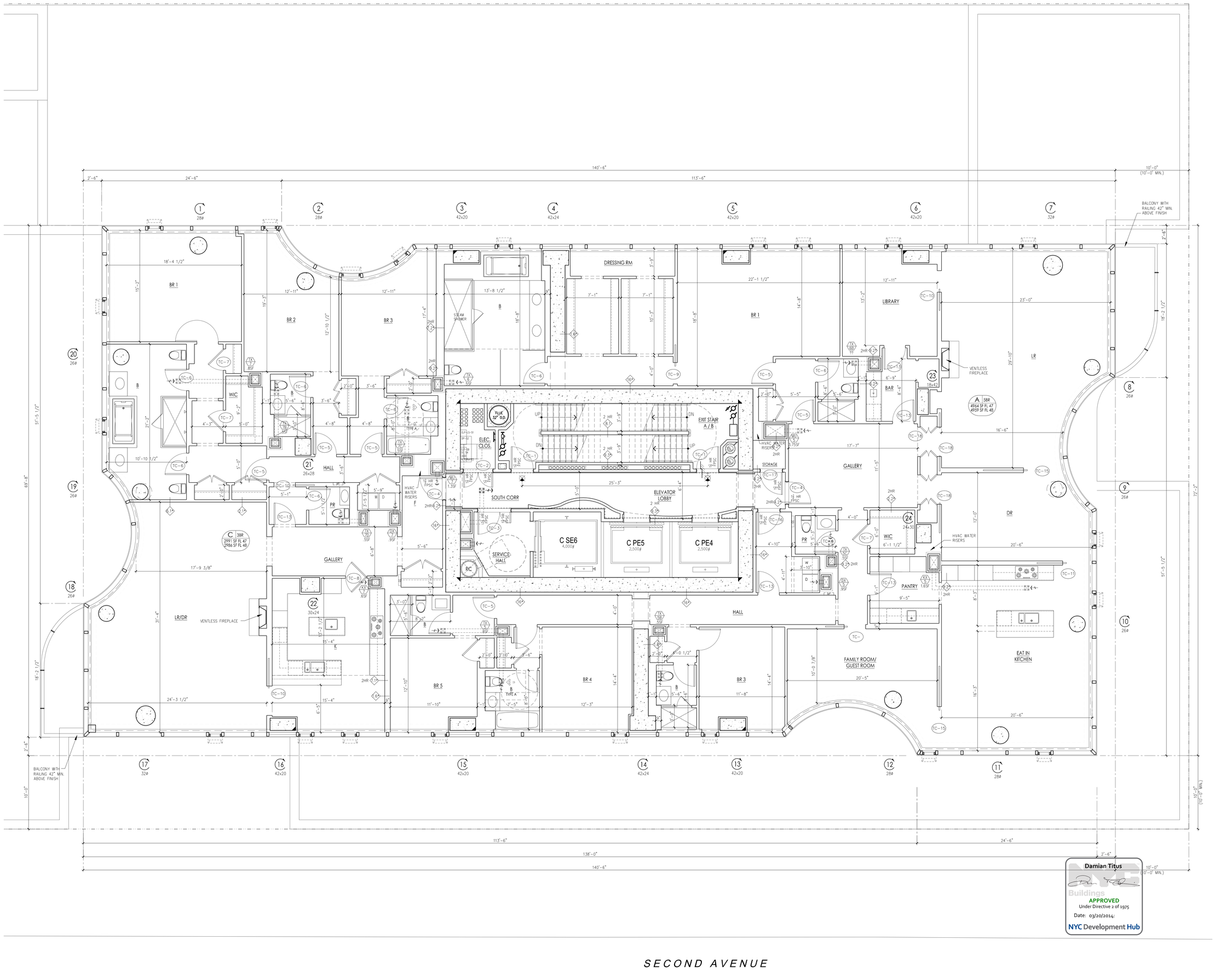


OWNER:
SNOWPLOW LLC
950 THIRD AVENUE
NEW YORK, NY 10022
TEL.: (212) 486-2000

ARCHITECT OF RECORD:
SLCE*Architects, LLP*
841 BROADWAY
NEW YORK, NY 10003
TEL.: 212-979-8400

DESIGN ARCHITECT:
SOM
14 WALL STREET
NEW YORK, NY 10005
TEL.: 212-298-9336

STRUCTURAL ENGINEER:
DESIMONE
18 WEST 18th STREET
NEW YORK, NY 10011
TEL.: 212-532-2211

MEP ENGINEER:
WSP • FLACK+KURTZ
512 SEVENTH AVENUE
NEW YORK, NY 10011
TEL.: 212-532-9600

BUILDING ENVELOPE CONSULTANT:
GBS GILSANZ MURRAY STEFICEK LLP
129 WEST 27th STREET
NEW YORK, NY 10001
TEL.: 212-254-0030

INTERIOR ARCHITECT:
DANIEL ROMUALDEZ • ARCHITECTS
119 WEST 23rd STREET
NEW YORK, NY 10011
TEL.: 212-989-8429

LIGHTING DESIGNER:
SBLD STUDIO
132 WEST 36th STREET
NEW YORK, NY 10018
TEL.: 212-391-4230

FACADE MAINTENANCE CONSULTANT:
ENTEK ENGINEERING, LLC
166 AMES STREET
HACKENSACK, NJ 07601
TEL.: 201-820-2801

ELEVATOR CONSULTANT:
vda
5 REGENT STREET
LIVINGSTON, NJ 07039
TEL.: 973-994-9220

GEOTECHNICAL CONSULTANT:
LANGAN ENGINEERING
RIVER DRIVE CENTER 1
ELMWOOD PARK, NJ 07407
TEL.: 201-794-6900

| No: | Date: | Revision: |
|---|---|---|
| | 10-10-12 | D.O.B. SUBMITTAL |
| | 08-28-12 | FOUNDATION & SUPERSTRUCTURE BID SET |
| | 04-20-12 | 100% DD |
| | 10-14-11 | 100% SD |

NORTH ARROW: N
SCALE: 0' 1' 2' 4'

KEY PLAN:

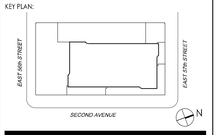


PROJECT:
252 EAST 57th STREET
NEW YORK, NY

TITLE:
47th - 48th FLOOR PLAN

Damian Titus
APPROVED
Under Directive 2 of 1975
Date: 03/20/2014:
NYC Development Hub

SEAL & SIGNATURE:
LICENSED ARCHITECT GLORIA B. GUS 020201 STATE OF NEW YORK

| | |
|---|---|
| SCALE: | AS SHOWN |
| DATE: | 09-20-11 |
| PROJECT No: | 2011-14 |
| File No: | 250 EAST 57th STREET |
| DRAWN BY: | |
| CHECKED BY: | |
| DWG. No.: | A-130.00 |

____ OF ____

SECOND AVENUE

# CONDO GROUP 5

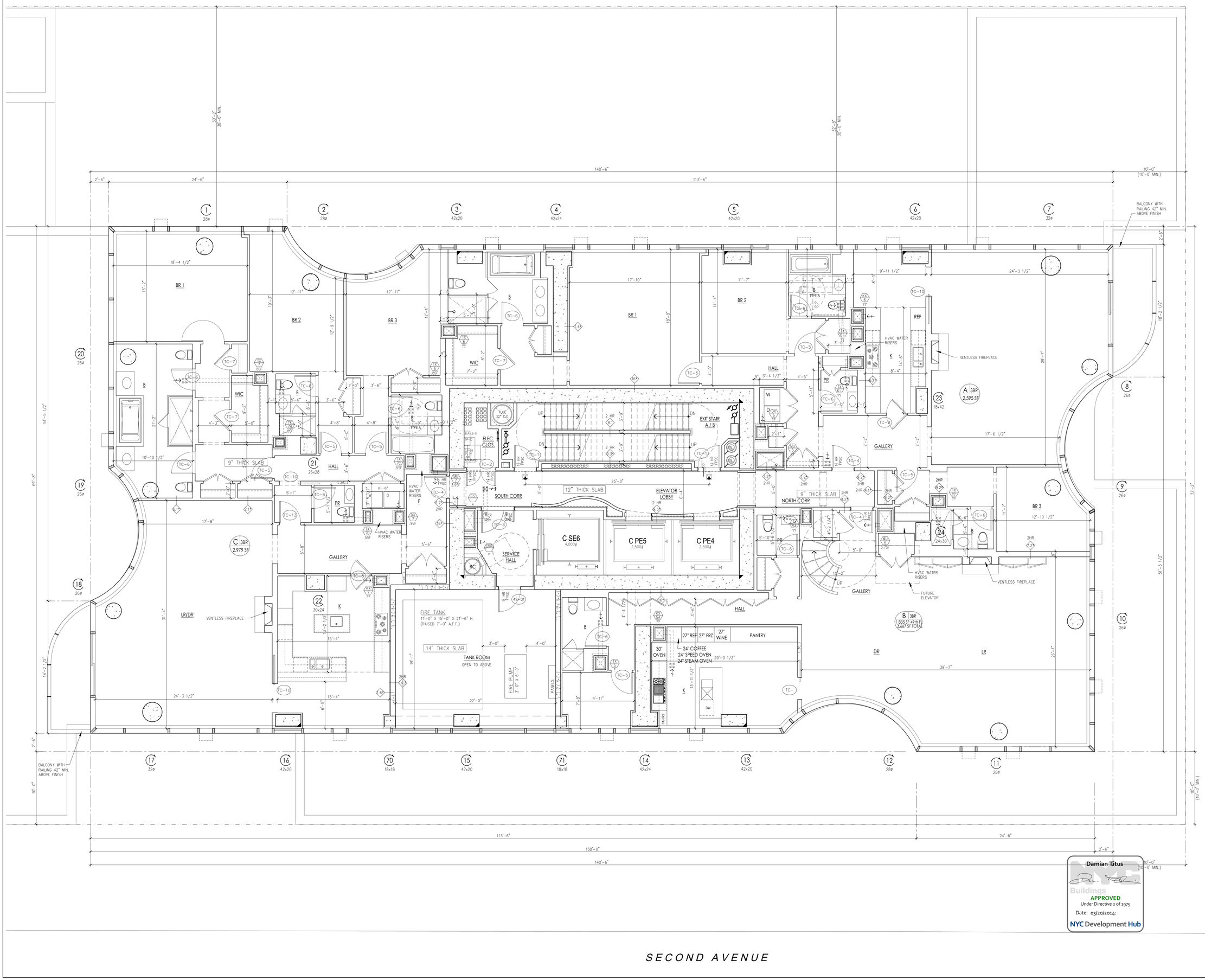


Damian Titus
Buildings
APPROVED
Under Directive 2 of 1975
Date: 03/20/2014:
NYC Development Hub

SECOND AVENUE

OWNER:
SNOWPLOW LLC
950 THIRD AVENUE
NEW YORK, NY 10022
TEL.: (212) 486-2000

ARCHITECT OF RECORD:
SLCE*Architects, LLP*
841 BROADWAY
NEW YORK, NY 10003
TEL.: 212-979-8400

DESIGN ARCHITECT:
SOM
14 WALL STREET
NEW YORK, NY 10005
TEL.: 212-298-9336

STRUCTURAL ENGINEER:
DESIMONE
18 WEST 18th STREET
NEW YORK, NY 10011
TEL.: 212-532-2211

MEP ENGINEER:
WSP · FLACK+KURTZ
512 SEVENTH AVENUE
NEW YORK, NY 10011
TEL.: 212-532-9600

BUILDING ENVELOPE CONSULTANT:
GMS
GILSANZ MURRAY STEFICEK LLP
129 WEST 27th STREET
NEW YORK, NY 10001
TEL.: 212-254-0030

INTERIOR ARCHITECT:
DANIEL ROMUALDEZ • ARCHITECTS
119 WEST 23rd STREET
NEW YORK, NY 10011
TEL.: 212-989-8429

LIGHTING DESIGNER:
SBLD STUDIO
132 WEST 36th STREET
NEW YORK, NY 10018
TEL.: 212-391-4230

FACADE MAINTENANCE CONSULTANT:
ENTEK ENGINEERING, LLC
166 AMES STREET
HACKENSACK, NJ 07601
TEL.: 201-820-2801

ELEVATOR CONSULTANT:
vda
5 REGENT STREET
LIVINGSTON, NJ 07039
TEL.: 973-994-9220

GEOTECHNICAL CONSULTANT:
LANGAN ENGINEERING
RIVER DRIVE CENTER 1
ELMWOOD PARK, NJ 07407
TEL.: 201-794-6900

| No: | Date: | Revision: |
|---|---|---|
| | 10-10-12 | D.O.B. SUBMITTAL |
| | 08-28-12 | FOUNDATION & SUPERSTRUCTURE BID SET |
| | 04-20-12 | 100% DD |
| | 10-14-11 | 100% SD |

NORTH ARROW: N
SCALE: 0' 1' 2' 4'

KEY PLAN:

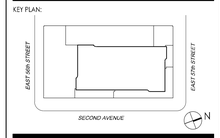


PROJECT:
252 EAST 57th STREET
NEW YORK, NY

TITLE:
49th FLOOR PLAN

SEAL & SIGNATURE:
REGISTERED ARCHITECT
GLORIA B. OLAS
STATE OF NEW YORK
02020

| | |
|---|---|
| SCALE: | AS SHOWN |
| DATE: | 09-02-11 |
| PROJECT No: | 2011-14 |
| FILE No: | 250 EAST 57th STREET |
| DRAWN BY: | |
| CHECKED BY: | |
| DWG. No.: | A-131.00 |
| | ___ OF ___ |

# CONDO GROUP 5

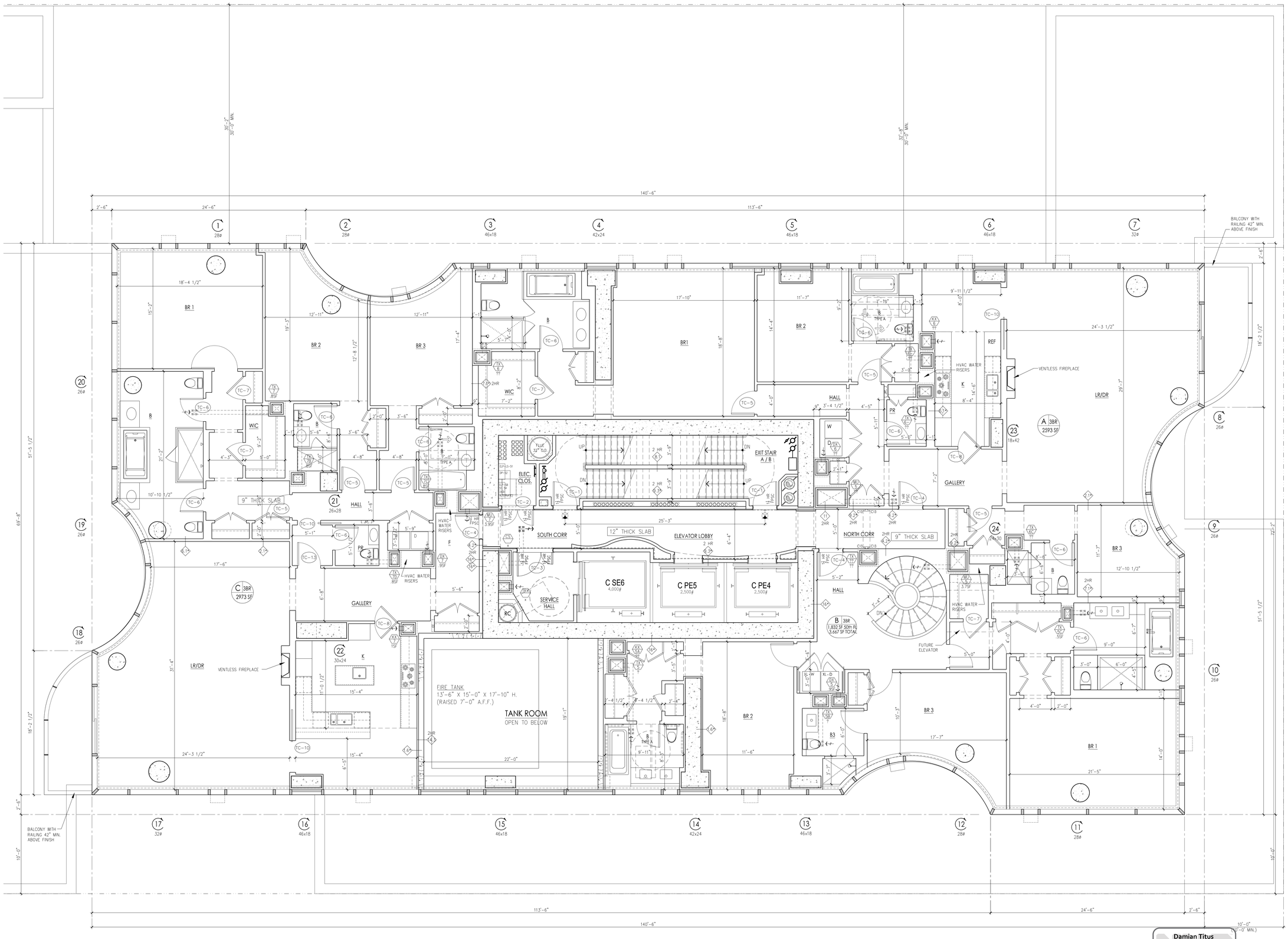


SECOND AVENUE

Damian Titus
Buildings
APPROVED
Under Directive 2 of 1975
Date: 03/20/2014:
NYC Development Hub

OWNER:
SNOWPLOW LLC
950 THIRD AVENUE
NEW YORK, NY 10022
TEL.: (212) 486-2000

ARCHITECT OF RECORD:
SLCE*Architects, LLP*
841 BROADWAY
NEW YORK, NY 10003
TEL.: 212-979-8400

DESIGN ARCHITECT:
SOM
14 WALL STREET
NEW YORK, NY 10005
TEL.: 212-298-9336

STRUCTURAL ENGINEER:
DESIMONE
18 WEST 18th STREET
NEW YORK, NY 10011
TEL.: 212-532-2211

MEP ENGINEER:
WSP · FLACK+KURTZ
512 SEVENTH AVENUE
NEW YORK, NY 10011
TEL.: 212-532-9600

BUILDING ENVELOPE CONSULTANT:
GMS
GILSANZ MURRAY STEFICEK LLP
129 WEST 27th STREET
NEW YORK, NY 10001
TEL.: 212-254-0030

DANIEL ROMUALDEZ • ARCHITECTS
119 WEST 23rd STREET
NEW YORK, NY 10011
TEL.: 212-989-8429

LIGHTING DESIGNER:
SBLD STUDIO
132 WEST 36th STREET
NEW YORK, NY 10018
TEL.: 212-391-4230

FACADE MAINTENANCE CONSULTANT:
ENTEK ENGINEERING, LLC
166 AMES STREET
HACKENSACK, NJ 07601
TEL.: 201-820-2801

ELEVATOR CONSULTANT:
vda
5 REGENT STREET
LIVINGSTON, NJ 07039
TEL.: 973-994-9220

GEOTECHNICAL CONSULTANT:
LANGAN ENGINEERING
RIVER DRIVE CENTER 1
ELMWOOD PARK, NJ 07407
TEL.: 201-794-6900

| No: | Date: | Revision: |
|---|---|---|
| | 10-10-12 | D.O.B. SUBMITTAL |
| | 08-28-12 | FOUNDATION & SUPERSTRUCTURE BID SET |
| | 04-20-12 | 100% DD |
| | 10-14-11 | 100% SD |

NORTH ARROW: N
SCALE: 0' 1' 2' 4'

KEY PLAN:

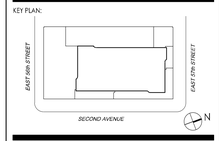


PROJECT:
252 EAST 57th STREET
NEW YORK, NY

TITLE:
50th FLOOR PLAN

SEAL & SIGNATURE:
REGISTERED ARCHITECT
GLORIA B. GLAS
STATE OF NEW YORK
020201

| | |
|---|---|
| SCALE: | AS SHOWN |
| DATE: | 09-02-11 |
| PROJECT No: | 2011-14 |
| FILE No: | 250 EAST 57th STREET |
| DRAWN BY: | |
| CHECKED BY: | |
| DWG. No.: | A-132.00 |
| | ___ OF ___ |

DEPT OF BLDGS 121305523 Job Number
E-DOS FORM1 Scan Code

# CONDO GROUP 6

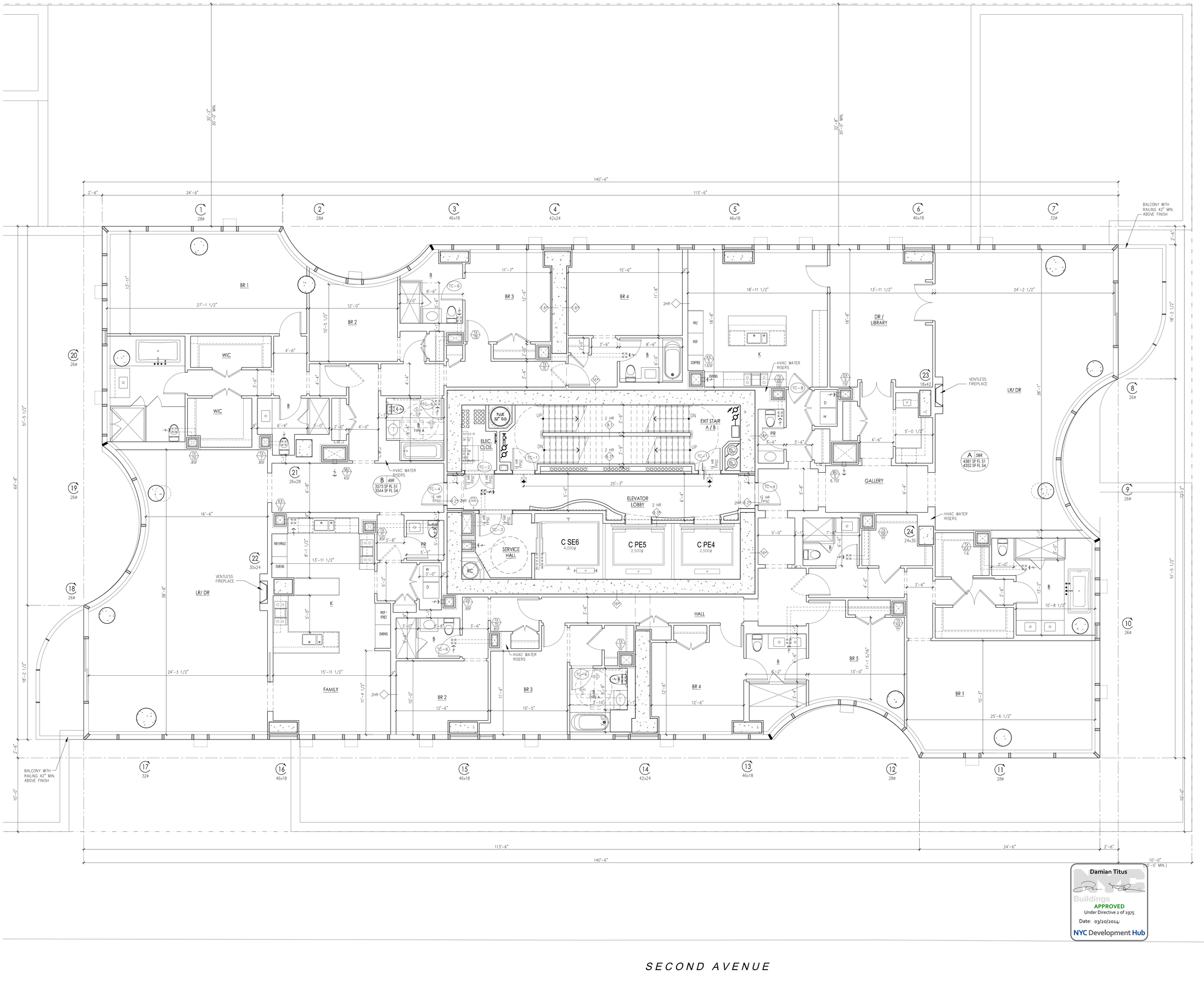


OWNER:
SNOWPLOW LLC
950 THIRD AVENUE
NEW YORK, NY 10022
TEL.: (212) 486-2000

ARCHITECT OF RECORD:
SLCE*Architects, LLP*
841 BROADWAY
NEW YORK, NY 10003
TEL.: 212-979-8400

DESIGN ARCHITECT:
SOM
14 WALL STREET
NEW YORK, NY 10005
TEL.: 212-298-9336

STRUCTURAL ENGINEER:
DESIMONE
18 WEST 18th STREET
NEW YORK, NY 10011
TEL.: 212-532-2211

MEP ENGINEER:
WSP • FLACK+KURTZ
512 SEVENTH AVENUE
NEW YORK, NY 10011
TEL.: 212-532-9600

BUILDING ENVELOPE CONSULTANT:
GBS
GILSANZ MURRAY STEFICEK LLP
129 WEST 27th STREET
NEW YORK, NY 10001
TEL.: 212-254-0030

DANIEL ROMUALDEZ • ARCHITECTS
119 WEST 23rd STREET
NEW YORK, NY 10011
TEL.: 212-989-8429

LIGHTING DESIGNER:
SBLD STUDIO
132 WEST 36th STREET
NEW YORK, NY 10018
TEL.: 212-391-4230

FACADE MAINTENANCE CONSULTANT:
ENTEK ENGINEERING, LLC
166 AMES STREET
HACKENSACK, NJ 07601
TEL.: 201-820-2801

ELEVATOR CONSULTANT:
vda
5 REGENT STREET
LIVINGSTON, NJ 07039
TEL.: 973-994-9220

GEOTECHNICAL CONSULTANT:
LANGAN ENGINEERING
RIVER DRIVE CENTER 1
ELMWOOD PARK, NJ 07407
TEL.: 201-794-6900

| No: | Date: | Revision: |
|---|---|---|
| | 10-10-12 | D.O.B. SUBMITTAL |
| | 09-28-12 | FOUNDATION & SUPERSTRUCTURE BID SET |
| | 04-20-12 | 100% DD |
| | 10-14-11 | 100% SD |

NORTH ARROW: N
SCALE: 0' 1' 2' 4'

KEY PLAN:
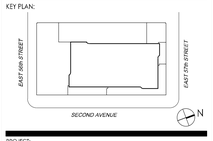


PROJECT:
252 EAST 57th STREET
NEW YORK, NY

TITLE:
51st - 55th FLOOR PLAN

Damian Titus
NYC Buildings
APPROVED
Under Directive 2 of 1975
Date: 03/20/2014:
NYC Development Hub

SEAL & SIGNATURE:
REGISTERED ARCHITECT DAMIAN B. TITUS 026026 STATE OF NEW YORK

| | |
|---|---|
| SCALE: | AS SHOWN |
| DATE: | 09-03-11 |
| PROJECT No: | 2011-14 |
| FILE No: | 250 EAST 57th STREET |
| DRAWN BY: | |
| CHECKED BY: | |
| DWG. No.: | A-133.00 |
| | OF |

© COPYRIGHT 2012 DANIEL ROMUALDEZ ARCHITECTS

B2017 OF BLDGS 1253053 Job Number
B252A10941 Work Order

# CONDO GROUP 7

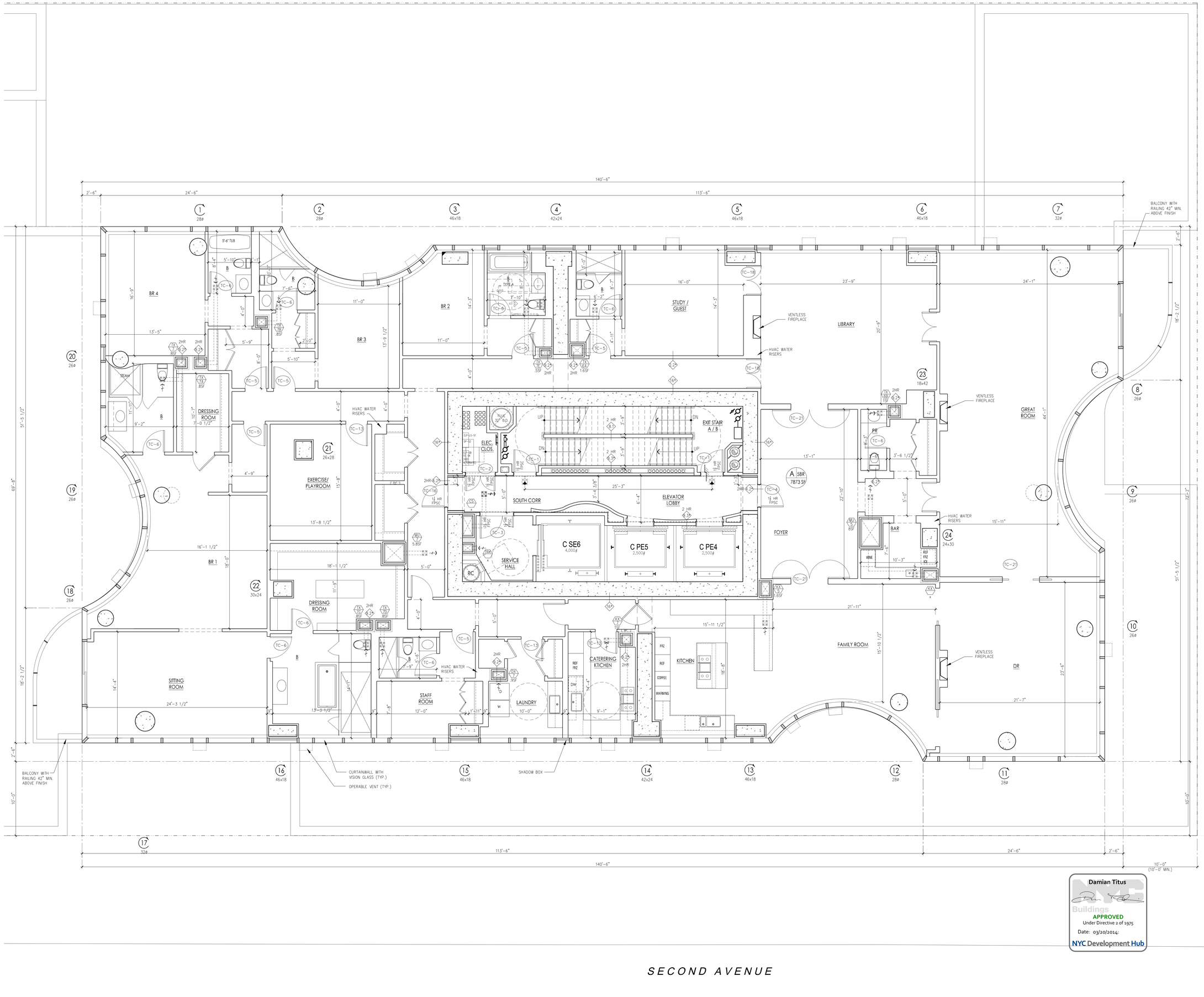


OWNER:
SNOWPLOW LLC
950 THIRD AVENUE
NEW YORK, NY 10022
TEL.: (212) 486-2000

ARCHITECT OF RECORD:
SLCE*Architects, LLP*
841 BROADWAY
NEW YORK, NY 10003
TEL.: 212-979-8400

DESIGN ARCHITECT:
SOM
14 WALL STREET
NEW YORK, NY 10005
TEL.: 212-298-9336

STRUCTURAL ENGINEER:
DESIMONE
18 WEST 18th STREET
NEW YORK, NY 10011
TEL.: 212-532-2211

MEP ENGINEER:
WSP • FLACK+KURTZ
512 SEVENTH AVENUE
NEW YORK, NY 10011
TEL.: 212-532-9600

BUILDING ENVELOPE CONSULTANT:
GKS GILSANZ MURRAY STEFICEK LLP
129 WEST 27th STREET
NEW YORK, NY 10001
TEL.: 212-254-0030

DANIEL ROMUALDEZ • ARCHITECTS
119 WEST 23rd STREET
NEW YORK, NY 10011
TEL.: 212-989-8429

LIGHTING DESIGNER:
SBLD STUDIO
132 WEST 36th STREET
NEW YORK, NY 10018
TEL.: 212-391-4230

FACADE MAINTENANCE CONSULTANT:
ENTEK ENGINEERING, LLC
166 AMES STREET
HACKENSACK, NJ 07601
TEL.: 201-820-2801

ELEVATOR CONSULTANT:
vda
5 REGENT STREET
LIVINGSTON, NJ 07039
TEL.: 973-994-9220

GEOTECHNICAL CONSULTANT:
LANGAN ENGINEERING
RIVER DRIVE CENTER 1
ELMWOOD PARK, NJ 07407
TEL.: 201-794-6900

| No: | Date: | Revision: |
|---|---|---|
| | 10-10-12 | D.O.B. SUBMITTAL |
| | 08-28-12 | FOUNDATION & SUPERSTRUCTURE BID SET |
| | 04-20-12 | 100% DD |
| | 10-14-11 | 100% SD |

NORTH ARROW: N
SCALE: 0' 1' 2' 4'

KEY PLAN:

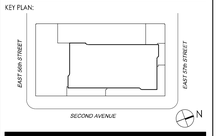


PROJECT:
252 EAST 57th STREET
NEW YORK, NY

TITLE:
56th FLOOR PLAN

Damian Titus
NYC Buildings
APPROVED
Under Directive 2 of 1975
Date: 03/20/2014:
NYC Development Hub

SEAL & SIGNATURE:
REGISTERED ARCHITECT JOSHUA B. ROSE 026026 STATE OF NEW YORK

| | |
|---|---|
| SCALE: | AS SHOWN |
| DATE: | 09-02-11 |
| PROJECT No: | 2011-14 |
| File No: | 250 EAST 57th STREET |
| DRAWN BY: | |
| CHECKED BY: | |
| DWG. No.: | A-134.00 |
| | OF |

© 2012 SKIDMORE, OWINGS & MERRILL LLP

BEFP OP BLDGS 121305324 Job Number
E1485544482 Scan Code

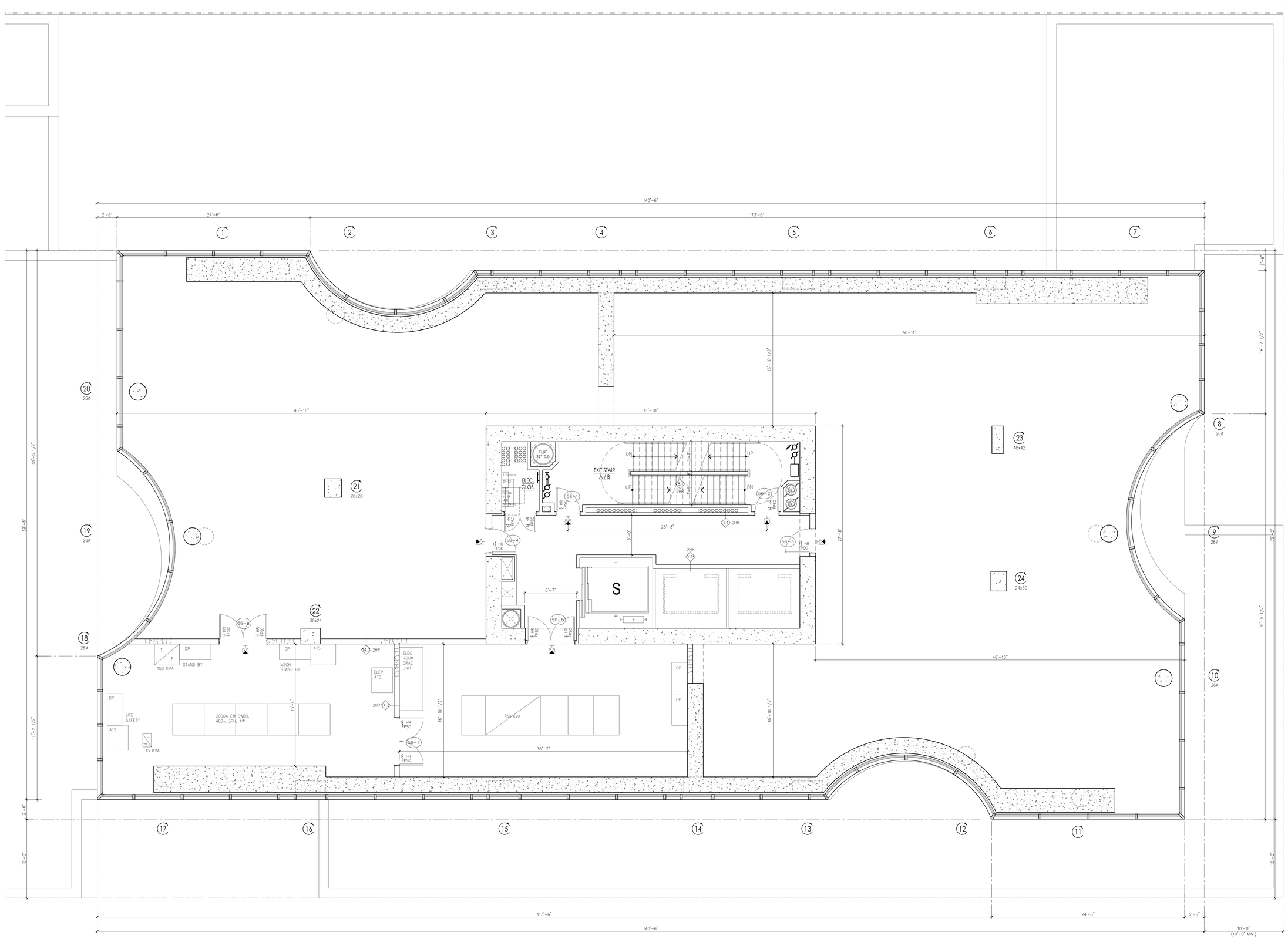


SECOND AVENUE

Damian Titus
NYC Buildings
APPROVED
Under Directive 2 of 1975
Date: 03/20/2014:
NYC Development Hub

OWNER:
SNOWPLOW LLC
950 THIRD AVENUE
NEW YORK, NY 10022
TEL.: (212) 486-2000

ARCHITECT OF RECORD:
SLCE*Architects, LLP*
841 BROADWAY
NEW YORK, NY 10003
TEL.: 212-979-8400

DESIGN ARCHITECT:
SOM
14 WALL STREET
NEW YORK, NY 10005
TEL.: 212-298-9336

STRUCTURAL ENGINEER:
DESIMONE
18 WEST 18th STREET
NEW YORK, NY 10011
TEL.: 212-532-2211

MEP ENGINEER:
WSP • FLACK+KURTZ
512 SEVENTH AVENUE
NEW YORK, NY 10011
TEL.: 212-532-9600

BUILDING ENVELOPE CONSULTANT:
GBS
GILSANZ MURRAY STEFICEK LLP
129 WEST 27th STREET
NEW YORK, NY 10001
TEL.: 212-254-0030

DANIEL ROMUALDEZ • ARCHITECTS
119 WEST 23rd STREET
NEW YORK, NY 10011
TEL.: 212-989-8429

LIGHTING DESIGNER:
SBLD STUDIO
132 WEST 36th STREET
NEW YORK, NY 10018
TEL.: 212-391-4230

FACADE MAINTENANCE CONSULTANT:
ENTEK ENGINEERING, LLC
166 AMES STREET
HACKENSACK, NJ 07601
TEL.: 201-820-2801

ELEVATOR CONSULTANT:
vda
5 REGENT STREET
LIVINGSTON, NJ 07039
TEL.: 973-994-9220

GEOTECHNICAL CONSULTANT:
LANGAN ENGINEERING
RIVER DRIVE CENTER 1
ELMWOOD PARK, NJ 07407
TEL.: 201-794-6900

| No: | Date: | Revision: |
|---|---|---|
| | 10-10-12 | D.O.B. SUBMITTAL |
| | 08-28-12 | FOUNDATION & SUPERSTRUCTURE BID SET |
| | 04-20-12 | 100% DD |
| | 10-14-11 | 100% SD |

NORTH ARROW: N
SCALE: 0' 1' 2' 4'

KEY PLAN:
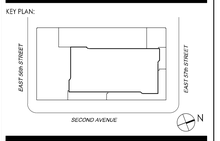


PROJECT:
# 252 EAST 57th STREET
# NEW YORK, NY

TITLE:
## 57th FLOOR PLAN

SEAL & SIGNATURE:
REGISTERED ARCHITECT GLORIA B. GILDA 020201 STATE OF NEW YORK

| | |
|---|---|
| SCALE: | AS SHOWN |
| DATE: | 09-02-11 |
| PROJECT No: | 2011-14 |
| FILE No: | 250 EAST 57th STREET |
| DRAWN BY: | |
| CHECKED BY: | |
| DWG. No.: | A-135.00 |

___ OF ___

These drawings and specifications, as instruments of service, are and shall remain the property of the Architect whether the project for which they are made is executed or not. They are not to be used by the Owner on other projects or extensions to this project except by agreement in writing and with appropriate compensation to the Architect. Visual contact with these drawings and specifications shall constitute prima facie evidence of the acceptance of these restrictions.

DEPT OF BLDGS 121305523 Job Number
E3972995739 Scan Code

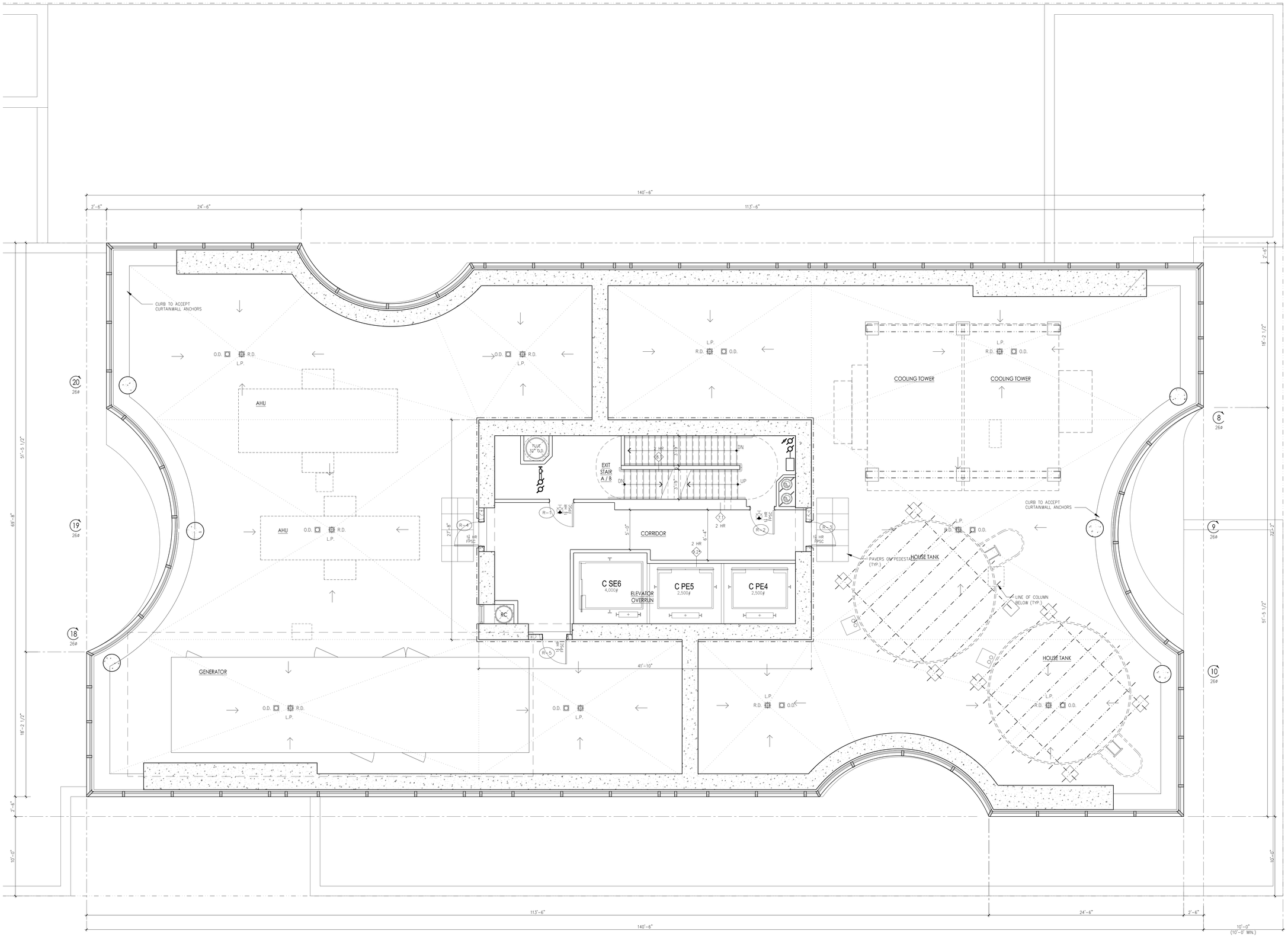


Damian Titus
Buildings
APPROVED
Under Directive 2 of 1975
Date: 03/20/2014:
NYC Development Hub

OWNER:
SNOWPLOW LLC
950 THIRD AVENUE
NEW YORK, NY 10022
TEL.: (212) 486-2000

ARCHITECT OF RECORD:
SLCE*Architects, LLP*
841 BROADWAY
NEW YORK, NY 10003
TEL.: 212-979-8400

DESIGN ARCHITECT:
SOM
14 WALL STREET
NEW YORK, NY 10005
TEL.: 212-298-9336

STRUCTURAL ENGINEER:
DESIMONE
18 WEST 18th STREET
NEW YORK, NY 10011
TEL.: 212-532-2211

MEP ENGINEER:
WSP • FLACK+KURTZ
512 SEVENTH AVENUE
NEW YORK, NY 10011
TEL.: 212-532-9600

BUILDING ENVELOPE CONSULTANT:
GBS
GILSANZ MURRAY STEFICEK LLP
129 WEST 27th STREET
NEW YORK, NY 10001
TEL.: 212-254-0030

DANIEL ROMUALDEZ • ARCHITECTS
119 WEST 23rd STREET
NEW YORK, NY 10011
TEL.: 212-989-8429

LIGHTING DESIGNER:
SBLD STUDIO
132 WEST 36th STREET
NEW YORK, NY 10018
TEL.: 212-391-4230

FACADE MAINTENANCE CONSULTANT:
ENTEK ENGINEERING, LLC
166 AMES STREET
HACKENSACK, NJ 07601
TEL.: 201-820-2801

ELEVATOR CONSULTANT:
vda
5 REGENT STREET
LIVINGSTON, NJ 07039
TEL.: 973-994-9220

GEOTECHNICAL CONSULTANT:
LANGAN ENGINEERING
RIVER DRIVE CENTER 1
ELMWOOD PARK, NJ 07407
TEL.: 201-794-6900

| No: | Date: | Revision: |
|---|---|---|
| | 10-10-12 | D.O.B. SUBMITTAL |
| | 08-28-12 | FOUNDATION & SUPERSTRUCTURE BID SET |
| | 04-20-12 | 100% DD |
| | 10-14-11 | 100% SD |

NORTH ARROW: N
SCALE: 0' 1' 2' 4'

KEY PLAN:
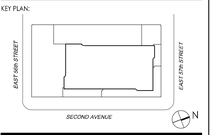


PROJECT:
252 EAST 57th STREET
NEW YORK, NY

TITLE:
MAIN ROOF PLAN

SEAL & SIGNATURE:
REGISTERED ARCHITECT DAMIAN B. GOLA 026026 STATE OF NEW YORK

| | |
|---|---|
| SCALE: | AS SHOWN |
| DATE: | 09-20-11 |
| PROJECT No: | 2011-14 |
| FILE No: | 250 EAST 57th STREET |
| DRAWN BY: | |
| CHECKED BY: | |
| DWG. No.: | A-136.00 |
| | OF |

BSDT OP BLDGS 121305324 Job Number
B2020072395 Work Order

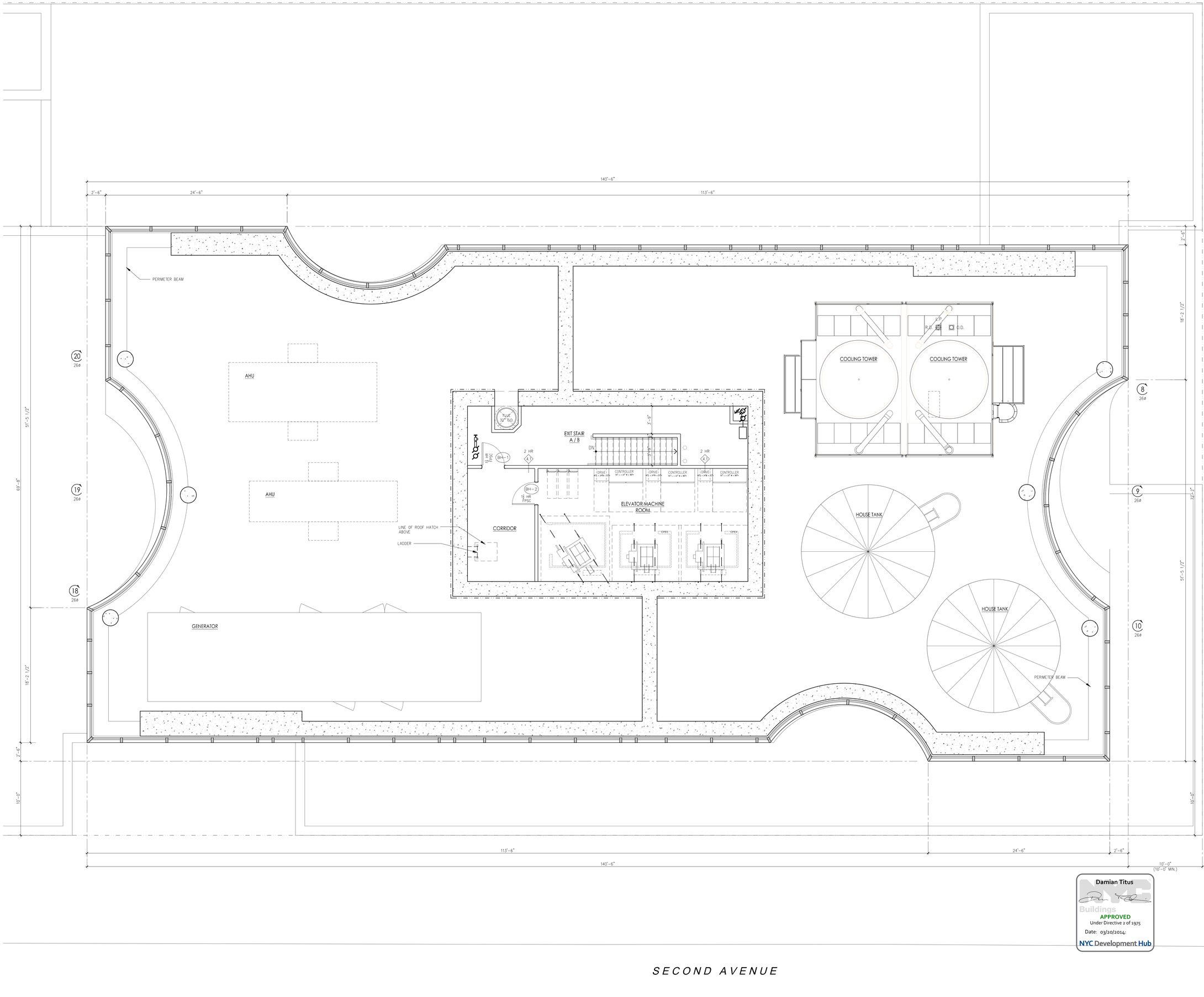


SECOND AVENUE

Damian Titus
NYC Buildings
APPROVED
Under Directive 2 of 1975
Date: 03/20/2014:
NYC Development Hub

OWNER:
SNOWPLOW LLC
950 THIRD AVENUE
NEW YORK, NY 10022
TEL.: (212) 486-2000

ARCHITECT OF RECORD:
SLCE*Architects, LLP*
841 BROADWAY
NEW YORK, NY 10003
TEL.: 212-979-8400

DESIGN ARCHITECT:
SOM
14 WALL STREET
NEW YORK, NY 10005
TEL.: 212-298-9336

STRUCTURAL ENGINEER:
DESIMONE
18 WEST 18th STREET
NEW YORK, NY 10011
TEL.: 212-532-2211

MEP ENGINEER:
WSP • FLACK+KURTZ
512 SEVENTH AVENUE
NEW YORK, NY 10011
TEL.: 212-532-9600

BUILDING ENVELOPE CONSULTANT:
GBS
GILSANZ MURRAY STEFICEK LLP
129 WEST 27th STREET
NEW YORK, NY 10001
TEL.: 212-254-0030

DANIEL ROMUALDEZ • ARCHITECTS
119 WEST 23rd STREET
NEW YORK, NY 10011
TEL.: 212-989-8429

LIGHTING DESIGNER:
SBLD STUDIO
132 WEST 36th STREET
NEW YORK, NY 10018
TEL.: 212-391-4230

FACADE MAINTENANCE CONSULTANT:
ENTEK ENGINEERING, LLC
166 AMES STREET
HACKENSACK, NJ 07601
TEL.: 201-820-2801

ELEVATOR CONSULTANT:
vda
5 REGENT STREET
LIVINGSTON, NJ 07039
TEL.: 973-994-9220

GEOTECHNICAL CONSULTANT:
LANGAN ENGINEERING
RIVER DRIVE CENTER 1
ELMWOOD PARK, NJ 07407
TEL.: 201-794-6900

| No: | Date: | Revision: |
|---|---|---|
| | 10-10-12 | D.O.B. SUBMITTAL |
| | 08-28-12 | FOUNDATION & SUPERSTRUCTURE BID SET |
| | 04-20-12 | 100% DD |
| | 10-14-11 | 100% SD |

NORTH ARROW: N
SCALE: 0' 1' 2' 4'

KEY PLAN:
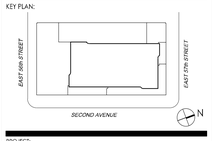


PROJECT:
252 EAST 57th STREET
NEW YORK, NY

TITLE:
BULKHEAD PLAN

SEAL & SIGNATURE:
LICENSED ARCHITECT
JOSHUA B. GLUS
020201
STATE OF NEW YORK

| | |
|---|---|
| SCALE: | AS SHOWN |
| DATE: | 09-03-11 |
| PROJECT No: | 2011.4 |
| FILE No: | 250 EAST 57th STREET |
| DRAWN BY: | |
| CHECKED BY: | |
| DWG. No.: | A-137.00 |
| | OF |

Copyright SLCE Architects, LLP and Daniel Romualdez Architects. All rights reserved. These drawings and specifications are the property of the architects and may not be reproduced or used in any way without the express permission of the architects.

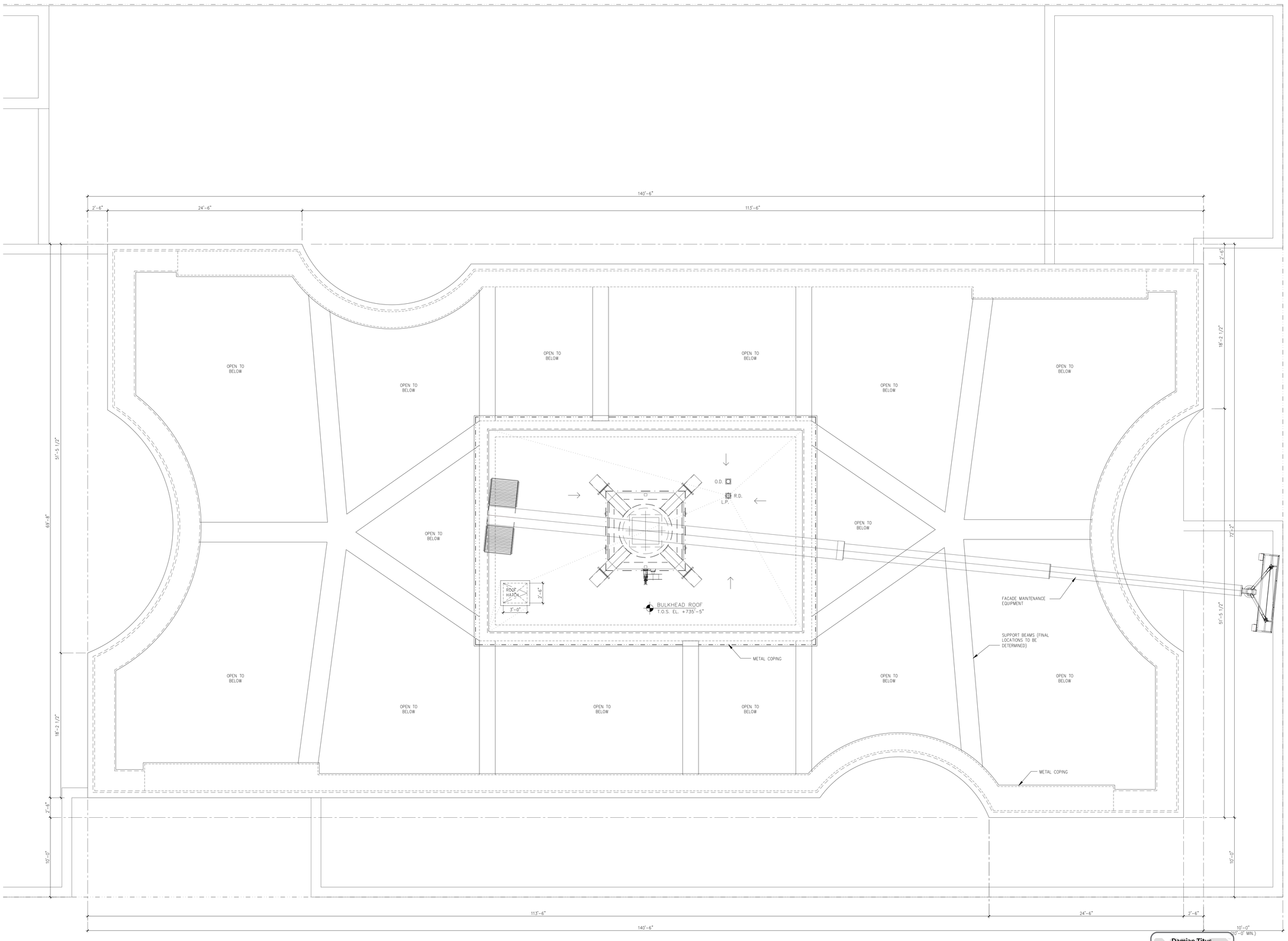


Damian Titus

Buildings

APPROVED

Under Directive 2 of 1975

Date: 03/20/2014:

NYC Development Hub

SECOND AVENUE

OWNER:

SNOWPLOW LLC

950 THIRD AVENUE
NEW YORK, NY 10022
TEL.: (212) 486-2000

ARCHITECT OF RECORD:

SLCE*Architects, LLP*

841 BROADWAY
NEW YORK, NY 10003
TEL.: 212-979-8400

DESIGN ARCHITECT:

SOM

14 WALL STREET
NEW YORK, NY 10005
TEL.: 212-298-9336

STRUCTURAL ENGINEER:

DESIMONE

18 WEST 18th STREET
NEW YORK, NY 10011
TEL.: 212-532-2211

MEP ENGINEER:

WSP · FLACK+KURTZ

512 SEVENTH AVENUE
NEW YORK, NY 10011
TEL.: 212-532-9600

BUILDING ENVELOPE CONSULTANT:

GMS
GILSANZ MURRAY STEFICEK LLP

129 WEST 27th STREET
NEW YORK, NY 10001
TEL.: 212-254-0030

DANIEL ROMUALDEZ • ARCHITECTS

119 WEST 23rd STREET
NEW YORK, NY 10011
TEL.: 212-989-8429

LIGHTING DESIGNER:

SBLD STUDIO

132 WEST 36th STREET
NEW YORK, NY 10018
TEL.: 212-391-4230

FACADE MAINTENANCE CONSULTANT:

ENTEK ENGINEERING, LLC

166 AMES STREET
HACKENSACK, NJ 07601
TEL.: 201-820-2801

ELEVATOR CONSULTANT:

vda

5 REGENT STREET
LIVINGSTON, NJ 07039
TEL.: 973-994-9220

GEOTECHNICAL CONSULTANT:

LANGAN ENGINEERING

RIVER DRIVE CENTER 1
ELMWOOD PARK, NJ 07407
TEL.: 201-794-6900

| No: | Date: | Revision: |
|---|---|---|
| | 10-10-12 | D.O.B. SUBMITTAL |
| | 08-28-12 | FOUNDATION & SUPERSTRUCTURE BID SET |
| | 04-20-12 | 100% DD |
| | 10-14-11 | 100% SD |

NORTH ARROW: N

SCALE: 0' 1' 2' 4'

KEY PLAN:

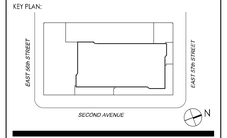


PROJECT:

252 EAST 57th STREET
NEW YORK, NY

TITLE:

BULKHEAD ROOF PLAN

SEAL & SIGNATURE:

REGISTERED ARCHITECT
GLORIA B. OLAS
020201
STATE OF NEW YORK

| | |
|---|---|
| SCALE: | AS SHOWN |
| DATE: | 09-02-11 |
| PROJECT No: | 2011-14 |
| FILE No: | 250 EAST 57th STREET |
| DRAWN BY: | |
| CHECKED BY: | |
| DWG. No.: | A-138.00 |

____ OF ____

DEPT OF BLDGS 121305525 Job Number

ES3097522104 Scan Code

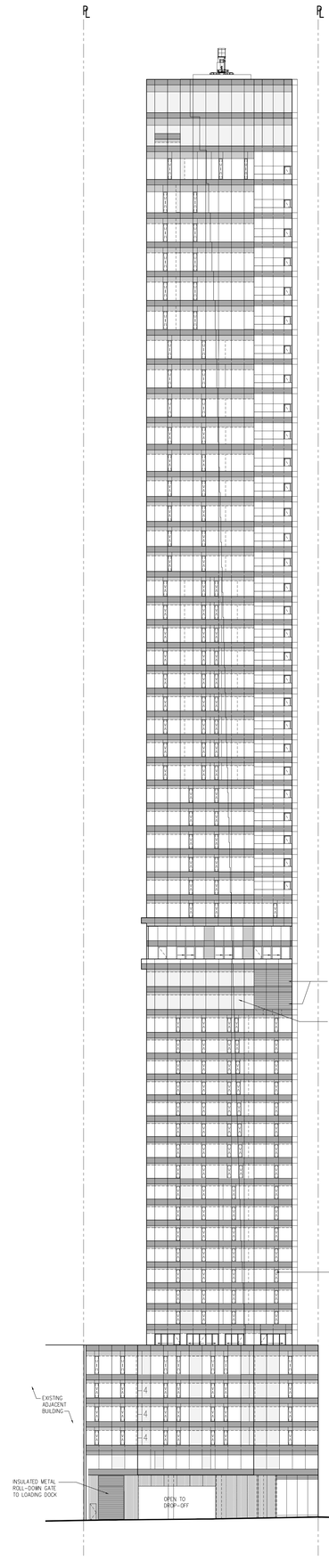


1 SOUTH ELEVATION - 56th STREET

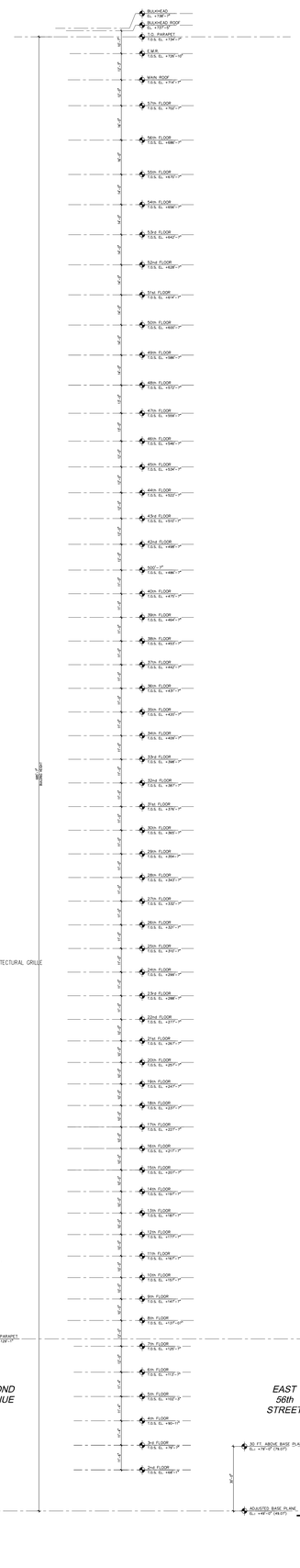


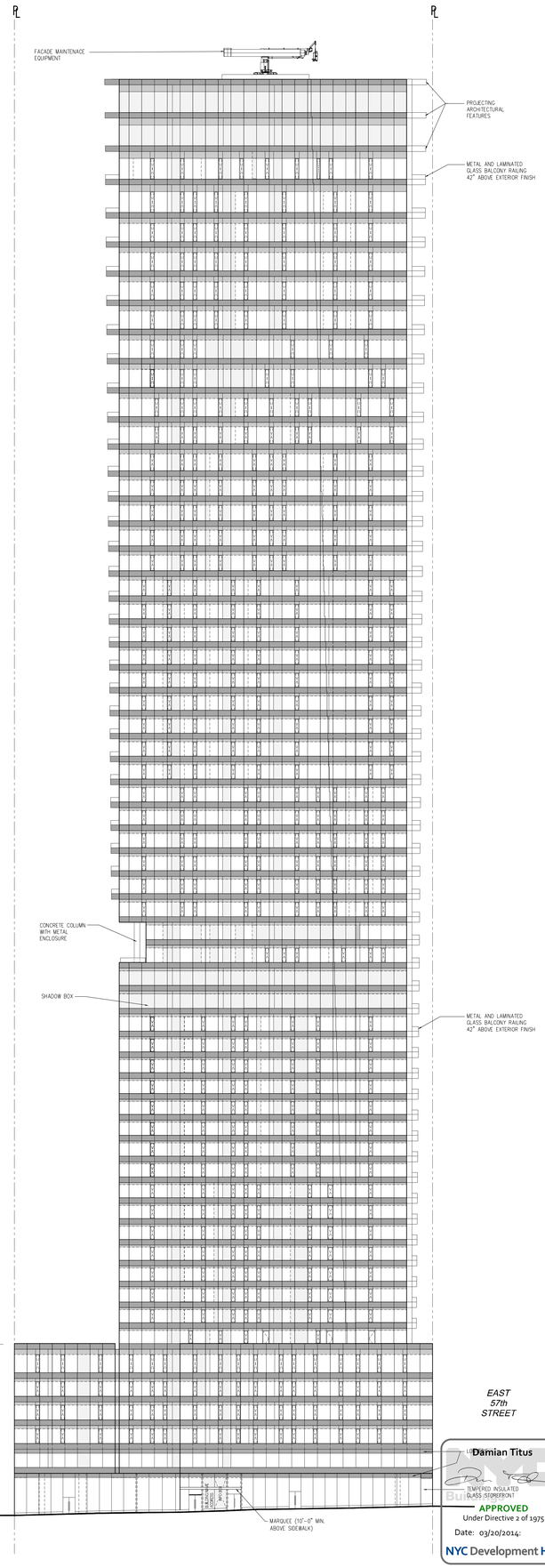


2 EAST ELEVATION - SECOND AVENUE

0 4' 8' 16'

Damian Titus

APPROVED
Under Directive 2 of 1975
Date: 03/20/2014:
NYC Development Hub

OWNER:

SNOWPLOW LLC

950 THIRD AVENUE
NEW YORK, NY 10022
TEL.: (212) 486-2000

ARCHITECT OF RECORD:

SLCE*Architects, LLP*

841 BROADWAY
NEW YORK, NY 10003
TEL.: 212-979-8400

DESIGN ARCHITECT:

SOM

14 WALL STREET
NEW YORK, NY 10005
TEL.: 212-298-9336

STRUCTURAL ENGINEER:

DESIMONE

16 WEST 18th STREET
NEW YORK, NY 10011
TEL.: 212-532-2211

MEP ENGINEER:

WSP • FLACK+KURTZ

512 SEVENTH AVENUE
NEW YORK, NY 10011
TEL.: 212-532-9600

BUILDING ENVELOPE CONSULTANT:

GILSANZ MURRAY STEFICEK LLP

129 WEST 27th STREET
NEW YORK, NY 10001
TEL.: 212-254-0030

INTERIOR ARCHITECT:

DANIEL ROMUALDEZ • ARCHITECTS

119 WEST 23rd STREET
NEW YORK, NY 10011
TEL.: 212-989-8429

LIGHTING DESIGNER:

SBLD STUDIO

132 WEST 36th STREET
NEW YORK, NY 10018
TEL.: 212-391-4230

FACADE MAINTENANCE CONSULTANT:

ENTEK ENGINEERING, LLC

166 AMES STREET
HACKENSACK, NJ 07601
TEL.: 201-820-2801

ELEVATOR CONSULTANT:

vda

5 REGENT STREET
LIVINGSTON, NJ 07039
TEL.: 973-994-9220

GEOTECHNICAL CONSULTANT:

LANGAN ENGINEERING

RIVER DRIVE CENTER 1
ELMWOOD PARK, NJ 07407
TEL.: 201-794-6900

| No: | Date: | Revision: |
|---|---|---|
| | 10-10-12 | D.O.B. SUBMITTAL |
| | 04-20-12 | 100% DD |

NORTH ARROW

SCALE

KEY PLAN:

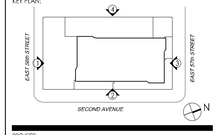


PROJECT:

252 EAST 57th STREET
NEW YORK, NY

TITLE:

BUILDING ELEVATIONS

SEAL & SIGNATURE:

LICENSED ARCHITECT GLORIA B. GILSANZ 020261 STATE OF NEW YORK

| | |
|---|---|
| SCALE: | AS SHOWN |
| DATE: | 09-03-11 |
| PROJECT No: | 2011-14 |
| FILE No: | 250 EAST 57th STREET |
| DRAWN BY: | |
| CHECKED BY: | |
| DWG. NO.: | A-201.00 |

OF

DEPT OF BLDGS 121305525 Job Number

E2025197649 Work Order




3 NORTH ELEVATION - 57th STREET

0 4' 8' 16'

4 WEST ELEVATION


OWNER:

SNOWPLOW LLC

950 THIRD AVENUE
NEW YORK, NY 10022
TEL.: (212) 486-2000

ARCHITECT OF RECORD:

SLCE*Architects, LLP*

841 BROADWAY
NEW YORK, NY 10003
TEL.: 212-979-8400

DESIGN ARCHITECT:

SOM

14 WALL STREET
NEW YORK, NY 10005
TEL.: 212-298-9336

STRUCTURAL ENGINEER:

DESIMONE

16 WEST 16th STREET
NEW YORK, NY 10011
TEL.: 212-532-2211

MEP ENGINEER:

WSP • FLACK+KURTZ

512 SEVENTH AVENUE
NEW YORK, NY 10011
TEL.: 212-532-9600

BUILDING ENVELOPE CONSULTANT:

GMS
GILSANZ MURRAY STEFICEK LLP

129 WEST 27th STREET
NEW YORK, NY 10001
TEL.: 212-254-0030

INTERIOR ARCHITECT:

DANIEL ROMUALDEZ • ARCHITECTS

119 WEST 23rd STREET
NEW YORK, NY 10011
TEL.: 212-989-8429

LIGHTING DESIGNER:

SBLD STUDIO

132 WEST 36th STREET
NEW YORK, NY 10018
TEL.: 212-391-4230

FACADE MAINTENANCE CONSULTANT:

ENTEK ENGINEERING, LLC

166 AMES STREET
HACKENSACK, NJ 07601
TEL.: 201-820-2801

ELEVATOR CONSULTANT:

vda

5 REGENT STREET
LIVINGSTON, NJ 07039
TEL.: 973-994-9220

GEOTECHNICAL CONSULTANT:

LANGAN ENGINEERING

RIVER DRIVE CENTER 1
ELMWOOD PARK, NJ 07407
TEL.: 201-794-6900


| No: | Date: | Revision: |
|---|---|---|
| | 10-10-12 | D.O.B. SUBMITTAL |
| | 04-20-12 | 100% DD |

NORTH ARROW

SCALE

KEY PLAN:

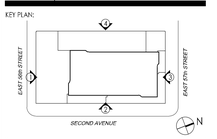


PROJECT:

# 252 EAST 57th STREET NEW YORK, NY

TITLE:

## BUILDING ELEVATIONS

SEAL & SIGNATURE:

REGISTERED ARCHITECT ANDREW B. GLASS 026026 STATE OF NEW YORK

Damian Titus
NYC Buildings
APPROVED
Under Directive 2 of 1975
Date: 03/20/2014:
NYC Development Hub

| | |
|---|---|
| SCALE: | AS SHOWN |
| DATE: | 09-02-11 |
| PROJECT No: | 2011-14 |
| FILE No: | 250 EAST 57th STREET |
| DRAWN BY: | |
| CHECKED BY: | |
| DWG. No.: | A-202.00 |

___ OF ___

DEPT OF BLDGS 121305524 Job Number

B2001207MAN Scan Code

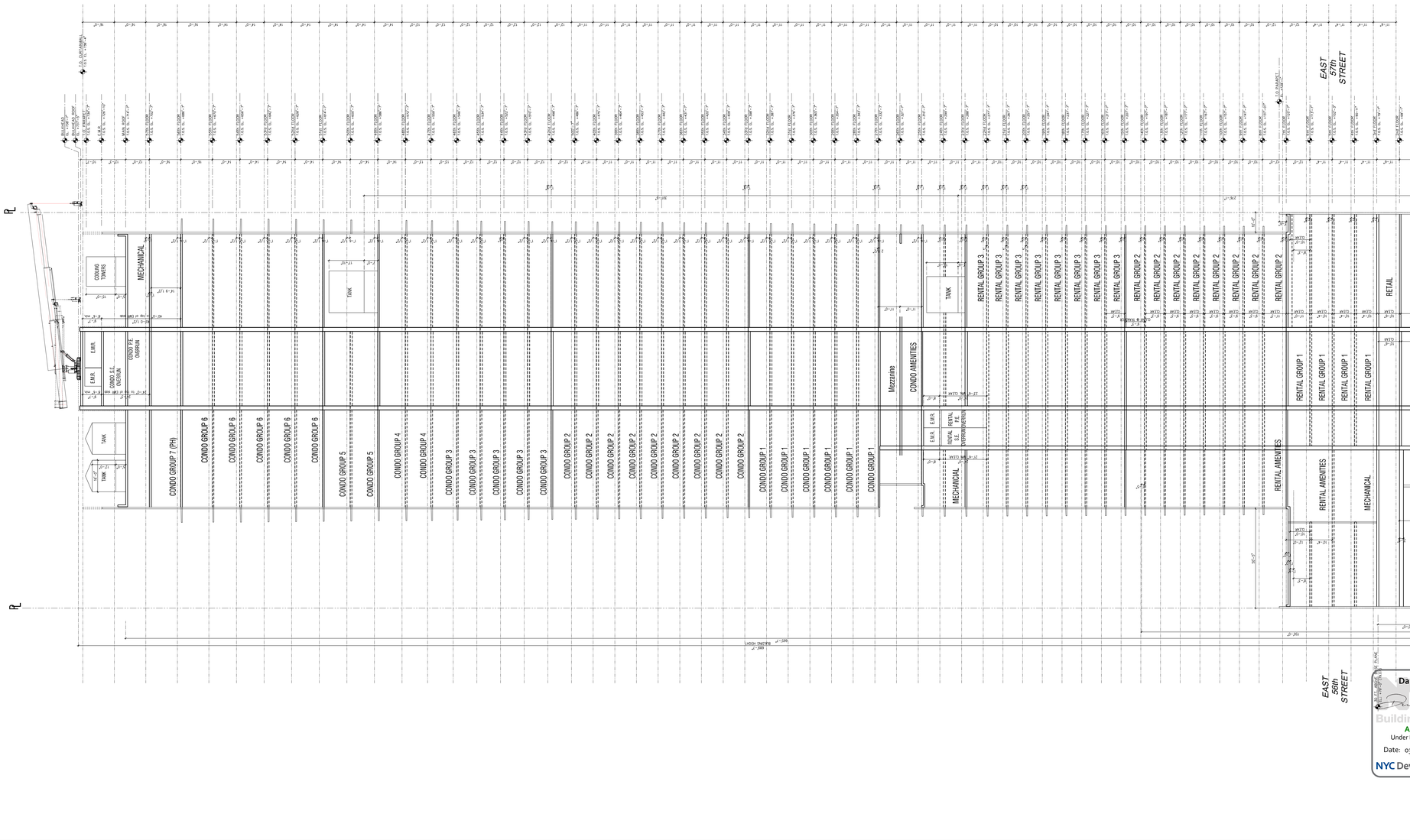


OWNER:

SNOWPLOW LLC

950 THIRD AVENUE
NEW YORK, NY 10022
TEL.: (212) 486-2000

ARCHITECT OF RECORD:

SLCE*Architects, LLP*

841 BROADWAY
NEW YORK, NY 10003
TEL.: 212-979-8400

DESIGN ARCHITECT:

SOM

14 WALL STREET
NEW YORK, NY 10005
TEL.: 212-298-9336

STRUCTURAL ENGINEER:

DESIMONE

16 WEST 18th STREET
NEW YORK, NY 10011
TEL.: 212-532-2211

MEP ENGINEER:

WSP • FLACK+KURTZ

512 SEVENTH AVENUE
NEW YORK, NY 10011
TEL.: 212-532-9600

BUILDING ENVELOPE CONSULTANT:

GILSANZ MURRAY STEFICEK LLP

129 WEST 27th STREET
NEW YORK, NY 10001
TEL.: 212-254-0030

INTERIOR ARCHITECT:

DANIEL ROMUALDEZ • ARCHITECTS

119 WEST 23rd STREET
NEW YORK, NY 10011
TEL.: 212-989-8429

LIGHTING DESIGNER:

SBLD STUDIO

132 WEST 36th STREET
NEW YORK, NY 10018
TEL.: 212-391-4230

FACADE MAINTENANCE CONSULTANT:

ENTEK ENGINEERING, LLC

166 AMES STREET
HACKENSACK, NJ 07601
TEL.: 201-820-2801

ELEVATOR CONSULTANT:

vda

5 REGENT STREET
LIVINGSTON, NJ 07039
TEL.: 973-994-9220

GEOTECHNICAL CONSULTANT:

LANGAN ENGINEERING

RIVER DRIVE CENTER 1
ELMWOOD PARK, NJ 07407
TEL.: 201-794-6900

| No: | Date: | Revision: |
|---|---|---|
| | 10-10-12 | D.O.B. SUBMITTAL |
| | 08-28-12 | FOUNDATION & SUPERSTRUCTURE BID SET |
| | 04-20-12 | 100% DD |
| | 10-14-11 | 100% SD |

NORTH ARROW | SCALE

KEY PLAN:

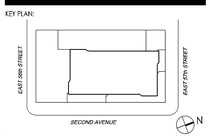


PROJECT:

# 252 EAST 57th STREET NEW YORK, NY

TITLE:

SCHEMATIC BUILDING SECTION

SEAL & SIGNATURE:

| | |
|---|---|
| SCALE: | AS SHOWN |
| DATE: | 09-02-11 |
| PROJECT No: | 2011-14 |
| FILE No: | 250 EAST 57th STREET |
| DRAWN BY: | |
| CHECKED BY: | |
| DWG. No.: | A-301.00 |

___ OF ___

Damian Titus
NYC Buildings
APPROVED
Under Directive 2 of 1975
Date: 03/20/2014:
NYC Development Hub

DEPT OF BLDGS 121305524 Job Number
E-DOC2109449 Work Order

CONT. @ S-4b

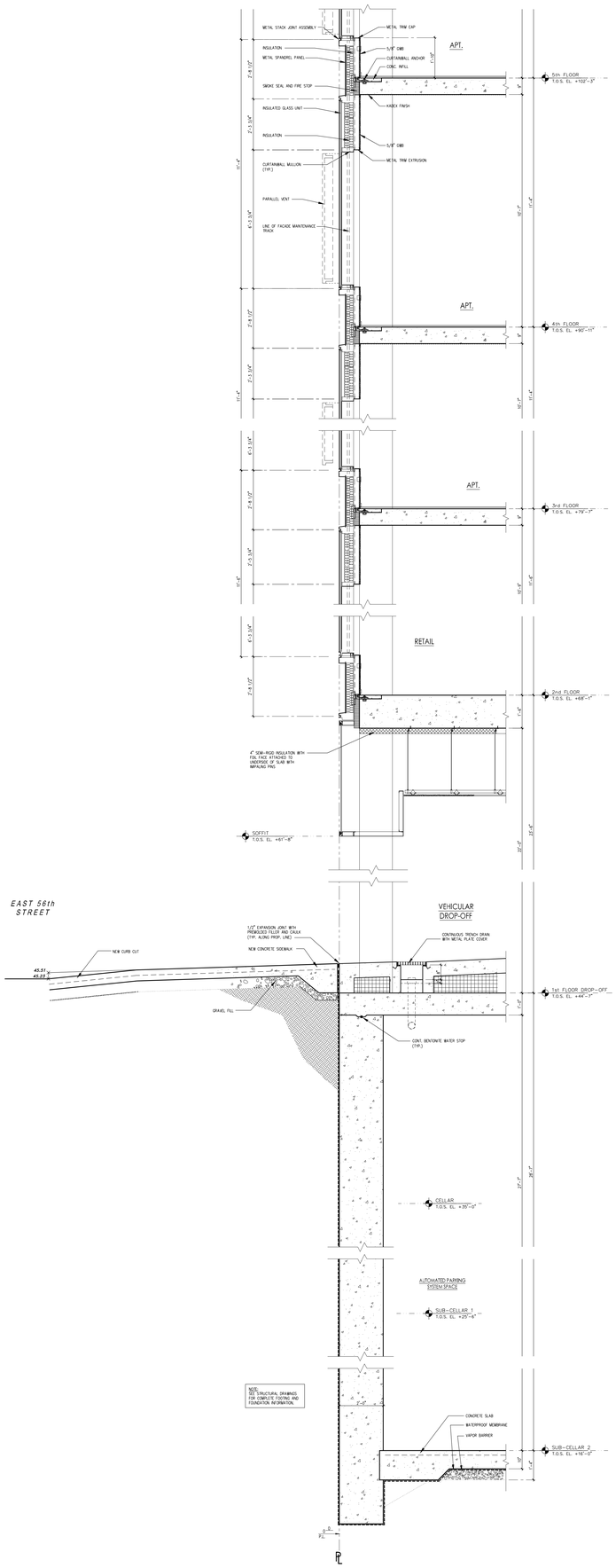


S.4a WALL SECTION
SCALE: 3/4" = 1'-0"

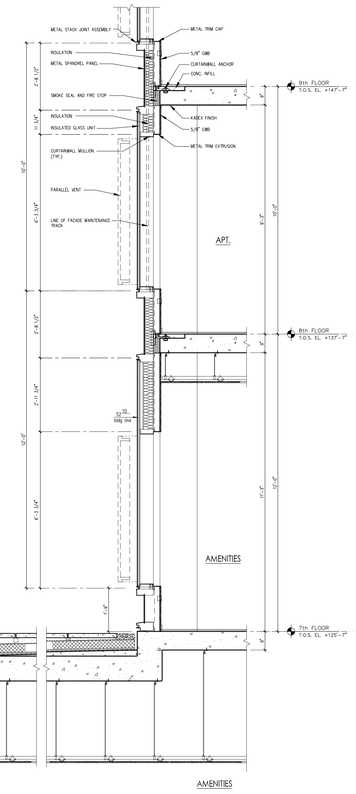


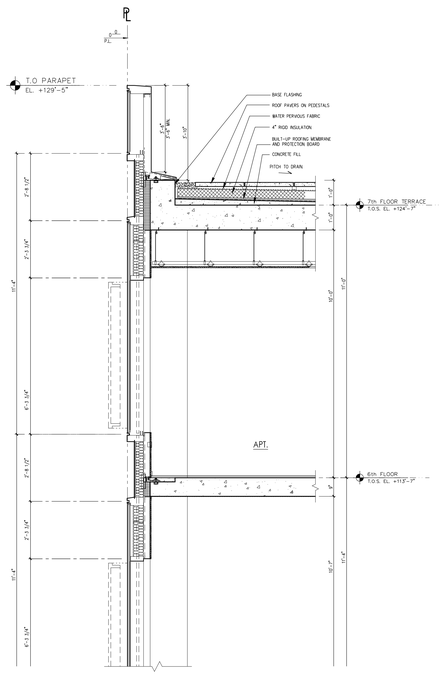


CONT. @ S-4b

S.4b WALL SECTION
SCALE: 3/4" = 1'-0"

OWNER:
SNOWPLOW LLC
950 THIRD AVENUE
NEW YORK, NY 10022
TEL.: (212) 486-2000

ARCHITECT OF RECORD:
SLCE*Architects, LLP*
841 BROADWAY
NEW YORK, NY 10003
TEL.: 212-979-8400

DESIGN ARCHITECT:
SOM
14 WALL STREET
NEW YORK, NY 10005
TEL.: 212-298-9336

STRUCTURAL ENGINEER:
DESIMONE
18 WEST 18th STREET
NEW YORK, NY 10011
TEL.: 212-532-2211

MEP ENGINEER:
WSP · FLACK+KURTZ
512 SEVENTH AVENUE
NEW YORK, NY 10011
TEL.: 212-532-9600

BUILDING ENVELOPE CONSULTANT:
GILSANZ MURRAY STEFICEK LLP
129 WEST 27th STREET
NEW YORK, NY 10001
TEL.: 212-254-0030

INTERIOR ARCHITECT:
D A N I E L R O M U A L D E Z • A R C H I T E C T S
119 WEST 23rd STREET
NEW YORK, NY 10011
TEL.: 212-989-8429

LIGHTING DESIGNER:
SBLD STUDIO
132 WEST 36th STREET
NEW YORK, NY 10018
TEL.: 212-391-4230

FACADE MAINTENANCE CONSULTANT:
ENTEK ENGINEERING, LLC
166 AMES STREET
HACKENSACK, NJ 07601
TEL.: 201-820-2801

ELEVATOR CONSULTANT:
vda
5 REGENT STREET
LIVINGSTON, NJ 07039
TEL.: 973-994-9220

GEOTECHNICAL CONSULTANT:
LANGAN ENGINEERING
RIVER DRIVE CENTER 1
ELMWOOD PARK, NJ 07407
TEL.: 201-794-6900

| No: | Date: | Revision: |
|---|---|---|
| | 10-10-12 | D.OB. SUBMITTAL |

NORTH ARROW
SCALE: 0' 1' 2'

KEY PLAN:
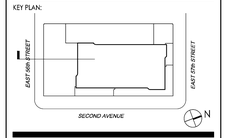


PROJECT:
252 EAST 57th STREET
NEW YORK, NY

TITLE:
BUILDING SECTION SOUTH

Damian Titus
NYC Buildings
APPROVED
Under Directive 2 of 1975
Date: 03/20/2014:
NYC Development Hub

SEAL & SIGNATURE:
LICENSED ARCHITECT GLORIA B. GILDE 020201 STATE OF NEW YORK

| | |
|---|---|
| SCALE: | AS SHOWN |
| DATE: | 09-20-11 |
| PROJECT No: | 2011-14 |
| FILE No: | 250 EAST 57th STREET |
| DRAWN BY: | |
| CHECKED BY: | |
| DWG. No.: | A-321.00 |

___ OF ___

These plans and specifications are the property of SLCE Architects, LLP and may not be used in any way without the permission of SLCE Architects, LLP.

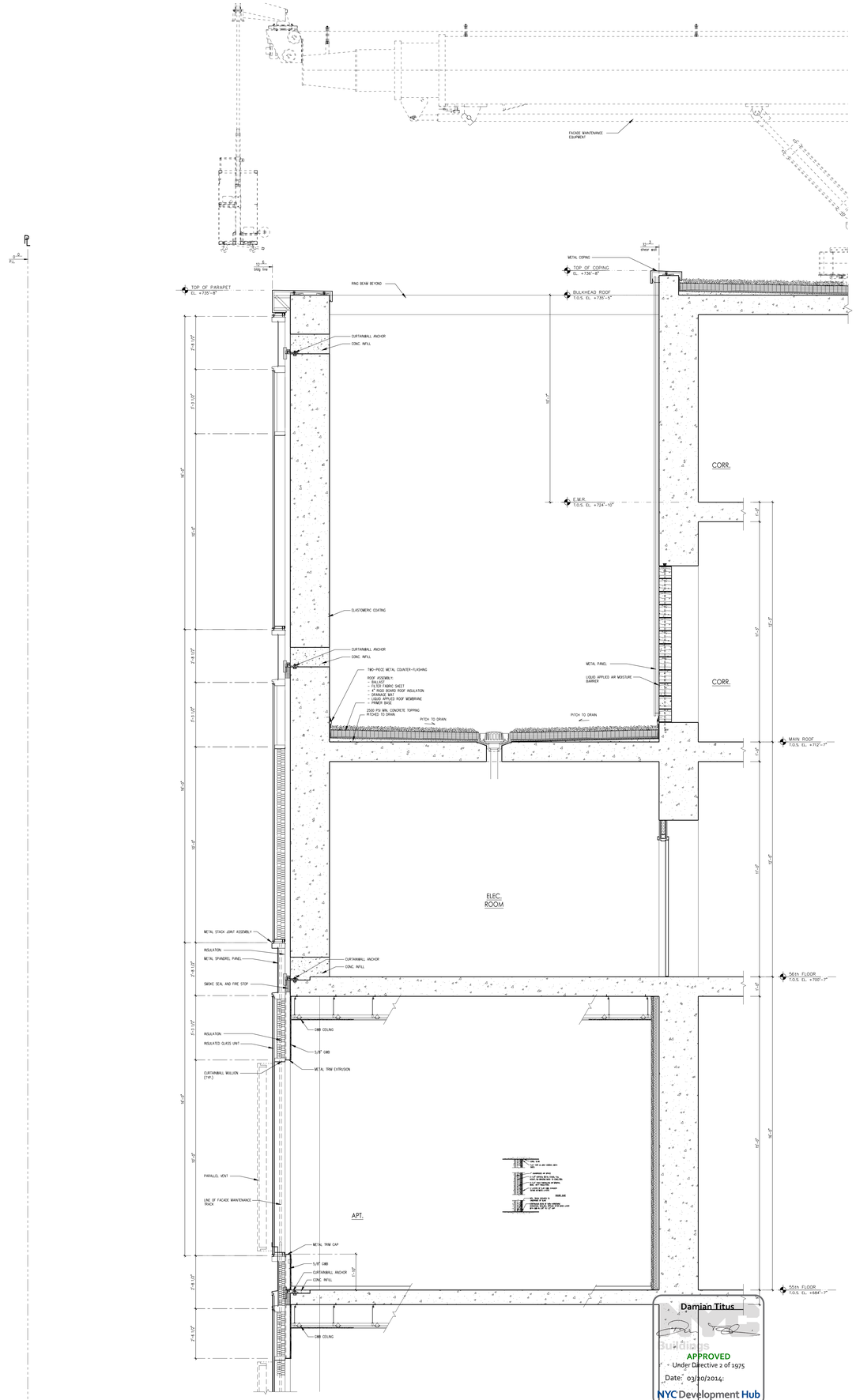


Damian Titus
Buildings
APPROVED
Under Directive 2 of 1975
Date: 03/20/2014:
NYC Development Hub

E.4a WALL SECTION
SCALE: 3/4" = 1'-0"

OWNER:

SNOWPLOW LLC
950 THIRD AVENUE
NEW YORK, NY 10022
TEL.: (212) 486-2000

ARCHITECT OF RECORD:

SLCE*Architects, LLP*
841 BROADWAY
NEW YORK, NY 10003
TEL.: 212-979-8400

DESIGN ARCHITECT:

SOM
14 WALL STREET
NEW YORK, NY 10005
TEL.: 212-298-9336

STRUCTURAL ENGINEER:

DESIMONE
18 WEST 18th STREET
NEW YORK, NY 10011
TEL.: 212-532-2211

MEP ENGINEER:

WSP · FLACK+KURTZ
512 SEVENTH AVENUE
NEW YORK, NY 10011
TEL.: 212-532-9600

BUILDING ENVELOPE CONSULTANT:

GMS
GILSANZ MURRAY STEFICEK LLP
129 WEST 27th STREET
NEW YORK, NY 10001
TEL.: 212-254-0030

INTERIOR ARCHITECT:

DANIEL ROMUALDEZ • ARCHITECTS
119 WEST 23rd STREET
NEW YORK, NY 10011
TEL.: 212-989-8429

LIGHTING DESIGNER:

SBLD STUDIO
132 WEST 36th STREET
NEW YORK, NY 10018
TEL.: 212-391-4230

FACADE MAINTENANCE CONSULTANT:

ENTEK ENGINEERING, LLC
166 AMES STREET
HACKENSACK, NJ 07601
TEL.: 201-820-2801

ELEVATOR CONSULTANT:

vda
5 REGENT STREET
LIVINGSTON, NJ 07039
TEL.: 973-994-9220

GEOTECHNICAL CONSULTANT:

LANGAN ENGINEERING
RIVER DRIVE CENTER 1
ELMWOOD PARK, NJ 07407
TEL.: 201-794-6900

| No: | Date: | Revision: |
|---|---|---|
| | 10-10-12 | D.OB. SUBMITTAL |

NORTH ARROW

SCALE
0' 1' 2'

KEY PLAN:

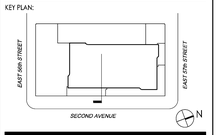


PROJECT:

252 EAST 57th STREET
NEW YORK, NY

TITLE:

BUILDING SECTION
EAST

SEAL & SIGNATURE:

REGISTERED ARCHITECT
GLORIA B. GLAS
STATE OF NEW YORK

| | |
|---|---|
| SCALE: | AS SHOWN |
| DATE: | 09-02-11 |
| PROJECT No: | 2011-14 |
| FILE No: | 250 EAST 57th STREET |
| DRAWN BY: | |
| CHECKED BY: | |
| DWG. No.: | A-331.00 |

___ OF ___

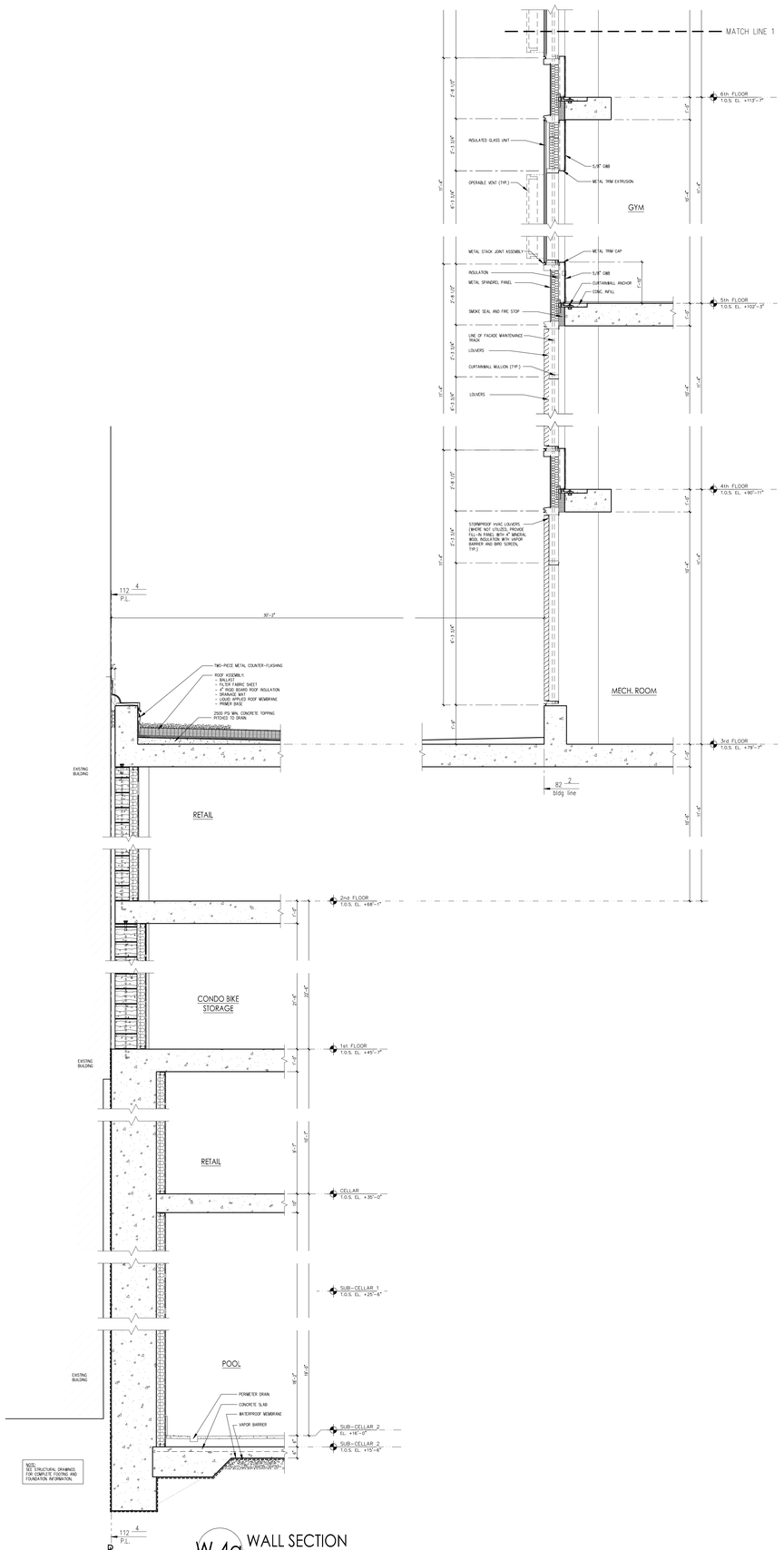


W.4a WALL SECTION
SCALE: 3/4" = 1'-0"

Damian Titus
Buildings
APPROVED
Under Directive 2 of 1975
Date: 03/20/2014:
NYC Development Hub

OWNER:
SNOWPLOW LLC
950 THIRD AVENUE
NEW YORK, NY 10022
TEL.: (212) 486-2000

ARCHITECT OF RECORD:
SLCE*Architects, LLP*
841 BROADWAY
NEW YORK, NY 10003
TEL.: 212-979-8400

DESIGN ARCHITECT:
SOM
14 WALL STREET
NEW YORK, NY 10005
TEL.: 212-298-9336

STRUCTURAL ENGINEER:
DESIMONE
18 WEST 18th STREET
NEW YORK, NY 10011
TEL.: 212-532-2211

MEP ENGINEER:
WSP · FLACK+KURTZ
512 SEVENTH AVENUE
NEW YORK, NY 10011
TEL.: 212-532-9600

BUILDING ENVELOPE CONSULTANT:
GMS
GILSANZ MURRAY STEFICEK LLP
129 WEST 27th STREET
NEW YORK, NY 10001
TEL.: 212-254-0030

INTERIOR ARCHITECT:
DANIEL ROMUALDEZ • ARCHITECTS
119 WEST 23rd STREET
NEW YORK, NY 10011
TEL.: 212-989-8429

LIGHTING DESIGNER:
SBLD STUDIO
132 WEST 36th STREET
NEW YORK, NY 10018
TEL.: 212-391-4230

FACADE MAINTENANCE CONSULTANT:
ENTEK ENGINEERING, LLC
166 AMES STREET
HACKENSACK, NJ 07601
TEL.: 201-820-2801

ELEVATOR CONSULTANT:
vda
5 REGENT STREET
LIVINGSTON, NJ 07039
TEL.: 973-994-9220

GEOTECHNICAL CONSULTANT:
LANGAN ENGINEERING
RIVER DRIVE CENTER 1
ELMWOOD PARK, NJ 07407
TEL.: 201-794-6900

| No: | Date: | Revision: |
|---|---|---|
| | not issued | D.O.B. SUBMITTAL |

NORTH ARROW
SCALE
0' 1' 2'

KEY PLAN:

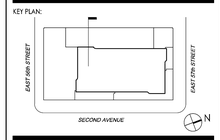


PROJECT:
252 EAST 57th STREET
NEW YORK, NY

TITLE:
BUILDING SECTION
WEST

SEAL & SIGNATURE:
REGISTERED ARCHITECT
GLORIA B. OLAS
02020
STATE OF NEW YORK

| | |
|---|---|
| SCALE: | AS SHOWN |
| DATE: | 09-02-11 |
| PROJECT No: | 2011-14 |
| FILE No: | 250 EAST 57th STREET |
| DRAWN BY: | |
| CHECKED BY: | |
| DWG. No.: | A-341.00 |

___ OF ___

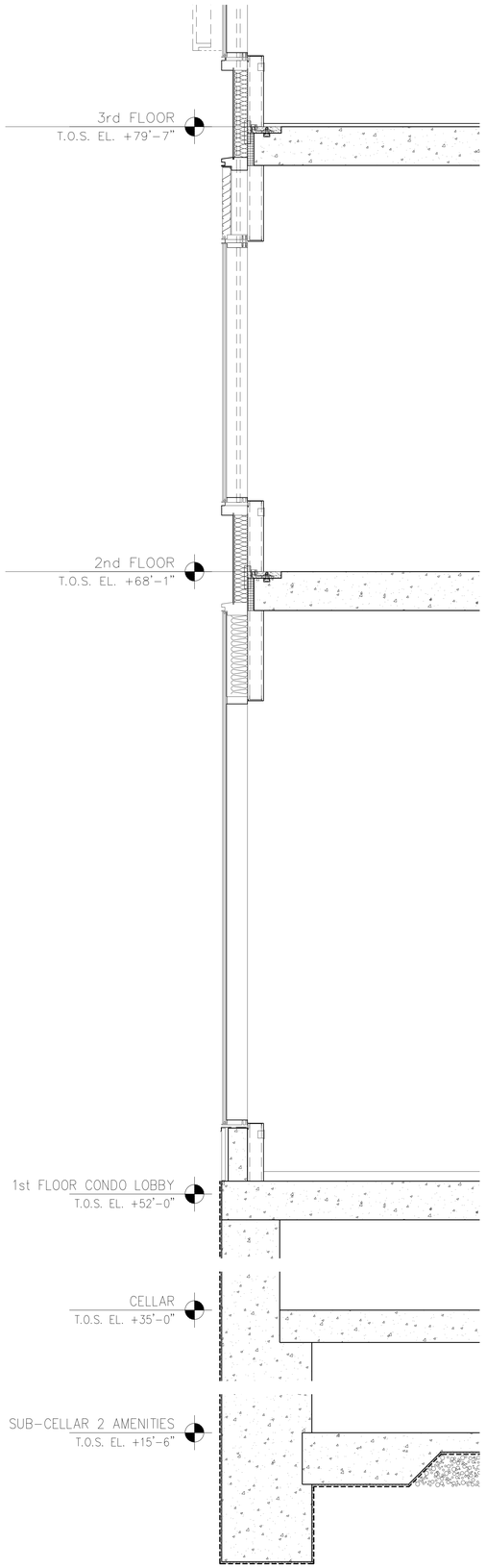


1 WALL SECTION SCALE: 3/4" = 1'-0"

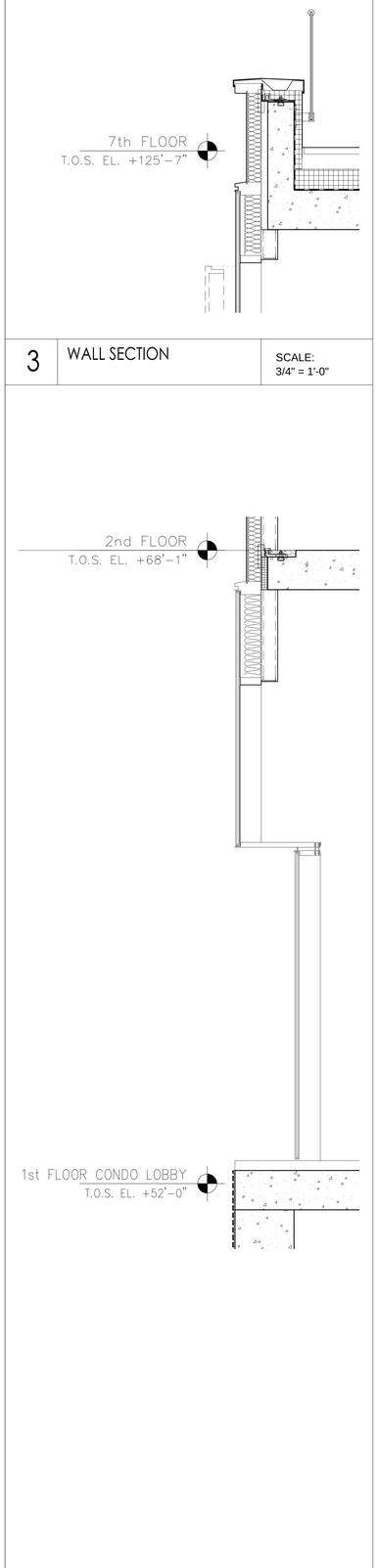


3 WALL SECTION SCALE: 3/4" = 1'-0"

2 WALL SECTION SCALE: 3/4" = 1'-0"

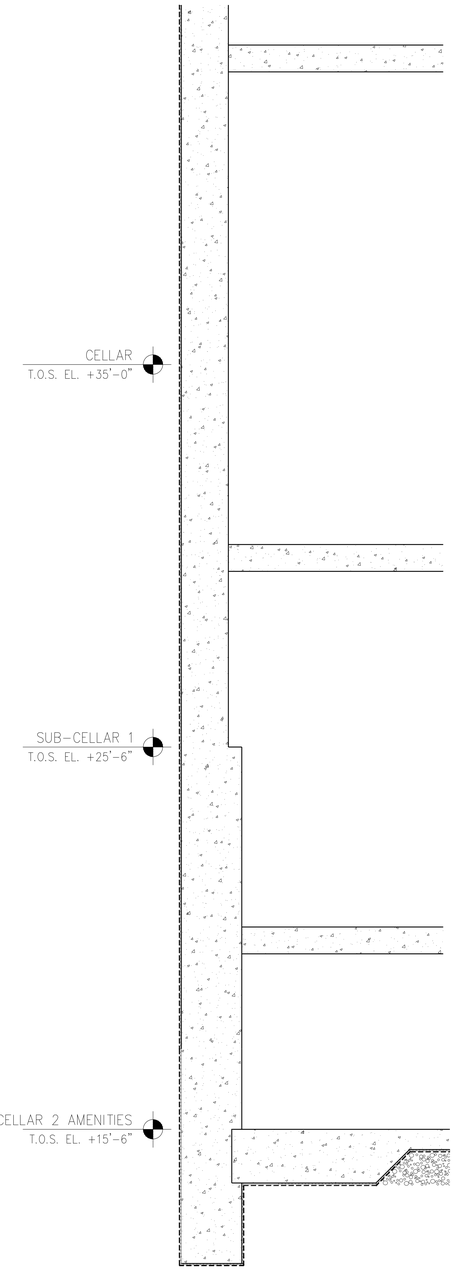


4 WALL SECTION SCALE: 3/4" = 1'-0"

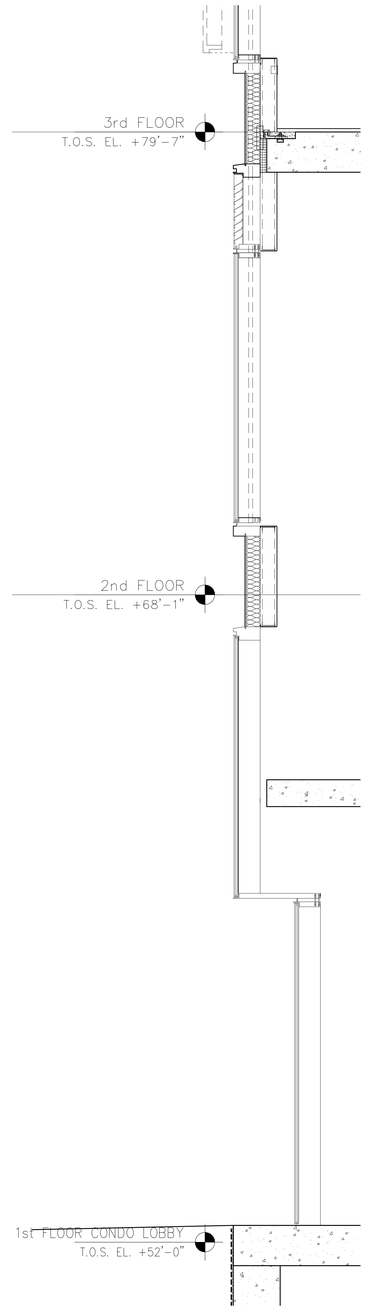


5 WALL SECTION SCALE: 3/4" = 1'-0"

Damian Titus
Buildings
APPROVED
Under Directive 2 of 1975
Date: 03/20/2014:
NYC Development Hub

OWNER:
SNOWPLOW LLC
950 THIRD AVENUE
NEW YORK, NY 10022
TEL.: (212) 486-2000

ARCHITECT OF RECORD:
SLCE*Architects, LLP*
841 BROADWAY
NEW YORK, NY 10003
TEL.: 212-979-8400

DESIGN ARCHITECT:
SOM
14 WALL STREET
NEW YORK, NY 10005
TEL.: 212-298-9336

STRUCTURAL ENGINEER:
DESIMONE
18 WEST 18th STREET
NEW YORK, NY 10011
TEL.: 212-532-2211

MEP ENGINEER:
WSP · FLACK+KURTZ
512 SEVENTH AVENUE
NEW YORK, NY 10011
TEL.: 212-532-9600

BUILDING ENVELOPE CONSULTANT:
GMS
GILSANZ MURRAY STEFICEK LLP
129 WEST 27th STREET
NEW YORK, NY 10001
TEL.: 212-254-0030

INTERIOR ARCHITECT:
DANIEL ROMUALDEZ • ARCHITECTS
119 WEST 23rd STREET
NEW YORK, NY 10011
TEL.: 212-989-8429

LIGHTING DESIGNER:
SBLD STUDIO
132 WEST 36th STREET
NEW YORK, NY 10018
TEL.: 212-391-4230

FACADE MAINTENANCE CONSULTANT:
ENTEK ENGINEERING, LLC
166 AMES STREET
HACKENSACK, NJ 07601
TEL.: 201-820-2801

ELEVATOR CONSULTANT:
vda
5 REGENT STREET
LIVINGSTON, NJ 07039
TEL.: 973-994-9220

GEOTECHNICAL CONSULTANT:
LANGAN ENGINEERING
RIVER DRIVE CENTER 1
ELMWOOD PARK, NJ 07407
TEL.: 201-794-6900

| No: | Date: | Revision: |
|---|---|---|
| | not issued | D.O.B. SUBMITTAL |

NORTH ARROW SCALE 0' 1' 2'

KEY PLAN:

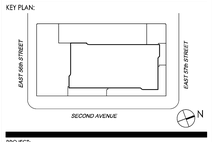


PROJECT:
252 EAST 57th STREET
NEW YORK, NY

TITLE:
BUILDING SECTIONS
NORTH

SEAL & SIGNATURE:

REGISTERED ARCHITECT GLORIA B. OLAS 02020 STATE OF NEW YORK

| | |
|---|---|
| SCALE: | AS SHOWN |
| DATE: | 09-02-11 |
| PROJECT No: | 2011-14 |
| FILE No: | 250 EAST 57th STREET |
| DRAWN BY: | |
| CHECKED BY: | |
| DWG. No.: | A-351.00 |

___ OF ___

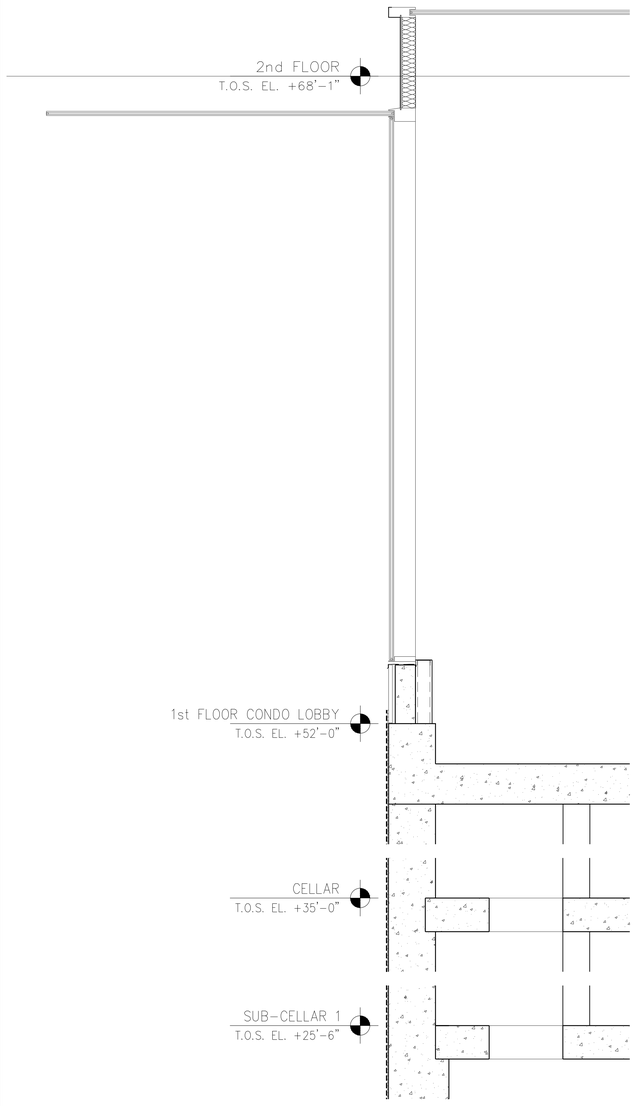


1 WALL SECTION SCALE: 3/4" = 1'-0"

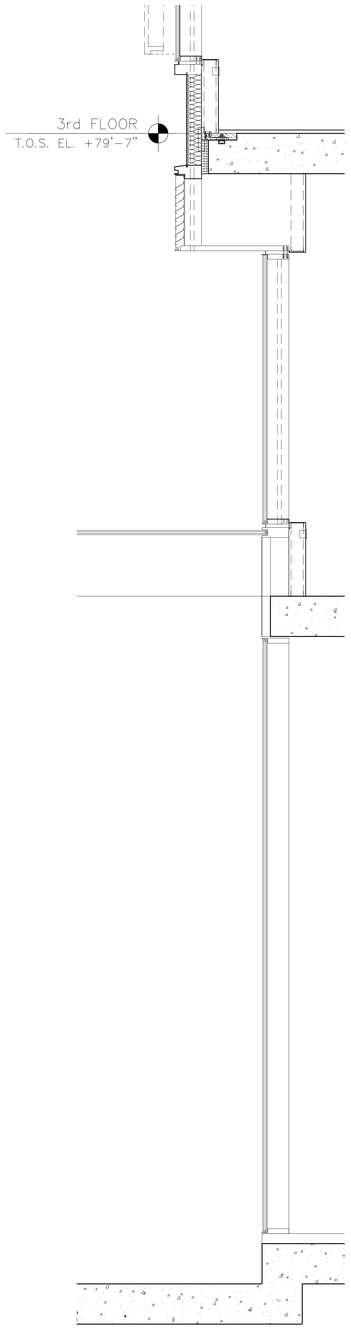


2 WALL SECTION SCALE: 3/4" = 1'-0"

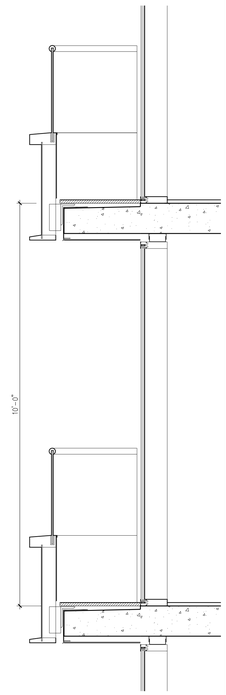


4 WALL SECTION SCALE: 3/4" = 1'-0"

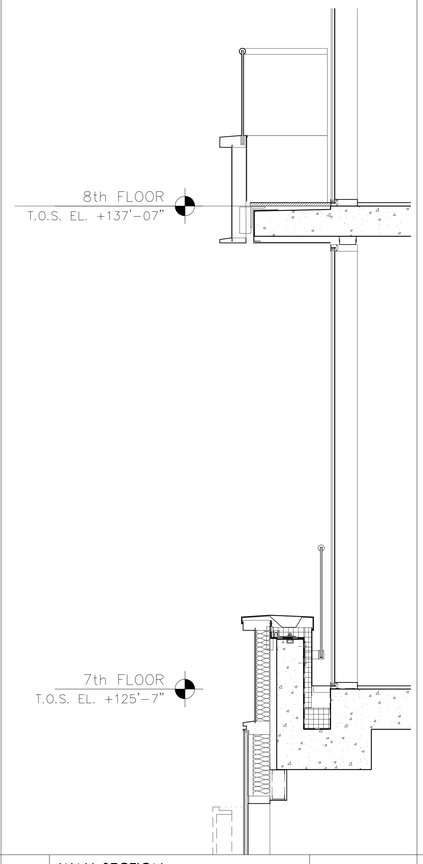


3 WALL SECTION SCALE: 3/4" = 1'-0"

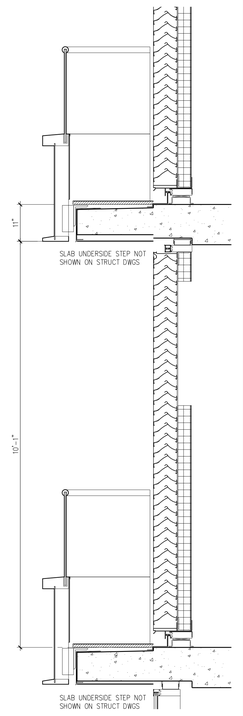


5 WALL SECTION SCALE: 3/4" = 1'-0"

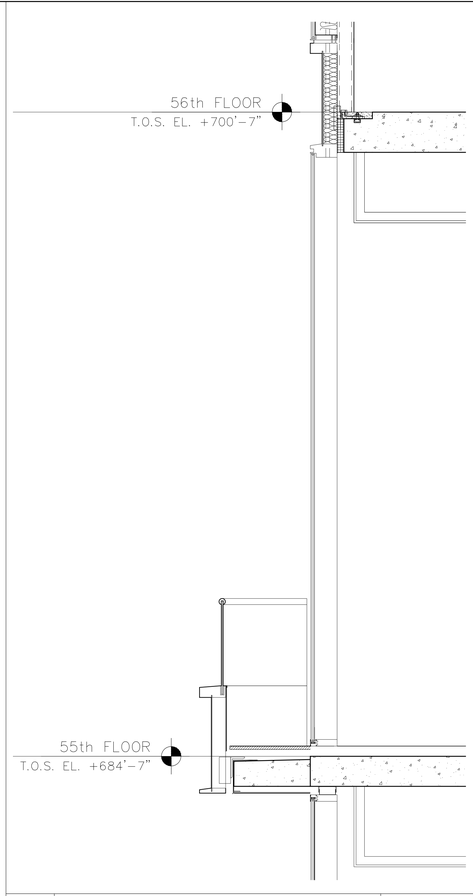


7 WALL SECTION SCALE: 3/4" = 1'-0"

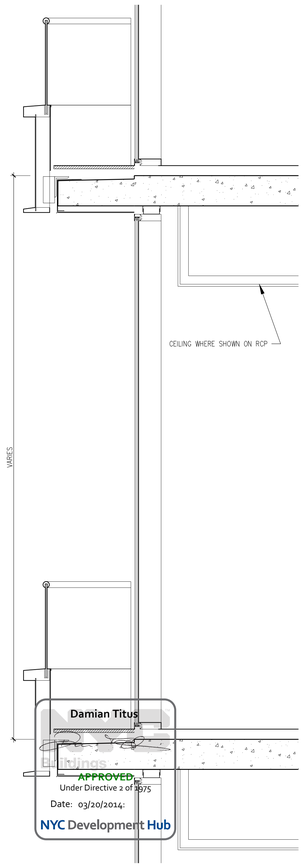


6 WALL SECTION SCALE: 3/4" = 1'-0"

Damian Titus
APPROVED
Under Directive 2 of 1975
Date: 03/20/2014:
NYC Development Hub

OWNER:
SNOWPLOW LLC
950 THIRD AVENUE
NEW YORK, NY 10022
TEL.: (212) 486-2000

ARCHITECT OF RECORD:
SLCE*Architects, LLP*
841 BROADWAY
NEW YORK, NY 10003
TEL.: 212-979-8400

DESIGN ARCHITECT:
SOM
14 WALL STREET
NEW YORK, NY 10005
TEL.: 212-298-9336

STRUCTURAL ENGINEER:
DESIMONE
18 WEST 18th STREET
NEW YORK, NY 10011
TEL.: 212-532-2211

MEP ENGINEER:
WSP · FLACK+KURTZ
512 SEVENTH AVENUE
NEW YORK, NY 10011
TEL.: 212-532-9600

BUILDING ENVELOPE CONSULTANT:
GMS
GILSANZ MURRAY STEFICEK LLP
129 WEST 27th STREET
NEW YORK, NY 10001
TEL.: 212-254-0030

INTERIOR ARCHITECT:
DANIEL ROMUALDEZ • ARCHITECTS
119 WEST 23rd STREET
NEW YORK, NY 10011
TEL.: 212-989-8429

LIGHTING DESIGNER:
SBLD STUDIO
132 WEST 36th STREET
NEW YORK, NY 10018
TEL.: 212-391-4230

FACADE MAINTENANCE CONSULTANT:
ENTEK ENGINEERING, LLC
166 AMES STREET
HACKENSACK, NJ 07601
TEL.: 201-820-2801

ELEVATOR CONSULTANT:
vda
5 REGENT STREET
LIVINGSTON, NJ 07039
TEL.: 973-994-9220

GEOTECHNICAL CONSULTANT:
LANGAN ENGINEERING
RIVER DRIVE CENTER 1
ELMWOOD PARK, NJ 07407
TEL.: 201-794-6900

| No: | Date: | Revision: |
|---|---|---|
| | 10-10-12 | D.OB. SUBMITTAL |

NORTH ARROW SCALE 0' 1' 2'

KEY PLAN:

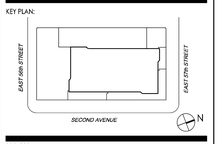


PROJECT:
252 EAST 57th STREET
NEW YORK, NY

TITLE:
BUILDING SECTIONS
NORTH

SEAL & SIGNATURE:

REGISTERED ARCHITECT GLORIA B. OLAS 020201 STATE OF NEW YORK

| | |
|---|---|
| SCALE: | AS SHOWN |
| DATE: | 09-02-11 |
| PROJECT No: | 2011-14 |
| FILE No: | 250 EAST 57th STREET |
| DRAWN BY: | |
| CHECKED BY: | |
| DWG. No.: | A-352.00 |

___ OF ___

BEFF OP BLDGS 121305323 Job Number
E5345160364 Scan Code

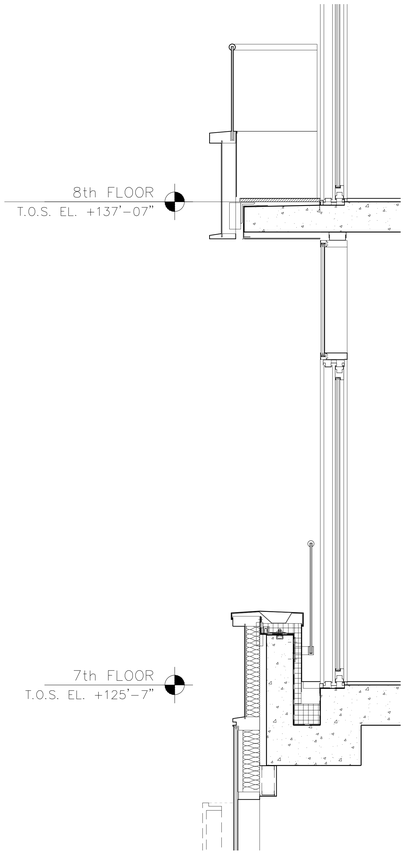


2 WALL SECTION — SCALE: 3/4" = 1'-0"

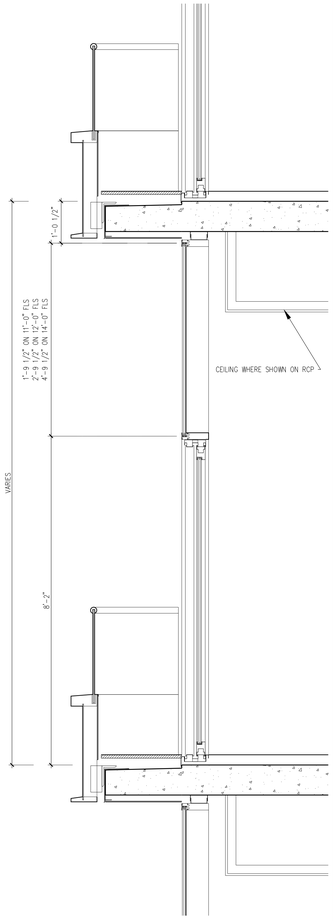


4 WALL SECTION AT CONDO FLOORS — SCALE: 3/4" = 1'-0"

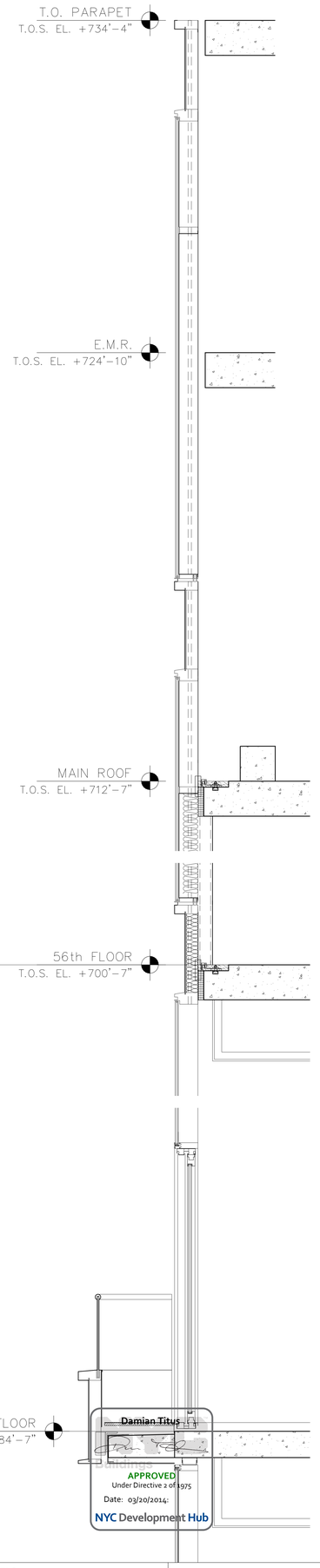


5 WALL SECTION — SCALE: 3/4" = 1'-0"

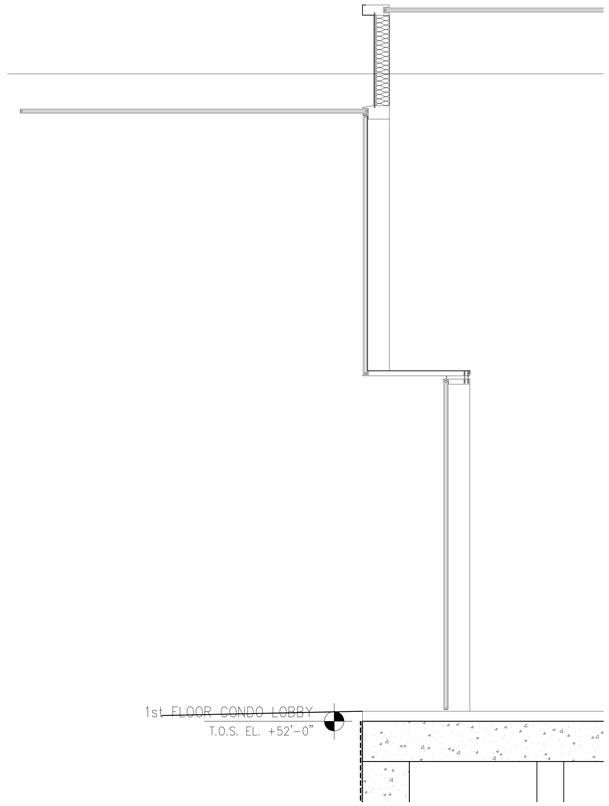


1 WALL SECTION — SCALE: 3/4" = 1'-0"

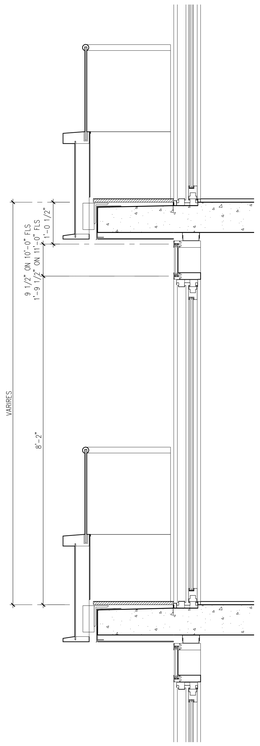


3 WALL SECTION AT RENTAL FLOORS — SCALE: 3/4" = 1'-0"

OWNER:
SNOWPLOW LLC
950 THIRD AVENUE
NEW YORK, NY 10022
TEL.: (212) 486-2000

ARCHITECT OF RECORD:
SLCE*Architects, LLP*
841 BROADWAY
NEW YORK, NY 10003
TEL.: 212-979-8400

DESIGN ARCHITECT:
SOM
14 WALL STREET
NEW YORK, NY 10005
TEL.: 212-298-9336

STRUCTURAL ENGINEER:
DESIMONE
18 WEST 18th STREET
NEW YORK, NY 10011
TEL.: 212-532-2211

MEP ENGINEER:
WSP · FLACK+KURTZ
512 SEVENTH AVENUE
NEW YORK, NY 10011
TEL.: 212-532-9600

BUILDING ENVELOPE CONSULTANT:
GBS
GILSANZ MURRAY STEFICEK LLP
129 WEST 27th STREET
NEW YORK, NY 10001
TEL.: 212-254-0030

INTERIOR ARCHITECT:
DANIEL ROMUALDEZ • ARCHITECTS
119 WEST 23rd STREET
NEW YORK, NY 10011
TEL.: 212-989-8429

LIGHTING DESIGNER:
SBLD STUDIO
132 WEST 36th STREET
NEW YORK, NY 10018
TEL.: 212-391-4230

FACADE MAINTENANCE CONSULTANT:
ENTEK ENGINEERING, LLC
166 AMES STREET
HACKENSACK, NJ 07601
TEL.: 201-820-2801

ELEVATOR CONSULTANT:
vda
5 REGENT STREET
LIVINGSTON, NJ 07039
TEL.: 973-994-9220

GEOTECHNICAL CONSULTANT:
LANGAN ENGINEERING
RIVER DRIVE CENTER 1
ELMWOOD PARK, NJ 07407
TEL.: 201-794-6900

| No: | Date: | Revision: |
|---|---|---|
| | 10-10-12 | D.OB. SUBMITTAL |

NORTH ARROW — SCALE: 0' 1' 2'

KEY PLAN:

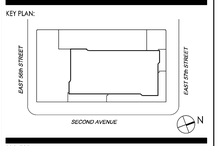


PROJECT:
252 EAST 57th STREET
NEW YORK, NY

TITLE:
BUILDING SECTIONS
NORTH

SEAL & SIGNATURE:

| | |
|---|---|
| SCALE: | AS SHOWN |
| DATE: | 09-05-11 |
| PROJECT No: | 2011-14 |
| FILE No: | 250 EAST 57th STREET |
| DRAWN BY: | |
| CHECKED BY: | |
| DWG. No.: | A-353.00 |

___ OF ___

Damian Titus
Buildings
APPROVED
Under Directive 2 of 1975
Date: 03/20/2014:
NYC Development Hub

COPYRIGHT 2012 SLCE ARCHITECTS, LLP, DESIMONE, SOM, WSP FLACK+KURTZ, GILSANZ MURRAY STEFICEK, DANIEL ROMUALDEZ ARCHITECTS, SBLD STUDIO, ENTEK ENGINEERING, VDA, LANGAN ENGINEERING

DEPT OF BLDGS 121305324 Job Number
E350785585399 Scan Code

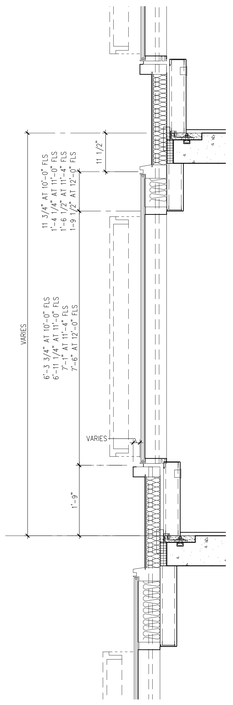


2 WALL SECTION AT CURVE AT RENTAL FLOORS — SCALE: 3/4" = 1'-0"

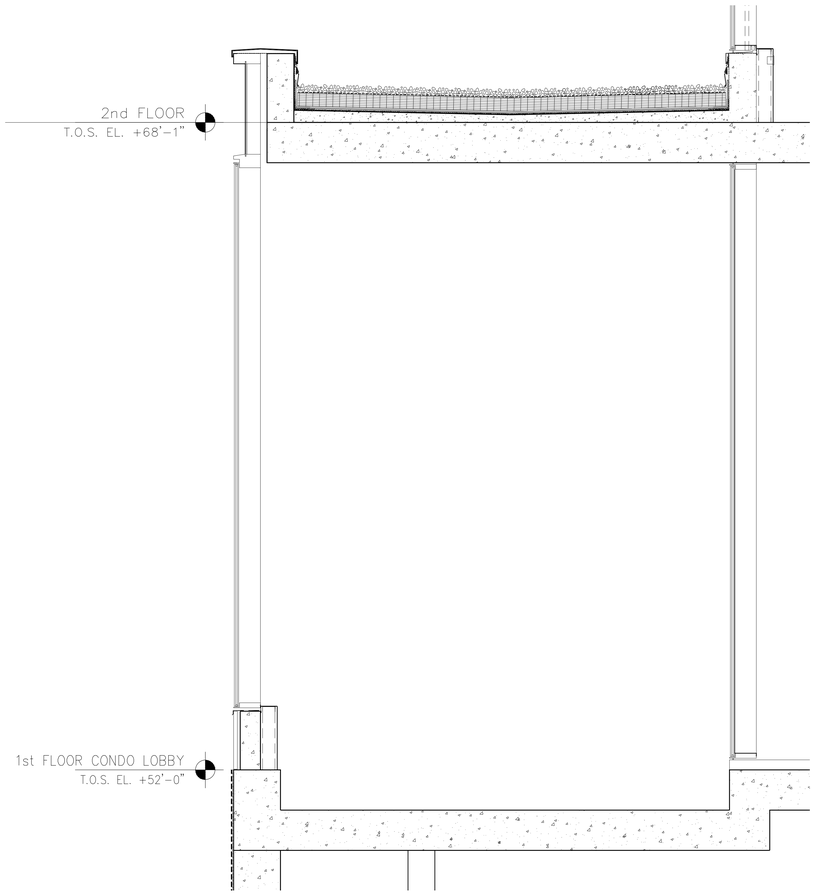


1 WALL SECTION — SCALE: 3/4" = 1'-0"

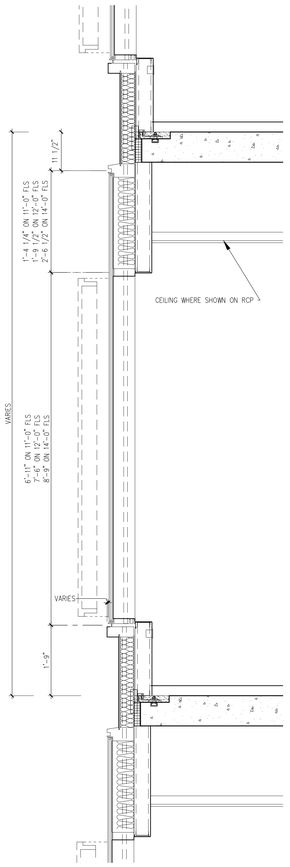


4 WALL SECTION AT CURVE AT CONDO FLOORS — SCALE: 3/4" = 1'-0"

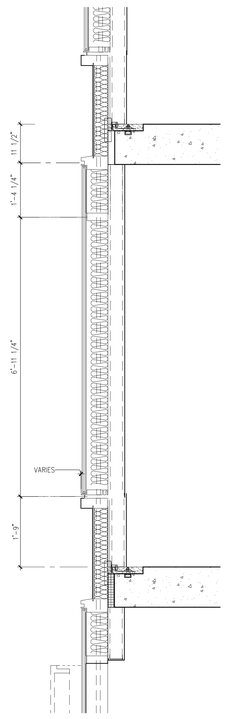


3 WALL SECTION AT CURVE — SCALE: 3/4" = 1'-0"

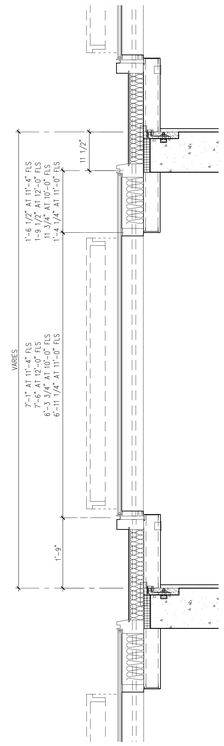


6 WALL SECTION AT RENTAL FLOORS — SCALE: 3/4" = 1'-0"




5 WALL SECTION — SCALE: 3/4" = 1'-0"

Damian Titus
DOB NYC Buildings
APPROVED
Under Directive 3 of 1975
Date: 03/20/2014
NYC Development Hub

OWNER:
SNOWPLOW LLC
950 THIRD AVENUE
NEW YORK, NY 10022
TEL.: (212) 486-2000

ARCHITECT OF RECORD:
SLCE*Architects, LLP*
841 BROADWAY
NEW YORK, NY 10003
TEL.: 212-979-8400

DESIGN ARCHITECT:
SOM
14 WALL STREET
NEW YORK, NY 10005
TEL.: 212-298-9336

STRUCTURAL ENGINEER:
DESIMONE
18 WEST 18th STREET
NEW YORK, NY 10011
TEL.: 212-532-2211

MEP ENGINEER:
WSP · FLACK+KURTZ
512 SEVENTH AVENUE
NEW YORK, NY 10011
TEL.: 212-532-9600

BUILDING ENVELOPE CONSULTANT:
GBS
GILSANZ MURRAY STEFICEK LLP
129 WEST 27th STREET
NEW YORK, NY 10001
TEL.: 212-254-0030

INTERIOR ARCHITECT:
DANIEL ROMUALDEZ • ARCHITECTS
119 WEST 23rd STREET
NEW YORK, NY 10011
TEL.: 212-989-8429

LIGHTING DESIGNER:
SBLD STUDIO
132 WEST 36th STREET
NEW YORK, NY 10018
TEL.: 212-391-4230

FACADE MAINTENANCE CONSULTANT:
ENTEK ENGINEERING, LLC
166 AMES STREET
HACKENSACK, NJ 07601
TEL.: 201-820-2801

ELEVATOR CONSULTANT:
vda
5 REGENT STREET
LIVINGSTON, NJ 07039
TEL.: 973-994-9220

GEOTECHNICAL CONSULTANT:
LANGAN ENGINEERING
RIVER DRIVE CENTER 1
ELMWOOD PARK, NJ 07407
TEL.: 201-794-6900

| No: | Date: | Revision: |
|---|---|---|
| | 10-10-12 | D.OB. SUBMITTAL |

NORTH ARROW — SCALE: 0' 1' 2'

KEY PLAN:
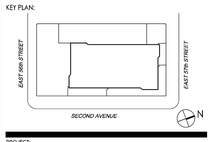


PROJECT:
252 EAST 57th STREET
NEW YORK, NY

TITLE:
BUILDING SECTIONS NORTH

SEAL & SIGNATURE:
REGISTERED ARCHITECT RICHARD D. GLASS STATE OF NEW YORK 029067

| | |
|---|---|
| SCALE: | AS SHOWN |
| DATE: | 09-03-11 |
| PROJECT No: | 2011-14 |
| FILE No: | 250 EAST 57th STREET |
| DRAWN BY: | |
| CHECKED BY: | |
| DWG. No.: | A-354.00 |
| | OF |

THESE DRAWINGS AND SPECIFICATIONS ARE THE PROPERTY AND COPYRIGHT OF SLCE ARCHITECTS, LLP AND SHALL NOT BE REPRODUCED OR COPIED IN ANY FORM OR MANNER WHATSOEVER NOR ARE THEY TO BE ASSIGNED TO ANY THIRD PARTY WITHOUT FIRST OBTAINING THE EXPRESS WRITTEN PERMISSION AND CONSENT OF SLCE ARCHITECTS, LLP.

DEPT OF BLDGS 121305524 Job Number
E2010903526 Work Order

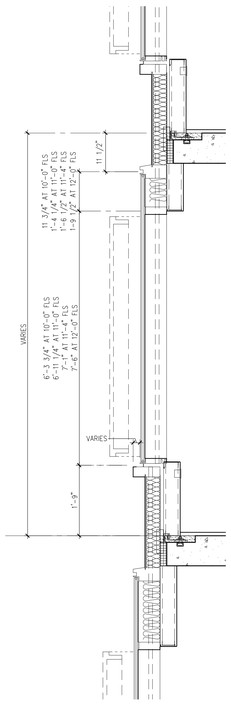


2 WALL SECTION AT CURVE AT RENTAL FLOORS — SCALE: 3/4" = 1'-0"

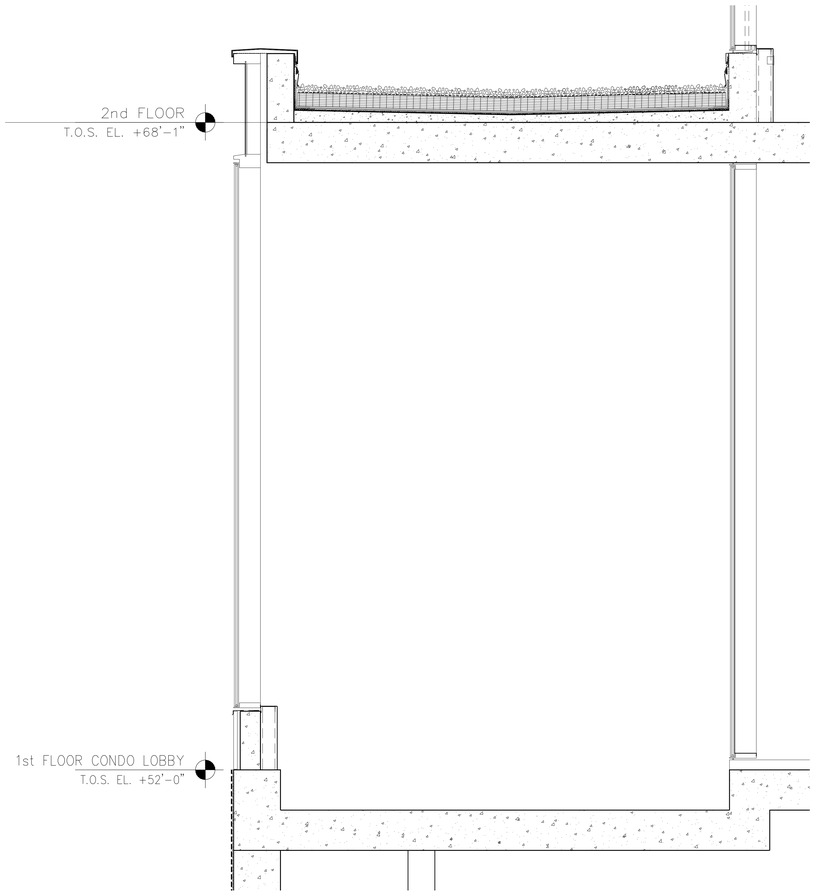


1 WALL SECTION — SCALE: 3/4" = 1'-0"

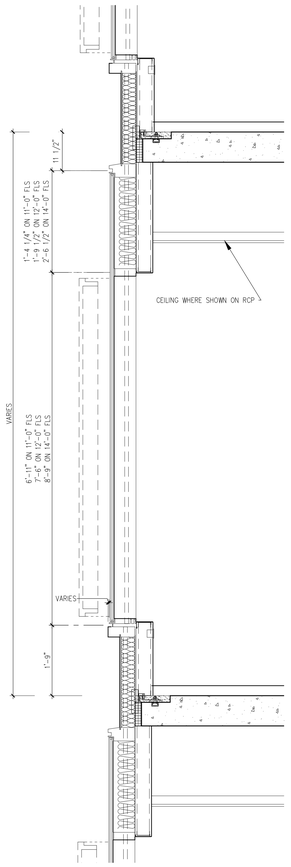


4 WALL SECTION AT CURVE AT CONDO FLOORS — SCALE: 3/4" = 1'-0"

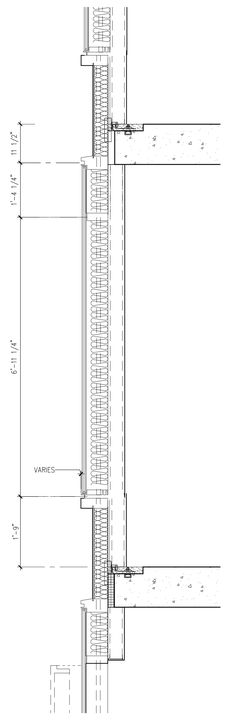


3 WALL SECTION AT CURVE — SCALE: 3/4" = 1'-0"

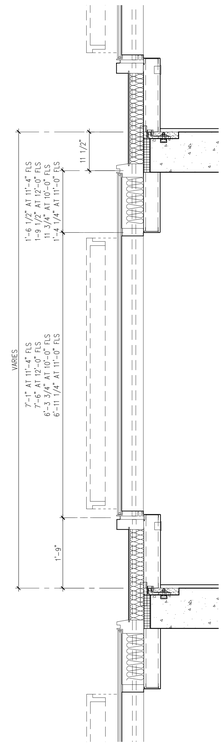


6 WALL SECTION AT RENTAL FLOORS — SCALE: 3/4" = 1'-0"

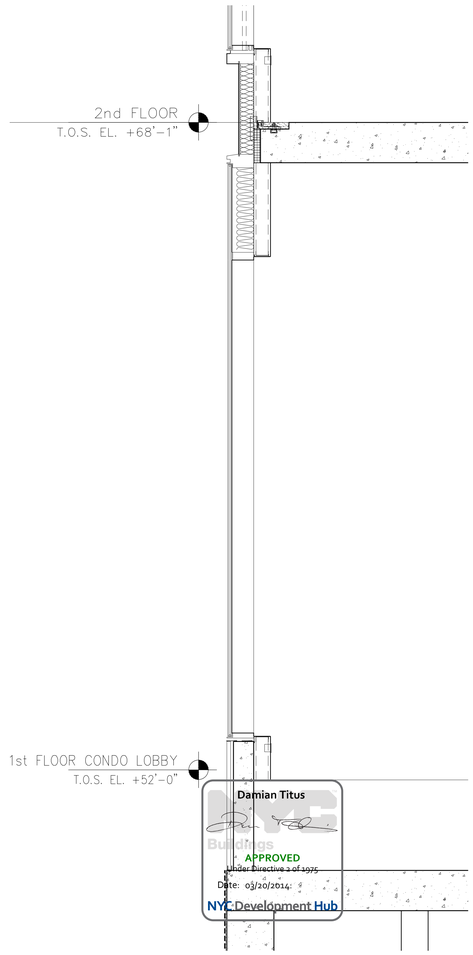


5 WALL SECTION — SCALE: 3/4" = 1'-0"

Damian Titus
DOB Buildings
APPROVED
under Directive 3 of 1975
Date: 03/20/2014
NYC Development Hub

OWNER:
SNOWPLOW LLC
950 THIRD AVENUE
NEW YORK, NY 10022
TEL.: (212) 486-2000

ARCHITECT OF RECORD:
SLCE*Architects, LLP*
841 BROADWAY
NEW YORK, NY 10003
TEL.: 212-979-8400

DESIGN ARCHITECT:
SOM
14 WALL STREET
NEW YORK, NY 10005
TEL.: 212-298-9336

STRUCTURAL ENGINEER:
DESIMONE
18 WEST 18th STREET
NEW YORK, NY 10011
TEL.: 212-532-2211

MEP ENGINEER:
WSP · FLACK+KURTZ
512 SEVENTH AVENUE
NEW YORK, NY 10011
TEL.: 212-532-9600

BUILDING ENVELOPE CONSULTANT:
GBS
GILSANZ MURRAY STEFICEK LLP
129 WEST 27th STREET
NEW YORK, NY 10001
TEL.: 212-254-0030

INTERIOR ARCHITECT:
DANIEL ROMUALDEZ • ARCHITECTS
119 WEST 23rd STREET
NEW YORK, NY 10011
TEL.: 212-989-8429

LIGHTING DESIGNER:
SBLD STUDIO
132 WEST 36th STREET
NEW YORK, NY 10018
TEL.: 212-391-4230

FACADE MAINTENANCE CONSULTANT:
ENTEK ENGINEERING, LLC
166 AMES STREET
HACKENSACK, NJ 07601
TEL.: 201-820-2801

ELEVATOR CONSULTANT:
vda
5 REGENT STREET
LIVINGSTON, NJ 07039
TEL.: 973-994-9220

GEOTECHNICAL CONSULTANT:
LANGAN ENGINEERING
RIVER DRIVE CENTER 1
ELMWOOD PARK, NJ 07407
TEL.: 201-794-6900

| No: | Date: | Revision: |
|---|---|---|
| | 10-10-12 | D.OB. SUBMITTAL |

NORTH ARROW — SCALE: 0' 1' 2'

KEY PLAN:
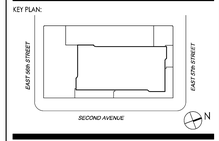


PROJECT:
252 EAST 57th STREET
NEW YORK, NY

TITLE:
BUILDING SECTIONS NORTH

SEAL & SIGNATURE:
REGISTERED ARCHITECT RICHARD D. GLASS STATE OF NEW YORK 029067

| | |
|---|---|
| SCALE: | AS SHOWN |
| DATE: | 09-03-11 |
| PROJECT No: | 2011-14 |
| FILE No: | 250 EAST 57th STREET |
| DRAWN BY: | |
| CHECKED BY: | |
| DWG. No.: | A-355.00 |
| | OF |

THESE DRAWINGS AND SPECIFICATIONS ARE THE PROPERTY AND COPYRIGHT OF SLCE ARCHITECTS, LLP AND SHALL NOT BE REPRODUCED OR COPIED IN ANY FORM OR MANNER WHATSOEVER NOR ARE THEY TO BE ASSIGNED TO ANY THIRD PARTY WITHOUT FIRST OBTAINING THE EXPRESS WRITTEN PERMISSION AND CONSENT OF SLCE ARCHITECTS, LLP.

# PARTITION TYPES

| STUD SIZE: | UL NUMBER | STC | STUD SPACING: 24" O.C. FOR S.H. | 16" O.C. FOR S.H. |
|---|---|---|---|---|
| 1.1 7/8" | METAL FURRING STRIPS, MAXIMUM SPACING 24" O.C. | | | |
| 1.2 1 5/8" | N.A. | 39 | 7'-3" OR LESS | 8'-3" OR LESS |
| 1.3 2 1/2" | N.A. | 39 | 9'-9" OR LESS | 11'-0" OR LESS |
| 1.4 3 5/8" | N.A. | 40 | 12'-9" OR LESS | 14'-6" OR LESS |
| 1.5 4" | N.A. | 40-44 | 13'-9" OR LESS | 15'-9" OR LESS |
| 1.6 6" | N.A. | 40-44 | 15'-0" OR LESS | 20'-0" OR LESS |

SEALANT: N.A. STUD GAUGE: 20

INSULATION: ✳ DESIGNATES BATT INSULATION SAME THICKNESS AS STUD WIDTH

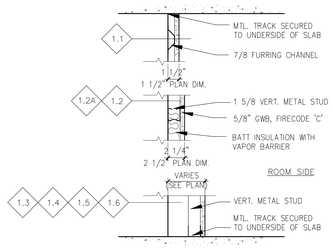


1 GWB FURRING
NO RATING

| STUD SIZE: | UL NUMBER | STC | STUD SPACING: 24" O.C. FOR S.H. | 16" O.C. FOR S.H. |
|---|---|---|---|---|
| 2.1 2 1/2" | N.A. | 40 | 10'-9" OR LESS | 12'-6" OR LESS |
| 2.2 3 5/8" | N.A. | 40-44 | 13'-6" OR LESS | 16'-0" OR LESS |
| 2.3 4" | N.A. | 40-44 | 14'-3" OR LESS | 17'-3" OR LESS |
| 2.4 6" | N.A. | 40-44 | 15'-0" OR LESS | 20'-0" OR LESS |

SEALANT: N.A. STUD GAUGE: 20

INSULATION: ✳ DESIGNATES BATT INSULATION SAME THICKNESS AS STUD WIDTH

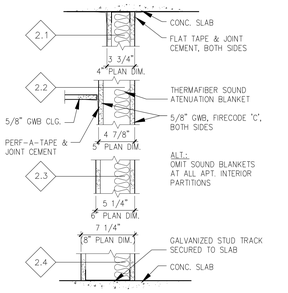


2 GWB PARTITION
NO RATING

| STUD SIZE: | UL NUMBER | STC | STUD SPACING: 24" O.C. FOR S.H. | 16" O.C. FOR S.H. |
|---|---|---|---|---|
| 3.1 2-1/2" | U419 OR U465 | 45-49 | 10'-9" OR LESS | 12'-6" OR LESS |
| 3.2 3-5/8" | U419 OR U465 | 45-49 | 13'-6" OR LESS | 16'-0" OR LESS |
| 3.3 4" | U419 OR U465 | 40-44 | 14'-3" OR LESS | 17'-3" OR LESS |
| 3.4 6" | U419 OR U465 | 40-44 | 15'-0" OR LESS | 20'-0" OR LESS |

SEALANT: YES STUD GAUGE: 20

INSULATION: ✳ DESIGNATES BATT INSULATION SAME THICKNESS AS STUD WIDTH

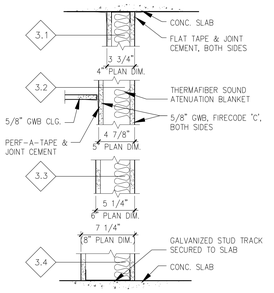


3 GWB PARTITION
1 HR RATING

| STUD SIZE: | UL NUMBER | STC | STUD SPACING: 24" O.C. FOR S.H. | 16" O.C. FOR S.H. |
|---|---|---|---|---|
| 4.1 2-1/2" | U411 OR U419 | 56 | 11'-3" OR LESS | 13'-6" OR LESS |
| 4.2 3-5/8" | U411 OR U419 | 56 | 13'-6" OR LESS | 16'-9" OR LESS |
| 4.3 4" | U411 OR U419 | 56 | 14'-3" OR LESS | 17'-3" OR LESS |
| 4.4 6" | U411 OR U419 | 56 | 15'-0" OR LESS | 20'-0" OR LESS |

SEALANT: YES STUD GAUGE: 20

INSULATION: ✳ DESIGNATES BATT INSULATION SAME THICKNESS AS STUD WIDTH

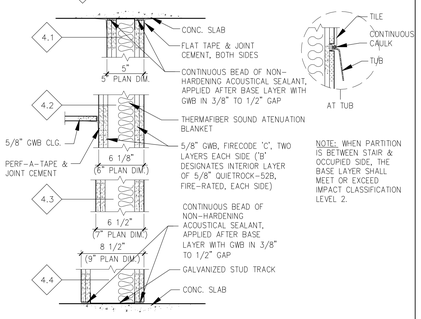


NOTE: WHEN PARTITION IS BETWEEN STAIR & OCCUPIED SIDE, THE BASE LAYER SHALL MEET OR EXCEED IMPACT CLASSIFICATION LEVEL 2.

4 GWB PARTITION
2 HR RATING

| STUD SIZE: | UL NUMBER | STC | STUD SPACING: 24" O.C. FOR S.H. | 16" O.C. FOR S.H. |
|---|---|---|---|---|
| 5.1 2-1/2" | U419 | N.A. | 11'-3" OR LESS | 13'-6" OR LESS |
| 5.2 3-5/8" | U419 | N.A. | 13'-6" OR LESS | 16'-9" OR LESS |
| 5.3 4" | U419 | N.A. | 14'-3" OR LESS | 17'-3" OR LESS |
| 5.4 6" | U419 | N.A. | 15'-0" OR LESS | 20'-0" OR LESS |

SEALANT: YES STUD GAUGE: 20

INSULATION: SOUND ATTENUATION BLANKET SAME THICKNESS AS STUD WIDTH

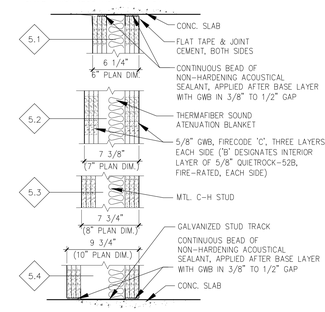


5 GWB PARTITION
3 HR RATING

| STUD SIZE: | UL NUMBER | STC | STUD SPACING: 24" O.C. FOR S.H. | 16" O.C. FOR S.H. |
|---|---|---|---|---|
| 6.1 1-5/8" | U420 | 52 | 11'-6" OR LESS | 13'-3" OR LESS |
| 6.2 2-1/2" | U420 | 52 | 15'-6" OR LESS | 17'-6" OR LESS |
| 6.3 3-5/8" | U420 | 52 | 19'-3" OR LESS | 22'-9" OR LESS |

SEALANT: YES STUD GAUGE: 20

INSULATION: SOUND ATTENUATION BLANKETS SAME THICKNESS AS STUD WIDTH

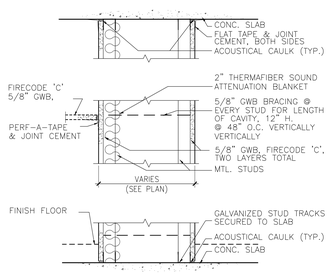


6 CHASE WALL
1 HR RATING

| STUD SIZE: | UL NUMBER | STC | STUD SPACING: 24" O.C. FOR S.H. | 16" O.C. FOR S.H. |
|---|---|---|---|---|
| 7.1 1-5/8" | U420 | 52 | 12'-6" OR LESS | 14'-6" OR LESS |
| 7.2 2-1/2" | U420 | 52 | 16'-0" OR LESS | 19'-0" OR LESS |
| 7.3 3-5/8" | U420 | 52 | 19'-3" OR LESS | 23'-6" OR LESS |

SEALANT: YES STUD GAUGE: 20

INSULATION: SOUND ATTENUATION BLANKETS SAME THICKNESS AS STUD WIDTH

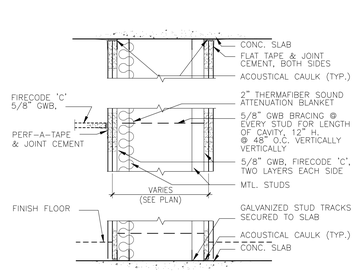


7 CHASE WALL
2 HR RATING

| STUD SIZE: | UL NUMBER | STC | STUD SPACING: 12" O.C. |
|---|---|---|---|
| 8.1 3-5/8" | U411 OR U419 | 52 | |
| | | | |
| | | | |

SEALANT: YES STUD GAUGE: 20

INSULATION: SOUND ATTENUATION BLANKETS SAME THICKNESS AS STUD WIDTH

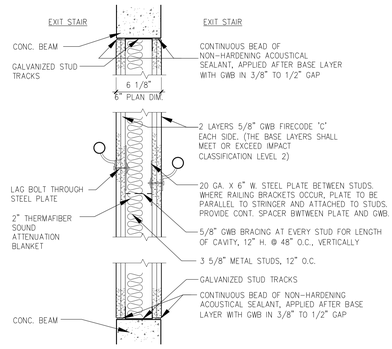


8 STAIR PARTITION
2 HR RATING

| STUD SIZE: | UL NUMBER | STC | C-H STUD SPACING 24" O.C. FOR S.H. | 16" O.C. FOR S.H. |
|---|---|---|---|---|
| 9.1 2-1/2" | U438 | 47 | 11'-7" OR LESS (AT ELEVATOR) | 13'-4" OR LESS |
| 9.2 4" | U438 | 47 | 13'-10" OR LESS (AT ELEVATOR) | 15'-10" OR LESS |
| 9.3 6" | U438 | 47 | 28'-0" OR LESS (AT ELEVATOR) | 26'-3" OR LESS |

SEALANT: YES STUD GAUGE: 20

INSULATION: ✳ DESIGNATES BATT INSULATION SAME THICKNESS AS STUD WIDTH

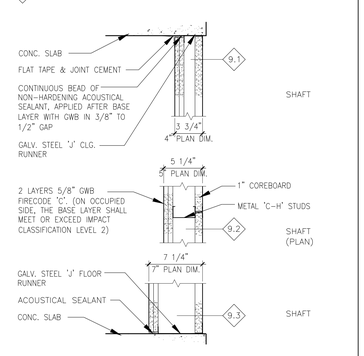


9 ELEVATOR SHAFT ENCLOSURE
2 HR RATING

| STUD SIZE: | UL NUMBER | STC | C-H STUD SPACING 24" O.C. FOR S.H. | 16" O.C. FOR S.H. |
|---|---|---|---|---|
| 10.1 4" | U438 | | 16'-0" OR LESS (AT ELEVATOR) | |
| 10.2 6" | U438 | | 16'-0" OR MORE (AT ELEVATOR) | |
| | U438 | | | |

SEALANT: YES STUD GAUGE: 20

INSULATION: SOUND ATTENUATION BLANKET SAME THICKNESS AS STUD WIDTH

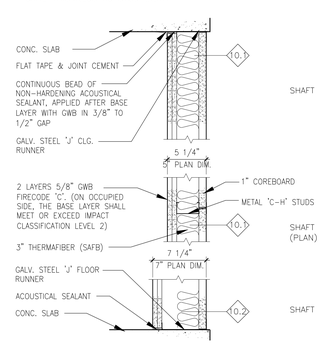


10 ELEVATOR SHAFT ENCLOSURE
2 HR RATING

| CMU SIZE: | UL NUMBER | STC | FIRE RATING HOLLOW | | SOLID | |
|---|---|---|---|---|---|---|
| 4" | N.A. | 44 | 0 HOUR | 14.1 | 1 HOUR | 14.1A |
| 6" | N.A. | 44 | 2 HOUR | 14.2 | 2 HOUR | 14.2A |
| 8" | N.A. | 48 | 3 HOUR | 14.3 | 3 HOUR | 14.3A |
| 10" | N.A. | 55 | 4 HOUR | 14.4 | 4 HOUR | 14.4A |

SEALANT: N.A. STUD GAUGE: N.A.

INSULATION: N.A.

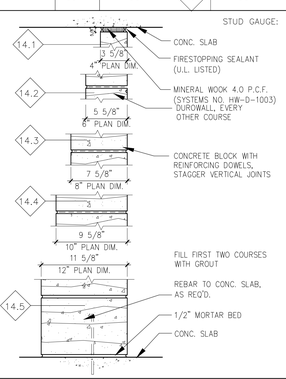


14 CMU WALL

| STUD SIZE: | UL NUMBER | STC | STUD SPACING: 24" O.C. FOR S.H. | 16" O.C. FOR S.H. |
|---|---|---|---|---|
| 15.1 2-1/2" | U419 OR U465 | 45-49 | 10'-9" OR LESS | 12'-6" OR LESS |
| | | | | |
| | | | | |
| | | | | |

SEALANT: YES STUD GAUGE: 20

INSULATION: ✳ DESIGNATES BATT INSULATION SAME THICKNESS AS STUD WIDTH

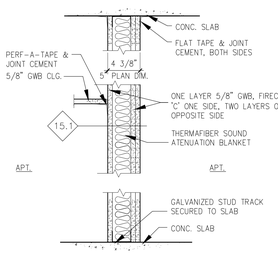


15 GWB PARTITION
1 HR RATING

| STUD SIZE: | UL NUMBER | STC | STUD SPACING: 24" O.C. FOR S.H. | 16" O.C. FOR S.H. |
|---|---|---|---|---|
| 16 2-1/2" | U419 OR U465 | 65+ | | 13'-0" OR LESS |
| | | | | |
| | | | | |
| | | | | |

SEALANT: YES STUD GAUGE: 20

INSULATION: ✳ DESIGNATES BATT INSULATION SAME THICKNESS AS STUD WIDTH

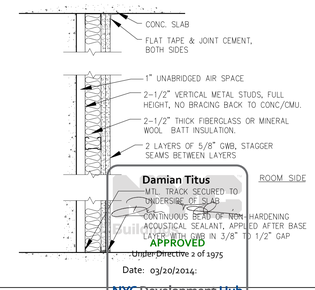


Damian Titus
APPROVED
Under Directive 2 of 1975
Date: 03/20/2014
NYC Development Hub

16 GWB FURRING-ACOUSTICAL
NO RATING

| STUD SIZE: | UL NUMBER | STC | C STUD SPACING 24" O.C. FOR S.H. | 16" O.C. FOR S.H. |
|---|---|---|---|---|
| 11 1 5/8" | U505 | 34 | | |
| | | | | |
| | | | | |

SEALANT: YES STUD GAUGE: 20

INSULATION: --

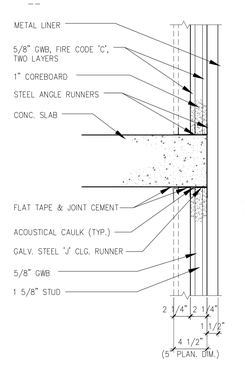


11 VENT SHAFT
2 HR RATING

| STUD SIZE: | UL NUMBER | STC | C STUD SPACING 24" O.C. FOR S.H. | 16" O.C. FOR S.H. |
|---|---|---|---|---|
| 12 1 5/8" | U415 | | | |
| | | | | |
| | | | | |

SEALANT: YES STUD GAUGE: 20

INSULATION: --

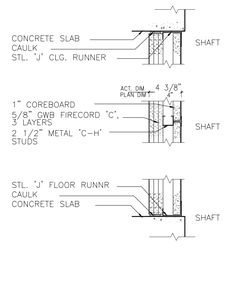


12 SHAFT WALL (TRASH CHUTE)
3 HR RATING


OWNER:
SNOWPLOW LLC
950 THIRD AVENUE
NEW YORK, NY 10022
TEL.: (212) 486-2000

ARCHITECT OF RECORD:
SLCE*Architects, LLP*
841 BROADWAY
NEW YORK, NY 10003
TEL.: 212-979-8400

DESIGN ARCHITECT:
SOM
14 WALL STREET
NEW YORK, NY 10005
TEL.: 212-298-9336

STRUCTURAL ENGINEER:
DESIMONE
16 WEST 16th STREET
NEW YORK, NY 10011
TEL.: 212-532-2211

MEP ENGINEER:
WSP • FLACK+KURTZ
512 SEVENTH AVENUE
NEW YORK, NY 10011
TEL.: 212-532-9600

BUILDING ENVELOPE CONSULTANT:
GMS
GILSANZ MURRAY STEFICEK LLP
129 WEST 27th STREET
NEW YORK, NY 10001
TEL.: 212-254-0030

INTERIOR ARCHITECT:
DANIEL ROMUALDEZ ARCHITECTS
119 WEST 23rd STREET
NEW YORK, NY 10011
TEL.: 212-989-8429

LIGHTING DESIGNER:
SBLD STUDIO
132 WEST 36th STREET
NEW YORK, NY 10018
TEL.: 212-391-4230

FACADE MAINTENANCE CONSULTANT:
ENTEK ENGINEERING, LLC
166 AMES STREET
HACKENSACK, NJ 07601
TEL.: 201-820-2801

ELEVATOR CONSULTANT:
vda
5 REGENT STREET
LIVINGSTON, NJ 07039
TEL.: 973-994-9220

GEOTECHNICAL CONSULTANT:
LANGAN ENGINEERING
RIVER DRIVE CENTER 1
ELMWOOD PARK, NJ 07407
TEL.: 201-794-6900


| No: | Date: | Revision: |
|---|---|---|
| | 10-10-12 | D.O.B. SUBMITTAL |
| | 04-20-12 | 100% DD |

NORTH ARROW | SCALE

KEY PLAN:

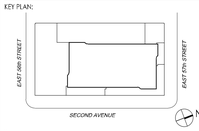


PROJECT:
252 EAST 57th STREET
NEW YORK, NY

TITLE:
PARTITION TYPES

SEAL & SIGNATURE:

REGISTERED ARCHITECT JOSHUA B. GUY 029020 STATE OF NEW YORK

| | |
|---|---|
| SCALE: | AS SHOWN |
| DATE: | 09-02-11 |
| PROJECT No: | 2011-14 |
| FILE No: | 250 EAST 57th STREET |
| DRAWN BY: | |
| CHECKED BY: | |
| DWG. No.: | A-401.00 |

___ OF ___

DEPT OF BLDGS 121303523 Job Number
B2B0677R0R6 Work Order

# PARTITION DETAILS

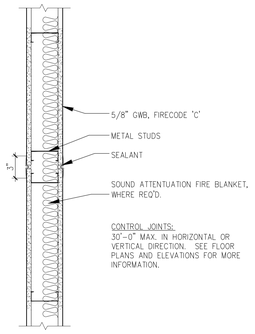


A TYP. CONTROL JOINT
1 HR RATING

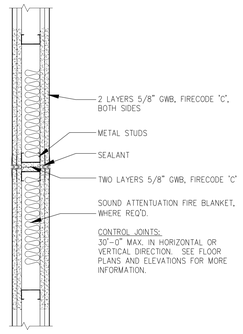


B TYP. CONTROL JOINT
2 HR RATING

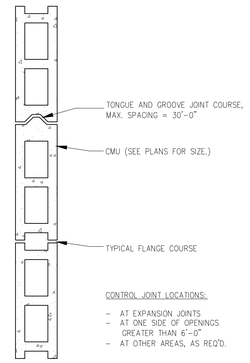


C TYP. CMU CONTROL JOINT

# NOTES

1. ALL GWB TO BE TYPE 'C', 5/8" THICK UNLESS OTHERWISE NOTED.
2. ALL DIMENSIONS ARE TO FACE OF GWB.
3. ALL STUDS TO BE 20 GA.
4. ALL GWB TO BE FULL HEIGHT FROM TOP OF SLAB TO UNDERSIDE OF SLAB. PROVIDE ADDITIONAL LAYER OR LAYERS OF GWB, AS REQUIRED FOR PARTITION ALIGNMENT.
5. REFER TO MANUFACTURER'S DATA TO CONFIRM STUD SIZE AND GAUGE TO MEET REQUIREMENTS OF THE ARCHITECTURAL SPECIFICATIONS.
6. STUD SPACING TO BE 12" O.C. AT KITCHEN CABINET LOCATIONS.
7. TUB AND SHOWER SURROUNDS: ALL STUDS 12" O.C. WITH 'DENS SHIELD." ALL OTHER BATHROOM WALL STUDS 16" O.C. WITH "HUMITEK."
8. PROVIDE 'DENS ARMOR' OR 'HUMITEK' AT INTERIOR FACE OF VENTS, SHAFTS, MECHANICAL SHAFTS, CHASE WALLS, DUCTS, AND ANY CONCEALED SPACES SUBJECT TO MOISTURE.
9. PROVIDE WATER-RESISTANT GWB AT ALL LAUNDRY / UTILITY CLOSETS, PANTRIES, LOCKER ROOMS, AND MECHANICAL ROOMS..
10. PROVIDE 20 GA. STEEL GROUNDS, 6" HIGH X LENGTH NOTED, BEHIND ALL HANGING CABINETS, RAILINGS AND GRAB BARS. STEEL GROUNDS MUST EXTEND FULL LENGTH BEHIND HANGING CABINETS, MUST CONNECT TWO STUDS AT RAILINGS AND GRAB BARS. GROUNDS MUST BE PROVIDED FOR ALL FUTURE HANDICAPPED GRAB BARS.
11. FURRING AT COLUMNS AND CONCRETE MASONRY WALLS TO BE 1 5/8" METAL STUDS @ 24" O.C. WITH 5/8" GWB, UNLESS OTHERWISE NOTED. PROVIDE BATT INSULATION WITH VAPOR BARRIER AT ALL FURRING AT PERIMETER AND EXTERIOR WALLS AND COLUMNS.
12. FOR TILE INFORMATION, SEE FINISH SCHEDULE.
13. FOR BASE AND FLOORING INFORMATION, SEE FINISH SCHEDULE.
14. FOR GWB CEILING INFORMATION, SEE REFLECTED CEILING PLANS.
15. FILL ALL VOIDS BETWEEN TOP OF WALLS AND UNDERSIDE OF FLOOR CONSTRUCTION WITH FIRESTOPPING. BSA NOS. ARE U.S. GYPSUM.
16. SOUND ATTENUATION INSULATION:
    AT ALL BATHROOM PARTITIONS
    ELEVATOR WALLS
    APARTMENT DEMISING WALLS
    BETWEEN ALL BEDROOMS AND OTHER ROOMS

Damian Titus
NYC Buildings
APPROVED
Under Directive 2 of 1975
Date: 03/20/2014:
NYC Development Hub

OWNER:
SNOWPLOW LLC
950 THIRD AVENUE
NEW YORK, NY 10022
TEL.: (212) 486-2000

ARCHITECT OF RECORD:
SLCE*Architects, LLP*
841 BROADWAY
NEW YORK, NY 10003
TEL.: 212-979-8400

DESIGN ARCHITECT:
SOM
14 WALL STREET
NEW YORK, NY 10005
TEL.: 212-298-9336

STRUCTURAL ENGINEER:
DESIMONE
16 WEST 18th STREET
NEW YORK, NY 10011
TEL.: 212-532-2211

MEP ENGINEER:
WSP • FLACK+KURTZ
512 SEVENTH AVENUE
NEW YORK, NY 10011
TEL.: 212-532-9600

BUILDING ENVELOPE CONSULTANT:
GBS
GILSANZ MURRAY STEFICEK LLP
129 WEST 27th STREET
NEW YORK, NY 10001
TEL.: 212-254-0030

INTERIOR ARCHITECT:
DANIEL ROMUALDEZ • ARCHITECTS
119 WEST 23rd STREET
NEW YORK, NY 10011
TEL.: 212-989-8429

LIGHTING DESIGNER:
SBLD STUDIO
132 WEST 36th STREET
NEW YORK, NY 10018
TEL.: 212-391-4230

FACADE MAINTENANCE CONSULTANT:
ENTEK ENGINEERING, LLC
166 AMES STREET
HACKENSACK, NJ 07601
TEL.: 201-820-2801

ELEVATOR CONSULTANT:
vda
5 REGENT STREET
LIVINGSTON, NJ 07039
TEL.: 973-994-9220

GEOTECHNICAL CONSULTANT:
LANGAN ENGINEERING
RIVER DRIVE CENTER 1
ELMWOOD PARK, NJ 07407
TEL.: 201-794-6900

| No: | Date: | Revision: |
|---|---|---|
| | 10-10-12 | D.O.B. SUBMITTAL |
| | 04-20-12 | 100% DD |

NORTH ARROW | SCALE

KEY PLAN:

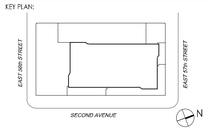


PROJECT:
252 EAST 57th STREET
NEW YORK, NY

TITLE:
PARTITION TYPES

SEAL & SIGNATURE:
REGISTERED ARCHITECT RICHARD D. GLAS 029026 STATE OF NEW YORK

| | |
|---|---|
| SCALE: | AS SHOWN |
| DATE: | 09-02-11 |
| PROJECT No: | 2011-14 |
| FILE No: | 250 EAST 57th STREET |
| DRAWN BY: | |
| CHECKED BY: | |
| DWG. No.: | A-402.00 |

OF

DEPT OF BLDGS 123535323 Job Number
B3443710475 Work Order

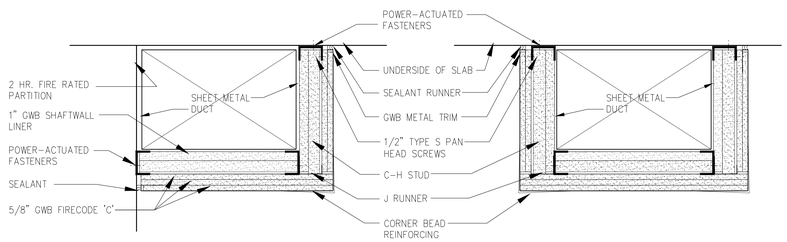


## SECTION @ HORIZONTAL DUCT WITH FIRE PROTECTION

2 HR. FIRE RATING
BSA CAL. #277-83-SM

1 DUCTS — SCALE: NONE

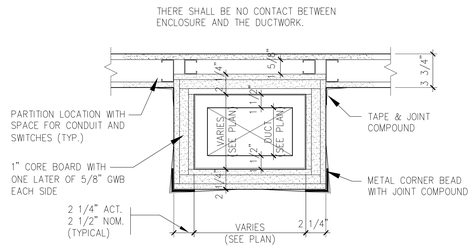


## SHAFTWALL - METAL LINER

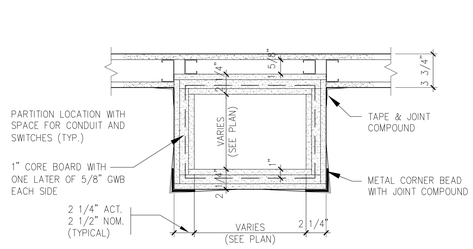


## SHAFTWALL - NO METAL LINER

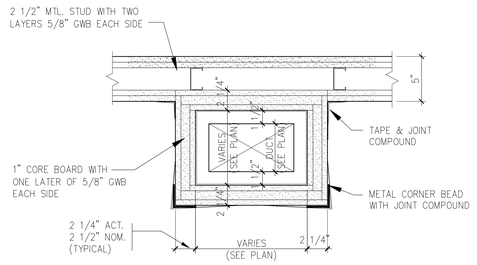


## DUCT AT CORRIDOR

2 SHAFTS — SCALE: NONE

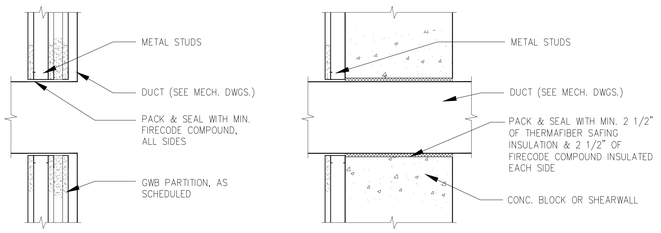


## HORIZONTAL DUCT PENETRATIONS

3 PENETRATIONS — SCALE: NONE

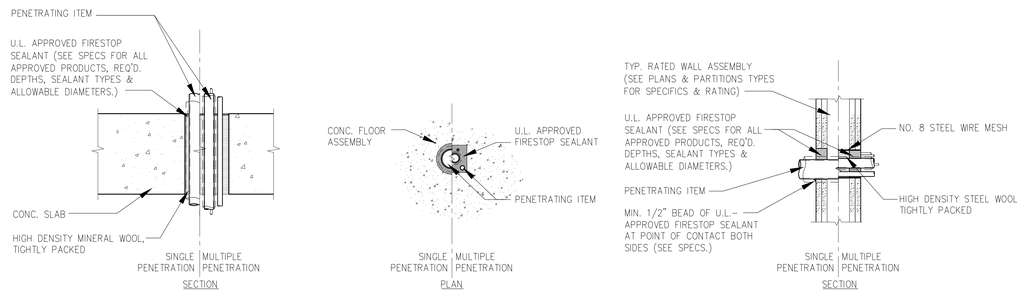


## TYP. FIRESTOPPING @ THROUGH FLOOR & WALL PIPE PENERATIONS

4 PENETRATIONS — SCALE: NONE

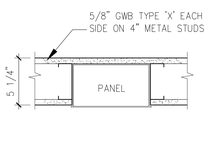


## RECESSED ELECTRICAL PANEL BOX

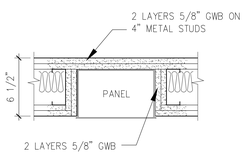


## RECESSED TELEPHONE / ELECTRICAL PANEL @ 2 HR. RATED WALLS

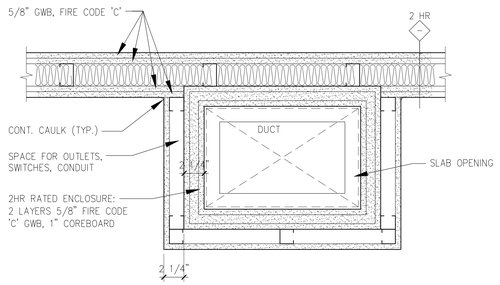


## DUCT DETAIL AT RATED PARTITION

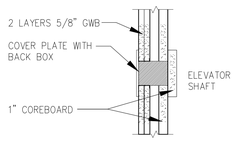


## TYP. ELEVATOR CONTROL / INDICATOR BOX DETAIL

5 PENETRATIONS — SCALE: NONE

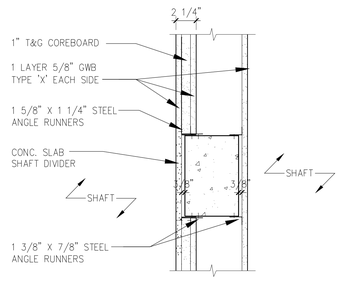


## BACK TO BACK SHAFTS

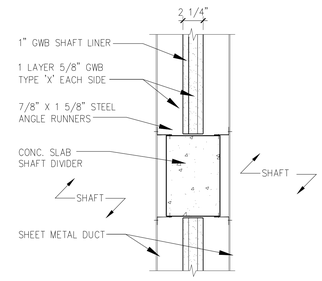


## BACK TO BACK SHEET METAL SHAFTS

6 SHAFTS

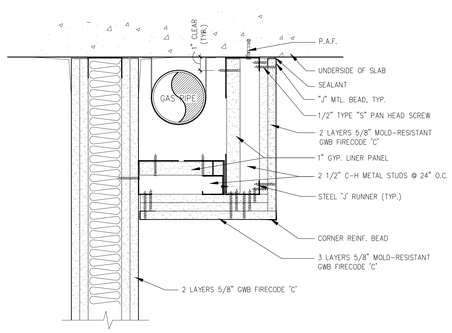


7 GAS PIPE FIRE PROTECTION (HORIZ. & VERT.)
2 HR. FIRE RATING: U.L. DESIGN U415, B.S.A. CAL. #277-83-SM — SCALE: 3" = 1-0"

Damian Titus
NYC Buildings
APPROVED
Under Directive 2 of 1975
Date: 03/20/2014:
NYC Development Hub

OWNER:
SNOWPLOW LLC
950 THIRD AVENUE
NEW YORK, NY 10022
TEL.: (212) 486-2000

ARCHITECT OF RECORD:
SLCE*Architects, LLP*
841 BROADWAY
NEW YORK, NY 10003
TEL.: 212-979-8400

DESIGN ARCHITECT:
SOM
14 WALL STREET
NEW YORK, NY 10005
TEL.: 212-298-9336

STRUCTURAL ENGINEER:
DESIMONE
16 WEST 16th STREET
NEW YORK, NY 10011
TEL.: 212-532-2211

MEP ENGINEER:
WSP • FLACK+KURTZ
512 SEVENTH AVENUE
NEW YORK, NY 10011
TEL.: 212-532-9600

BUILDING ENVELOPE CONSULTANT:
GVS
GILSANZ MURRAY STEFICEK LLP
129 WEST 27th STREET
NEW YORK, NY 10001
TEL.: 212-254-0030

INTERIOR ARCHITECT:
DANIEL ROMUALDEZ • ARCHITECTS
119 WEST 23rd STREET
NEW YORK, NY 10011
TEL.: 212-989-8429

LIGHTING DESIGNER:
SBLD STUDIO
132 WEST 36th STREET
NEW YORK, NY 10018
TEL.: 212-391-4230

FACADE MAINTENANCE CONSULTANT:
ENTEK ENGINEERING, LLC
166 AMES STREET
HACKENSACK, NJ 07601
TEL.: 201-820-2801

ELEVATOR CONSULTANT:
vda
5 REGENT STREET
LIVINGSTON, NJ 07039
TEL.: 973-994-9220

GEOTECHNICAL CONSULTANT:
LANGAN ENGINEERING
RIVER DRIVE CENTER 1
ELMWOOD PARK, NJ 07407
TEL.: 201-794-6900

| No: | Date: | Revision: |
|---|---|---|
| | 10-10-12 | D.O.B. SUBMITTAL |

NORTH ARROW | SCALE

KEY PLAN:

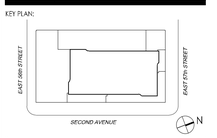


PROJECT:
252 EAST 57th STREET
NEW YORK, NY

TITLE:
DETAILS

SEAL & SIGNATURE:

| | |
|---|---|
| SCALE: | AS SHOWN |
| DATE: | 09-03-11 |
| PROJECT No: | 2011-14 |
| FILE No: | 250 EAST 57th STREET |
| DRAWN BY: | |
| CHECKED BY: | |
| DWG. No.: | A-405.00 |
| | ___ OF ___ |

DEPT OF BLDGS 121303525 Job Number
E350458943212 Scan Code

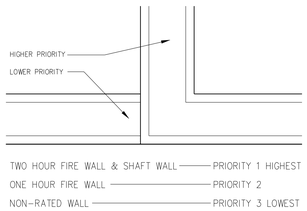


PARTITION & WALL PRIORITY LEGEND

## 1 PARTITION RATINGS

SCALE: NONE

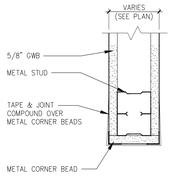


PARTITION END DETAIL

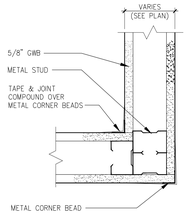


CORNER DETAIL

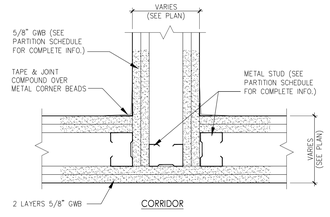


FIRE RATED WALL CONNECTIONS @ CORRIDOR WALLS

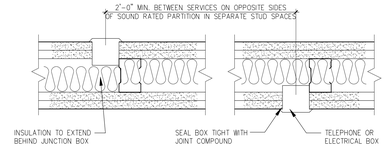


PLAN OF ADJACENT ELECTRICAL BOXES

## 2 DRYWALL DETAILS

SCALE: NONE

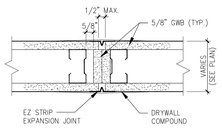


1-HR FIRE RATING

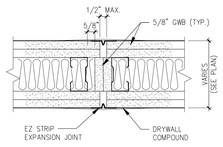


2-HR FIRE RATING

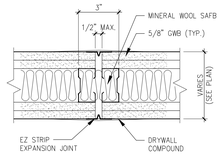


2-HR FIRE RATING
47 STC

## 4 DRYWALL CONTROL JOINTS

SCALE: NONE

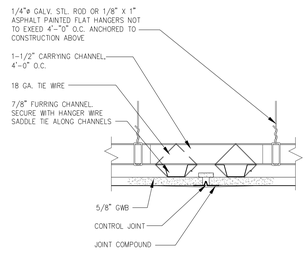


## 5 DRYWALL CEILING DETAIL

SCALE: NONE

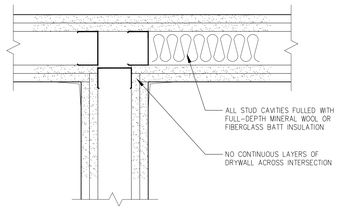


TYPICAL INTERSECTION FOR SOUND-CRITICAL PARTITION

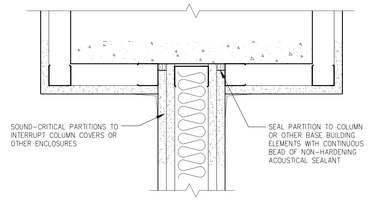


PARTITION INTERSECTION WITH COLUMN OR OTHER BASE BUILDING ELEMENT

## 6 DRYWALL DETAILS

SCALE: NONE

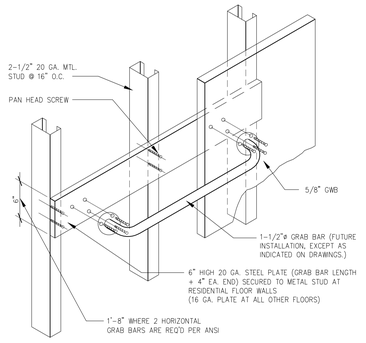


SEE BATHROOM ELEVATIONS FOR LOCATIONS

## 7 PLATE FOR FUTURE & ACTUAL GRAB BAR INSTALLATION AT METAL STUD WALL

SCALE: NONE

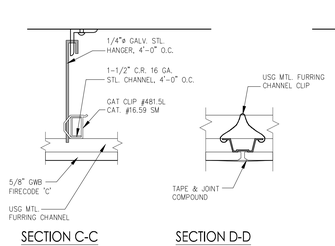


SECTION C-C




SECTION D-D

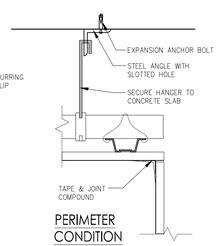


PERIMETER CONDITION

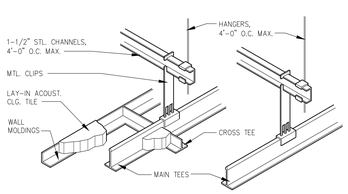


TYPICAL LAY-IN ACOUSTICAL CEILING TILE DETAIL
SEE FINISH SCHEDULE

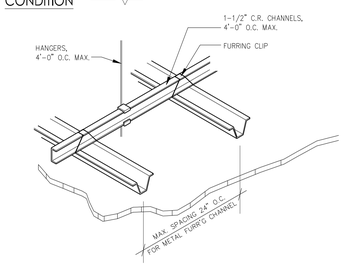


GYPSUM WALLBOAD HUNG CEILING DETAIL
SEE FINISH SCHEDULE

## 10 CEILING DETAILS

SCALE: NONE

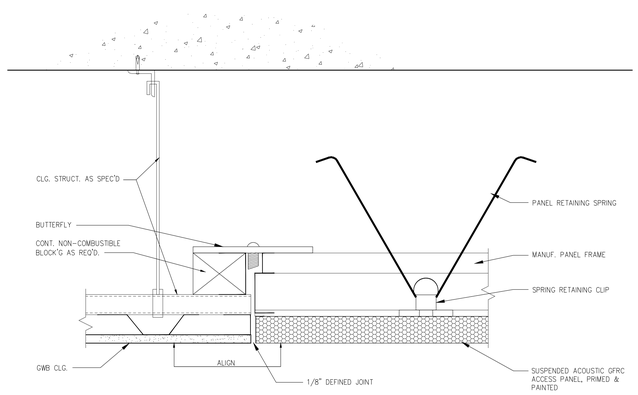


## 10 CEILING ACCESS PANEL

Damian Titus
Buildings
APPROVED
Under Directive 2 of 1975
Date: 03/20/2014:
NYC Development Hub

OWNER:
SNOWPLOW LLC
950 THIRD AVENUE
NEW YORK, NY 10022
TEL.: (212) 486-2000

ARCHITECT OF RECORD:
SLCE*Architects, LLP*
841 BROADWAY
NEW YORK, NY 10003
TEL.: 212-979-8400

DESIGN ARCHITECT:
SOM
14 WALL STREET
NEW YORK, NY 10005
TEL.: 212-298-9336

STRUCTURAL ENGINEER:
DESIMONE
16 WEST 16th STREET
NEW YORK, NY 10011
TEL.: 212-532-2211

MEP ENGINEER:
WSP • FLACK+KURTZ
512 SEVENTH AVENUE
NEW YORK, NY 10011
TEL.: 212-532-9600

BUILDING ENVELOPE CONSULTANT:
GILSANZ MURRAY STEFICEK LLP
129 WEST 27th STREET
NEW YORK, NY 10001
TEL.: 212-254-0030

INTERIOR ARCHITECT:
DANIEL ROMUALDEZ • ARCHITECTS
119 WEST 23rd STREET
NEW YORK, NY 10011
TEL.: 212-989-8429

LIGHTING DESIGNER:
SBLD STUDIO
132 WEST 36th STREET
NEW YORK, NY 10018
TEL.: 212-391-4230

FACADE MAINTENANCE CONSULTANT:
ENTEK ENGINEERING, LLC
166 AMES STREET
HACKENSACK, NJ 07601
TEL.: 201-820-2801

ELEVATOR CONSULTANT:
vda
5 REGENT STREET
LIVINGSTON, NJ 07039
TEL.: 973-994-9220

GEOTECHNICAL CONSULTANT:
LANGAN ENGINEERING
RIVER DRIVE CENTER 1
ELMWOOD PARK, NJ 07407
TEL.: 201-794-6900

| No: | Date: | Revision: |
|---|---|---|
| | 10-10-12 | D.O.B. SUBMITTAL |

NORTH ARROW | SCALE

KEY PLAN:

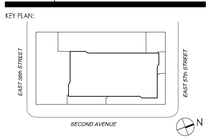


PROJECT:
252 EAST 57th STREET
NEW YORK, NY

TITLE:
DETAILS

SEAL & SIGNATURE:

REGISTERED ARCHITECT RICHARD D. OLSEN 029026 STATE OF NEW YORK

| | |
|---|---|
| SCALE: | AS SHOWN |
| DATE: | 09-02-11 |
| PROJECT No: | 2011-14 |
| FILE No: | 250 EAST 57th STREET |
| DRAWN BY: | |
| CHECKED BY: | |
| DWG. No.: | A-406.00 |
| | OF |

DEPT OF BLDGS 121305525 Job Number
E350702529DB Work Order

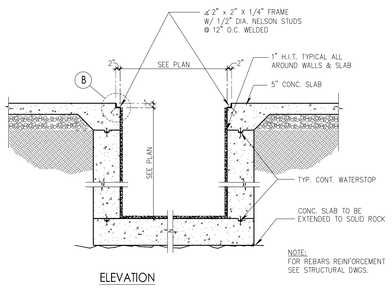


ELEVATION

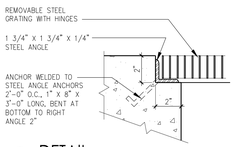


B DETAIL
SCALE: 3" = 1'

## 1 SUMP PIT

SCALE: NONE

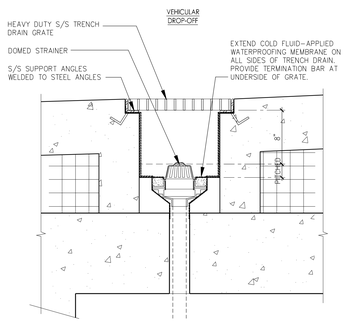


## 2 TRENCH DRAIN

SCALE: NONE

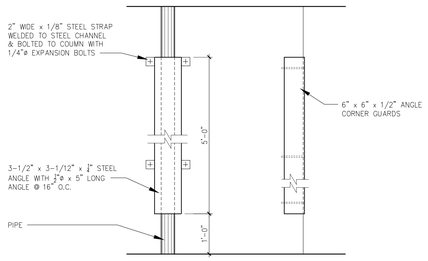


ELEVATION

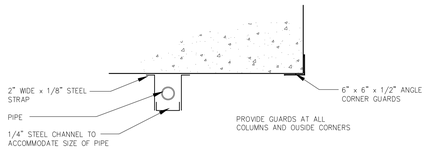


PLAN

## 3 PIPE & CORNER GUARDS
CMU GUARD SIMILAR

SCALE: 3/4" - 1'-0"

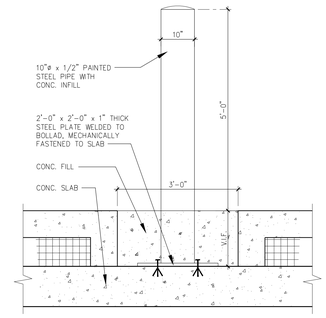


## 4 PIPE BOLLARD

SCALE: 3/4" - 1'-0"

## 5

OWNER:
SNOWPLOW LLC
950 THIRD AVENUE
NEW YORK, NY 10022
TEL.: (212) 486-2000

ARCHITECT OF RECORD:
SLCE*Architects, LLP*
841 BROADWAY
NEW YORK, NY 10003
TEL.: 212-979-8400

DESIGN ARCHITECT:
SOM
14 WALL STREET
NEW YORK, NY 10005
TEL.: 212-298-9336

STRUCTURAL ENGINEER:
DESIMONE
16 WEST 16th STREET
NEW YORK, NY 10011
TEL.: 212-532-2211

MEP ENGINEER:
WSP • FLACK+KURTZ
512 SEVENTH AVENUE
NEW YORK, NY 10011
TEL.: 212-532-9600

BUILDING ENVELOPE CONSULTANT:
GLS
GILSANZ MURRAY STEFICEK LLP
129 WEST 27th STREET
NEW YORK, NY 10001
TEL.: 212-254-0030

INTERIOR ARCHITECT:
DANIEL ROMUALDEZ • ARCHITECTS
119 WEST 23rd STREET
NEW YORK, NY 10011
TEL.: 212-989-8429

LIGHTING DESIGNER:
SBLD STUDIO
132 WEST 36th STREET
NEW YORK, NY 10018
TEL.: 212-391-4230

FACADE MAINTENANCE CONSULTANT:
ENTEK ENGINEERING, LLC
166 AMES STREET
HACKENSACK, NJ 07601
TEL.: 201-820-2801

ELEVATOR CONSULTANT:
vda
5 REGENT STREET
LIVINGSTON, NJ 07039
TEL.: 973-994-9220

GEOTECHNICAL CONSULTANT:
LANGAN ENGINEERING
RIVER DRIVE CENTER 1
ELMWOOD PARK, NJ 07407
TEL.: 201-794-6900

| No: | Date: | Revision: |
|---|---|---|
| | 10-10-12 | D.O.B. SUBMITTAL |
| | 04-20-12 | 100% DD |

NORTH ARROW | SCALE

KEY PLAN:

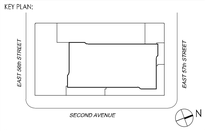


PROJECT:
252 EAST 57th STREET
NEW YORK, NY

TITLE:
DETAILS

SEAL & SIGNATURE:

| | |
|---|---|
| SCALE: | AS SHOWN |
| DATE: | 09-02-11 |
| PROJECT No: | 2011-14 |
| FILE No: | 250 EAST 57th STREET |
| DRAWN BY: | |
| CHECKED BY: | |
| DWG. No.: | A-411.00 |

____ OF ____

Damian Titus
Buildings
APPROVED
Under Directive 2 of 1975
Date: 03/20/2014:
NYC Development Hub

DEPT OF BLDGS 121305525 Job Number
E1525895436B1 Scan Code

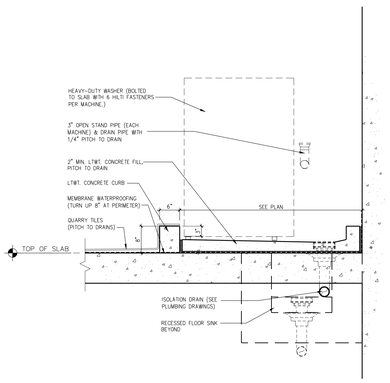


A - LAUNDRY ROOM

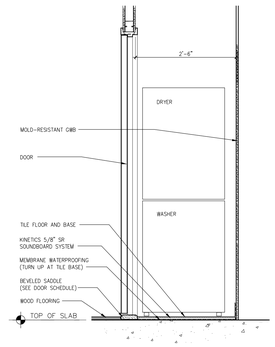


B - RENTAL

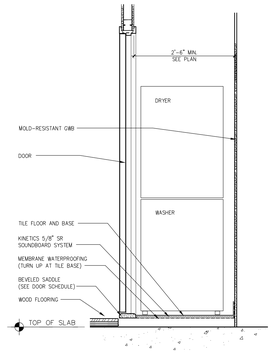


C - CONDO

| 1 | LAUNDRY EQUIPMENT | SCALE: NONE |
|---|---|---|

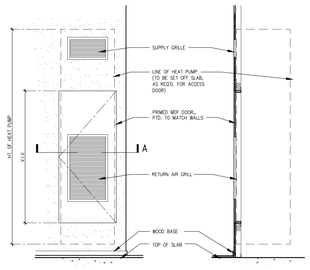


ELEVATION SECTION

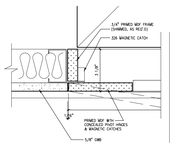


A - PLAN DETAIL

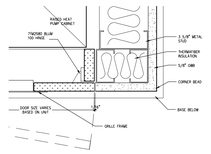


| 2 | HEAT PUMP | SCALE: NONE |
|---|---|---|

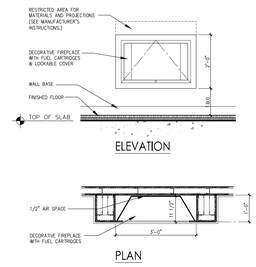


NOTES:
- STAINLESS STEEL FIREBOX WITH LOCKABLE COVER
- FRONT PROTECTIVE SCREEN
- FUEL CARTRIDGES HELD IN NON-COMBUSTIBLE LOG SET.
- WELL-VENTILATED ROOM
- CO DETECTOR TO BE INSTALLED WITHIN THE VICINITY.

APPROVALS:
- NYC DEPARTMENT OF BUILDINGS RE: HEARTH CABINET DECORATIVE FIREPLACE (2007)
- NYC FIRE DEPARTMENT F.P. INDEX # 0612022 (2007)

| 3 | DECORATIVE FIREPLACE | SCALE: NONE |
|---|---|---|

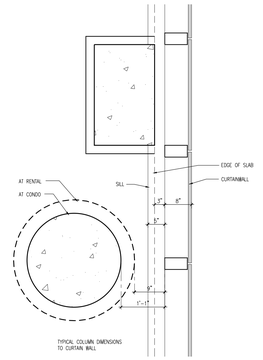


| 4 | COLUMN TO CURTAINWALL | SCALE: NONE |
|---|---|---|

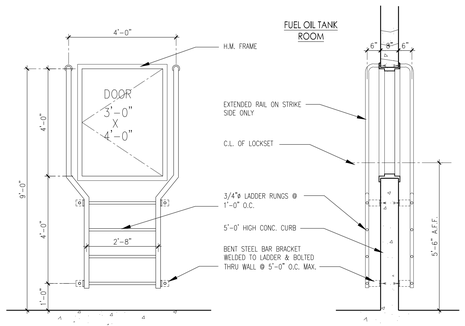


ELEVATION SECTION

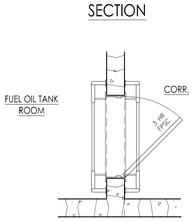


PLAN

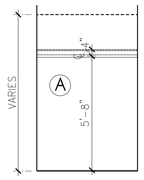


ELEVATION

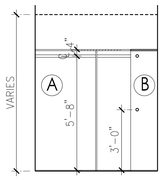


ELEVATION

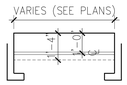


PLAN

Ⓐ - SINGLE POLE
- 1'-4" DEEP SHELF

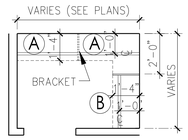


PLAN

Ⓐ - SINGLE POLE
- 1'-4" DEEP SHELF

Ⓑ - DOUBLE POLE
- 1'-4" DEEP SHELF

NOTES:

1. SHELVES & DIVIDERS: 3/4" BIRCH PLYWOOD WITH HARDWOOD EDGE, CLEAR POLYURETHANE FINISH.
2. POLES: 1 1/2"ø CHROME.
3. PROVIDE WALL BRACKET AT SPANS GREATER THAN 5'-0".

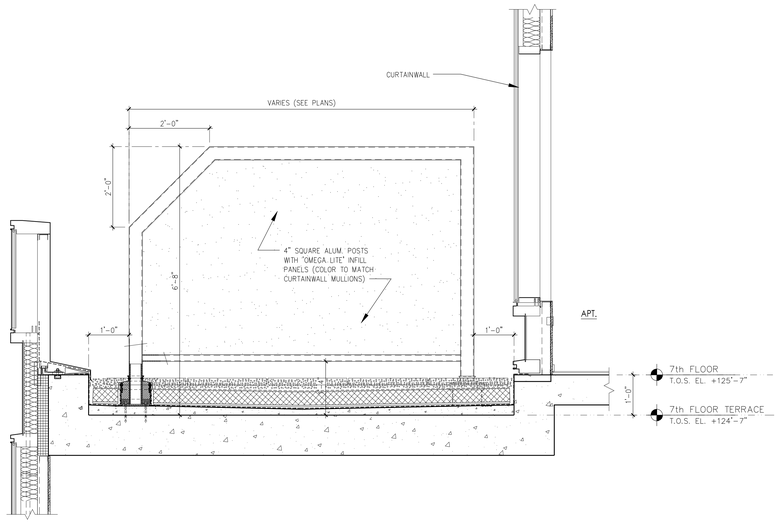


| 5 | FUEL OIL TANK ROOM DETAIL | SCALE: 1/2" = 1'-0" |
|---|---|---|

| 6 | RENTAL CLOSETS | SCALE: NONE |
|---|---|---|

| 7 | TERRACE DIVIDERS | SCALE: 3/4" = 1'-0" |
|---|---|---|

Damian Titus
Buildings
APPROVED
Under Directive 2 of 1975
Date: 03/20/2014:
NYC Development Hub

OWNER:
SNOWPLOW LLC
950 THIRD AVENUE
NEW YORK, NY 10022
TEL.: (212) 486-2000

ARCHITECT OF RECORD:
SLCE*Architects, LLP*
841 BROADWAY
NEW YORK, NY 10003
TEL.: 212-979-8400

DESIGN ARCHITECT:
SOM
14 WALL STREET
NEW YORK, NY 10005
TEL.: 212-298-9336

STRUCTURAL ENGINEER:
DESIMONE
16 WEST 16th STREET
NEW YORK, NY 10011
TEL.: 212-532-2211

MEP ENGINEER:
WSP • FLACK+KURTZ
512 SEVENTH AVENUE
NEW YORK, NY 10011
TEL.: 212-532-9600

BUILDING ENVELOPE CONSULTANT:
GILSANZ MURRAY STEFICEK LLP
129 WEST 27th STREET
NEW YORK, NY 10001
TEL.: 212-254-0030

INTERIOR ARCHITECT:
DANIEL ROMUALDEZ • ARCHITECTS
119 WEST 23rd STREET
NEW YORK, NY 10011
TEL.: 212-989-8429

LIGHTING DESIGNER:
SBLD STUDIO
132 WEST 36th STREET
NEW YORK, NY 10018
TEL.: 212-391-4230

FACADE MAINTENANCE CONSULTANT:
ENTEK ENGINEERING, LLC
166 AMES STREET
HACKENSACK, NJ 07601
TEL.: 201-820-2801

ELEVATOR CONSULTANT:
vda
5 REGENT STREET
LIVINGSTON, NJ 07039
TEL.: 973-994-9220

GEOTECHNICAL CONSULTANT:
LANGAN ENGINEERING
RIVER DRIVE CENTER 1
ELMWOOD PARK, NJ 07407
TEL.: 201-794-6900

| No: | Date: | Revision: |
|---|---|---|
| | 10-10-12 | D.O.B. SUBMITTAL |

NORTH ARROW | SCALE

KEY PLAN:

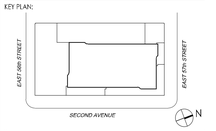


PROJECT:
252 EAST 57th STREET
NEW YORK, NY

TITLE:
DETAILS

SEAL & SIGNATURE:

REGISTERED ARCHITECT DEBRA B. OLIVA 02020 STATE OF NEW YORK

| | |
|---|---|
| SCALE: | AS SHOWN |
| DATE: | 09-02-11 |
| PROJECT No: | 2011-14 |
| FILE No: | 250 EAST 57th STREET |
| DRAWN BY: | |
| CHECKED BY: | |
| DWG. No.: | A-412.00 |

OF

DEPT OF BLDGS 121305324 Job Number
E500005929DS Scan Code

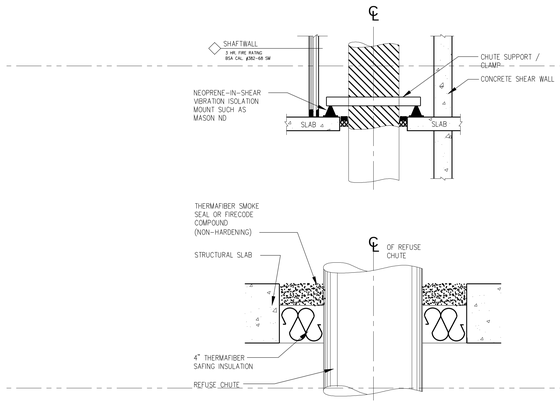


3 TRASH CHUTE DETAILS — SCALE: NONE

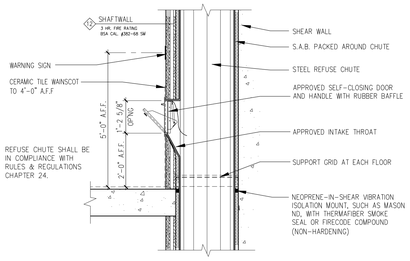


C SECTION
SCALE: 1/2" = 1'

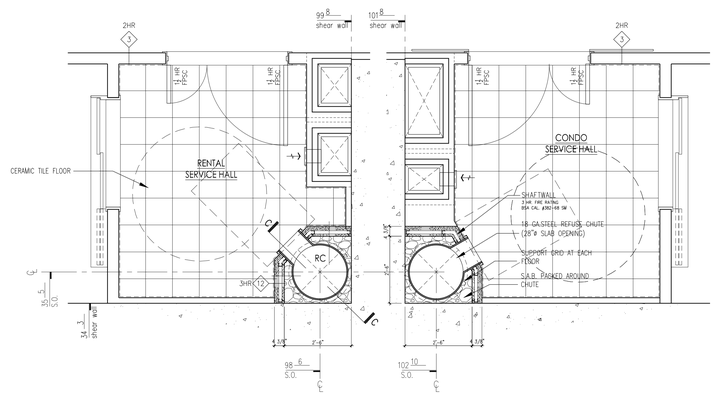


2 TRASH CHUTE PLAN — SCALE: 1/2" = 1'-0"

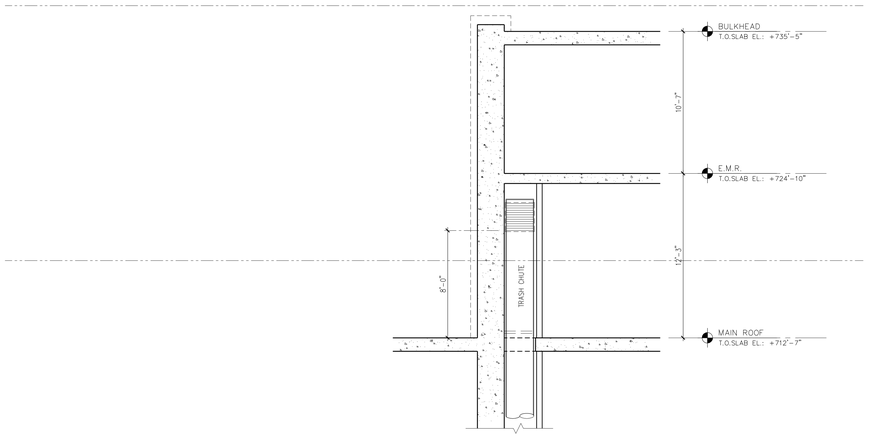


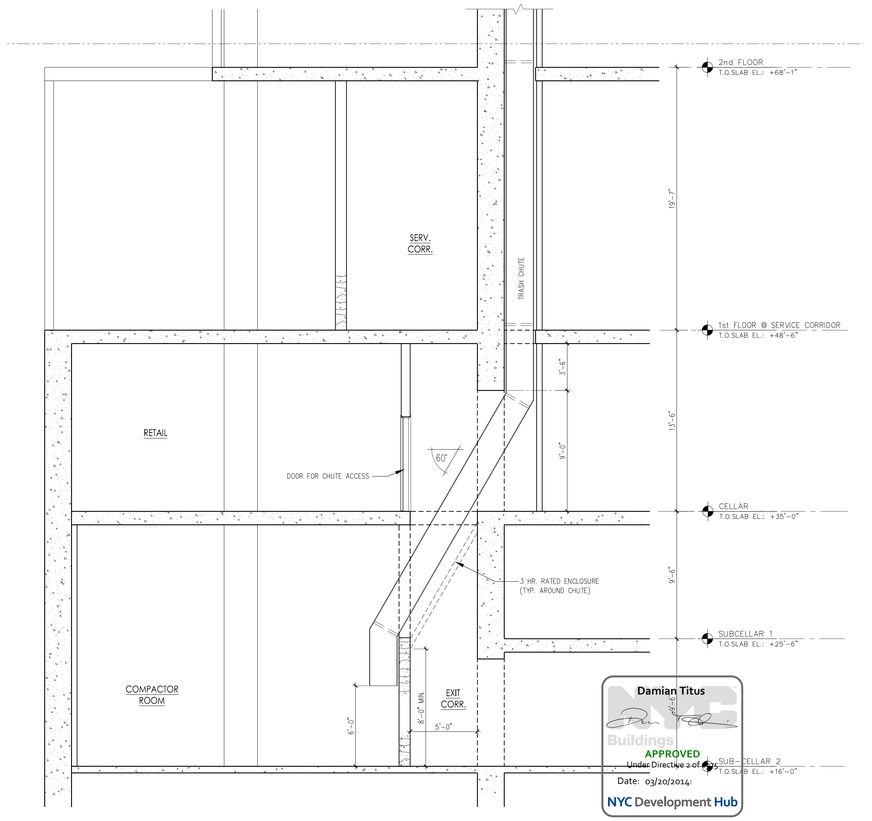


Damian Titus
Buildings
APPROVED
Under Directive 2 of DOB
Date: 03/20/2014:
NYC Development Hub

1 TRASH CHUTE SECTION — SCALE: 1/4" = 1'-0"

OWNER:
SNOWPLOW LLC
950 THIRD AVENUE
NEW YORK, NY 10022
TEL.: (212) 486-2000

ARCHITECT OF RECORD:
SLCE*Architects, LLP*
841 BROADWAY
NEW YORK, NY 10003
TEL.: 212-979-8400

DESIGN ARCHITECT:
SOM
14 WALL STREET
NEW YORK, NY 10005
TEL.: 212-298-9336

STRUCTURAL ENGINEER:
DESIMONE
16 WEST 18th STREET
NEW YORK, NY 10011
TEL.: 212-532-2211

MEP ENGINEER:
WSP • FLACK+KURTZ
512 SEVENTH AVENUE
NEW YORK, NY 10011
TEL.: 212-532-9600

BUILDING ENVELOPE CONSULTANT:
GMS
GILSANZ MURRAY STEFICEK LLP
129 WEST 27th STREET
NEW YORK, NY 10001
TEL.: 212-254-0030

INTERIOR ARCHITECT:
DANIEL ROMUALDEZ • ARCHITECTS
119 WEST 23rd STREET
NEW YORK, NY 10011
TEL.: 212-989-8429

LIGHTING DESIGNER:
SBLD STUDIO
132 WEST 36th STREET
NEW YORK, NY 10018
TEL.: 212-391-4230

FACADE MAINTENANCE CONSULTANT:
ENTEK ENGINEERING, LLC
166 AMES STREET
HACKENSACK, NJ 07601
TEL.: 201-820-2801

ELEVATOR CONSULTANT:
vda
5 REGENT STREET
LIVINGSTON, NJ 07039
TEL.: 973-994-9220

GEOTECHNICAL CONSULTANT:
LANGAN ENGINEERING
RIVER DRIVE CENTER 1
ELMWOOD PARK, NJ 07407
TEL.: 201-794-6900

| No: | Date: | Revision: |
|---|---|---|
| | 10-10-12 | D.O.B. SUBMITTAL |

NORTH ARROW | SCALE

KEY PLAN:
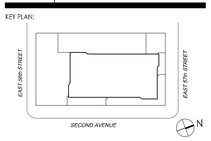


PROJECT:
252 EAST 57th STREET
NEW YORK, NY

TITLE:
DETAILS

SEAL & SIGNATURE:
REGISTERED ARCHITECT GLORIA B. GILSANZ 020201 STATE OF NEW YORK

| | |
|---|---|
| SCALE: | AS SHOWN |
| DATE: | 09-03-11 |
| PROJECT No: | 2011-14 |
| FILE No: | 250 EAST 57th STREET |
| DRAWN BY: | |
| CHECKED BY: | |
| DWG. No.: | A-413.00 |
| | OF |

# DOOR SCHEDULE

| FLOOR | NO. | LOCATION | DOOR WIDTH | DOOR HEIGHT | DOOR THICKNESS | DOOR MATERIAL | DOOR TYPE | FRAME MATERIAL | FRAME JAMB / HEAD | SADDLE MATERIAL | SADDLE TYPE | RATING | HARDWARE | REMARKS |
|---|---|---|---|---|---|---|---|---|---|---|---|---|---|---|
| SUBCELLAR 2 | SC2-1 | EXIT STAIR A | 3'–0" | 7'–0" | 1–3/4" | HM | A1 | HM | 2 | ST | S–8 | 1–1/2 HR | | |
| | SC2-2 | RENTAL LAUNDRY ROOM | 3'–0" | 7'–0" | 1–3/4" | HM | C | HM | 12 | ST | S–3 | 1–1/2 HR | | |
| | SC2-3 | CONDO ELEV LOBBY | 3'–0" | 7'–0" | 1–3/4" | HM | A1 | HM | 12 | ST | S–8 | 1–1/2 HR | | |
| | SC2-4 | EJECTOR ROOM | 3'–0" | 7'–0" | 1–3/4" | HM | A1 | HM | 11 | MTL | S–6 | 1–1/2 HR | | |
| | SC2-5 | COMPACTOR ROOM | 3'–6" | 7'–0" | 1–3/4" | HM | A1 | HM | 11 | MTL | S–6 | 1–1/2 HR | | |
| | SC2-6 | COMPACTOR ROOM | 3'–6" | 7'–0" | 1–3/4" | HM | A1 | HM | 11 | MTL | S–6 | 1–1/2 HR | | |
| | SC2-7 | RENTAL ELEV LOBBY | 3'–0" | 7'–0" | 1–3/4" | HM | A1 | HM | 12 | ST | S–2 | 1–1/2 HR | | |
| | SC2-8 | RENTAL ELEV LOBBY | 3'–0" | 7'–0" | 1–3/4" | HM | A1 | HM | 11 | ST | S–8 | 1–1/2 HR | | |
| | SC2-9 | RENTAL PACKAGE ROOM | 3'–0" | 7'–0" | 1–3/4" | HM | A1 | HM | 11 | MTL | S–6 | 1–1/2 HR | | |
| | SC2-10 | BLDG STORAGE 1 | 3'–0" | 7'–0" | 1–3/4" | HM | A1 | HM | 11 | MTL | S–6 | 1–1/2 HR | | |
| | SC2-11 | BLDG STORAGE 2 | 3'–0" | 7'–0" | 1–3/4" | HM | A1 | HM | 11 | MTL | S–6 | 1–1/2 HR | | |
| | SC2-12 | SERVICE ELEV LOBBY | 3'–6" | 7'–0" | 1–3/4" | HM | A1 | HM | 11 | MTL | S–6 | 1–1/2 HR | | |
| | SC2-13 | EXIT STAIR C | 3'–0" | 7'–0" | 1–3/4" | HM | A1 | HM | 11 | MTL | S–8 | 1–1/2 HR | | |
| | SC2-14 | ACCESS CORRIDOR | 3'–0" | 7'–0" | 1–3/4" | HM | A1 | HM | 11 | MTL | S–6 | 1–1/2 HR | | |
| | SC2-15 | POOL / CORR | 3'–0" | 7'–0" | 1–3/4" | HM | A1 | HM | 11 | ST | S–8 | 1–1/2 HR | | |
| | SC2-16 | BLDG STORAGE 3 | 3'–0" | 7'–0" | 1–3/4" | HM | A1 | HM | 11 | MTL | S–6 | 1–1/2 HR | | |
| | SC2-17 | FUEL OIL TANK ROOM | 3'–0" | 7'–0" | 1–3/4" | HM | A1 | HM | 11 | MTL | S–6 | 3 HR | | |
| | SC2-18 | RENTAL EMPLOYEE LOUNGE | 3'–0" | 7'–0" | 1–3/4" | HM | A1 | HM | 11 | ST | S–3 | 1–1/2 HR | | |
| | SC2-19 | MEN (RENTAL EMPLOYEE) | 3'–0" | 7'–0" | 1–3/4" | WD | M1 | WD | 2 | ST | S–5 | | | |
| | SC2-20 | WOMEN (RENTAL EMPLOYEE) | 3'–0" | 7'–0" | 1–3/4" | WD | M1 | WD | 2 | ST | S–5 | | | |
| | SC2-21 | RENTAL SUPER'S OFFICE | 3'–0" | 7'–0" | 1–3/4" | HM | A1 | HM | 11 | ST | S–3 | 1–1/2 HR | | |
| | SC2-22 | | | | | | | | | | | | | |
| | SC2-30 | CONDO EMPLOYEE LOUNGE | 3'–0" | 7'–0" | 1–3/4" | HM | A1 | HM | 11 | ST | S–3 | 1–1/2 HR | | |
| | SC2-31 | WOMEN (CONDO EMPLOYEE) | 3'–0" | 7'–0" | 1–3/4" | WD | M1 | HM | 2 | ST | S–5 | | | |
| | SC2-32 | MEN (CONDO EMPLOYEE) | 3'–0" | 7'–0" | 1–3/4" | WD | M1 | HM | 2 | ST | S–5 | | | |
| | SC2-33 | CONDO SUPER'S OFFICE | 3'–0" | 7'–0" | 1–3/4" | HM | A1 | HM | 11 | ST | S–3 | 1–1/2 HR | | |
| | SC2-34 | | | | | | | | | | | | | |
| | SC2-35 | GAS METER ROOM | 3'–0" | 7'–0" | 1–3/4" | HM | A1 | HM | 11 | MTL | S–6 | 1–1/2 HR | | |
| | SC2-36 | FIRE PUMP ROOM | 3'–0" | 7'–0" | 1–3/4" | HM | A1 | HM | 11 | MTL | S–6 | 1–1/2 HR | | |
| | SC2-37 | WATER METER ROOM | 3'–0" | 7'–0" | 1–3/4" | HM | A1 | HM | 11 | MTL | S–6 | 1–1/2 HR | | |
| | SC2-38 | TELECOM / IT ROOM | 2 @ 3'–0" | 7'–0" | 1–3/4" | HM | A2 | HM | 11 | MTL | S–6 | 1–1/2 HR | | |
| | SC2-39 | BUILDING STORAGE 3 | 3'–0" | 7'–0" | 1–3/4" | HM | A1 | HM | 11 | MTL | S–6 | 1–1/2 HR | | |
| | SC2-40 | BUILDING STORAGE 4 | 3'–0" | 7'–0" | 1–3/4" | HM | A1 | HM | 11 | MTL | S–6 | 1–1/2 HR | | |
| | SC2-41 | POOL MECH & EQUIP ROOM | 2 @ 3'–0" | 7'–0" | 1–3/4" | HM | A2 | HM | 11 | MTL | S–6 | 1–1/2 HR | | |
| | SC2-42 | POOL / CORR | 3'–0" | 7'–0" | 1–3/4" | HM | A1 | HM | 12 | ST | S–8 | 1–1/2 HR | | |
| | SC2-43 | ELEC. CL. | 2 @ 3'–0" | 7'–0" | 1–3/4" | HM | A2 | HM | 12 | ST | S–3 | 1–1/2 HR | | |
| | SC2-44 | CONDO AMENITIES | 3'–0" | 7'–0" | 1–3/4" | HM | A1 | HM | 2A | ST | S–2 | 1–1/2 HR | | |
| | SC2-50 | POOL | 2 @ 3'–0" | 7'–6" | | | | | | | | | | |
| | SC2-51 | TREATMENT ROOM | 3'–0" | 7'–6" | 1–3/4" | | | | | | | | | |
| | SC2-52 | CLOSET 1 | 2 @ 1'–8" | 7'–6" | 1–3/4" | | | | | | | | | |
| | SC2-53 | CLOSET 2 | 2 @ 1'–8" | 7'–6" | 1–3/4" | | | | | | | | | |
| | SC2-54 | SAUNA | 3'–0" | 7'–6" | | WD | | | | | | | | |
| | SC2-55 | STEAM ROOM | 3'–0" | 7'–6" | | GL | | | | | | | | |
| | SC2-56 | POOL | 3'–0" | 7'–6" | | | | | | | | | | |
| | SC2-57 | WOMEN'S LOCKERS | 3'–0" | 7'–6" | 1–3/4" | | | | | | | | | |
| | SC2-58 | T-1 | 3'–0" | 7'–6" | 1–3/4" | | | | | | | | | |
| | SC2-59 | T-2 | 2'–6" | 7'–6" | 1–3/4" | | | | | | | | | |
| | SC2-60 | POOL VESTIBULE (WOMEN'S) | 3'–0" | 7'–6" | | | | | | | | | | |
| | SC2-61 | MEN'S LOCKERS | 3'–0" | 7'–6" | 1–3/4" | | | | | | | | | |
| | SC2-62 | T-1 | 3'–0" | 7'–6" | 1–3/4" | | | | | | | | | |
| | SC2-63 | POOL VESTIBULE (MEN'S) | 3'–0" | 7'–6" | | | | | | | | | | |
| SUBCELLAR 1 | SC1-1 | EXIT STAIR A / B | 3'–0" | 7'–0" | 1–3/4" | HM | A1 | HM | 2 | MTL | S–6 | 1–1/2 HR | | |
| | SC1-2 | EXIT STAIR A / B | 3'–0" | 7'–0" | 1–3/4" | HM | A1 | HM | 2 | MTL | S–6 | 1–1/2 HR | | |
| | SC1-3 | ELEC. CL. | 2 @ 3'–0" | 7'–0" | 1–3/4" | HM | A1 | HM | 2 | MTL | S–6 | 1–1/2 HR | | |
| | SC1-4 | CONDO ELEV. LOBBY | 3'–0" | 7'–0" | 1–3/4" | HM | C | HM | 2 | MTL | S–6 | 1–1/2 HR | | |
| | SC1-5 | EXIT STAIR D | 3'–0" | 7'–0" | 1–3/4" | HM | A1 | HM | 2 | MTL | S–6 | 1–1/2 HR | | |
| | SC1-6 | CONDO LAUNDRY ROOM | 3'–0" | 7'–0" | 1–3/4" | HM | C | HM | 2 | MTL | S–6 | 1–1/2 HR | | |
| | SC1-7 | SOUTH STORAGE | 3'–0" | 7'–0" | 1–3/4" | HM | C | HM | 2 | MTL | S–6 | 1–1/2 HR | | |
| | SC1-8 | EXIT STAIR C | 3'–0" | 7'–0" | 1–3/4" | HM | A1 | HM | 2 | MTL | S–6 | 1–1/2 HR | | |
| CELLAR | C-1 | EXIT STAIR A/B | 3'–0" | 7'–0" | 1–3/4" | HM | A1 | HM | 2 | MTL | S–6 | 1–1/2 HR | | |
| | C-2 | EXIT STAIR A/B | 3'–0" | 7'–0" | 1–3/4" | HM | A1 | HM | 2 | MTL | S–6 | 1–1/2 HR | | |
| | C-3 | SERVICE HALL | 3'–0" | 7'–0" | 1–3/4" | HM | A1 | HM | 2 | MTL | S–6 | 1–1/2 HR | | |
| | C-4 | ELEC. CL. | 2 @ 3'–0" | 7'–0" | 1–3/4" | HM | A2 | HM | 2 | MTL | S–6 | 1–1/2 HR | | |
| | C-5 | REFUSE CHUTE | 2'–0" | 7'–0" | 1–3/4" | HM | A1 | HM | 2 | MTL | S–6 | 3 HR | | |
| | C-6 | REFUSE CHUTE | 2'–0" | 7'–0" | 1–3/4" | HM | A1 | HM | 2 | MTL | S–6 | 3 HR | | |
| | C-7 | STORMWATER RETENTION | 3'–0" | 7'–0" | 1–3/4" | HM | A1 | HM | 11 | MTL | S–6 | 1–1/2 HR | | |
| | C-8 | EXIT STAIR C | 3'–0" | 7'–0" | 1–3/4" | HM | A1 | HM | 11 | MTL | S–6 | 1–1/2 HR | | |
| | C-9 | CORRIDOR 3 | 2 @ 3'–0" | 7'–0" | 1–3/4" | HM | A2 | HM | 11 | MTL | S–6 | 1–1/2 HR | | |
| | C-10 | EXIT STAIR D | 3'–0" | 7'–0" | 1–3/4" | HM | A1 | HM | 11 | MTL | S–6 | 1–1/2 HR | | |
| | C-11 | NORM SWITCHGEAR ROOM | 2 @ 3'–0" | 7'–0" | 1–3/4" | HM | A2 | HM | 11 | MTL | S–6 | 1–1/2 HR | | |
| | C-12 | NORMAL ATS ROOM | 2 @ 3'–0" | 7'–0" | 1–3/4" | HM | A2 | HM | 11 | MTL | S–6 | 1–1/2 HR | | |
| | C-13 | NORMAL ATS ROOM | 3'–0" | 7'–0" | 1–3/4" | HM | A1 | HM | 11 | MTL | S–6 | 1–1/2 HR | | |
| 1st FLOOR | 1-1 | RETAIL VESTIBULE A | 2 @ 3'–0" | 8'–0" | 1" | GL | J2 | HM | | ST | | | | |
| | 1-2 | RETAIL VESTIBULE A | 2 @ 3'–0" | 8'–0" | 1" | GL | J2 | HM | | ST | | | | |
| | 1-3 | EXIT STAIR C | 3'–0" | 8'–0" | 1" | GL | J1 | HM | | ST | | | | |
| | 1-4 | EXIT STAIR C | 3'–0" | 7'–0" | 1–3/4" | HM | A1 | HM | 2 | MTL | S–6 | 1–1/2 HR | | |
| | 1-5 | CONDO VESTIBULE | 2 @ 3'–0" | 8'–0" | 1" | GL | J2 | HM | | ST | | | | |
| | 1-6 | CONDO VESTIBULE | 2 @ 3'–0" | 8'–0" | 1" | GL | J2 | HM | | ST | | | | |
| | 1-7 | CONDO LOBBY | 3'–0" | 7'–0" | 1–3/4" | HM | A1 | HM | 2A | ST | S–5 | | | |
| | 1-8 | CONDO PACKAGE ROOM | 3'–0" | 7'–0" | 1–3/4" | HM | A1 | HM | 2A | ST | S–5 | | | |
| | 1-9 | POWDER ROOM | 3'–0" | 7'–0" | 1–3/4" | WD | M1 | HM | 2A | ST | S–5 | | | |
| | 1-10 | CONDO GARAGE VEST | 2 @ 3'–0" | 7'–0" | 1–3/4" | HM | A2 | HM | | ST | S–5 | | | |
| | 1-11 | VEHICULAR DROP OFF | 2 @ 3'–0" | 7'–0" | 1–3/4" | HM | A2 | HM | | ST | | | | |
| | 1-12 | RENTAL LOBBY | 3'–0" | 7'–0" | 1–3/4" | HM | A1 | HM | | ST | S–5 | | | |
| | 1-13 | EXIT CORRIDOR | 3'–0" | 7'–0" | 1–3/4" | HM | A1 | HM | 2 | ST | | | | |
| | 1-14 | EXIT STAIR A | 3'–0" | 7'–0" | 1–3/4" | HM | A1 | HM | 2 | ST | S–3 | 1–1/2 HR | | |
| | 1-15 | EXIT STAIR A | 3'–0" | 7'–0" | 1–3/4" | HM | A1 | HM | 2 | MTL | S–6 | 1–1/2 HR | | |
| | 1-16 | STORAGE 1 | 3'–0" | 7'–0" | 1–3/4" | HM | A1 | HM | | ST | | | | |
| | 1-17 | VESTIBULE | 2 @ 3'–0" | 8'–0" | 1" | GL | J2 | HM | | ST | | | | |
| | 1-18 | VESTIBULE | 2 @ 3'–0" | 8'–0" | 1" | GL | J2 | HM | | ST | S–5 | | | |
| | 1-19 | RETAIL VESTIBULE B | 2 @ 3'–0" | 8'–0" | 1" | GL | J2 | HM | | ST | | | | |
| | 1-20 | RETAIL VESTIBULE B | 2 @ 3'–0" | 8'–0" | 1" | GL | J2 | HM | | ST | | | | |
| | 1-21 | RETAIL VESTIBULE C | 2 @ 3'–0" | 8'–0" | 1" | GL | J2 | HM | | ST | | | | |
| | 1-22 | RETAIL VESTIBULE C | 2 @ 3'–0" | 8'–0" | 1" | GL | J2 | HM | | ST | | | | |
| | 1-23 | EXIT CORRIDOR | 3'–0" | 8'–0" | 1" | GL | J1 | HM | | ST | | | | |
| | 1-24 | EXIT CORR/ EXIT STAIR A | 3'–0" | 7'–0" | 1–3/4" | HM | A1 | HM | 2 | MTL | | 1–1/2 HR | | |
| | 1-25 | EXIT STAIR A | 3'–0" | 7'–0" | 1–3/4" | HM | A1 | HM | 2A | MTL | S–6 | 1–1/2 HR | | |
| | 1-26 | EXIT CORRIDOR | 3'–0" | 7'–0" | 1–3/4" | HM | A1 | HM | 2 | MTL | | 1–1/2 HR | | |
| | 1-27 | SERV CORR/ SERVICE HALL | 3'–0" | 7'–0" | 1–3/4" | HM | A1 | HM | 2 | MTL | | 1–1/2 HR | | |
| | 1-28 | RENTAL PACKAGE ROOM | 3'–0" | 7'–0" | 1–3/4" | HM | A1 | HM | 2 | MTL | | 1–1/2 HR | | |
| | 1-29 | RENTAL VESTIBULE | 2 @ 3'–0" | 8'–0" | 1" | GL | J2 | HM | | ST | | | | |
| | 1-30 | RENTAL VESTIBULE | 2 @ 3'–0" | 8'–0" | 1" | GL | J2 | HM | | ST | S–5 | | | |
| | 1-31 | RENTAL PACKAGE ROOM | 3'–0" | 7'–0" | 1–3/4" | HM | A1 | HM | | ST | | | | |
| | 1-32 | RENTAL LOBBY | 3'–0" | 7'–0" | 1–3/4" | HM | A1 | HM | | ST | | 1–1/2 HR | | |
| | 1-33 | RENT CORR/ RENTAL LOBBY | 3'–0" | 7'–0" | 1–3/4" | HM | A1 | HM | 2A | ST | S–5 | | | |
| | 1-34 | RENTAL GARAGE LOBBY | 3'–0" | 7'–0" | 1–3/4" | HM | A1 | HM | | ST | S–5 | | | |
| | 1-35 | VEHICULAR DROP OFF | 3'–0" | 7'–0" | 1–3/4" | HM | A1 | HM | | ST | | | | |
| | 1-36 | RETAIL VESTIBULE D | 2 @ 3'–0" | 8'–0" | 1" | GL | J2 | HM | | ST | | | | |
| | 1-37 | RETAIL VESTIBULE D | 2 @ 3'–0" | 8'–0" | 1" | GL | J2 | HM | | ST | | | | |
| | 1-38 | VEHICULAR DROP OFF | 3'–0" | 7'–0" | 1–3/4" | HM | A1 | HM | | ST | | | | |
| | 1-39 | EXIT STAIR B | 3'–0" | 7'–0" | 1–3/4" | HM | A1 | HM | 2 | MTL | S–6 | 1–1/2 HR | | |
| | 1-40 | STORAGE 2 | 3'–0" | 7'–0" | 1–3/4" | HM | A1 | HM | 11 | ST | | 1–1/2 HR | | |
| | 1-41 | CONDO BIKE STORAGE | 3'–0" | 7'–0" | 1–3/4" | HM | A1 | HM | 11 | ST | | 1–1/2 HR | | |
| | 1-43 | LOADING DOCK | 3'–0" | 8'–0" | 1–3/4" | HM | A1 | HM | | ST | | | | |

| FLOOR | NO. | LOCATION | DOOR WIDTH | DOOR HEIGHT | DOOR THICKNESS | DOOR MATERIAL | DOOR TYPE | FRAME MATERIAL | FRAME JAMB/ HEAD | SADDLE MATERIAL | SADDLE TYPE | RATING | HARDWARE | REMARKS |
|---|---|---|---|---|---|---|---|---|---|---|---|---|---|---|
| 1st FLOOR STOREFRONT | ST-1 | RETAIL TENANT A ENTRANCE | 2 AT 3'–0" | T.B.D. | | | | | | | | | | |
| | ST-2 | RETAIL TENANT A VESTIBULE | 2 AT 3'–0" | T.B.D. | | | | | | | | | | |
| | ST-3 | EXIT STAIR D | 3'–0" | T.B.D. | | | | | | | | | | |
| | ST-4 | CONDO ENTRANCE | 2 AT 3'–0" | T.B.D. | | | | | | | | | | |
| | ST-5 | CONDO ENTRANCE VESTIBULE | 2 AT 3'–0" | T.B.D. | | | | | | | | | | |
| | ST-6 | RETAIL TENANT B ENTRANCE | 2 AT 3'–0" | T.B.D. | | | | | | | | | | |
| | ST-7 | RETAIL TENANT C ENTRANCE | 2 AT 3'–0" | T.B.D. | | | | | | | | | | |
| | ST-8 | RESIDENTIAL SERVICE ENTRANCE | 3'–0" | T.B.D. | | | | | | | | | | |
| | ST-9 | RENTAL ENTRANCE | 2 AT 3'–0" | T.B.D. | | | | | | | | | | |
| | ST-10 | RENTAL ENTRANCE VESTIBULE | 2 AT 3'–0" | T.B.D. | | | | | | | | | | |
| | ST-11 | RETAIL TENANT ENTRANCE | 2 AT 3'–0" | T.B.D. | | | | | | | | | | |
| | ST-12 | EXIT STAIR C | 3'–0" | T.B.D. | | | | | | | | | | |
| | ST-13 | LOADING DOCK | 3'–0" | T.B.D. | | | | | | | | | | |
| 2nd FLOOR | 2-1 | SERVICE HALL | 1 @ 1'–6" & 1 @ 3'–0" | 7'–0" | 1–3/4" | HM | A3 | HM | 2 | MTL | S–6 | 1–1/2 HR | | |
| | 2-2 | STORAGE | 3'–0" | 7'–0" | 1–3/4" | HM | A1 | HM | 2 | MTL | S–6 | 1–1/2 HR | | |
| | 2-3 | IT/ ELECTRICAL CLOSET | 2 AT 3'–0" | 7'–0" | 1–3/4" | HM | A2 | HM | 2 | MTL | S–6 | 1–1/2 HR | | |
| | 2-4 | EXIT STAIR C | 3'–0" | 7'–0" | 1–3/4" | HM | A1 | HM | 11 | MTL | S–6 | 1–1/2 HR | | |
| RENTAL UNITS - 3rd THRU 22nd FLS | TR-1 | EXIT STAIR | 3'–0" | 7'–0" | 1–3/4" | HM | A1 | HM | 2 | ST | S–4 | 1–1/2 HR | | |
| | TR-2 | ELEV LOBBY/ IT ELEC | 2 AT 3'–0" | 7'–0" | 1–3/4" | HM | A1 | HM | 2 | ST | S–4 | 1–1/2 HR | | |
| | TR-3 | SERVICE HALL | 1 @ 1'–6" & 1 @ 3'–0" | 7'–0" | 1–3/4" | HM | A3 | HM | 2 | ST | S–2 | 1–1/2 HR | | |
| | TR-4 | FOYER | 3'–0" | 7'–0" | 1–3/4" | HM | B | HM | 2 | ST | S–1 | 1–1/2 HR | | |
| | TR-5 | BEDROOM | 2'–11" | 7'–0" | 1–3/4" | WD | M1 | HM | 1 | WD | S–11 | | | |
| | TR-6 | BATHROOM | 2'–11" | 7'–0" | 1–3/4" | WD | M1 | HM | 1 | ST | S–12 | | | |
| | TR-7 | WASHER DRYER | 2 @ 1'–3" | 7'–0" | 1–3/4" | WD | M2 | HM | 1 | WD | S–11 | | | |
| | TR-8 | BEDROOM | 2'–11" | 7'–0" | 1–3/4" | WD | Q1 | WD | | WD | | | | |
| | TR-9 | CLOSET | 2'–11" | 7'–0" | 1–3/4" | WD | M1 | HM | 1 | WD | S–11 | | | |
| | TR-10 | CLOSET | 1'–4" | | | | | | | | | | | |
| | TR-11 | CLOSET | 2'–0" | | | | | | | | | | | |
| | TR-12 | CLOSET | 2 AT 2'–0" | | | | | | | | | | | |
| | TR-13 | CLOSET | 2 AT 2'–6" | | | | | | | | | | | |
| | TR-14 | CLOSET | 3'–6" SLIDER | | | | | | | | | | | |
| | TR-15 | CLOSET | 6'–0" SLIDER | | | | | | | | | | | |
| 3rd FLOOR | 3-1 | MANAGEMENT OFFICE | 3'–0" | 7'–0" | 1–3/4" | HM | A1 | HM | 2 | ST | | 1–1/2 HR | | |
| | 3-2 | POWDER ROOM | 2'–11" | 7'–0" | 1–3/4" | WD | M1 | HM | 1 | ST | | | | |
| | 3-3 | ELEVATOR CONTROL RM | 3'–0" | 7'–0" | 1–3/4" | HM | A1 | HM | 2 | ST | | 1–1/2 HR | | |
| | 3-4 | MANAGEMENT OFFICE | 3'–0" | 7'–0" | 1–3/4" | HM | A1 | HM | 2 | ST | | 1–1/2 HR | | |
| | 3-5 | POWDER ROOM | 2'–11" | 7'–0" | 1–3/4" | WD | M1 | HM | 1 | ST | | | | |
| | 3-6 | PANTRY | 2'–11" | 7'–0" | 1–3/4" | HM | A1 | HM | 1 | ST | | | | |
| | 3-7 | ELEC. ROOM | 3'–0" | 7'–0" | 1–3/4" | HM | A1 | HM | 11 | MTL | S–6 | 1–1/2 HR | | |
| | 3-8 | MECHANICAL ROOM | 3'–0" | 7'–0" | 1–3/4" | HM | A1 | HM | 12 SIM. | ST | S–4 | 1–1/2 HR | | |
| | 3-9 | BIKE STORAGE | 3'–0" | 7'–0" | 1–3/4" | HM | A1 | HM | 2 | ST | S–4 | 1–1/2 HR | | |
| | 3-10 | ELEC. ROOM | 2 @ 3'–0" | 7'–0" | 1–3/4" | HM | A2 | HM | 12 SIM. | ST | S–4 | 1–1/2 HR | | |
| 4th FLOOR | 4-1 | MECH. ROOM | 3'–0" | 7'–0" | 1–3/4" | HM | A1 | HM | 12 SIM. | ST | S–4 | | | |
| 5th FLOOR | 5-1 | SOUTH CORR/ GAME RM | 3'–0" | 7'–0" | 1–3/4" | HM | A1 | HM | | ST | | 1–1/2 HR | | |
| | 5-2 | POWDER ROOM | 3'–0" | 7'–0" | 1–3/4" | WD | M1 | HM | 2 | ST | | | | |
| | 5-3 | GAME ROOM | 3'–0" | 7'–0" | 1–3/4" | HM | A1 | HM | 2 | ST | | | | |
| | 5-4 | BASKETBALL HALF COURT | 3'–0" | 7'–0" | 1–3/4" | HM | A1 | HM | 2 | ST | | | | |
| 7th FLOOR | 7-1 | ELEVATOR LOBBY | 3'–0" | 7'–0" | 1–3/4" | HM | A1 | HM | 2 | ST | | 1–1/2 HR | | |
| | 7-2 | STORAGE | 2 AT 1'–9" | 7'–0" | 1–3/4" | HM | A2 | HM | 2 | ST | | | | |
| | 7-3 | STORAGE | 2 AT 1'–9" | 7'–0" | 1–3/4" | HM | A2 | HM | 2 | ST | | | | |
| | 7-4 | CATERING PANTRY | 3'–0" | 7'–0" | 1–3/4" | HM | A1 | HM | 2 | ST | | | | |
| 23rd FLOOR | 23-1 | EXIT STAIR A | 3'–0" | 7'–0" | 1–3/4" | HM | A1 | HM | 2 | MTL | S–6 | 1–1/2 HR | | |
| | 23-2 | EXIT STAIR A | 3'–0" | 7'–0" | 1–3/4" | HM | A1 | HM | 2 | MTL | S–6 | 1–1/2 HR | | |
| | 23-3 | MECHANICAL | 3'–0" | 7'–0" | 1–3/4" | HM | A1 | HM | 2 | MTL | S–6 | 1–1/2 HR | | |
| | 23-4 | MECHANICAL | 2 AT 3'–0" | 7'–0" | 1–3/4" | HM | A2 | HM | 2 | MTL | S–6 | | | |
| | 23-5 | ELEV LOBBY/ IT ELEC | 2 AT 3'–0" | 7'–0" | 1–3/4" | HM | A2 | HM | 2 | MTL | S–6 | 1–1/2 HR | | |
| | 23-6 | MECHANICAL | 3'–0" | 7'–0" | 1–3/4" | HM | A1 | HM | 2 | MTL | S–6 | 1–1/2 HR | | |
| | 23-7 | SERVICE HALL | 1 AT 1'–6" & 1 AT 3'–0" | 7'–0" | 1–3/4" | HM | A3 | HM | 2 | MTL | S–6 | 1–1/2 HR | | |
| 24th FLOOR | 24-1 | EXIT STAIR A | 3'–0" | 7'–0" | 1–3/4" | HM | A1 | HM | 2 | MTL | S–6 | 1–1/2 HR | | |
| | 24-2 | EXIT STAIR A | 3'–0" | 7'–0" | 1–3/4" | HM | A1 | HM | 2 | MTL | S–6 | 1–1/2 HR | | |
| | 24-3 | ELEV LOBBY/ IT ELEC | 3'–0" | 7'–0" | 1–3/4" | HM | A1 | HM | 2 | MTL | S–6 | 1–1/2 HR | | |
| | 24-4 | ELEV LOBBY/ ELEV MACH | 3'–0" | 7'–0" | 1–3/4" | HM | A1 | HM | 2 | MTL | S–6 | 1–1/2 HR | | |

DOOR SCHEDULE CONTINUED ON NEXT PAGE

## NOTES

1. PAINT ALL METAL, INCLUDING BUT NOT LIMITED TO ACCESS PANELS, DOORS, DOOR BUCKS, & METAL CLOSURE AT WINDOWS.
2. FOR AMENITIES SPACES, LOBBIES, RESIDENTIAL ELEVATOR LOBBIES & CORRIDORS, KITCHENS, & BATHROOMS, SEE RESPECTIVE DETAIL PAGES.

## ABBREVIATIONS

GL GLASS
HM HOLLOW METAL
MTL METAL
S/S STAINLESS STEEL
ST STOREFRONT
TC TYPICAL CONDO
TR TYPICAL RENTAL
WD WOOD

Damian Titus
Buildings
APPROVED
Under Directive 2 of 1975
Date: 03/20/2014:
NYC Development Hub

DEPT OF BLDGS 121328321 Job Number
ES396639379 Scan Code

OWNER:
SNOWPLOW LLC
950 THIRD AVENUE
NEW YORK, NY 10022
TEL.: (212) 486-2000

ARCHITECT OF RECORD:
SLCEArchitects, LLP
841 BROADWAY
NEW YORK, NY 10003
TEL.: 212-979-8400

DESIGN ARCHITECT:
SOM
14 WALL STREET
NEW YORK, NY 10005
TEL.: 212-298-9336

STRUCTURAL ENGINEER:
DESIMONE
18 WEST 18th STREET
NEW YORK, NY 10011
TEL.: 212-532-2211

MEP ENGINEER:
WSP • FLACK+KURTZ
512 SEVENTH AVENUE
NEW YORK, NY 10011
TEL.: 212-532-9600

BUILDING ENVELOPE CONSULTANT:
GMS
GILSANZ MURRAY STEFICEK LLP
129 WEST 27th STREET
NEW YORK, NY 10001
TEL.: 212-254-0030

INTERIOR ARCHITECT:
DANIEL ROMUALDEZ • ARCHITECTS
119 WEST 23rd STREET
NEW YORK, NY 10011
TEL.: 212-989-8429

LIGHTING DESIGNER:
SBLD STUDIO
132 WEST 36th STREET
NEW YORK, NY 10018
TEL.: 212-391-4230

FACADE MAINTENANCE CONSULTANT:
ENTEK ENGINEERING, LLC
166 AMES STREET
HACKENSACK, NJ 07601
TEL.: 201-820-2801

ELEVATOR CONSULTANT:
vda
5 REGENT STREET
LIVINGSTON, NJ 07039
TEL.: 973-994-9220

GEOTECHNICAL CONSULTANT:
LANGAN ENGINEERING
RIVER DRIVE CENTER 1
ELMWOOD PARK, NJ 07407
TEL.: 201-794-6900

| No: | Date: | Revision: |
|---|---|---|
| | 10-10-12 | D.O.B. SUBMITTAL |
| | 04-20-12 | 100% DD |

NORTH ARROW
SCALE

KEY PLAN:

PROJECT:
252 EAST 57th STREET
NEW YORK, NY

TITLE:
DOOR SCHEDULE

SEAL & SIGNATURE:
REGISTERED ARCHITECT GLORIA B. GLAS STATE OF NEW YORK 020204

| | |
|---|---|
| SCALE: | AS SHOWN |
| DATE: | 09-02-11 |
| PROJECT No: | 2011-14 |
| FILE No: | 250 EAST 57th STREET |
| DRAWN BY: | |
| CHECKED BY: | |
| DWG. No.: | A-421.00 |

___ OF ___

DEPT OF BLDGS 121305525 Job Number
E382221445S Work Order

# DOOR SCHEDULE

| FLOOR | NO. | LOCATION | DOOR WIDTH | HEIGHT | THICKNESS | MATERIAL | TYPE | FRAME MATERIAL | FRAME JAMB/ HEAD | SADDLE MATERIAL | SADDLE TYPE | RATING | HARDWARE | REMARKS |
|---|---|---|---|---|---|---|---|---|---|---|---|---|---|---|
| 25th FLOOR | 25-1 | EXIT STAIR A | 3'-0" | 7'-0" | 1-3/4" | HM | A1 | HM | 2 | ST | | 1-1/2 HR | | |
| | 25-2 | EXIT STAIR A | 3'-0" | 7'-0" | 1-3/4" | HM | A1 | HM | 2 | ST | | 1-1/2 HR | | |
| | 25-3 | RESIDENTIAL FOYER | 2 AT 2'-6" | 7'-0" | 1-3/4" | WD | Q2 | WD | | | | | | |
| | 25-4 | FOYER (UNIT A) | 3'-0" | 7'-0" | 1-3/4" | HM | B | HM | 2 | ST | | 1-1/2 HR | | |
| | 25-5 | BATHROOM (UNIT A) | 2'-11" | 7'-0" | 1-3/4" | WD | M1 | HM | 1 | ST | | | | |
| | 25-6 | FOYER (UNIT B) | 3'-0" | 7'-0" | 1-3/4" | HM | B | HM | 2 | ST | | 1-1/2 HR | | |
| | 25-7 | BATHROOM (UNIT B) | 2'-11" | 7'-0" | 1-3/4" | WD | M1 | HM | 1 | ST | | | | |
| | 25-8 | FITNESS FOYER | 2 AT 2'-6" | 7'-0" | 1-3/4" | WD | Q2 | WD | | | | | | |
| | 25-9 | FITNESS FOYER | 3'-0" | 7'-0" | 1-3/4" | HM | A1 | HM | 2 | ST | | | | |
| | 25-10 | YOGA | 3'-0" | 7'-0" | 1-3/4" | HM | A1 | HM | 2 | ST | | | | |
| | 25-11 | PILATES | 3'-0" | 7'-0" | 1-3/4" | HM | A1 | HM | 2 | ST | | | | |
| | 25-12 | SPIN ROOM | 3'-0" | 7'-0" | 1-3/4" | HM | A1 | HM | | ST | | | | |
| | 25-13 | GYM POWDER ROOM | 3'-0" | 7'-0" | 1-3/4" | WD | M1 | HM | 2 | ST | | | | |
| | 25-14 | WET BAR | 2 AT 2'-6" | 7'-0" | 1-3/4" | WD | Q2 | WD | | | | | | |
| | 25-15 | SCREENING ROOM | 2 AT 2'-6" | 7'-0" | 1-3/4" | WD | Q2 | WD | | | | | | |
| | 25-16 | SCREENING ROOM | 3'-0" | 7'-0" | 1-3/4" | HM | A1 | HM | | ST | | | | |
| | 25-17 | POWDER ROOM | 3'-0" | 7'-0" | 1-3/4" | WD | M1 | HM | 2 | ST | | | | |
| | 25-18 | POWDER ROOM | 3'-0" | 7'-0" | 1-3/4" | WD | M1 | HM | 2 | ST | | | | |
| | 25-19 | LOUNGE | 4'-9" | 7'-0" | 1-3/4" | WD | Q1 | WD | | | | | | |
| | 25-20 | WINE TASTING ROOM | 3'-0" | 7'-0" | 1-3/4" | HM | A1 | HM | 2 | ST | | | | |
| | 25-21 | CORRIDOR | 3'-0" | 7'-0" | 1-3/4" | HM | A1 | HM | 2 | ST | | | | |
| | 25-22 | WINE TASTING ROOM | 3'-0" | 7'-0" | 1-3/4" | HM | A1 | HM | 2 | ST | | | | |
| | 25-23 | KITCHEN | 3'-0" | 7'-0" | 1-3/4" | HM | A1 | HM | 2 | ST | | | | |
| | 25-24 | SERVICE HALL | 3'-0" | 7'-0" | 1-3/4" | HM | A1 | HM | 2 | ST | | | | |
| | 25-25 | CLOSET | 2 AT 2'-6" | 7'-0" | 1-3/4" | WD | Q2 | WD | | | | | | |
| | 25-26 | FOYER 1 | 2 AT 2'-6" | 7'-0" | 1-3/4" | WD | Q2 | WD | | | | | | |
| | 25-27 | SERVICE HALL | 1 AT 1'-6" & 1 AT 2'-3/4" | 7'-0" | 1-3/4" | HM | A3 | HM | 2 | ST | | 1-1/2 HR | | |
| | 25-28 | IT/ ELECTRICAL CLOSET | 3'-0" | 7'-0" | 1-3/4" | HM | A2 | HM | 2 | ST | | 1-1/2 HR | | |
| | 25-29 | CONCIERGE | 2 AT 2'-6" | 7'-0" | 1-3/4" | WD | Q2 | WD | | | | | | |
| | 25-30 | BILLIARD ROOM | 2 AT 2'-6" | 7'-0" | 1-3/4" | WD | Q2 | WD | | | | | | |
| | 25-31 | LIBRARY | 2 AT 2'-6" | 7'-0" | 1-3/4" | WD | Q2 | WD | | | | | | |
| 26th FLOOR | 26-1 | EXIT STAIR A / B | 3'-0" | 7'-0" | 1-3/4" | HM | A1 | HM | 2 | MTL | S-6 | 1-1/2 HR | | |
| | 26-2 | EXIT STAIR A / B | 3'-0" | 7'-0" | 1-3/4" | HM | A1 | HM | 2 | MTL | S-6 | 1-1/2 HR | | |
| | 26-3 | ELEV LOBBY/ MECHANICAL | 3'-0" | 7'-0" | 1-3/4" | HM | A1 | HM | 2 | MTL | S-6 | 1-1/2 HR | | |
| | 26-4 | MECHANICAL | 2 AT 3'-0" | 7'-0" | 1-3/4" | HM | A2 | HM | 2 | MTL | S-6 | 1-1/2 HR | | |
| | 26-5 | MECHANICAL | 3'-0" | 7'-0" | 1-3/4" | HM | A1 | HM | 2 | MTL | S-6 | 1-1/2 HR | | |
| | 26-6 | MECHANICAL | 3'-0" | 7'-0" | 1-3/4" | HM | A1 | HM | 2 | MTL | S-6 | | | |
| CONDO UNITS - 27th THRU 56th FLOORS | TC-1 | EXIT STAIR | 3'-0" | 7'-0" | 1-3/4" | HM | A1 | HM | 2 | ST | S-4 | 1-1/2 HR | | |
| | TC-2 | ELEV LOBBY/ IT ELEC | 3'-0" | 7'-0" | 1-3/4" | HM | A1 | HM | 2 | ST | S-4 | 1-1/2 HR | | |
| | TC-3 | SERVICE HALL | 1 AT 1'-6" & 1 AT 3'-0" | 7'-0" | 1-3/4" | HM | A3 | HM | 2 | ST | S-2 | 1-1/2 HR | | |
| | TC-4 | FOYER | 3'-0" | 7'-0" | 1-3/4" | HM | B | HM | 2 | ST | S-1 | 1-1/2 HR | | |
| | TC-5 | BEDROOM | 2'-11" | 7'-0" | 1-3/4" | WD | M1 | HM | 1 | WD | S-11 | 1-1/2 HR | | |
| | TC-6 | BATHROOM | 2'-11" | 7'-0" | 1-3/4" | WD | M1 | HM | 1 | ST | S-12 | | | |
| | TC-7 | WASHER DRYER | | 7'-0" | 1-3/4" | WD | M1 | HM | 1 | WD | S-11 | | | |
| | TC-8 | KITCHEN DUAL SWING | 2'-11" | 7'-0" | 1-3/4" | WD | M1 | HM | | WD | S-11 | | | |
| | TC-9 | CLOSET | 2'-11" | 7'-0" | 1-3/4" | WD | Q1 | WD | | | | | | |
| | TC-10 | LIVING, ETC | 2'-11" | 7'-0" | 1-3/4" | WD | Q1 | WD | | | | | | |
| | TC-11 | LIVING, ETC | 4'-0" | 7'-0" | 1-3/4" | WD | Q1 | WD | | | | | | |
| | TC-12 | CLOSET | 2'-11" | 7'-0" | 1-3/4" | WD | M1 | HM | 1 | WD | S-11 | | | |
| | TC-13 | LIVING, ETC | 2'-11" | 7'-0" | 1-3/4" | WD | M1 | HM | 1 | WD | S-11 | | | |
| | TC-14 | BEDROOM REVERS. SWING | 2'-11" | 7'-0" | 1-3/4" | WD | M1 | HM | | WD | S-11 | | | |
| | TC-15 | LIVING, ETC POCKET | 6'-0" | 7'-0" | 1-3/4" | WD | Q1 | WD | | | | | | |
| | TC-16 | SECONDARY ENTRY | 3'-0" | 7'-0" | 1-3/4" | HM | A1 | HM | 2 | ST | S-1 | 1-1/2 HR | | |
| | TC-17 | STORAGE | 3'-0" | 7'-0" | 1-3/4" | HM | A1 | HM | 2 | ST | S-4 | 1-1/2 HR | | |
| | TC-18 | LIVING, ETC | 4'-0" | 7'-0" | 1-3/4" | WD | M1 | HM | 1 | WD | S-11 | | | |
| | TC-19 | BEDROOM | 2 AT 3'-0" | 7'-0" | 1-3/4" | WD | Q2 | WD | | | | | | |
| | TC-20 | FIRE TANK | 3'-0" | 7'-0" | 1-3/4" | HM | A1 | HM | 2 | ST | S-4 | 1-1/2 HR | | |
| | TC-21 | LIVING, ETC | 2 AT 2'-6" | 7'-0" | 1-3/4" | WD | M2 | HM | 1 | WD | S-11 | | | |
| | TC-22 | KITCHEN | 2 AT 2'-0" | 7'-0" | 1-3/4" | WD | Q2 | WD | | | | | | |
| 57th FLOOR | 56-1 | EXIT STAIR A/B | 3'-0" | 7'-0" | 1-3/4" | HM | A1 | HM | 2 | MTL | S-6 | 1-1/2 HR | | |
| | 56-2 | EXIT STAIR A/B | 3'-0" | 7'-0" | 1-3/4" | HM | A1 | HM | 2 | MTL | S-6 | 1-1/2 HR | | |
| | 56-3 | CORRIDOR | 3'-0" | 7'-0" | 1-3/4" | HM | A1 | HM | 11 | MTL | S-6 | 1-1/2 HR | | |
| | 56-4 | CORRIDOR | 3'-0" | 7'-0" | 1-3/4" | HM | A1 | HM | 11 | MTL | S-6 | 1-1/2 HR | | |
| | 56-5 | CORRIDOR | 3'-0" | 7'-0" | 1-3/4" | HM | A1 | HM | 11 | MTL | S-6 | 1-1/2 HR | | |
| | 56-6 | MECH ROOM | 2 AT 3'-0" | 7'-0" | 1-3/4" | HM | A1 | HM | 11 | MTL | S-6 | 1-1/2 HR | | |
| | 56-6 | ELEC ROOM | 2 AT 3'-0" | 7'-0" | 1-3/4" | HM | A2 | HM | 11 | MTL | S-6 | 1-1/2 HR | | |
| ROOOF & BULKHEAD | R-1 | CORR/ EXIT STAIR A | 3'-0" | 7'-0" | 1-3/4" | HM | A1 | HM | 2 | MTL | S-6 | 1-1/2 HR | | |
| | R-2 | CORR/ EXIT STAIR A | 3'-0" | 7'-0" | 1-3/4" | HM | A1 | HM | 2 | MTL | S-6 | 1-1/2 HR | | |
| | R-3 | EXT/ CORRIDOR | 3'-0" | 7'-0" | 1-3/4" | HM | A1 | HM | 11 | CONC | S-14 | 1-1/2 HR | | |
| | R-4 | EXT/ CORRIDOR | 3'-0" | 7'-0" | 1-3/4" | HM | A1 | HM | 11 | CONC | S-14 | 1-1/2 HR | | |
| | R-5 | EXT/ CORRIDOR | 3'-0" | 7'-0" | 1-3/4" | HM | A1 | HM | 11 | CONC | S-14 | 1-1/2 HR | | |
| | BH-1 | EXIT STAIR A | 3'-0" | 7'-0" | 1-3/4" | HM | A1 | HM | 2 | MTL | S-6 | 1-1/2 HR | | |
| | BH-2 | CORR/ ELEVATOR MACH | 3'-0" | 7'-0" | 1-3/4" | HM | A1 | HM | 2 | MTL | S-6 | 1-1/2 HR | | |

Damian Titus
Buildings
APPROVED
Under Directive 2 of 1975
Date: 03/20/2014:
NYC Development Hub

OWNER:
SNOWPLOW LLC
950 THIRD AVENUE
NEW YORK, NY 10022
TEL.: (212) 486-2000

ARCHITECT OF RECORD:
SLCE*Architects, LLP*
841 BROADWAY
NEW YORK, NY 10003
TEL.: 212-979-8400

DESIGN ARCHITECT:
SOM
14 WALL STREET
NEW YORK, NY 10005
TEL.: 212-298-9336

STRUCTURAL ENGINEER:
DESIMONE
18 WEST 18th STREET
NEW YORK, NY 10011
TEL.: 212-532-2211

MEP ENGINEER:
WSP • FLACK+KURTZ
512 SEVENTH AVENUE
NEW YORK, NY 10011
TEL.: 212-532-9600

BUILDING ENVELOPE CONSULTANT:
GMS
GILSANZ MURRAY STEFICEK LLP
129 WEST 27th STREET
NEW YORK, NY 10001
TEL.: 212-254-0030

INTERIOR ARCHITECT:
DANIEL ROMUALDEZ • ARCHITECTS
119 WEST 23rd STREET
NEW YORK, NY 10011
TEL.: 212-989-8429

LIGHTING DESIGNER:
SBLD STUDIO
132 WEST 36th STREET
NEW YORK, NY 10018
TEL.: 212-391-4230

FACADE MAINTENANCE CONSULTANT:
ENTEK ENGINEERING, LLC
166 AMES STREET
HACKENSACK, NJ 07601
TEL.: 201-820-2801

ELEVATOR CONSULTANT:
vda
5 REGENT STREET
LIVINGSTON, NJ 07039
TEL.: 973-994-9220

GEOTECHNICAL CONSULTANT:
LANGAN ENGINEERING
RIVER DRIVE CENTER 1
ELMWOOD PARK, NJ 07407
TEL.: 201-794-6900

| No: | Date: | Revision: |
|---|---|---|
| | 10-10-12 | D.O.B. SUBMITTAL |
| | 04-20-12 | 100% DD |

NORTH ARROW | SCALE

KEY PLAN:

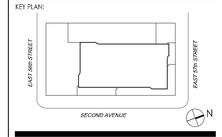


PROJECT:
252 EAST 57th STREET
NEW YORK, NY

TITLE:
DOOR SCHEDULE

SEAL & SIGNATURE:
LICENSED ARCHITECT GLORIA B. GILDA 020201 STATE OF NEW YORK

| | |
|---|---|
| SCALE: | AS SHOWN |
| DATE: | 09-02-11 |
| PROJECT No: | 2011-14 |
| FILE No: | 252 EAST 57th STREET |
| DRAWN BY: | |
| CHECKED BY: | |
| DWG. No.: | A-422.00 |
| | ____ OF ____ |

# DOOR TYPES

ALL WOOD TO BE PAINTED

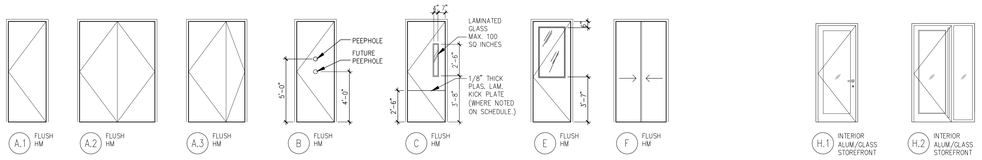


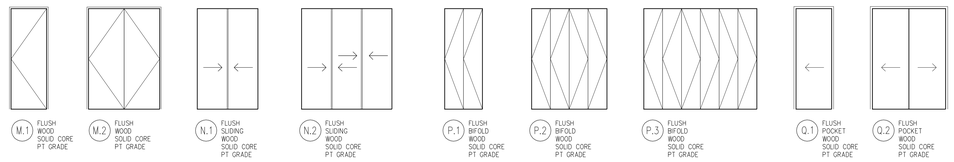


# JAMB TYPES (HEAD TYPES SIM.)

ALL WOOD TO BE PAINTED

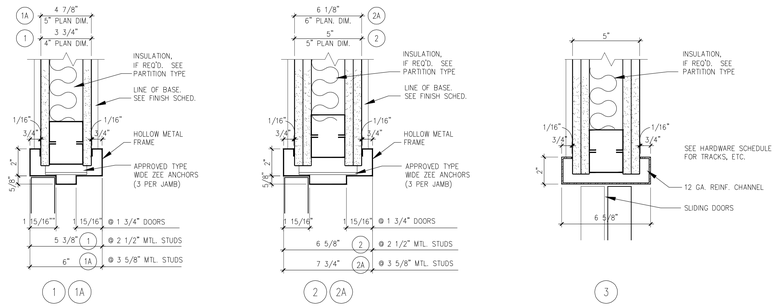


# JAMB TYPES (HEAD TYPES SIM.)

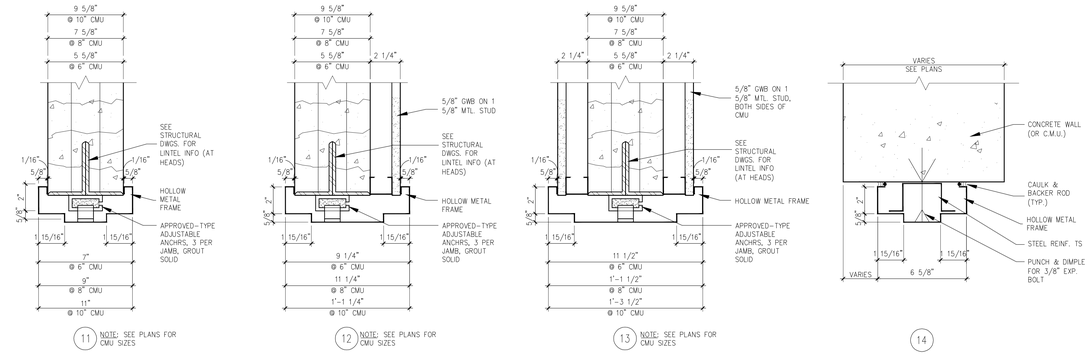


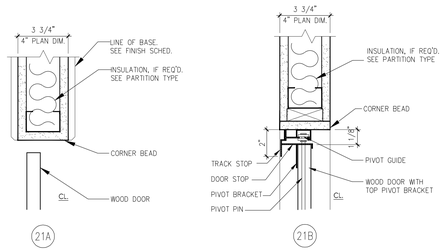


Damian Titus
NYC Buildings
APPROVED
Under Directive 2 of 1975
Date: 03/20/2014:
NYC Development Hub


OWNER:
SNOWPLOW LLC
950 THIRD AVENUE
NEW YORK, NY 10022
TEL.: (212) 486-2000

ARCHITECT OF RECORD:
SLCE*Architects, LLP*
841 BROADWAY
NEW YORK, NY 10003
TEL.: 212-979-8400

DESIGN ARCHITECT:
SOM
14 WALL STREET
NEW YORK, NY 10005
TEL.: 212-298-9336

STRUCTURAL ENGINEER:
DESIMONE
16 WEST 16th STREET
NEW YORK, NY 10011
TEL.: 212-532-2211

MEP ENGINEER:
WSP • FLACK+KURTZ
512 SEVENTH AVENUE
NEW YORK, NY 10011
TEL.: 212-532-9600

BUILDING ENVELOPE CONSULTANT:
GMS
GILSANZ MURRAY STEFICEK LLP
129 WEST 27th STREET
NEW YORK, NY 10001
TEL.: 212-254-0030

INTERIOR ARCHITECT:
DANIEL ROMUALDEZ • ARCHITECTS
119 WEST 23rd STREET
NEW YORK, NY 10011
TEL.: 212-989-8429

LIGHTING DESIGNER:
SBLD STUDIO
132 WEST 36th STREET
NEW YORK, NY 10018
TEL.: 212-391-4230

FACADE MAINTENANCE CONSULTANT:
ENTEK ENGINEERING, LLC
166 AMES STREET
HACKENSACK, NJ 07601
TEL.: 201-820-2801

ELEVATOR CONSULTANT:
vda
5 REGENT STREET
LIVINGSTON, NJ 07039
TEL.: 973-994-9220

GEOTECHNICAL CONSULTANT:
LANGAN ENGINEERING
RIVER DRIVE CENTER 1
ELMWOOD PARK, NJ 07407
TEL.: 201-794-6900


| No: | Date: | Revision: |
|---|---|---|
| | 10-10-12 | D.O.B. SUBMITTAL |
| | 04-20-12 | 100% DD |

NORTH ARROW

SCALE

KEY PLAN:

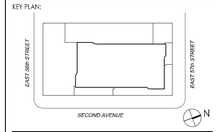


PROJECT:

252 EAST 57th STREET
NEW YORK, NY

TITLE:

DOOR DETAILS

SEAL & SIGNATURE:

REGISTERED ARCHITECT RICHARD B. OLSEN 029006 STATE OF NEW YORK

| | |
|---|---|
| SCALE: | AS SHOWN |
| DATE: | 09-02-11 |
| PROJECT No: | 2011-14 |
| FILE No: | 250 EAST 57th STREET |
| DRAWN BY: | |
| CHECKED BY: | |
| DWG. No.: | A-423.00 |

_____ OF _____

# SADDLE TYPES

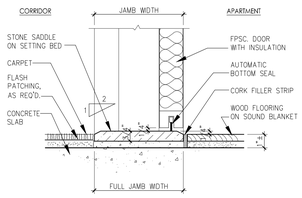


S-1 TYPICAL APARTMENT ENTRANCE

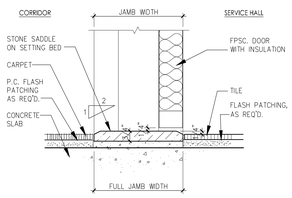


S-2 CARPET TO TILE

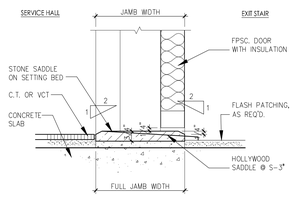


S-3 TILE TO CONCRETE

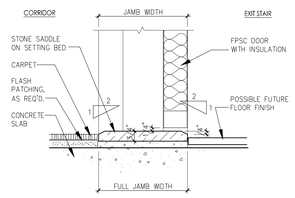


S-4 CARPET TO CONCRETE

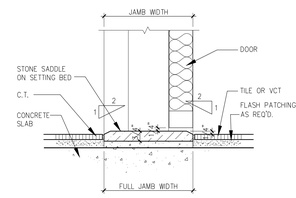


S-5 TILE TO TILE

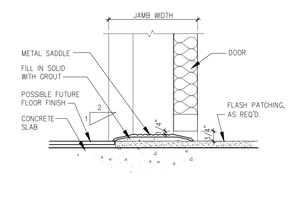


S-6 CONCRETE TO CONCRETE

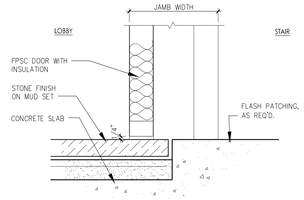


S-7 ELEVATOR LOBBIES

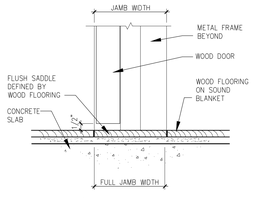


S-2 TYPICAL BEDROOM

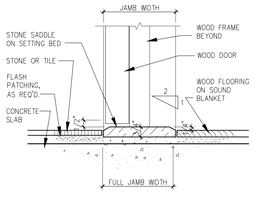


S-2a TYPICAL BATHROOM
LAUNDRY CL./ UTIL RM. SIM.

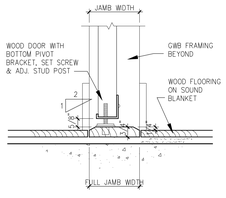


S-2b BI-FOLD DOORS
CLOSETS

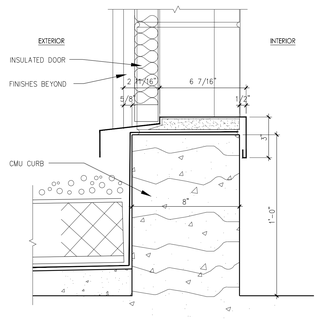


S-5a BULKHEAD

# CLOSET DETAILS

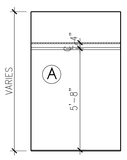


ELEVATION

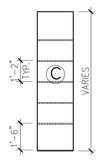


ELEVATION

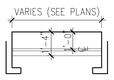


PLAN

PLAN

(A) – SINGLE POLE
– 1'-4" DEEP SHELF

(C) – 1'-4" DEEP SHELVES

NOTES:

1. SHELVES & DIVIDERS: 3/4" BIRCH PLYWOOD WITH HARDWOOD EDGE, CLEAR POLYURETHANE FINISH.
2. POLES: 1 1/2"ø CHROME.
3. PROVIDE WALL BRACKET AT SPANS GREATER THAN 5'-0".

Damian Titus
Buildings
APPROVED
Under Directive 2 of 1975
Date: 03/20/2014:
NYC Development Hub

OWNER:
SNOWPLOW LLC
950 THIRD AVENUE
NEW YORK, NY 10022
TEL.: (212) 486-2000

ARCHITECT OF RECORD:
SLCE*Architects, LLP*
841 BROADWAY
NEW YORK, NY 10003
TEL.: 212-979-8400

DESIGN ARCHITECT:
SOM
14 WALL STREET
NEW YORK, NY 10005
TEL.: 212-298-9336

STRUCTURAL ENGINEER:
DESIMONE
16 WEST 16th STREET
NEW YORK, NY 10011
TEL.: 212-532-2211

MEP ENGINEER:
WSP • FLACK+KURTZ
512 SEVENTH AVENUE
NEW YORK, NY 10011
TEL.: 212-532-9600

BUILDING ENVELOPE CONSULTANT:
GILSANZ MURRAY STEFICEK LLP
129 WEST 27th STREET
NEW YORK, NY 10001
TEL.: 212-254-0030

INTERIOR ARCHITECT:
DANIEL ROMUALDEZ • ARCHITECTS
119 WEST 23rd STREET
NEW YORK, NY 10011
TEL.: 212-989-8429

LIGHTING DESIGNER:
SBLD STUDIO
132 WEST 36th STREET
NEW YORK, NY 10018
TEL.: 212-391-4230

FACADE MAINTENANCE CONSULTANT:
ENTEK ENGINEERING, LLC
166 AMES STREET
HACKENSACK, NJ 07601
TEL.: 201-820-2801

ELEVATOR CONSULTANT:
vda
5 REGENT STREET
LIVINGSTON, NJ 07039
TEL.: 973-994-9220

GEOTECHNICAL CONSULTANT:
LANGAN ENGINEERING
RIVER DRIVE CENTER 1
ELMWOOD PARK, NJ 07407
TEL.: 201-794-6900

| No: | Date: | Revision: |
|---|---|---|
| | 10-10-12 | D.O.B. SUBMITTAL |
| | 04-20-12 | 100% DD |

NORTH ARROW | SCALE

KEY PLAN:
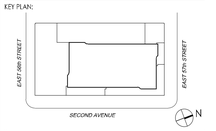


PROJECT:
252 EAST 57th STREET
NEW YORK, NY

TITLE:
DOOR DETAILS

SEAL & SIGNATURE:
REGISTERED ARCHITECT RICHARD D. OLSEN 029026 STATE OF NEW YORK

| | |
|---|---|
| SCALE: | AS SHOWN |
| DATE: | 09-02-11 |
| PROJECT No: | 2011-14 |
| FILE No: | 250 EAST 57th STREET |
| DRAWN BY: | |
| CHECKED BY: | |
| DWG. No.: | A-425.00 |
| | OF |

DEPT OF BLDGS121328321 Job Number
ES762648461 Scan Code

# FINISH SCHEDULE

## NOTES

1. PAINT ALL METAL, INCLUDING BUT NOT LIMITED TO ACCESS PANELS, DOORS, DOOR BUCKS, & METAL CLOSURE AT WINDOWS.
2. ALL GWB AT BATHROOMS, KITCHENS, PANTRIES, LAUNDRY CLOSETS, JANITORS CLOSETS, & EXIT STAIRS SHALL BE WATER OR MOLD RESISTANT.
3. PROVIDE DENSHIELD AT THREE WALLS AROUND TUBS & SHOWERS, FULL HEIGHT.
4. FLOORING & BASE SHALL EXTEND UNDER REMOVABLE BASE CABINETS AT HANDICAPPED ADAPTABLE KITCHENS & UNDER APPLIANCES.
5. FOR EXTENT OF GWB CEILINGS & SOFFITS AND HEIGHTS OF SPECIFIC WORK AT SPECIFIC FLOORS, SEE EACH FLOOR PLAN & RCP.
6. ALL ROUND CONCRETE COLUMNS SHALL HAVE KADEX FINISH.
7. PROVIDE ACOUSTICAL UNDERLAYMENT AT ALL APARTMENT WOOD & TILE FLOORS.
8. FOR AMENITIES SPACES, LOBBIES, RESIDENTIAL ELEVATOR LOBBIES & CORRIDORS, KITCHENS, & BATHROOMS, SEE RESPECTIVE DETAIL PAGES.

## ABBREVIATIONS

| | |
|---|---|
| ACT | ACOUTICAL CEILING TILE |
| ASP | ACOUSTICAL SPRAY PAINT |
| CP | CARPET |
| CMU | CONCRETE MASONRY UNIT |
| CONC | CONCRETE |
| CT | CERAMIC TILE |
| D PT | DECK PAINT |
| GWB | GYPSUM WALLBOARD |
| PT | PAINT |
| QT | QUARRY TILE |
| S/S | STAINLESS STEEL |
| VB | VINYL BASE |
| VCT | VINYL COMPOSITION TILE |
| WC | WALL COVERING |
| WD | WOOD |
| WP | WOOD PANEL |

| FLOOR | LOCATION | FLOOR MATERIAL | FLOOR FINISH | FLOOR BASE | WAINSCOT MATERIAL | WAINSCOT HEIGHT | WALL MATERIAL | WALL FINISH | CEILING MATERIAL | CEILING FINISH | TRIM FINISH | NOTES |
|---|---|---|---|---|---|---|---|---|---|---|---|---|
| SUB CELLAR 2 | AUTO. PARKING SYSTEM | CONC | | | | | CMU/CONC | PT | CONC | PT | PT | |
| | CAR LIFT | CONC | | | | | CMU | | CONC | | | |
| | SERVICE ELEVATOR LOBBY | CONC | D PT-1 | --- | --- | --- | CMU/CONC | PT | ACT | --- | PT | |
| | CORRIDOR 2 | CONC | D PT-1 | --- | --- | --- | CMU | PT | CONC | PT | PT | |
| | BUILDING STORAGE 4 | CONC | D PT-1 | --- | --- | --- | CMU/CONC | PT | CONC | PT | PT | |
| | RENTAL LAUNDRY ROOM | CONC | | | | | | PT | ACT | --- | PT | |
| | CORRIDOR 1 | CONC | D PT-1 | --- | --- | --- | CMU | PT | CONC | PT | PT | |
| | FUEL OIL TANK ROOM | CONC | D PT-1 | --- | --- | --- | CMU/CONC | PT | CONC | PT | PT | |
| | EXIT STAIR C | CONC | D PT-1 | --- | --- | --- | CMU/CONC | PT | CONC | PT | PT | |
| | RENTAL EMPLOYEE LOUNGE | CONC | VCT-1 | VB-1 | --- | --- | CMU/GWB | PT | ACT | --- | PT | |
| | MEN (RENTAL EMPLOYEE) | CONC | CT | CT | CT | | GWB | PT | ACT | --- | PT | |
| | WOMEN (RENTAL EMPLOYEE) | CONC | CT | CT | CT | | GWB | PT | ACT | --- | PT | |
| | BUILDING STORAGE 1 | CONC | D PT-1 | --- | --- | --- | CMU/CONC | PT | CONC | PT | PT | |
| | RENTAL SUPER'S OFFICE | CONC | VCT-1 | VB-1 | --- | --- | CMU/GWB | PT | ACT | --- | PT | |
| | RENTAL PACKAGE ROOM | CONC | D PT-1 | --- | --- | --- | CMU | PT | ACT | --- | PT | |
| | CORRIDOR 3 | CONC | D PT-1 | --- | --- | --- | CMU/CONC | PT | CONC | PT | PT | |
| | RENTAL SERVICE HALL | CONC | D PT-1 | --- | --- | --- | CONC/GWB | PT | ACT | --- | PT | |
| | CONDO SERVICE HALL | CONC | D PT-1 | --- | --- | --- | CONC/GWB | PT | ACT | --- | PT | |
| | COMPACTOR ROOM | CONC | WATERPRF | --- | --- | --- | | PT | CONC | PT | PT | |
| | CONDO EMPLOYEES LOUNGE | CONC | VCT-1 | VB-1 | --- | --- | CMU/GWB | PT | ACT | --- | PT | |
| | MEN (CONDO EMPLOYEES) | CONC | CT | CT | CT | | GWB | PT | ACT | --- | PT | |
| | WOMEN (CONDO EMPLOYEES) | CONC | CT | CT | CT | | GWB | PT | ACT | --- | PT | |
| | CONDO SUPER'S OFFICE | CONC | VCT-1 | VB-1 | --- | --- | CMU/GWB | PT | ACT | --- | PT | |
| | CORRIDOR 4 | CONC | D PT-1 | --- | --- | --- | CMU | PT | CONC | PT | PT | |
| | EJECTOR ROOM | CONC | D PT-1 | --- | --- | --- | CMU/CONC | PT | CONC | PT | PT | |
| | GAS METER ROOM | CONC | D PT-1 | --- | --- | --- | CMU/CONC | PT | CONC | PT | PT | |
| | FIRE PUMP ROOM | CONC | D PT-1 | --- | --- | --- | CMU/CONC | PT | CONC | PT | PT | |
| | WATER METER ROOM | CONC | D PT-1 | --- | --- | --- | CMU/CONC | PT | CONC | PT | PT | |
| | TELECOM / IT ROOM | CONC | D PT-1 | --- | --- | --- | CMU/CONC | PT | CONC | PT | PT | |
| | EXIT STAIR D | CONC | D PT-1 | --- | --- | --- | CMU/CONC | PT | CONC | PT | PT | |
| | BUILDING STORAGE 2 | CONC | D PT-1 | --- | --- | --- | CMU/CONC | PT | CONC | PT | PT | |
| | BUILDING STORAGE 3 | CONC | D PT-1 | --- | --- | --- | CMU/CONC | PT | CONC | PT | PT | |
| | POOL MECH & EQUIP ROOM | CONC | D PT-1 | --- | --- | --- | CMU/CONC | PT | CONC | PT | PT | |
| | RENTAL ELEVATOR LOBBY | CONC | | | | | GWB | PT | GWB | PT | PT | |
| | CONDO ELEVATOR LOBBY | CONC | | | | | GWB | PT | GWB | PT | PT | |
| | EXIT STAIR A | CONC | D PT-1 | --- | --- | --- | CMU/CONC | PT | CONC | PT | PT | |
| | ELEC. CL. | CONC | D PT-1 | --- | --- | --- | CONC/GWB | PT | CONC | PT | PT | |
| | CONDO AMENITIES LOBBY * | CONC | | | | | GWB | | GWB | | | * SEE DETAIL DRAWINGS |
| | AMENITIES HALL * | CONC | | | | | GWB | | GWB | | | * SEE DETAIL DRAWINGS |
| | TREATMENT ROOM * | CONC | | | | | GWB | | GWB | | | * SEE DETAIL DRAWINGS |
| | MEN'S LOCKERS (AMENITEIS) * | CONC | | | | | GWB | | GWB | | | * SEE DETAIL DRAWINGS |
| | SAUNA * | CONC | | | | | GWB | WD | | WD | | * SEE DETAIL DRAWINGS |
| | STEAM ROOM * | CONC | | | | | GWB | TILE | | TILE | | * SEE DETAIL DRAWINGS |
| | WOMEN'S LOCKERS (AMENITEIS) * | CONC | | | | | GWB | | GWB | | | * SEE DETAIL DRAWINGS |
| | POOL * | CONC | | | | | GWB | | GWB | | | * SEE DETAIL DRAWINGS |
| | POOL CLOSETS * | CONC | | | | | GWB | | GWB | | | * SEE DETAIL DRAWINGS |
| SUB CELLAR 1 | AUTO. PARKING SYSTEM | --- | | | | | CMU/CONC | PT | CONC | PT | PT | |
| | CAR LIFT | --- | | | | | CMU | PT | CONC | PT | PT | |
| | EXIT STAIR C | CONC | D PT-1 | --- | --- | --- | CMU/CONC | PT | CONC | PT | PT | |
| | SOUTH STORAGE | CONC | D PT-1 | | | | CONC/GWB | PT | CONC | PT | PT | |
| | CONDO SERVICE HALL | CONC | D PT-1 | --- | --- | --- | CONC/GWB | PT | ACT | --- | PT | |
| | NORTH STORAGE | CONC | D PT-1 | | | | CONC/GWB | PT | CONC | PT | PT | |
| | EXIT STAIR D | CONC | D PT-1 | --- | --- | --- | CMU/CONC | PT | CONC | PT | PT | |
| | CONDO ELEVATOR LOBBY | CONC | D PT-1 | | | | GWB | PT | GWB | PT | PT | |
| | EXIT STAIR A/B | CONC | D PT-1 | --- | --- | --- | CMU/CONC | PT | CONC | PT | PT | |
| | ELEC. CL. | CONC | D PT-1 | --- | --- | --- | CONC/GWB | PT | CONC | PT | PT | |
| | CORRIDOR 1 | CONC | D PT-1 | | | | CONC/GWB | PT | CONC | PT | PT | |
| | CONDO LAUNDRY ROOM | CONC | CT | | | | CONC/GWB | PT | ACT | PT | PT | |
| CELLAR | AUTO. PARKING SYSTEM | --- | | | | | CMU/CONC | PT | CONC | PT | PT | |
| | CAR LIFT | --- | | | | | CMU | PT | CONC | PT | PT | |
| | CORRIDOR 2 | CONC | D PT-1 | --- | --- | --- | CMU/GWB | PT | CONC | PT | PT | |
| | EXIT STAIR C | CONC | D PT-1 | --- | --- | --- | CMU/CONC | PT | CONC | PT | PT | |
| | STORMWATER DET. TANK RM. | CONC | D PT-1 | --- | --- | --- | CMU/CONC | PT | CONC | PT | PT | |
| | CORRIDOR 1 | CONC | D PT-1 | --- | --- | --- | CMU/GWB | PT | CONC | PT | PT | |
| | EXIT STAIR A/B | CONC | D PT-1 | --- | --- | --- | CMU/CONC | PT | CONC | PT | PT | |
| | ELEC. CL. | CONC | D PT-1 | --- | --- | --- | CONC/GWB | PT | CONC | PT | PT | |
| | RENTAL SERVICE HALL | CONC | D PT-1 | --- | --- | --- | CMU/GWB | PT | CONC | PT | PT | |
| | CORRIDOR 3 | CONC | D PT-1 | --- | --- | --- | CMU/GWB | PT | CONC | PT | PT | |
| | NORMAL ATS ROOM | CONC | D PT-1 | --- | --- | --- | CMU/CONC | PT | CONC | PT | PT | |
| | NORMAL SWITCHGEAR | CONC | D PT-1 | --- | --- | --- | CMU/CONC | PT | CONC | PT | PT | |
| | RETAIL | CONC | --- | --- | --- | --- | CMU/CONC | --- | CONC | --- | --- | |
| 1st FLOOR | CONDO BIKE STORAGE | CONC | D PT-1 | --- | --- | --- | CMU/GWB | PT | CONC | PT | PT | |
| | CONDO CORRIDOR | CONC | | | | | | | | | | |
| | CONDO ELEVATOR LOBBY | CONC | | | | | | | | | | |
| | CONDO GARAGE VEST | CONC | | | | | | | | | | |
| | CONDO LOBBY | CONC | | | | | | | | | | |
| | CONDO MAIL ROOM | CONC | | | | | | | | | | |
| | CONDO PACKAGE ROOM | CONC | | | | | | | | | | |
| | CONDO VESTIBULE | CONC | | | | | | | | | | |
| | ELEVATOR VESTIBULE | CONC | | | | | | | | | | |
| | EXIT CORRIDOR | CONC | CT | CT | | | CMU/GWB | | | | | |
| | EXIT STAIRS A, B, & C | CONC | D PT-1 | --- | --- | --- | CMU/GWB | PT | CONC | PT | PT | |
| | IT / ELEC CLOSET | CONC | D PT-1 | --- | --- | --- | CONC/GWB | PT | CONC | PT | PT | |
| | LOADING DOCK | CONC | | | | | CMU/CONC | PT | CONC | PT | PT | |
| | POWDER ROOM | CONC | | | | | | | | | | |
| | RENTAL CORRIDOR | CONC | | | | | | | | | | |
| | RENTAL ELEVATOR LOBBY | CONC | | | | | | | | | | |
| | RENTAL GARAGE VESTIBULE | CONC | | | | | | | | | | |
| | RENTAL LOBBY | CONC | | | | | | | | | | |
| | RENTAL MAIL ROOM | CONC | | | | | | | | | | |
| | RENTAL PACKAGE ROOM | CONC | | | | | CMU/GWB | PT | | | | |
| | RENTAL VESTIBULE | CONC | | | | | | | | | | |
| | RETAIL ELEVATOR LOBBY | CONC | | | | | CMU/GWB | PT | | | | |
| | RETAIL TENANTS A, B, C, D | CONC | --- | --- | --- | --- | CMU/CONC | --- | CONC | --- | --- | |
| | RETAIL VESTIBULES A, B, C, D | CONC | --- | --- | --- | --- | | | CONC | PT | PT | |
| | SERVICE CORRIDOR | CONC | | | | | CMU/CONC | PT | | | | |
| | SERVICE HALL | CONC | CT | CT | CT | 4'-0" | GWB | PT | | | | |
| | STORAGE 1 | CONC | | | | | CMU/GWB | PT | | | | |
| | STORAGE 2 | CONC | | | | | CMU | PT | | | | |
| | VEHICULAR DROP OFF | CONC | | | | | | | | | | |
| 2nd FLOOR | EXIT STAIRS A, B, & C | CONC | D PT-1 | --- | --- | --- | CMU/GWB | PT | CONC | PT | PT | |
| | IT / ELEC CLOSET | CONC | D PT-1 | --- | --- | --- | CONC/GWB | PT | CONC | PT | PT | |
| | RETAIL TENANT C | CONC | --- | --- | --- | --- | CONC/GWB | --- | CONC | --- | --- | |
| | SERVICE HALL | CONC | D PT-1 | --- | --- | --- | CONC/GWB | PT | CONC | PT | PT | |
| | STORAGE | CONC | D PT-1 | --- | --- | --- | CONC/GWB | PT | CONC | PT | PT | |
| RENTAL UNITS: 3rd - 22nd FLOORS | BATHROOM | CONC | CT | CT | CT | SEE ELEVS | GWB | PT | GWB | PT | PT | |
| | BEDROOM | CONC | WD | | --- | --- | GWB | PT | CONC | KADEX | PT | |
| | FOYER | CONC | WD | | --- | --- | GWB | PT | GWB | PT | PT | |
| | KITCHEN | CONC | WD | | --- | --- | GWB | PT | GWB | PT | PT | |
| | LR / DR / SA | CONC | WD | | --- | --- | GWB | PT | CONC | KADEX | PT | |
| | WALK IN CLOSET | CONC | WD | | --- | --- | GWB | PT | GWB | PT | PT | |
| | W/D CL | CONC | WD | | --- | --- | GWB | PT | GWB | PT | PT | |

| FLOOR | LOCATION | FLOOR MATERIAL | FLOOR FINISH | FLOOR BASE | WAINSCOT MATERIAL | WAINSCOT HEIGHT | WALL MATERIAL | WALL FINISH | CEILING MATERIAL | CEILING FINISH | TRIM FINISH | NOTES |
|---|---|---|---|---|---|---|---|---|---|---|---|---|
| 3rd -22nd FLOORS | BASKETBALL HALF COURT | CONC | | | | | CMU/GWB | PT | | | | |
| | BIKE STORAGE | CONC | D PT-1 | --- | --- | --- | CMU/GWB | PT | CONC | PT | PT | |
| | CATERING PANTRY | CONC | | | | | GWB | PT | | | | |
| | ELEC CLOSET | CONC | D PT-1 | --- | --- | --- | GWB | PT | CONC | PT | PT | |
| | ELEVATOR LOBBY | CONC | | | | | GWB | | GWB | PT | PT | |
| | EXIT STAIRS A & B | CONC | D PT-1 | --- | --- | --- | CONC/GWB | PT | CONC | PT | PT | |
| | GAME ROOM | CONC | | | | | GWB | PT | | | | |
| | IT / ELEC CLOSET | CONC | D PT-1 | --- | --- | --- | CONC/GWB | PT | CONC | PT | PT | |
| | KIDS ROOM | CONC | | | | | GWB | PT | | | | |
| | MANAGEMENT OFFICE | CONC | | | | | GWB | PT | | | | |
| | MECHANICAL ROOM | CONC | D PT-1 | --- | --- | --- | CMU/CONC | PT | CONC | PT | PT | |
| | NORTH CORRIDOR | CONC | | | | | GWB | | GWB | PT | PT | |
| | POWDER ROOM | CONC | | | | | GWB | PT | | | | |
| | RENTAL AMENITIES | CONC | | | | | GWB | PT | | | | |
| | SERVICE HALL | CONC | CT | CT | CT | 4'-0" | GWB | PT | ACT | --- | PT | |
| | SOUTH CORRIDOR | CONC | | | | | GWB | | GWB | PT | PT | |
| | STORAGE | CONC | | | | | GWB | PT | | | | |
| | TODDLERS ROOM | CONC | | | | | GWB | PT | | | | |
| 23rd, 24th, 26th FLOORS | ELEVATOR LOBBY | CONC | D PT-1 | --- | --- | --- | GWB | PT | CONC | PT | PT | |
| | MECHANICAL | CONC | D PT-1 | --- | --- | --- | CONC/GWB | PT | CONC | PT | PT | |
| | EXIT STAIR A | CONC | D PT-1 | --- | --- | --- | CONC/GWB | PT | CONC | PT | PT | |
| | IT / ELEC CLOSET | CONC | D PT-1 | --- | --- | --- | CONC/GWB | PT | CONC | PT | PT | |
| | SERVICE HALL | CONC | D PT-1 | --- | --- | --- | GWB | PT | CONC | PT | PT | |
| | ELECTRICAL | CONC | D PT-1 | --- | --- | --- | CONC/GWB | PT | CONC | PT | PT | |
| | ELECTRICAL CLOSET | CONC | D PT-1 | --- | --- | --- | CONC/GWB | PT | CONC | PT | PT | |
| | ELEVATOR MACHINE RM | CONC | D PT-1 | --- | --- | --- | CONC | PT | CONC | PT | PT | |
| AMENITIES: 25th FLOOR | APT. FOYER | CONC | | | | | GWB | PT | | | | |
| | ATP. KITCHEN | CONC | | | | | GWB | PT | | | | |
| | APT. BATHROOM | CONC | | | | | GWB | PT | | | | |
| | APT.LR / DR / SA | CONC | | | | | GWB | PT | | | | |
| | AV CLOSET | CONC | | | | | GWB | PT | | | | |
| | BILLIARD ROOM | CONC | | | | | GWB | PT | | | | |
| | CLOSET | CONC | | | | | GWB | PT | | | | |
| | CONCIERGE | CONC | | | | | GWB | PT | | | | |
| | CORRIDOR | CONC | | | | | GWB | PT | | | | |
| | DINING ROOM | CONC | | | | | GWB | PT | | | | |
| | ELEVATOR LOBBY | CONC | | | | | GWB | | | | | |
| | EXIT STAIR A | CONC | D PT-1 | --- | --- | --- | CONC/GWB | PT | CONC | PT | PT | |
| | FITNESS ENTRY | CONC | | | | | GWB | PT | | | | |
| | FOYER 1 | CONC | | | | | GWB | PT | | | | |
| | FOYER 2 | CONC | | | | | GWB | PT | | | | |
| | GYM POWDER ROOM | CONC | | | | | GWB | PT | | | | |
| | IT/ ELEC CLOSET | CONC | D PT-1 | --- | --- | --- | CONC/GWB | PT | CONC | PT | PT | |
| | KITCHEN | CONC | | | | | GWB | PT | | | | |
| | LIBRARY | CONC | | | | | GWB | PT | | | | |
| | LOUNGE | CONC | | | | | GWB | PT | | | | |
| | PILATES | CONC | | | | | GWB | PT | | | | |
| | POWDER ROOM | CONC | | | | | GWB | PT | | | | |
| | RESIDENTIAL FOYER | CONC | | | | | GWB | PT | | | | |
| | SCREENING ROOM | CONC | | | | | GWB | PT | | | | |
| | SERVICE HALL | CONC | CT | CT | CT | 4'-0" | GWB | PT | ACT | --- | PT | |
| | SPIN ROOM | CONC | | | | | GWB | PT | | | | |
| | STORAGE | CONC | | | | | GWB | PT | | | | |
| | WET BAR | CONC | | | | | GWB | PT | | | | |
| | WINE TASTING ROOM | CONC | | | | | GWB | PT | | | | |
| | YOGA | CONC | | | | | GWB | PT | | | | |
| CONDO UNITS 27th - 55th FLOORS | BAR / AV | CONC | | | | | GWB | PT | | | | |
| | BATHROOM | CONC | | | | | GWB | PT | | | | |
| | BEDROOM | CONC | | | | | GWB | PT | | | | |
| | CATERER'S KITCHEN | CONC | | | | | GWB | PT | | | | |
| | DRESSING ROOM | CONC | | | | | GWB | PT | | | | |
| | EAT-IN KITCHEN | CONC | | | | | GWB | PT | | | | |
| | EXERCISE / PLAYROOM | CONC | | | | | GWB | PT | | | | |
| | FAMILY / GUEST / STUDY | CONC | | | | | GWB | PT | | | | |
| | FOYER | CONC | | | | | GWB | PT | | | | |
| | GALLERY | CONC | | | | | GWB | PT | | | | |
| | GREAT ROOM | CONC | | | | | GWB | PT | | | | |
| | HALL | CONC | | | | | GWB | PT | | | | |
| | KITCHEN | CONC | | | | | GWB | PT | | | | |
| | LAUNDRY | CONC | | | | | GWB | PT | | | | |
| | LIBRARY | CONC | | | | | GWB | PT | | | | |
| | LINEN | CONC | | | | | GWB | PT | | | | |
| | LIVING RM / DINING RM | CONC | | | | | GWB | PT | | | | |
| | PANTRY | CONC | | | | | GWB | PT | | | | |
| | POWDER ROOM | CONC | | | | | GWB | PT | | | | |
| | SITTING ROOM | CONC | | | | | GWB | PT | | | | |
| | STAFF ROOM | CONC | | | | | GWB | PT | | | | |
| | STORAGE | CONC | | | | | GWB | PT | | | | |
| | WALK-IN CLOSET | CONC | | | | | GWB | PT | | | | |
| | WASHER DRYER | CONC | | | | | GWB | PT | | | | |
| 27th - 55th FLOORS | TANK ROOM | CONC | D PT-1 | --- | --- | --- | CMU/GWB | PT | CONC | PT | PT | |
| | ELEVATOR LOBBY | CONC | | | | | GWB | | | | | |
| | NORTH CORRIDOR | CONC | | | | | GWB | | | | | |
| | EXIT STAIR A | CONC | D PT-1 | --- | --- | --- | CONC/GWB | PT | CONC | PT | PT | |
| | ELEC CLOSET | CONC | D PT-1 | --- | --- | --- | CONC/GWB | PT | CONC | PT | PT | |
| | IT / ELEC CLOSET | CONC | D PT-1 | --- | --- | --- | CONC/GWB | PT | CONC | PT | PT | |
| | SOUTH CORRIDOR | CONC | | | | | GWB | | | | | |
| | SERVICE HALL | CONC | CT | CT | CT | 4'-0" | GWB | PT | ACT | --- | PT | |
| | STORAGE | CONC | | | | | | PT | | | | |
| | | | | | | | GWB | | | | | |
| 56th - 57th FLOORS | CORRIDOR | CONC | D PT-1 | --- | --- | --- | CONC/GWB | PT | CONC | PT | PT | |
| | ELEVATOR LOBBY | CONC | D PT-1 | --- | --- | --- | CONC/GWB | PT | CONC | PT | PT | |
| | EXIT STAIR A | CONC | D PT-1 | --- | --- | --- | CONC/GWB | PT | CONC | PT | PT | |
| | MECHANICAL | CONC | D PT-1 | --- | --- | --- | CONC/GWB | PT | CONC | PT | PT | |

Damian Titus
NYC Buildings
APPROVED
Under Directive 2 of 1975
Date: 03/20/2014:
NYC Development Hub


OWNER:
SNOWPLOW LLC
950 THIRD AVENUE
NEW YORK, NY 10022
TEL.: (212) 486-2000

ARCHITECT OF RECORD:
SLCEArchitects, LLP
841 BROADWAY
NEW YORK, NY 10003
TEL.: 212-979-8400

DESIGN ARCHITECT:
SOM
14 WALL STREET
NEW YORK, NY 10005
TEL.: 212-298-9336

STRUCTURAL ENGINEER:
DESIMONE
18 WEST 18th STREET
NEW YORK, NY 10011
TEL.: 212-532-2211

MEP ENGINEER:
WSP • FLACK+KURTZ
512 SEVENTH AVENUE
NEW YORK, NY 10011
TEL.: 212-532-9600

BUILDING ENVELOPE CONSULTANT:
GMS
GILSANZ MURRAY STEFICEK LLP
129 WEST 27th STREET
NEW YORK, NY 10001
TEL.: 212-254-0030

INTERIOR ARCHITECT:
DANIEL ROMUALDEZ • ARCHITECTS
119 WEST 23rd STREET
NEW YORK, NY 10011
TEL.: 212-989-8429

LIGHTING DESIGNER:
SBLD STUDIO
132 WEST 36th STREET
NEW YORK, NY 10018
TEL.: 212-391-4230

FACADE MAINTENANCE CONSULTANT:
ENTEK ENGINEERING, LLC
166 AMES STREET
HACKENSACK, NJ 07601
TEL.: 201-820-2801

ELEVATOR CONSULTANT:
vda
5 REGENT STREET
LIVINGSTON, NJ 07039
TEL.: 973-994-9220

GEOTECHNICAL CONSULTANT:
LANGAN ENGINEERING
RIVER DRIVE CENTER 1
ELMWOOD PARK, NJ 07407
TEL.: 201-794-6900


| No: | Date: | Revision: |
|---|---|---|
| | 10-10-12 | D.O.B. SUBMITTAL |

NORTH ARROW | SCALE

KEY PLAN:

PROJECT:
252 EAST 57th STREET
NEW YORK, NY

TITLE:
FINISH SCHEDULE

SEAL & SIGNATURE:
REGISTERED ARCHITECT GLORIA B. GLAS 020204 STATE OF NEW YORK

| | |
|---|---|
| SCALE: | AS SHOWN |
| DATE: | 09-02-11 |
| PROJECT No: | 2011-14 |
| FILE No: | 250 EAST 57th STREET |
| DRAWN BY: | |
| CHECKED BY: | |
| DWG. No.: | A-431.00 |

____ OF ____

BDFP OP BLDG 1213035/21 Job Number
B1029834121 Scan Code

# ROOFING AREAS

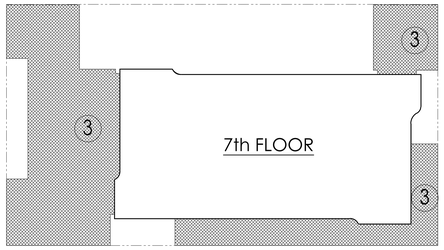


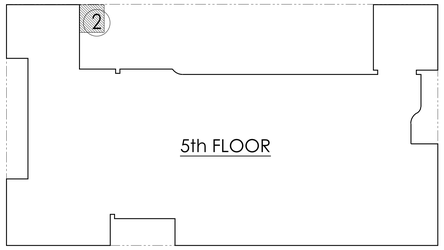


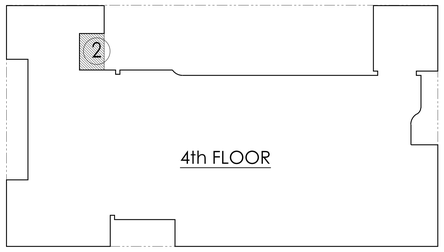


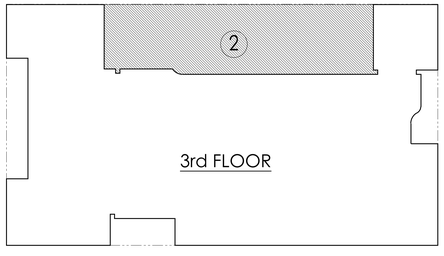


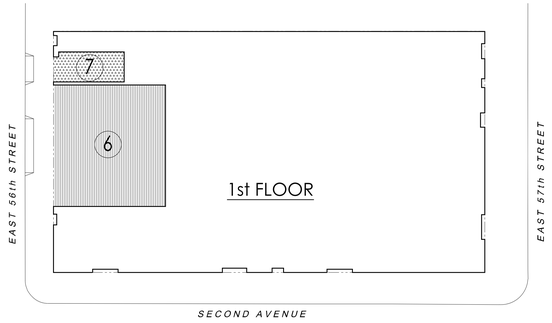


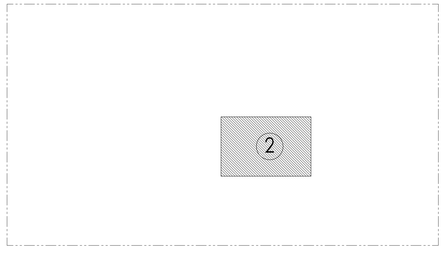


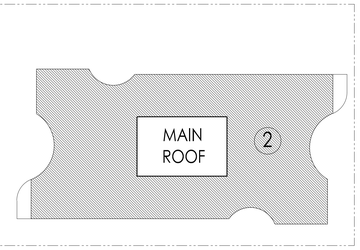


# ROOFING DETAILS

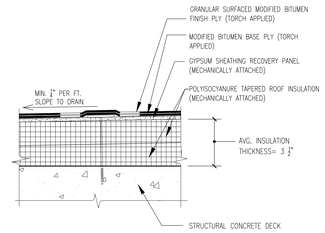


2 BULKHEAD ROOF (TYP.)
SCALE: 3" = 1'-0"

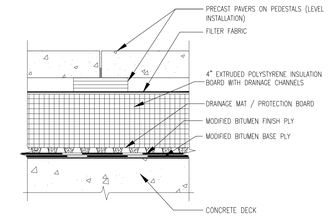


3 TERRACES & MAIN ROOF WATERPROOFING (TYP.)
SCALE: 3" = 1'-0"

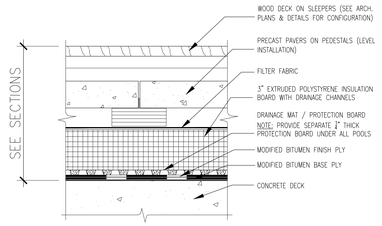


4 PRIVATE TERRACE WATERPROOFING WITH WOOD DECK (TYP.)
SCALE: 3"=1'-0"

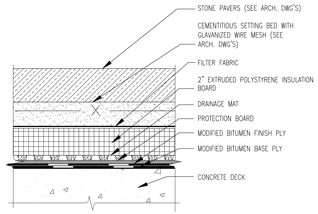


6 1st FLOOR GARDEN / PLAZA WATERPROOFING (TYP.)
SCALE: 3"=1'-0"

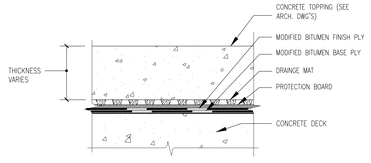


7 DROP OFF & SECONDARY ENTRANCE WATERPROOFING
SCALE: 3"=1'-0"

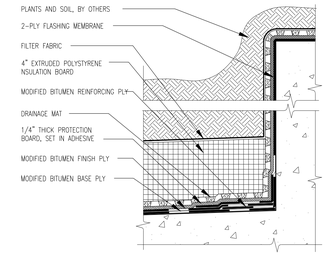


8 TERRACE PLANTER WATERPROOFING
SCALE: 3"=1'-0"

# NOTES

THE DETAILS ON THIS DRAWING ARE INTENDED TO GENERALLY ILLUSTRATE THE ROOFING AND ABOVE-GRADE WATERPROOFING SYSTEMS FOR THE PROJECT. THESE ARE **SCHEMATIC** DETAILS; THEY DO NOT REPRESENT ALL THE CONDITIONS THAT WILL BE ENCOUNTERED IN THE VARIOUS AREAS DESCRIBED. THESE DETAILS MERELY DEFINE THE PRINCIPAL COMPONENTS OF EACH TYPE OF WATERPROOFING / ROOFING DESCRIBED ON THE ACCOMPANYING DRAWINGS AND IN THE SPECIFICATIONS.

# KEY

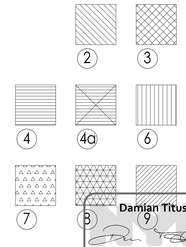


Damian Titus
Buildings
APPROVED
Under Directive 2 of 1975
Date: 03/20/2014:
NYC Development Hub

OWNER:
SNOWPLOW LLC
950 THIRD AVENUE
NEW YORK, NY 10022
TEL.: (212) 486-2000

ARCHITECT OF RECORD:
SLCE*Architects, LLP*
841 BROADWAY
NEW YORK, NY 10003
TEL.: 212-979-8400

DESIGN ARCHITECT:
SOM
14 WALL STREET
NEW YORK, NY 10005
TEL.: 212-298-9336

STRUCTURAL ENGINEER:
DESIMONE
16 WEST 16th STREET
NEW YORK, NY 10011
TEL.: 212-532-2211

MEP ENGINEER:
WSP • FLACK+KURTZ
512 SEVENTH AVENUE
NEW YORK, NY 10011
TEL.: 212-532-9600

BUILDING ENVELOPE CONSULTANT:
GILSANZ MURRAY STEFICEK LLP
129 WEST 27th STREET
NEW YORK, NY 10001
TEL.: 212-254-0030

INTERIOR ARCHITECT:
DANIEL ROMUALDEZ • ARCHITECTS
119 WEST 23rd STREET
NEW YORK, NY 10011
TEL.: 212-989-8429

LIGHTING DESIGNER:
SBLD STUDIO
132 WEST 36th STREET
NEW YORK, NY 10018
TEL.: 212-391-4230

FACADE MAINTENANCE CONSULTANT:
ENTEK ENGINEERING, LLC
166 AMES STREET
HACKENSACK, NJ 07601
TEL.: 201-820-2801

ELEVATOR CONSULTANT:
vda
5 REGENT STREET
LIVINGSTON, NJ 07039
TEL.: 973-994-9220

GEOTECHNICAL CONSULTANT:
LANGAN ENGINEERING
RIVER DRIVE CENTER 1
ELMWOOD PARK, NJ 07407
TEL.: 201-794-6900

| No: | Date: | Revision: |
|---|---|---|
| | 19-10-12 | D.O.B. SUBMITTAL |

NORTH ARROW | SCALE

KEY PLAN:

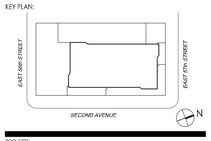


PROJECT:
252 EAST 57th STREET
NEW YORK, NY

TITLE:
ROOFING

SEAL & SIGNATURE:

REGISTERED ARCHITECT OLGA B. OLAS 026020 STATE OF NEW YORK

| | |
|---|---|
| SCALE: | AS SHOWN |
| DATE: | 09-02-11 |
| PROJECT No: | 2011-14 |
| FILE No: | 250 EAST 57th STREET |
| DRAWN BY: | |
| CHECKED BY: | |
| DWG. No.: | A-451.00 |

___ OF ___

# DETAILS

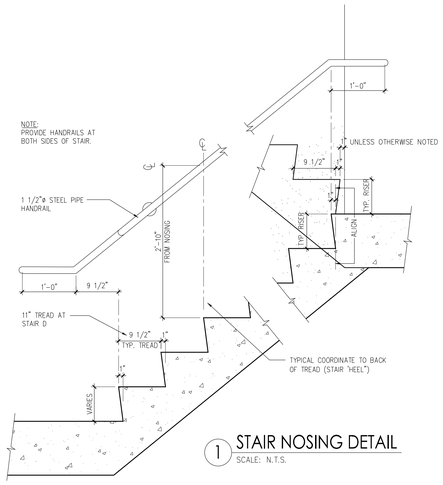


1 STAIR NOSING DETAIL
SCALE: N.T.S.

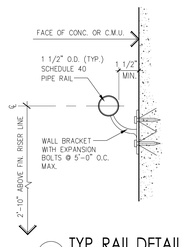


2 TYP. RAIL DETAIL
(@ CONC. & C.M.U.)
SCALE: 3" = 1'-0"

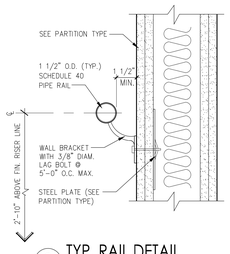


3 TYP. RAIL DETAIL
(@ GWB PARTITION)
SCALE: 3" = 1'-0"

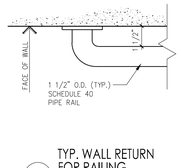


4 TYP. WALL RETURN
FOR RAILING
SCALE: 3" = 1'-0"

# STAIR C

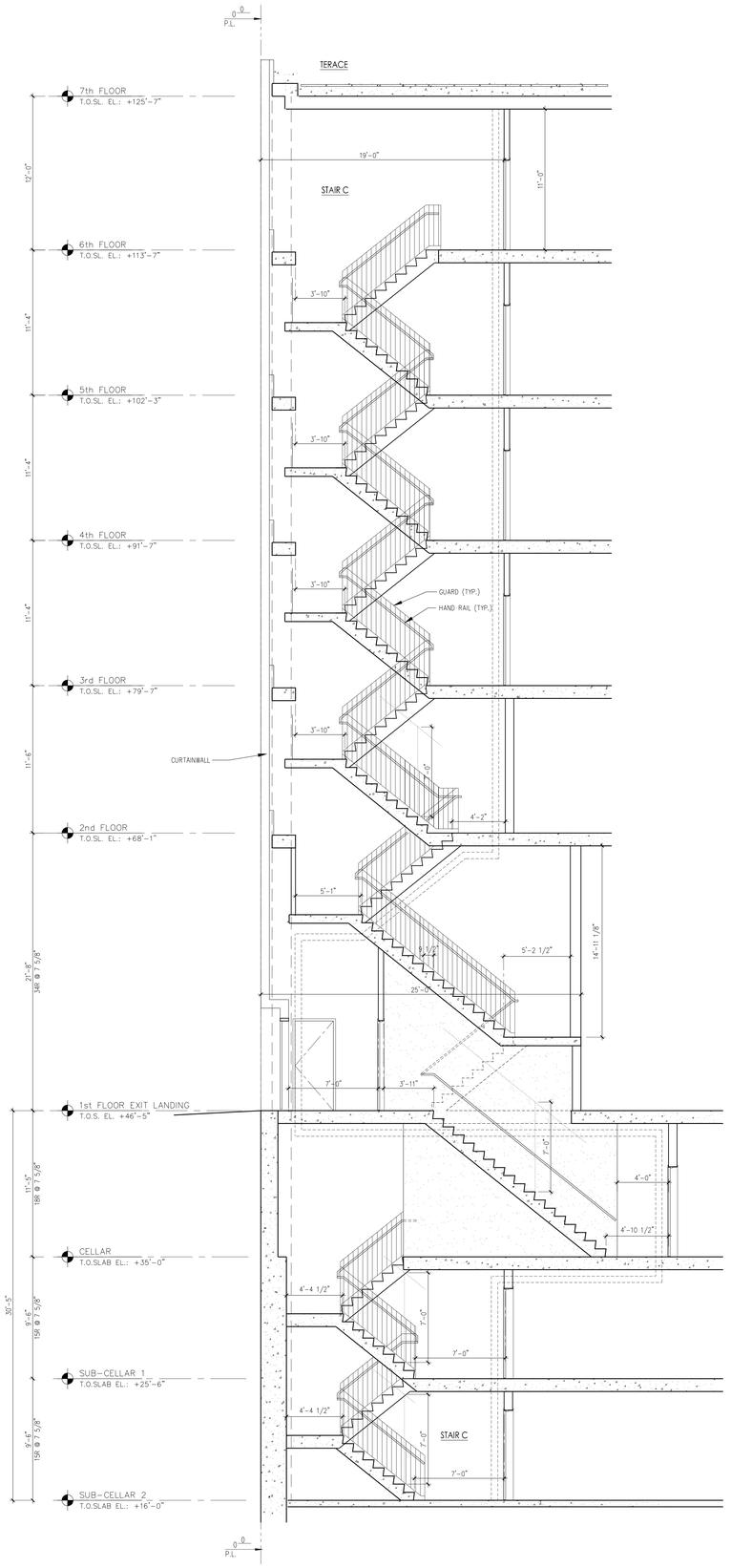


1 STAIR C SECTION
SCALE: 1/4" = 1'-0"

Damian Titus
Buildings
APPROVED
Under Directive 2 of 1975
Date: 03/20/2014:
NYC Development Hub


OWNER:
SNOWPLOW LLC
950 THIRD AVENUE
NEW YORK, NY 10022
TEL.: (212) 486-2000

ARCHITECT OF RECORD:
SLCE*Architects, LLP*
841 BROADWAY
NEW YORK, NY 10003
TEL.: 212-979-8400

DESIGN ARCHITECT:
SOM
14 WALL STREET
NEW YORK, NY 10005
TEL.: 212-298-9336

STRUCTURAL ENGINEER:
DESIMONE
16 WEST 16th STREET
NEW YORK, NY 10011
TEL.: 212-532-2211

MEP ENGINEER:
WSP • FLACK+KURTZ
512 SEVENTH AVENUE
NEW YORK, NY 10011
TEL.: 212-532-9600

BUILDING ENVELOPE CONSULTANT:
GMS
GILSANZ MURRAY STEFICEK LLP
129 WEST 27th STREET
NEW YORK, NY 10001
TEL.: 212-254-0030

INTERIOR ARCHITECT:
DANIEL ROMUALDEZ • ARCHITECTS
119 WEST 23rd STREET
NEW YORK, NY 10011
TEL.: 212-989-8429

LIGHTING DESIGNER:
SBLD STUDIO
132 WEST 36th STREET
NEW YORK, NY 10018
TEL.: 212-391-4230

FACADE MAINTENANCE CONSULTANT:
ENTEK ENGINEERING, LLC
166 AMES STREET
HACKENSACK, NJ 07601
TEL.: 201-820-2801

ELEVATOR CONSULTANT:
vda
5 REGENT STREET
LIVINGSTON, NJ 07039
TEL.: 973-994-9220

GEOTECHNICAL CONSULTANT:
LANGAN ENGINEERING
RIVER DRIVE CENTER 1
ELMWOOD PARK, NJ 07407
TEL.: 201-794-6900


| No: | Date: | Revision: |
|---|---|---|
| | 10-10-12 | D.O.B. SUBMITTAL |
| | 04-20-12 | 100% DD |

NORTH ARROW

SCALE: 0' 1' 2' 4'

KEY PLAN:

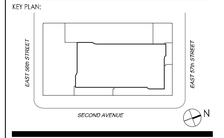


PROJECT:
252 EAST 57th STREET
NEW YORK, NY

TITLE:
STAIRS

SEAL & SIGNATURE:

REGISTERED ARCHITECT
OLIVIA B. GUS
STATE OF NEW YORK
020201

| | |
|---|---|
| SCALE: | AS SHOWN |
| DATE: | 09-03-11 |
| PROJECT No: | 2011-14 |
| FILE No: | 252 EAST 57th STREET |
| DRAWN BY: | |
| CHECKED BY: | |
| DWG. No.: | A-461.00 |

___ OF ___

STAIR D

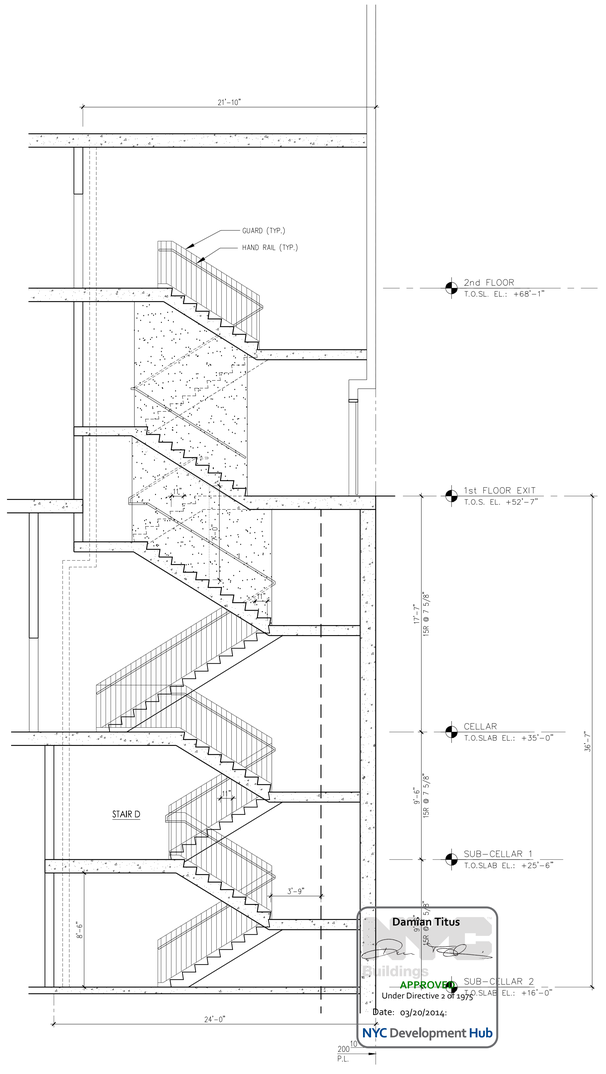


Damian Titus
APPROVED
Under Directive 2 of 1975
Date: 03/20/2014:
NYC Development Hub

1 STAIR D SECTION
SCALE: 1/4" = 1'-0"

OWNER:
SNOWPLOW LLC
950 THIRD AVENUE
NEW YORK, NY 10022
TEL.: (212) 486-2000

ARCHITECT OF RECORD:
SLCE*Architects, LLP*
841 BROADWAY
NEW YORK, NY 10003
TEL.: 212-979-8400

DESIGN ARCHITECT:
SOM
14 WALL STREET
NEW YORK, NY 10005
TEL.: 212-298-9336

STRUCTURAL ENGINEER:
DESIMONE
18 WEST 18th STREET
NEW YORK, NY 10011
TEL.: 212-532-2211

MEP ENGINEER:
WSP • FLACK+KURTZ
512 SEVENTH AVENUE
NEW YORK, NY 10011
TEL.: 212-532-9600

BUILDING ENVELOPE CONSULTANT:
GMS
GILSANZ MURRAY STEFICEK LLP
129 WEST 27th STREET
NEW YORK, NY 10001
TEL.: 212-254-0030

INTERIOR ARCHITECT:
DANIEL ROMUALDEZ • ARCHITECTS
119 WEST 23rd STREET
NEW YORK, NY 10011
TEL.: 212-989-8429

LIGHTING DESIGNER:
SBLD STUDIO
132 WEST 36th STREET
NEW YORK, NY 10018
TEL.: 212-391-4230

FACADE MAINTENANCE CONSULTANT:
ENTEK ENGINEERING, LLC
166 AMES STREET
HACKENSACK, NJ 07601
TEL.: 201-820-2801

ELEVATOR CONSULTANT:
vda
5 REGENT STREET
LIVINGSTON, NJ 07039
TEL.: 973-994-9220

GEOTECHNICAL CONSULTANT:
LANGAN ENGINEERING
RIVER DRIVE CENTER 1
ELMWOOD PARK, NJ 07407
TEL.: 201-794-6900

| No: | Date: | Revision: |
|---|---|---|
| | 10-10-12 | D.O.B. SUBMITTAL |
| | 04-20-12 | 100% DD |

NORTH ARROW
SCALE
0' 1' 2' 4'

KEY PLAN:

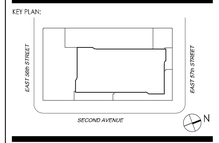


PROJECT:
252 EAST 57th STREET
NEW YORK, NY

TITLE:
STAIRS

SEAL & SIGNATURE:

| | |
|---|---|
| SCALE: | AS SHOWN |
| DATE: | 09-02-11 |
| PROJECT No: | 2011-14 |
| FILE No: | 250 EAST 57th STREET |
| DRAWN BY: | |
| CHECKED BY: | |
| DWG. No.: | A-462.00 |
| | ___ OF ___ |

# STAIR A / B

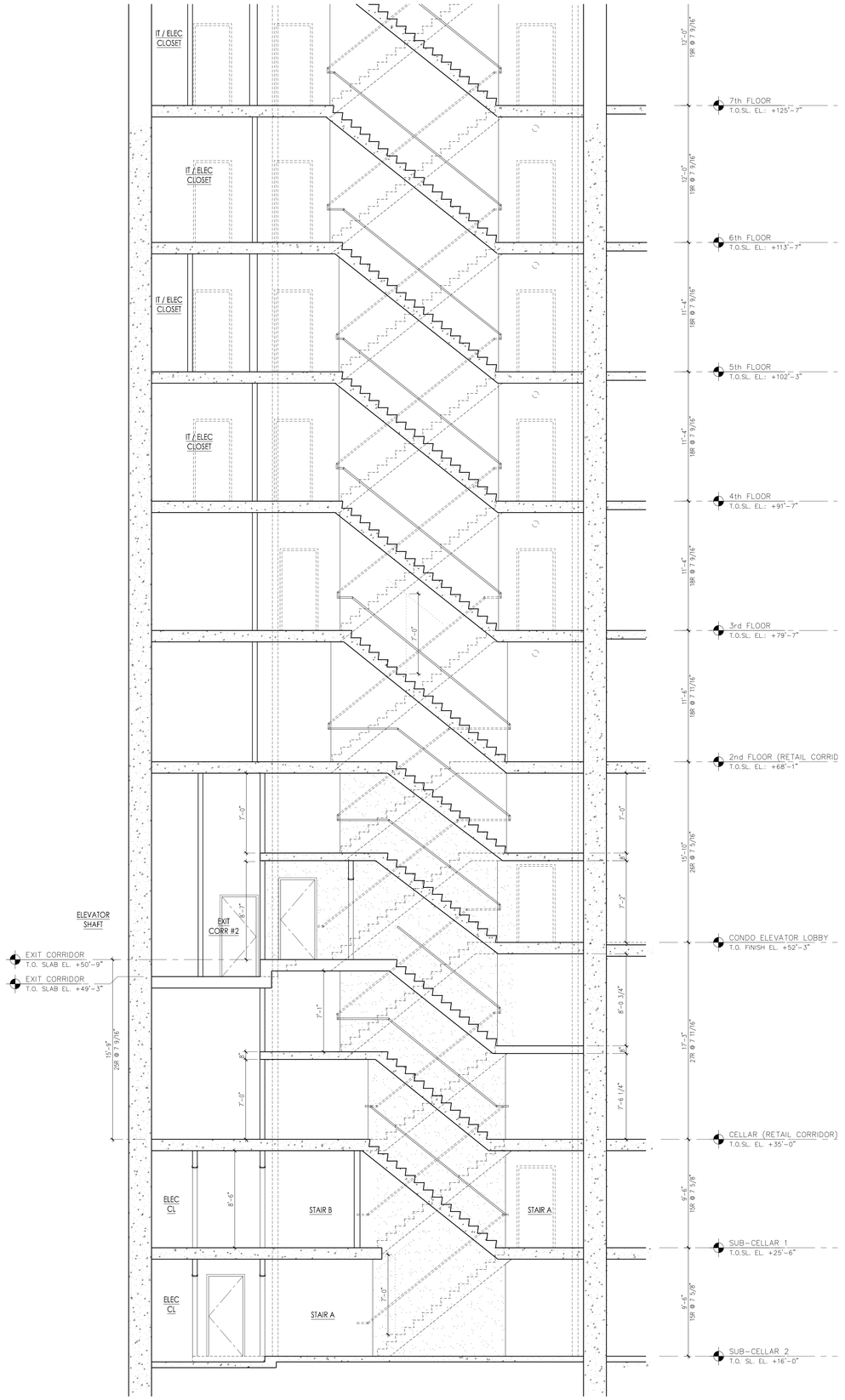


1a STAIR A/B SECTION
SCALE: 1/4" = 1'-0"

1b STAIR A/B SECTION
SCALE: 1/4" = 1'-0"

Damian Titus
Buildings
APPROVED
Under Directive 2 of 1975
Date: 03/20/2014:
NYC Development Hub


DEPT OF BLDGS 121303523 Job Number
E-557-2384069 Scan Code



OWNER:
SNOWPLOW LLC
950 THIRD AVENUE
NEW YORK, NY 10022
TEL.: (212) 486-2000

ARCHITECT OF RECORD:
SLCE*Architects, LLP*
841 BROADWAY
NEW YORK, NY 10003
TEL.: 212-979-8400

DESIGN ARCHITECT:
SOM
14 WALL STREET
NEW YORK, NY 10005
TEL.: 212-298-9336

STRUCTURAL ENGINEER:
DESIMONE
16 WEST 18th STREET
NEW YORK, NY 10011
TEL.: 212-532-2211

MEP ENGINEER:
WSP • FLACK+KURTZ
512 SEVENTH AVENUE
NEW YORK, NY 10011
TEL.: 212-532-9600

BUILDING ENVELOPE CONSULTANT:
GMS
GILSANZ MURRAY STEFICEK LLP
129 WEST 27th STREET
NEW YORK, NY 10001
TEL.: 212-254-0030

INTERIOR ARCHITECT:
DANIEL ROMUALDEZ • ARCHITECTS
119 WEST 23rd STREET
NEW YORK, NY 10011
TEL.: 212-989-8429

LIGHTING DESIGNER:
SBLD STUDIO
132 WEST 36th STREET
NEW YORK, NY 10018
TEL.: 212-391-4230

FACADE MAINTENANCE CONSULTANT:
ENTEK ENGINEERING, LLC
166 AMES STREET
HACKENSACK, NJ 07601
TEL.: 201-820-2801

ELEVATOR CONSULTANT:
vda
5 REGENT STREET
LIVINGSTON, NJ 07039
TEL.: 973-994-9220

GEOTECHNICAL CONSULTANT:
LANGAN ENGINEERING
RIVER DRIVE CENTER 1
ELMWOOD PARK, NJ 07407
TEL.: 201-794-6900


| No: | Date: | Revision: |
|---|---|---|
| | 10-10-12 | D.O.B. SUBMITTAL |
| | 04-20-12 | 100% DD |

NORTH ARROW

SCALE: 0' 1' 2' 4'

KEY PLAN:

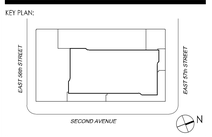


PROJECT:

252 EAST 57th STREET
NEW YORK, NY

TITLE:

STAIRS

SEAL & SIGNATURE:

REGISTERED ARCHITECT
GLORIA B. GILSANZ
022020
STATE OF NEW YORK

| | |
|---|---|
| SCALE: | AS SHOWN |
| DATE: | 09-02-11 |
| PROJECT No: | 2011-14 |
| FILE No: | 250 EAST 57th STREET |
| DRAWN BY: | |
| CHECKED BY: | |
| DWG. No.: | A-463.00 |

____ Of ____

# KITCHENS: RENTAL APARTMENTS (TO BE HANDICAPPED ADAPTABLE)

## APPLIANCES

| I.D. | ITEM | MANUFACTURER | MODEL No. | SIZE | FINISH | NOTES |
|---|---|---|---|---|---|---|
| SOM-AP-201 | REFRIG-FREEZER | LIEBHERR | HC 1050 | 21-15/16" W x 69-21/32" H x 21-7/32" D | INTEGRATED FRONT PANEL TO MATCH CABINETRY | BUILT-IN, BOTTOM FREEZER |
| SOM-AP-202 | DISHWASHER | GE | PDW1800NII | 18" W | INTEGRATED FRONT PANEL TO MATCH CABINETRY | |
| SOM-AP-202 ALT | DISHWASHER | BOSCH | SPV5ES53UC | 18" W | INTEGRATED FRONT PANEL TO MATCH CABINETRY | |
| SOM-AP-203 | DISHWASHER | GE | PDWT502VII | 24" W | INTEGRATED FRONT PANEL TO MATCH CABINETRY | |
| SOM-AP-203 ALT | DISHWASHER | BOSCH | SHV43R53UC | 24" W | INTEGRATED FRONT PANEL TO MATCH CABINETRY | |
| SOM-AP-204 | SPEED OVEN | MIELE | H 4086BM | 23-7/16" W x 18" H x 21-5/16" D | S/S | FULLY INTEGRATED ONVECTION MICROWAVE OVEN |
| SOM-AP-205 | SPEED OVEN | GE | PSB1201NSS | 29-25-32" W x 21-1/2" H x 19-1/32" D | S/S | |
| SOM-AP-206 | COOKTOP | MIELE | KM 360 G | 23-1/16" W x 2-3/16" H x 20-1/4" D | S/S | GAS, 4 BURNER |
| SOM-AP-207 | COOKTOP | GE | PGP943SETSS | 30" W x 21" D x 3-13/16" H | S/S | GAS, 4 BURNER |
| SOM-AP-208 | VENT HOOD | FABER | CRIS24SS | 23-9/16" W x 10-1/4" H x 11-7/8" D | S/S | RE-CIRCULATING |
| SOM-AP-209 | VENT HOOD | XFABER | CRIS30 | 29-7/8" W x 11-9/16" H x 11-3/4" D | S/S | RE-CIRCULATING |
| SOM-AP-210 | RANGE | GE | P2S975SEPSS | 31-1/4" W x 36-1/4" H x 27-7/8" D | S/S | DUEL FUEL, SLIDE-IN |
| SOM-AP-210 ALT | RANGE | BOSCH | HDI728U | 31" W x 35-3/4" H x 27" D | S/S | DUEL FUEL, SLIDE-IN |
| SOM-AP-211 | MICROWAVE | GE | PNM1971SRSS | 29-7/8" W x 15-7/8" D x 16-7/8" H | S/S | OVER-THE-RANGE, RECIRCULATING |
| SOM-AP-211 ALT | MICROWAVE | BOSCH | HMV5051U | 29-7/8" W x 16-1/2" H x 15" D | S/S | OVER-THE-RANGE, RECIRCULATING |
| SOM-AP-212 | WASHER | BOSCH | WAS20160UC | 23-9/16" W x 33-3/16" H x 24-1/2" D | S/S | STACKABLE |
| SOM-AP-213 | DRYER | BOSCH | WTE86300US | 23-9/16" W x 33-3/16" H x 24-5/8" D | S/S | STACKABLE, VENTLESS |
| SOM-AP-214 | REFRIG-FREEZER | LIEBHERR | BFI 1061 | 24" W x 25-5/16" D x 80-11/32" H | S/S | BUILT-IN, BOTTOM FREEZER |
| SOM-AP-215 | DISHWASHER | GE | PDW1860NSS | 18" W x 24" D x 32" H | S/S | |
| SOM-AP-215 ALT | DISHWASHER | BOSCH | SPX5ES55UP | 17-5/8" W x 24" D x 32-1/16" H | S/S | |
| SOM-AP-216 | DISHWASHER | GE | PDWT280VSS | 24" W x 24-3/4" D x 34" H | S/S | |
| SOM-AP-216 ALT | DISHWASHER | BOSCH | SHX3AR55UC | 23-9/16" W x 22-9/16" D x 33-7/8" H | S/S | |
| | | | | | | |
| AP- | GARBAGE DISPOSAL | WASTE KING | SS8000TC | | | |
| | | | | | | |
| | | | | | | |

## FIXTURES & FITTINGS

| I.D. | ITEM | MANUFACTURER | MODEL No. | SIZE | FINISH | NOTES |
|---|---|---|---|---|---|---|
| SOM-PF-201 | SINK | FRANKE KINDRED | KCUS21A/8-10BG | 17" x 17" x 8" D | S/S, #4 SATIN | DESIGNER SERIES, UNDERMOUNT |
| SOM-PF-202 | SINK FAUCET | KOHLER | K-7508 PURISH PIMARY | 11-3/8" H x 6" W | POLISHED CHROME | SWING SPOUT, 1 HOLE + SPRAYER |
| | | | | | | |
| | | | | | | |
| | | | | | | |

## FINISHES

| I.D. | ITEM | MANUFACTURER | MODEL No. | SIZE | FINISH | NOTES |
|---|---|---|---|---|---|---|
| SOM-GL-204 | GLASS BACKSPLASH | | | 1/4" THICK ? | GLEAR GLASS WITH BACK PAINTED WITH OPAQUE BROWN TO MATCH SPC201 | |
| SOM-PL-201 | CABINET EXTERIOR, WALL FINISH | | | | LAMINATE TO MATCH DESERT SILVER METALLIC #693 (SATIN) | |
| SOM-PL-202 | CABINET INTERIOR | | | | LAMINATE TO MATCH SOM-PL-202 | |
| SOM-PL-205 | CABINET REVEAL | | | | BROWN TO MATCH ARCH'S SAMPLE | |
| SOM-SPC-201 | COUNTERTOP | CEASERSTONE | LAGOS BLUE 4350 | 3/4" THICK | | EDGE PROFILE TBD, SEALED AS PER MANUFACTURER'S RECOMMENDATIONS |
| | | | | | | |
| | | | | | | |
| | | | | | | |

## MISCELLANEOUS

| I.D. | ITEM | MANUFACTURER | MODEL No. | SIZE | FINISH | NOTES |
|---|---|---|---|---|---|---|
| SOM-TA-206 | SOAP DISPENSER | KOHLER | K-1995 | | VIBRANT POLISHED NICKEL | |
| | TOWEL BAR | VALII & VALLI | A283 | SIZE A | | AT MOVABLE ISLAND |
| | CASTER | SHEPHERD TOTAL LOCK | PYT75120GR-U | | | AT MOVABLE ISLAND |
| | | | | | | |
| | | | | | | |

## DETAILS

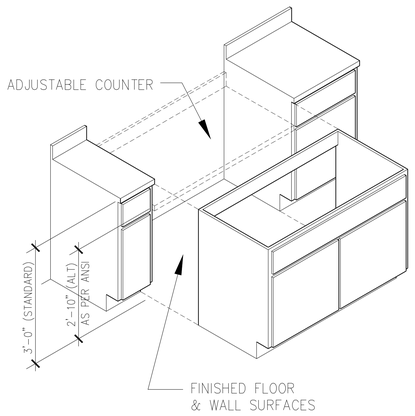


A ADJUSTABLE HEIGHT COUNTER
N.T.S.

## GENERAL NOTES

1. VERIFIY ALL DIMENSIONS IN FIELD. INFORM ARCHITECT OF ANY DISCREPANCIES BEFORE PROCEEDING WITH WORK.
2. ALL KITCHENS TO BE HANDICAPPED ADAPTABLE (UNLESS OTHERWISE NOTED AS HANDICAPPED USABLE.)
3. ALL OVENS TO BE SELF-CLEANING.
4. ALL CONTROLS FOR KITCHEN EQUIPMENT TO COMPLY WITH HANDICAPPED REQUIREMENTS.
5. ROOM SIZE DIMENSIONS ARE MINIMUM TYPICAL DIMENSIONS. FOR EXACT DIMENSIONS, WINDOW LOCATIONS, CEILING HEIGHTS AND MATERIALS, SEE ARCHITECTURAL FLOOR PLANS.
6. APPLIANCES SHOWN ARE FOR INFORMATIONAL PURPOSES ONLY. ACTUAL APPLIANCES TO BE CONFIRMED WITH OWNER.
7. ALL COUNTERTOPS SHALL BE SEALED.
8. FLOORING TO EXTEND COMPLETELY UNDER ALL CABINETS.
9. NO CABINETRY FILLER PIECES SHALL BE GREATER THAN 3".

Damian Titus
NYC Buildings
APPROVED
Under Directive 2 of 1975
Date: 03/20/2014:
NYC Development Hub


DEPT OF BLDGS 121305525 Job Number
B2025895833 Scan Code

OWNER:
SNOWPLOW LLC
950 THIRD AVENUE
NEW YORK, NY 10022
TEL.: (212) 486-2000

ARCHITECT OF RECORD:
SLCE*Architects, LLP*
841 BROADWAY
NEW YORK, NY 10003
TEL.: 212-979-8400

DESIGN ARCHITECT:
SOM
14 WALL STREET
NEW YORK, NY 10005
TEL.: 212-298-9336

STRUCTURAL ENGINEER:
DESIMONE
16 WEST 16th STREET
NEW YORK, NY 10011
TEL.: 212-532-2211

MEP ENGINEER:
WSP • FLACK+KURTZ
512 SEVENTH AVENUE
NEW YORK, NY 10011
TEL.: 212-532-9600

BUILDING ENVELOPE CONSULTANT:
GBS
GILSANZ MURRAY STEFICEK LLP
129 WEST 27th STREET
NEW YORK, NY 10001
TEL.: 212-254-0030

INTERIOR ARCHITECT:
DANIEL ROMUALDEZ • ARCHITECTS
119 WEST 23rd STREET
NEW YORK, NY 10011
TEL.: 212-989-8429

LIGHTING DESIGNER:
SBLD STUDIO
132 WEST 36th STREET
NEW YORK, NY 10018
TEL.: 212-391-4230

FACADE MAINTENANCE CONSULTANT:
ENTEK ENGINEERING, LLC
166 AMES STREET
HACKENSACK, NJ 07601
TEL.: 201-820-2801

ELEVATOR CONSULTANT:
vda
5 REGENT STREET
LIVINGSTON, NJ 07039
TEL.: 973-994-9220

GEOTECHNICAL CONSULTANT:
LANGAN ENGINEERING
RIVER DRIVE CENTER 1
ELMWOOD PARK, NJ 07407
TEL.: 201-794-6900


| No: | Date: | Revision: |
|---|---|---|
| | 10-10-12 | D.O.B. SUBMITTAL |

NORTH ARROW | SCALE

KEY PLAN:

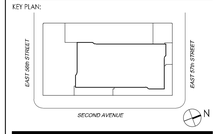


PROJECT:
252 EAST 57th STREET
NEW YORK, NY

TITLE:
RENTAL KITCHENS

SEAL & SIGNATURE:

REGISTERED ARCHITECT GLORIA R. GUEVARA STATE OF NEW YORK 029026

| | |
|---|---|
| SCALE: | AS SHOWN |
| DATE: | 09-02-11 |
| PROJECT No: | 2011-14 |
| FILE No: | 250 EAST 57th STREET |
| DRAWN BY: | |
| CHECKED BY: | |
| DWG. No.: | A-601.00 |

OF

# KITCHENS: RENTAL APARTMENTS (TO BE HANDICAPPED ADAPTABLE)

## KITCHEN A

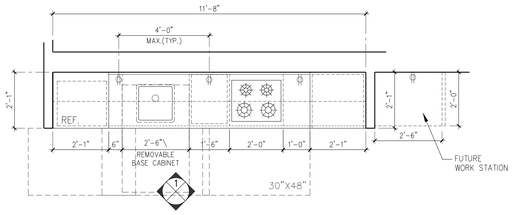


A PLAN
SCALE: 1/2"=1'-0"

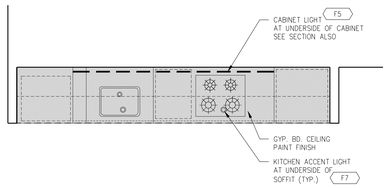


AA REFLECTED CEILING PLAN
SCALE: 1/2"=1'-0"

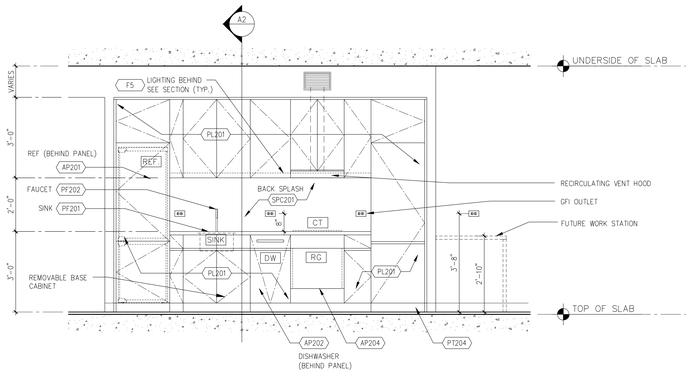


A1 ELEVATION
SCALE: 1/2"=1'-0"

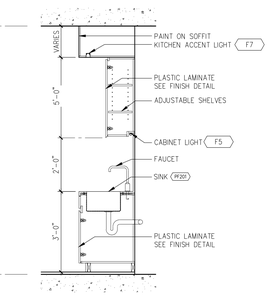


A2 SECTION
SCALE: 1/2"=1'-0"

## KITCHEN B

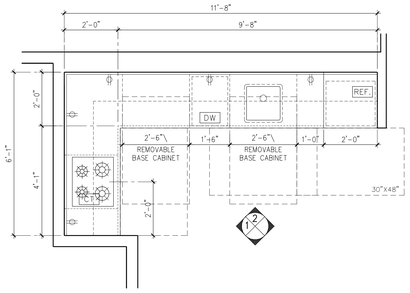


A PLAN
SCALE: 1/2"=1'-0"

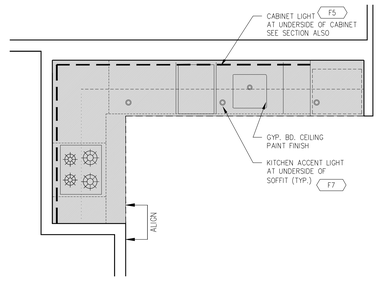


AA REFLECTED CEILING PLAN
SCALE: 1/2"=1'-0"

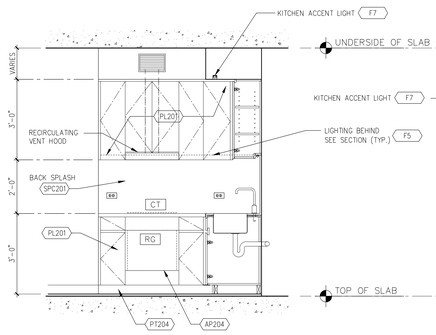


A1 ELEVATION
SCALE: 1/2"=1'-0"

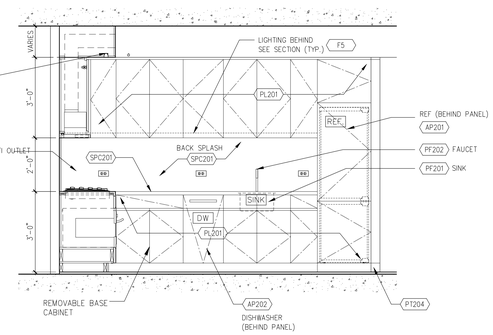


A2 ELEVATION
SCALE: 1/2"=1'-0"

## KITCHEN C

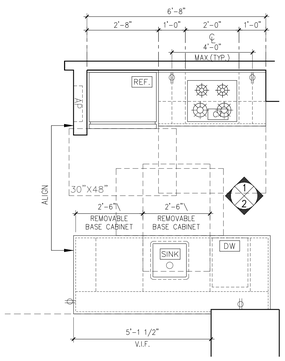


A PLAN
SCALE: 1/2"=1'-0"

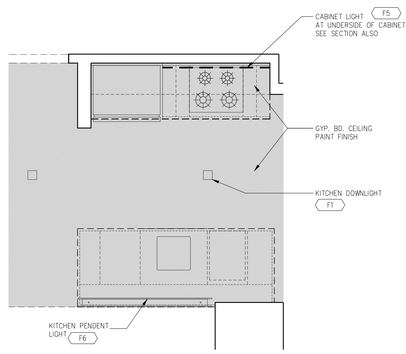


AA REFLECTED CEILING PLAN
SCALE: 1/2"=1'-0"

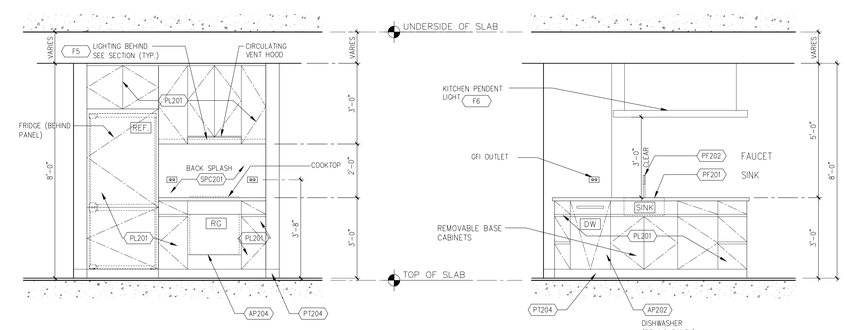


A1 ELEVATION
SCALE: 1/2"=1'-0"




A2 ELEVATION
SCALE: 1/2"=1'-0"

Damian Titus
NYC Buildings
APPROVED
Under Directive 2 of 1975
Date: 03/20/2014:
NYC Development Hub


OWNER:
SNOWPLOW LLC
950 THIRD AVENUE
NEW YORK, NY 10022
TEL.: (212) 486-2000

ARCHITECT OF RECORD:
SLCE*Architects, LLP*
841 BROADWAY
NEW YORK, NY 10003
TEL.: 212-979-8400

DESIGN ARCHITECT:
SOM
14 WALL STREET
NEW YORK, NY 10005
TEL.: 212-298-9336

STRUCTURAL ENGINEER:
DESIMONE
16 WEST 18th STREET
NEW YORK, NY 10011
TEL.: 212-532-2211

MEP ENGINEER:
WSP • FLACK+KURTZ
512 SEVENTH AVENUE
NEW YORK, NY 10011
TEL.: 212-532-9600

BUILDING ENVELOPE CONSULTANT:
GBS
GILSANZ MURRAY STEFICEK LLP
129 WEST 27th STREET
NEW YORK, NY 10001
TEL.: 212-254-0030

INTERIOR ARCHITECT:
DANIEL ROMUALDEZ • ARCHITECTS
119 WEST 23rd STREET
NEW YORK, NY 10011
TEL.: 212-989-8429

LIGHTING DESIGNER:
SBLD STUDIO
132 WEST 36th STREET
NEW YORK, NY 10018
TEL.: 212-391-4230

FACADE MAINTENANCE CONSULTANT:
ENTEK ENGINEERING, LLC
166 AMES STREET
HACKENSACK, NJ 07601
TEL.: 201-820-2801

ELEVATOR CONSULTANT:
vda
5 REGENT STREET
LIVINGSTON, NJ 07039
TEL.: 973-994-9220

GEOTECHNICAL CONSULTANT:
LANGAN ENGINEERING
RIVER DRIVE CENTER 1
ELMWOOD PARK, NJ 07407
TEL.: 201-794-6900


| No: | Date: | Revision: |
|---|---|---|
| | 10-10-12 | D.O.B. SUBMITTAL |

NORTH ARROW | SCALE

KEY PLAN:

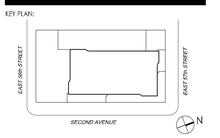


PROJECT:
252 EAST 57th STREET
NEW YORK, NY

TITLE:
RENTAL KITCHENS

SEAL & SIGNATURE:

| | |
|---|---|
| SCALE: | AS SHOWN |
| DATE: | 09-02-11 |
| PROJECT No: | 2011-14 |
| FILE No: | 250 EAST 57th STREET |
| DRAWN BY: | |
| CHECKED BY: | |
| DWG. No.: | A-602.00 |

____ OF ____

# BATHROOMS: RENTAL APARTMENTS (TO BE HANDICAPPED ADAPTABLE )

## FIXTURES & FITTINGS

| I.D. | ITEM | MANUFACTURER | MODEL No. | SIZE | FINISH | NOTES |
|---|---|---|---|---|---|---|
| SOM-PF-203 | SINGLE SINK | CORIAN | | SEE DRAWINGS | WHITE | INTEGRATED SINK & VANITY |
| SOM-PF-204 | COUBLE SINK | CORIAN | | SEE DRAWINGS | WHITE | INTEGRATED SINKS & VANITY |
| SOM-PF-205 | TOILET | TOTO | CST412MF AQUIA DUAL FLUSH | X | WHITE WITH CHROME PUSH BUTTON | ELONGATED SKIRT, UNIVERSAL HEIGHT |
| SOM-PF-206 | SINK FAUCET | KOHLER | K-942-4 STILLNESS | 8" W x 4" D x 7-1/4" H | POLISHED CHROME | WIDESPREAD |
| SOM-PF-207 | SHOWER HEAD | KOHLER | K-967 STILLNESS | | POLISHED CHROME | SINGLE FUNCTION |
| SOM-PF-208 | SHOWER PRESSURE BALANCE TRIM | KOHLER | K-T950-4 STILLNESS | | POLISHED CHROME | RITE TEMP VALVE TRIM |
| SOM-PF-209 | SHOWER HEAD & PRESSURE BALANCE TRIM, TUB SPOUT | KOHLER | K-T948-4 T-952 | | POLISHED CHROME | RITE TEMP PRESSURE BALANC |
| SOM-PF-210 | TUB | KOHLER | K-840 MAESTRO | 66" W x 32" D x 18-1/4" H | WHITE | CAST IRON WITH SAFEGUARD FINISH, ADA COMPLIANT |
| | | | | | | |
| | | | | | | |
| | | | | | | |
| | | | | | | |
| | | | | | | |

## FINISHES

| I.D. | ITEM | MANUFACTURER | MODEL No. | SIZE | FINISH | NOTES |
|---|---|---|---|---|---|---|
| SOM- | X | | | X | X | X |
| | | | | | | |
| | | | | | | |
| | | | | | | |
| | | | | | | |
| | | | | | | |
| | | | | | | |
| | | | | | | |

## ACCESSORIES

| I.D. | ITEM | MANUFACTURER | MODEL No. | SIZE | FINISH | NOTES |
|---|---|---|---|---|---|---|
| SOM-TA-201 | TISSUE HOLDER | KOHLER | K-14393 STILLNESS | 8-3/16" X 1-7/8" | POLISHED CHROME | AT MOVABLE ISLAND |
| SOM-TA-202 | TOWEL BAR | KOHLER | K-14393 STILLNESS | 25-11/16" LONG | POLISHED CHROME | |
| SOM-TA-203 | ROBE HOOK | KOHLER | K-14393 STILLNESS | | POLISHED CHROME | |
| SOM-TA-204 | SHOWER ROD | MCMASTER-CARR | 2707K6 | 72" LONG | POLISHED CHROME BRASS ROD | CUT DOWN IN FIELD |
| SOM-TA-205 | SHOWER DOOR HANDLE | CR LAWRENCE | BPD24CH | 3/4"ø x 24" LONG | POLISHED CHROME SOLID BRASS | BACK-TO-BACK WITHOUT METAL WASHERS |
| SOM-TA-206 | SOAP DISPENSER | KOHLER | K-1995 | | VIBRANT POLISHED NICKEL | |
| | | | | | | |
| | | | | | | |

## MISCELLANEOUS

| I.D. | ITEM | MANUFACTURER | MODEL No. | SIZE | FINISH | NOTES |
|---|---|---|---|---|---|---|
| SOM-GL-201 | MIRROR | TBD | | 1/4" THICK | | |
| SOM-GL-202 | CABINET SHELVES | TBD | | 1/4" THICK TEMPERED | | |
| | | | | | | |
| | | | | | | |
| | | | | | | |
| | | | | | | |
| | | | | | | |
| | | | | | | |

## DETAILS

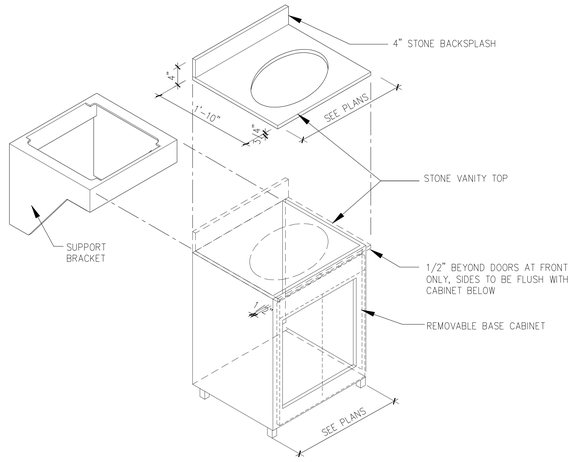


1 ISOMETRIC OF VANITY
NTS

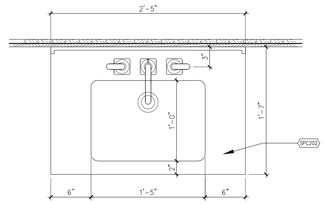


A VANITY PLAN
1 1/2" = 1'-0"

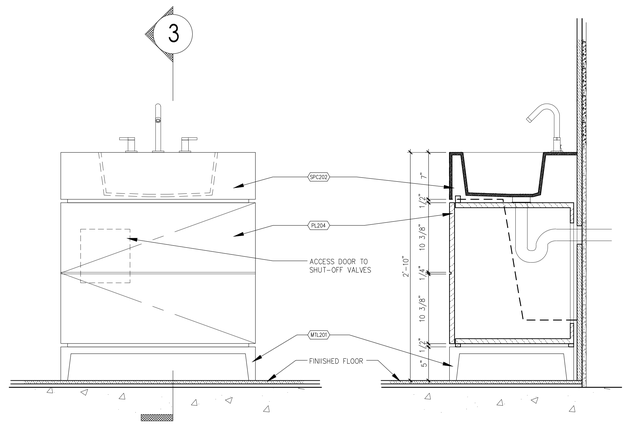


2 VANITY ELEVATION
1 1/2" = 1'-0"

3 VANITY SECTION
1 1/2" = 1'-0"

## GENERAL NOTES

1. VERIFY ALL DIMENSIONS IN FIELD, AND INFORM ARCHITECT OF ANY DISCREPANCIES BEFORE PROCEEDING WITH WORK.
2. MAINTAIN FIRE-RESISTIVE RATING OF ALL WALL PARTITIONS WITH RECESSED ACCESSORIES, TYPICAL.
3. ALL GYPSUM BOARD WALLS SHALL BE WATER- OR MOLD-RESISTANT.
4. PROVIDE DENS-SHIELD AT THREE WALL AROUND TUB AND SHOWER RECEPTACLES.
5. SOME BATHROOMS SHALL BE PROVIDED WITH 20 GA. METAL PLATE REINFORCEMENT FOR THE FUTURE ADDITION OF GRAB BARS. SEE DRAWINGS FOR LOCATIONS.
6. PROVIDE METAL REINFORCEMENT BEHIND TOWEL BARS AND AT ALL OTHER BATHROOM ACCESSORY LOCATIONS. SEE MISCELLANEOUS DETAIL PAGE.
7. ALL ACCESSORIES SHALL BE HANDICAPPED ACCESSIBLE. SEE PAGE A-004.

## ACCESSIBILITY NOTE

ALL BATHROOMS AT RENTAL FLOORS 3rd THROUGH 22nd ARE TYPE B BATHROOMS, APPENDIX P OF NYC BUILDING CODE.

Damian Titus
Buildings
APPROVED
Under Directive 2 of 1975
Date: 03/20/2014:
NYC Development Hub


OWNER:
SNOWPLOW LLC
950 THIRD AVENUE
NEW YORK, NY 10022
TEL.: (212) 486-2000

ARCHITECT OF RECORD:
SLCE*Architects, LLP*
841 BROADWAY
NEW YORK, NY 10003
TEL.: 212-979-8400

DESIGN ARCHITECT:
SOM
14 WALL STREET
NEW YORK, NY 10005
TEL.: 212-298-9336

STRUCTURAL ENGINEER:
DESIMONE
16 WEST 18th STREET
NEW YORK, NY 10011
TEL.: 212-532-2211

MEP ENGINEER:
WSP • FLACK+KURTZ
512 SEVENTH AVENUE
NEW YORK, NY 10011
TEL.: 212-532-9600

BUILDING ENVELOPE CONSULTANT:
GMS
GILSANZ MURRAY STEFICEK LLP
129 WEST 27th STREET
NEW YORK, NY 10001
TEL.: 212-254-0030

INTERIOR ARCHITECT:
DANIEL ROMUALDEZ • ARCHITECTS
119 WEST 23rd STREET
NEW YORK, NY 10011
TEL.: 212-989-8429

LIGHTING DESIGNER:
SBLD STUDIO
132 WEST 36th STREET
NEW YORK, NY 10018
TEL.: 212-391-4230

FACADE MAINTENANCE CONSULTANT:
ENTEK ENGINEERING, LLC
166 AMES STREET
HACKENSACK, NJ 07601
TEL.: 201-820-2801

ELEVATOR CONSULTANT:
vda
5 REGENT STREET
LIVINGSTON, NJ 07039
TEL.: 973-994-9220

GEOTECHNICAL CONSULTANT:
LANGAN ENGINEERING
RIVER DRIVE CENTER 1
ELMWOOD PARK, NJ 07407
TEL.: 201-794-6900


| No: | Date: | Revision: |
|---|---|---|
| | 10-10-12 | D.O.B. SUBMITTAL |

NORTH ARROW | SCALE

KEY PLAN:

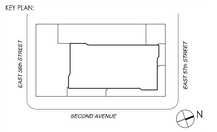


PROJECT:
252 EAST 57th STREET
NEW YORK, NY

TITLE:
RENTAL BATHROOMS:
SPECS, NOTES & DETAILS

SEAL & SIGNATURE:

| | |
|---|---|
| SCALE: | AS SHOWN |
| DATE: | 09-03-11 |
| PROJECT No: | 2011-14 |
| FILE No: | 250 EAST 57th STREET |
| DRAWN BY: | |
| CHECKED BY: | |
| DWG. No.: | A-621.00 |

___ OF ___

DEPT OF BLDGS 121305323 Job Number
E-2 Work Order

# BATHROOM

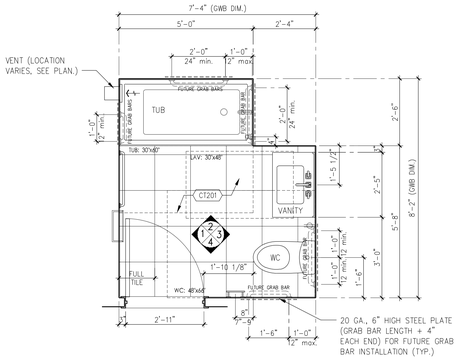


A PLAN
1/2" = 1'-0"

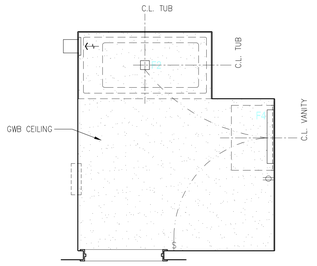


AA RCP
1/2" = 1'-0"

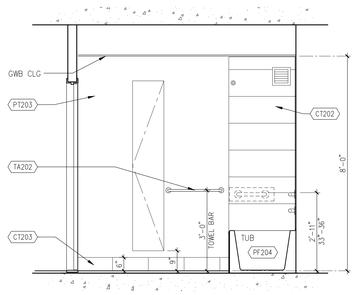


1 ELEVATION
1/2" = 1'-0"

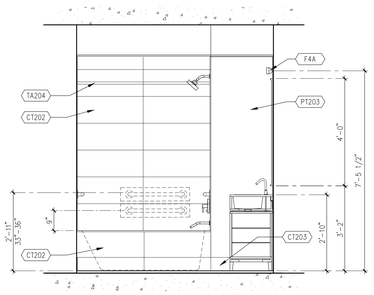


2 ELEVATION
1/2" = 1'-0"

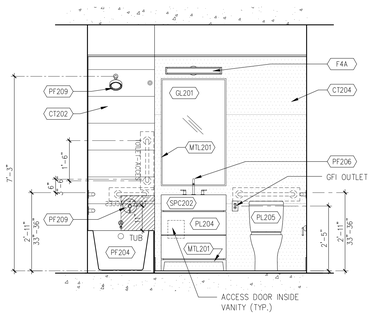


3 ELEVATION
1/2" = 1'-0"

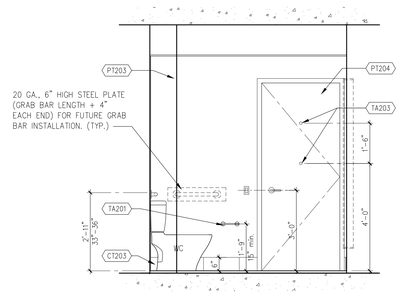


4 ELEVATION
1/2" = 1'-0"

Damian Titus
NYC Buildings
APPROVED
Under Directive 2 of 1975
Date: 03/20/2014:
NYC Development Hub

OWNER:
SNOWPLOW LLC
950 THIRD AVENUE
NEW YORK, NY 10022
TEL.: (212) 486-2000

ARCHITECT OF RECORD:
SLCE*Architects, LLP*
841 BROADWAY
NEW YORK, NY 10003
TEL.: 212-979-8400

DESIGN ARCHITECT:
SOM
14 WALL STREET
NEW YORK, NY 10005
TEL.: 212-298-9336

STRUCTURAL ENGINEER:
DESIMONE
16 WEST 16th STREET
NEW YORK, NY 10011
TEL.: 212-532-2211

MEP ENGINEER:
WSP • FLACK+KURTZ
512 SEVENTH AVENUE
NEW YORK, NY 10011
TEL.: 212-532-9600

BUILDING ENVELOPE CONSULTANT:
GBS
GILSANZ MURRAY STEFICEK LLP
129 WEST 27th STREET
NEW YORK, NY 10001
TEL.: 212-254-0030

INTERIOR ARCHITECT:
DANIEL ROMUALDEZ • ARCHITECTS
119 WEST 23rd STREET
NEW YORK, NY 10011
TEL.: 212-989-8429

LIGHTING DESIGNER:
SBLD STUDIO
132 WEST 36th STREET
NEW YORK, NY 10018
TEL.: 212-391-4230

FACADE MAINTENANCE CONSULTANT:
ENTEK ENGINEERING, LLC
166 AMES STREET
HACKENSACK, NJ 07601
TEL.: 201-820-2801

ELEVATOR CONSULTANT:
vda
5 REGENT STREET
LIVINGSTON, NJ 07039
TEL.: 973-994-9220

GEOTECHNICAL CONSULTANT:
LANGAN ENGINEERING
RIVER DRIVE CENTER 1
ELMWOOD PARK, NJ 07407
TEL.: 201-794-6900

| No: | Date: | Revision: |
|---|---|---|
| | 10-10-12 | D.O.B. SUBMITTAL |

NORTH ARROW

SCALE 0' 1' 2' 4'

KEY PLAN:

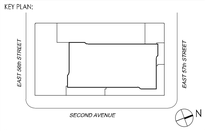


PROJECT:
252 EAST 57th STREET
NEW YORK, NY

TITLE:
RENTAL BATHROOMS:
PLANS, RCPS & ELEVATIONS

SEAL & SIGNATURE:
REGISTERED ARCHITECT RICHARD D. CLARK 029026 STATE OF NEW YORK

| | |
|---|---|
| SCALE: | AS SHOWN |
| DATE: | 09-02-11 |
| PROJECT No: | 2011-14 |
| FILE No: | 250 EAST 57th STREET |
| DRAWN BY: | |
| CHECKED BY: | |
| DWG. No.: | A-622.00 |
| | OF |

DEPT OF BLDGS 121305325 Job Number
ES7131853B9 Work Order

# KITCHENS: CONDO APARTMENTS (TO BE HANDICAPPED ADAPTABLE)

## APPLIANCES

| I.D. | ITEM | MANUFACTURER | MODEL No. | SIZE | FINISH | NOTES |
|---|---|---|---|---|---|---|
| DRA-R-F-01 | REFRIG-FREEZER | SUB-ZERO | 700TCI | 27" X 24" X 80" | INTEGRATED FRONT STAINLESS STEEL PANEL- AS ACCESSORIES | PANELS NOT INSTALLED AT THE FACTORY |
| DRA-R-F-02 | ALL REFRIGERATOR | SUB-ZERO | IC-27R | 27" X 24" X 81" | INTEGRATED FRONT STAINLESS STEEL PANEL- AS ACCESSORIES | PANELS NOT INSTALLED AT THE FACTORY |
| DRA-R-F-03 | REFRIG-FREEZER | SUB-ZERO | 736TCI | 36" X 24" X 80" | INTEGRATED FRONT STAINLESS STEEL PANEL- AS ACCESSORIES | PANELS NOT INSTALLED AT THE FACTORY |
| DRA-R-01 | ALL REFRIGERATOR | SUB-ZERO | 736TR | 36" X 24" X 80" | INTEGRATED FRONT STAINLESS STEEL PANEL- AS ACCESSORIES | PANELS NOT INSTALLED AT THE FACTORY |
| DRA-F-01 | ALL FREEZER | SUB-ZERO | IC-27FI | 27" X 24" X 81" | INTEGRATED FRONT STAINLESS STEEL PANEL- AS ACCESSORIES | PANELS NOT INSTALLED AT THE FACTORY |
| DRA-F-02 | ALL FREEZER | SUB-ZERO | 736TFI | 36" X 24" X 80" | INTEGRATED FRONT STAINLESS STEEL PANEL- AS ACCESSORIES | PANELS NOT INSTALLED AT THE FACTORY |
| DRA-WS-01 | WINE STORAGE | SUB-ZERO | 424 G/S/TH | 23 7/8" X 24" X 34" | STAINLESS STEEL | UNDERCOUNTER |
| DRA-WS-02 | WINE STORAGE | SUB-ZERO | 427 G | 27" X 24" X 80" | STAINLESS STEEL PANEL W/ HANDLE | UNDERCOUNTER, PANELS NOT INSTALLED AT THE FACTORY |
| DRA-WS-03 | WINE STORAGE | 50 U-LINE, WINE CAPTAIN | 2275 ZWC | 23 15/16" X 23 1/4" X 34 1/8" | SOLID PANEL OVERLAY | UNDERCOUNTER, DUAL ZONE SYSTEM |
| DRA-WS-04 | WINE STORAGE | GOOD DESIGN OR GAGGENNAU | RW 414 760 | 18" X 23 15/16" X 84" | FULLY INTEGRATED, W/ SOLID CUSTOM PANEL | W/ TWO TEMPERATURE ZONE |
| DRA-WS-05 | WINE STORAGE | GOOD DESIGN OR GAGGENNAU | RW 464 760 | 24" X 23 15/16" X 84" | FULLY INTEGRATED, W/ SOLID CUSTOM PANEL | W/ TWO TEMPERATURE ZONE |
| DRA-RNG-01 | 4 BURNER RANGE | MIELE | KM 3465 LP | 30 1/16" X 20 5/16" | STAINLESS STEEL | FAST IGNITION SYSTEM |
| DRA-RNG-02 | 5 BURNER RANGE | MIELE | KM 3475 LP | 36 1/16" X 20 5/16" | STAINLESS STEEL | FAST IGNITION SYSTEM |
| DRA-RNG-03 | COMBISET | MIELE | CS 1028 WOK COMBISET | 15" PER UNIT OF COMBINATION | STAINLESS STEEL | FAST IGNITION SYSTEM |
| DRA-HD-01 | HOOD | MIELE | DA-3180 | 30" WIDTH | STAINLESS STEEL | BUILT-IN HOOD, RECIRCULATED USE |
| DRA-HD-02 | HOOD | MIELE | DA-3190 | 36" WIDTH | STAINLESS STEEL | BUILT-IN HOOD, RECIRCULATED USE |
| DRA-OV-01 | OVEN | MIELE, MASTERCHEF SINGLE OVEN | H 4786 BP | 27" WIDTH | BLACK GLASS, CLEAN TOUCH STEEL | 17 OPERATING MODE |
| DRA-OV-02 | OVEN | MIELE, MASTERCHEF SINGLE OVEN | H 4886 BP | 30" WIDTH | BLACK GLASS, CLEAN TOUCH STEEL | 17 OPERATING MODE |
| DRA-SP-OV-01 | SPEED OVEN | MIELE, EUROPA MASTERCHEF | H 40846BM | 24" WIDTH | BLACK GLASS, CLEAN TOUCH STEEL | 15 OPERATING MODE |
| DRA-ST-OV-01 | STEAM OVEN | MIELE, EUROPA MASTERCHEF | DG 4086 | 24" WIDTH | BLACK GLASS, CLEAN TOUCH STEEL | MULTI-TIER OPERATING MODE |
| DRA-CM-01 | NESPRESSO COFFEE MAKER | CAPSULE-DRIVEN COFFEE SYSTEM | CVA 2662 | 23 5/8" (23.62")WIDTH | CLEAN TOUCH STEEL | MULTI-TIER OPERATING MODE |
| DRA-WD-01 | WARMING DRAWER | MIELE, EUROPA CLEAN TOUCH STEEL | ESW 4086-14 | 24" WIDTH | CLEAN TOUCH STAINLESS STEEL | TIME CONTROL 4-HOUR TIMER |
| DRA-WD-02 | WARMING DRAWER | MIELE, EUROPA CLEAN TOUCH STEEL | ESW 4816 | 30" WIDTH | CLEAN TOUCH STAINLESS STEEL | DUAL HAETING SYSTEM, RAPID HEAET-UP, TIME CONTROL 4-HOUR TIMER |
| DRA-DW-01 | DISHWASHER | MIELE | G 5570 SCVi | 23 9/16" X 22 7/16" X 32 1/16" | ACCEPT CUSTOM DOOR PANEL (REQUIRED) | 6 WASH PROGRAMS PLUS TURBO MODE & INTENSIVE MODE |
| | | | | | | |
| | | | | | | |

## FIXTURES & FITTINGS

| I.D. | ITEM | MANUFACTURER | MODEL No. | SIZE | FINISH | NOTES |
|---|---|---|---|---|---|---|
| DRA-S-01 | SINK | KOHLER | K-3760 | 33" X 18 1/2" | NA | 16-GAUGE STAINLESS STEEL, UNDERMOUNTED |
| DRA-S-02 | SINK | ELKAY | EFRU191610 | 21 1/2" X 18 1/2" | EXPOSED SURFACES-POLISHED TO A BRIGHT SATIN FINISH | 16-GAUGE STAINLESS STEEL, UNDERMOUNTED |
| DRA-S-03 | BAR SINK | BATES AND BATES | CS 100,150 | 11 1/4" X 13 1/4" | POLISHED NICKEL SILVER | VITREOUS CHINA, UNDER COUNTER |
| DRA-F-01 | FAUCET | X | TBD | X | X | X |
| DRA-F-02 | FAUCET | X | TBD | X | X | X |
| DRA-F-03 | FAUCET | X | TBD | X | X | X |

## FINISHES

| I.D. | ITEM | MANUFACTURER | MODEL No. | SIZE | FINISH | NOTES |
|---|---|---|---|---|---|---|
| DRA- | X | | | X | X | |
| | | | | | | |
| | | | | | | |
| | | | | | | |
| | | | | | | |
| | | | | | | |
| | | | | | | |
| | | | | | | |

## MISCELLANEOUS

| I.D. | ITEM | MANUFACTURER | MODEL No. | SIZE | FINISH | NOTES |
|---|---|---|---|---|---|---|
| DRA- | X | X | X | | X | |
| | | | | | | |
| | | | | | | |
| | | | | | | |
| | | | | | | |

## DETAILS

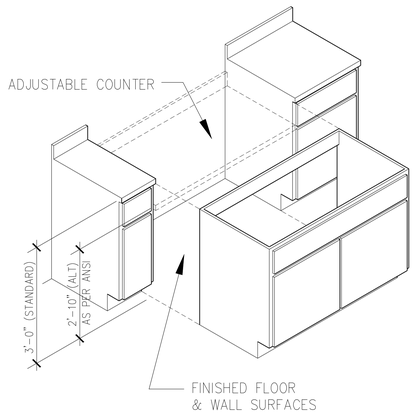


A ADJUSTABLE HEIGHT COUNTER
N.T.S.

## GENERAL NOTES

1. VERIFIY ALL DIMENSIONS IN FIELD. INFORM ARCHITECT OF ANY DISCREPANCIES BEFORE PROCEEDING WITH WORK.
2. ALL KITCHENS TO BE HANDICAPPED ADAPTABLE (UNLESS OTHERWISE NOTED AS HANDICAPPED USABLE.)
3. ALL OVENS TO BE SELF-CLEANING.
4. ALL CONTROLS FOR KITCHEN EQUIPMENT TO COMPLY WITH HANDICAPPED REQUIREMENTS.
5. ROOM SIZE DIMENSIONS ARE MINIMUM TYPICAL DIMENSIONS. FOR EXACT DIMENSIONS, WINDOW LOCATIONS, CEILING HEIGHTS AND MATERIALS, SEE ARCHITECTURAL FLOOR PLANS.
6. APPLIANCES SHOWN ARE FOR INFORMATIONAL PURPOSES ONLY. ACTUAL APPLIANCES TO BE CONFIRMED WITH OWNER.
7. ALL COUNTERTOPS SHALL BE SEALED.
8. FLOORING TO EXTEND COMPLETELY UNDER ALL CABINETS.
9. NO CABINETRY FILLER PIECES SHALL BE GREATER THAN 3".

Damian Titus
NYC Buildings
APPROVED
Under Directive 2 of 1975
Date: 03/20/2014:
NYC Development Hub

OWNER:
SNOWPLOW LLC
950 THIRD AVENUE
NEW YORK, NY 10022
TEL.: (212) 486-2000

ARCHITECT OF RECORD:
SLCE*Architects, LLP*
841 BROADWAY
NEW YORK, NY 10003
TEL.: 212-979-8400

DESIGN ARCHITECT:
SOM
14 WALL STREET
NEW YORK, NY 10005
TEL.: 212-298-9336

STRUCTURAL ENGINEER:
DESIMONE
16 WEST 18th STREET
NEW YORK, NY 10011
TEL.: 212-532-2211

MEP ENGINEER:
WSP • FLACK+KURTZ
512 SEVENTH AVENUE
NEW YORK, NY 10011
TEL.: 212-532-9600

BUILDING ENVELOPE CONSULTANT:
GMS
GILSANZ MURRAY STEFICEK LLP
129 WEST 27th STREET
NEW YORK, NY 10001
TEL.: 212-254-0030

INTERIOR ARCHITECT:
DANIEL ROMUALDEZ • ARCHITECTS
119 WEST 23rd STREET
NEW YORK, NY 10011
TEL.: 212-989-8429

LIGHTING DESIGNER:
SBLD STUDIO
132 WEST 36th STREET
NEW YORK, NY 10018
TEL.: 212-391-4230

FACADE MAINTENANCE CONSULTANT:
ENTEK ENGINEERING, LLC
166 AMES STREET
HACKENSACK, NJ 07601
TEL.: 201-820-2801

ELEVATOR CONSULTANT:
vda
5 REGENT STREET
LIVINGSTON, NJ 07039
TEL.: 973-994-9220

GEOTECHNICAL CONSULTANT:
LANGAN ENGINEERING
RIVER DRIVE CENTER 1
ELMWOOD PARK, NJ 07407
TEL.: 201-794-6900

| No: | Date: | Revision: |
|---|---|---|
| | 10-10-12 | D.O.B. SUBMITTAL |
| | 04-20-12 | 100% DD |
| | 10-14-11 | 100% SD |

NORTH ARROW: N
SCALE: 0' 1" 2" 4"

KEY PLAN:
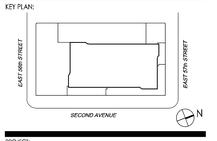


PROJECT:
252 EAST 57th STREET
NEW YORK, NY

TITLE:
CONDO KITCHEN:
SPECS, DETAIL, NOTES

SEAL & SIGNATURE:

| | |
|---|---|
| SCALE: | AS SHOWN |
| DATE: | 09-02-11 |
| PROJECT No: | 2011-14 |
| FILE No: | 250 EAST 57th STREET |
| DRAWN BY: | |
| CHECKED BY: | |
| DWG. No.: | A-641.00 |

___ OF ___

BEFT OP BLDGS 121305523 Job Number
B1001458513 Work Order

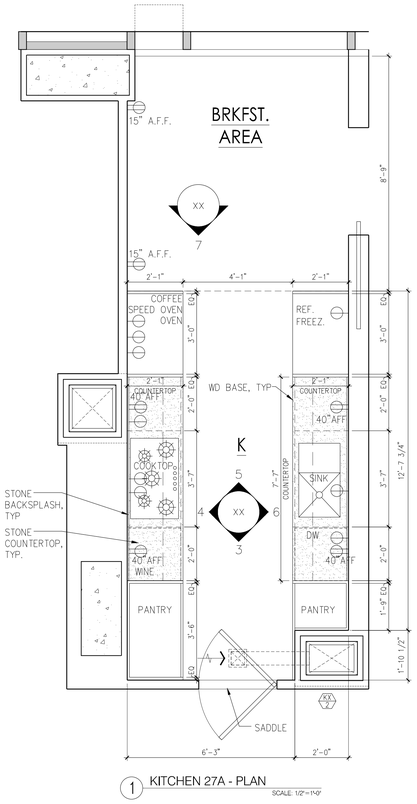


1 KITCHEN 27A - PLAN
SCALE: 1/2"=1'-0"

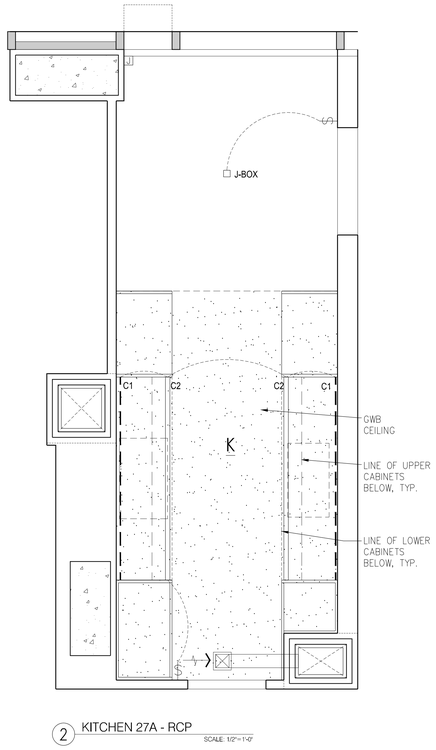


2 KITCHEN 27A - RCP
SCALE: 1/2"=1'-0"

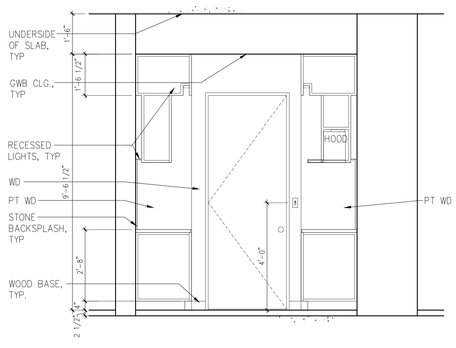


3 ELEVATION
SCALE: 1/2"=1'-0"

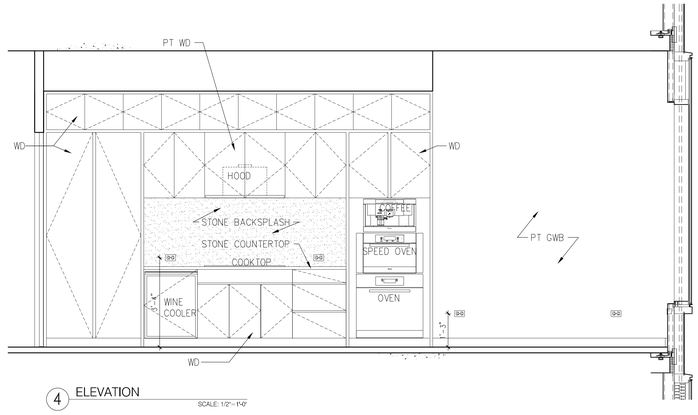


4 ELEVATION
SCALE: 1/2"=1'-0"

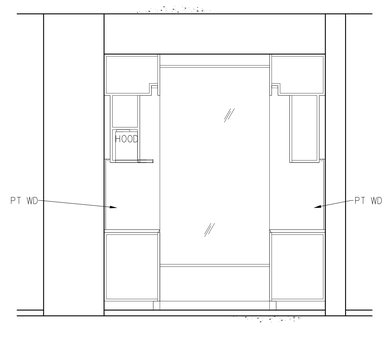


5 ELEVATION
SCALE: 1/2"=1'-0"

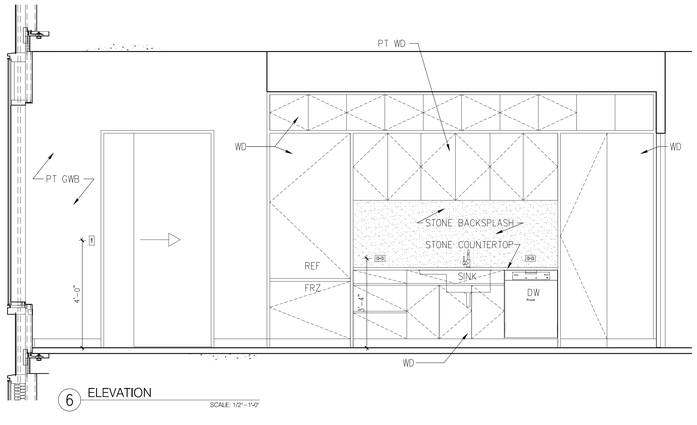


6 ELEVATION
SCALE: 1/2"=1'-0"

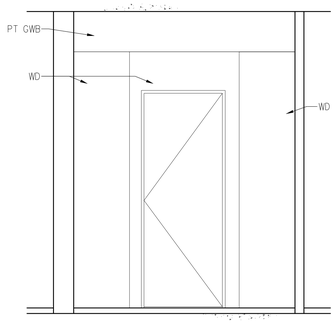


7 ELEVATION
SCALE: 1/2"=1'-0"

OWNER:
SNOWPLOW LLC
950 THIRD AVENUE
NEW YORK, NY 10022
TEL.: (212) 486-2000

ARCHITECT OF RECORD:
SLCE*Architects, LLP*
841 BROADWAY
NEW YORK, NY 10003
TEL.: 212-979-8400

DESIGN ARCHITECT:
SOM
14 WALL STREET
NEW YORK, NY 10005
TEL.: 212-298-9336

STRUCTURAL ENGINEER:
DESIMONE
16 WEST 18th STREET
NEW YORK, NY 10011
TEL.: 212-532-2211

MEP ENGINEER:
WSP • FLACK+KURTZ
512 SEVENTH AVENUE
NEW YORK, NY 10011
TEL.: 212-532-9600

BUILDING ENVELOPE CONSULTANT:
GBS
GILSANZ MURRAY STEFICEK LLP
129 WEST 27th STREET
NEW YORK, NY 10001
TEL.: 212-254-0030

INTERIOR ARCHITECT:
DANIEL ROMUALDEZ • ARCHITECTS
119 WEST 23rd STREET
NEW YORK, NY 10011
TEL.: 212-989-8429

LIGHTING DESIGNER:
SBLD STUDIO
132 WEST 36th STREET
NEW YORK, NY 10018
TEL.: 212-391-4230

FACADE MAINTENANCE CONSULTANT:
ENTEK ENGINEERING, LLC
166 AMES STREET
HACKENSACK, NJ 07601
TEL.: 201-820-2801

ELEVATOR CONSULTANT:
vda
5 REGENT STREET
LIVINGSTON, NJ 07039
TEL.: 973-994-9220

GEOTECHNICAL CONSULTANT:
LANGAN ENGINEERING
RIVER DRIVE CENTER 1
ELMWOOD PARK, NJ 07407
TEL.: 201-794-6900

| No: | Date: | Revision: |
|---|---|---|
| | 10-10-12 | D.O.B. SUBMITTAL |
| | 04-20-12 | 100% DD |
| | 10-14-11 | 100% SD |

NORTH ARROW: N
SCALE: 0' 1" 2" 4"

KEY PLAN:

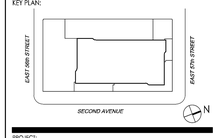


PROJECT:
252 EAST 57th STREET
NEW YORK, NY

TITLE:
CONDO KITCHEN:
PLANS, RCPS & ELEVATIONS

Damian Titus
Buildings
APPROVED
Under Directive 2 of 1975
Date: 03/20/2014:
NYC Development Hub

SEAL & SIGNATURE:
REGISTERED ARCHITECT
DAMIAN B. OLES
026020
STATE OF NEW YORK

| | |
|---|---|
| SCALE: | AS SHOWN |
| DATE: | 09-02-11 |
| PROJECT No: | 2011-14 |
| FILE No: | 250 EAST 57th STREET |
| DRAWN BY: | |
| CHECKED BY: | |
| DWG. No.: | A-642.00 |

___ OF ___

DEPT OF BLDGS 121303523 Job Number
E303656958EN Scan Code

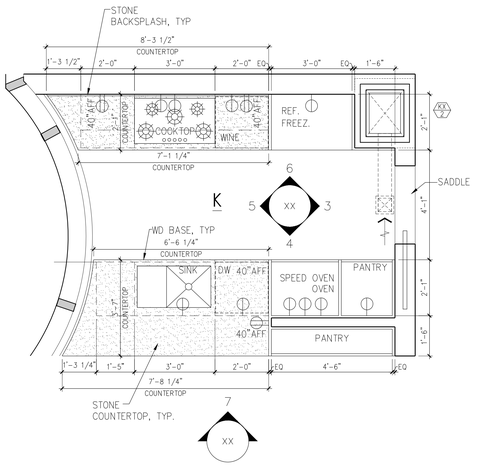


1 KITCHEN 27C - PLAN
SCALE: 1/2"=1'-0"

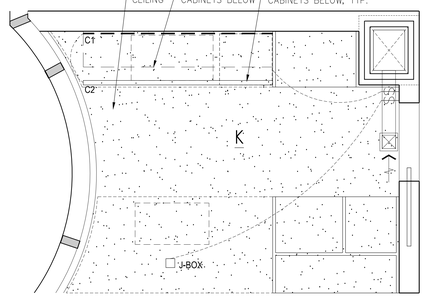


2 KITCHEN 27C - RCP
SCALE: 1/2"=1'-0"

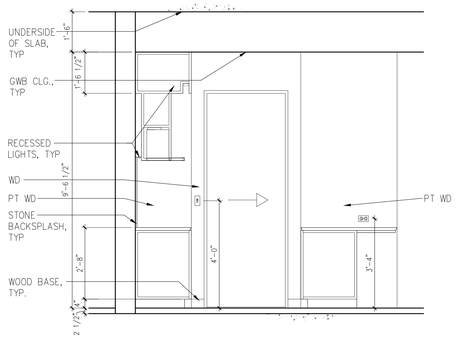


3 ELEVATION
SCALE: 1/2"=1'-0"

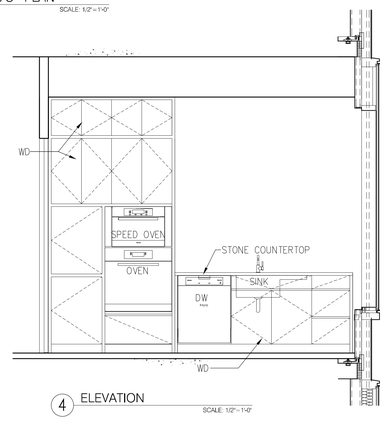


4 ELEVATION
SCALE: 1/2"=1'-0"

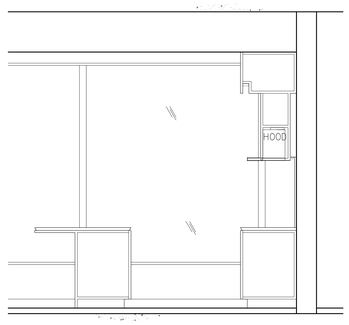


5 ELEVATION
SCALE: 1/2"=1'-0"

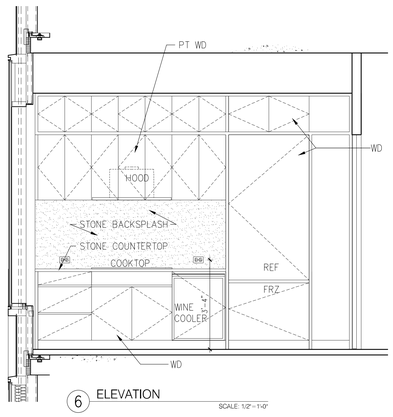


6 ELEVATION
SCALE: 1/2"=1'-0"

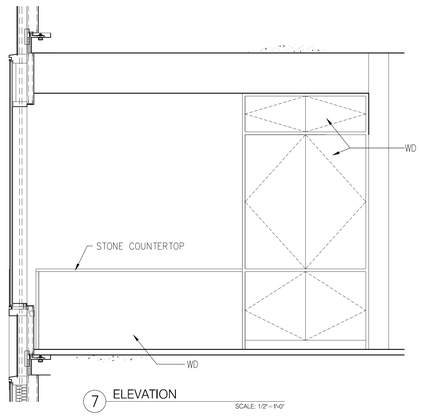


7 ELEVATION
SCALE: 1/2"=1'-0"

Damian Titus
Buildings
APPROVED
Under Directive 2 of 1975
Date: 03/20/2014:
NYC Development Hub

OWNER:
SNOWPLOW LLC
950 THIRD AVENUE
NEW YORK, NY 10022
TEL.: (212) 486-2000

ARCHITECT OF RECORD:
SLCE*Architects, LLP*
841 BROADWAY
NEW YORK, NY 10003
TEL.: 212-979-8400

DESIGN ARCHITECT:
SOM
14 WALL STREET
NEW YORK, NY 10005
TEL.: 212-298-9336

STRUCTURAL ENGINEER:
DESIMONE
16 WEST 18th STREET
NEW YORK, NY 10011
TEL.: 212-532-2211

MEP ENGINEER:
WSP • FLACK+KURTZ
512 SEVENTH AVENUE
NEW YORK, NY 10011
TEL.: 212-532-9600

BUILDING ENVELOPE CONSULTANT:
GILSANZ MURRAY STEFICEK LLP
129 WEST 27th STREET
NEW YORK, NY 10001
TEL.: 212-254-0030

INTERIOR ARCHITECT:
DANIEL ROMUALDEZ • ARCHITECTS
119 WEST 23rd STREET
NEW YORK, NY 10011
TEL.: 212-989-8429

LIGHTING DESIGNER:
SBLD STUDIO
132 WEST 36th STREET
NEW YORK, NY 10018
TEL.: 212-391-4230

FACADE MAINTENANCE CONSULTANT:
ENTEK ENGINEERING, LLC
166 AMES STREET
HACKENSACK, NJ 07601
TEL.: 201-820-2801

ELEVATOR CONSULTANT:
vda
5 REGENT STREET
LIVINGSTON, NJ 07039
TEL.: 973-994-9220

GEOTECHNICAL CONSULTANT:
LANGAN ENGINEERING
RIVER DRIVE CENTER 1
ELMWOOD PARK, NJ 07407
TEL.: 201-794-6900

| No: | Date: | Revision: |
|---|---|---|
| | 10-10-12 | D.O.B. SUBMITTAL |
| | 04-20-12 | 100% DD |
| | 10-14-11 | 100% SD |

NORTH ARROW: N
SCALE: 0' 1' 2' 4'

KEY PLAN:

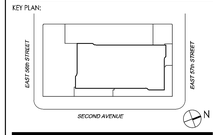


PROJECT:
252 EAST 57th STREET
NEW YORK, NY

TITLE:
CONDO KITCHENS:
PLANS, RCPS & ELEVATIONS

SEAL & SIGNATURE:

REGISTERED ARCHITECT RICHARD E. OLSEN 029006 STATE OF NEW YORK

| | |
|---|---|
| SCALE: | AS SHOWN |
| DATE: | 09-02-11 |
| PROJECT No: | 2011-14 |
| FILE No: | 250 EAST 57th STREET |
| DRAWN BY: | |
| CHECKED BY: | |
| DWG. No.: | A-643.00 |
| | OF |

DEPT OF BLDGS 121303525 Job Number
E1537624609 Scan Code

# CONDO BATHROOMS : (ALL TO BE HANDICAPPED ADAPTABLE )

## SPECS

### FIXTURES

| ID | ITEM | MANUFACTURER | MODEL NO. | SIZE | COLOR / FINISH | NOTES |
|---|---|---|---|---|---|---|
| DRA WC-1 | WATER CLOSET | GALASSIA | 9910 MONOBLOCK<br>9911 CISTERN | | | |
| DRA WC-2 | WATER CLOSET | | | | | |
| DRA WC-3 | WATER CLOSET | KOHLER | SAN RAPHAEL<br>K-3466 | | | ELONGATED, ONE PIECE, 1.6 GPF, INCLUDES SEAT & COVER |
| DRA T-1 | TUB | KOHLER | TEA-FOR-TWO<br>K-863 | 71-3/4" L. x 36" W.<br>x 20-7/8" H. | | CAST IRON |
| DRA T-2 | TUB | CHEVIOT | 2187 | 59" L. x 27-1/2" W.<br>x 16-1/2" MIN. | | DROP-IN, CAST IRON |
| DRA T-3 | TUB | CHEVIOT | 2190 | 67" L. x 29-1/2" W.<br>x 18-1/2" MIN. | | DROP-IN, CAST IRON |
| DRA T-4 | TUB | T.B.D. | | | | |
| DRA T-5 | TUB | AMERICAN STANDARD | SPECTRA<br>2696 | 66-1/4" L. x 32" W.<br>x 16" H. | | ENAMELED CAST IRON |
| DRA T-6 | TUB | AMERICAN STANDARD | PRINCETON RECESS<br>2390 / 2391 | 60" L. x 30" W.<br>x 14" H. | | AMERICAST |
| DRA T-7 | TUB | COLACRIL | | 160 cm L. x 80 cm W.<br>x 55 cm H. | | POLYMINERAL, OVAL, FLOOR-MTD. |
| DRA T-8 | TUB | OVE | BOV 02 | 72" L. x 36" W. x<br>24-3/8" H. | MATTE FINISH | |
| DRA L-1 | LAVATORY | | | | | |
| | SINK | | | | | |
| | SINK | | | | | |
| | | | | | | |
| | | | | | | |

### FITTINGS

| ID | ITEM | MANUFACTURER | MODEL NO. | FINISH | NOTES |
|---|---|---|---|---|---|
| DRA SET-A | TUB SPOUT | DORNBRACHT | 13801780 | PLATNUM | WALL-MTD. |
| | HAND SHOWER | DORNBRACHT | 27808780 | PLATNUM | WALL-MTD. |
| | THERMOSTAT TRIM | DORNBRACHT | 36416985 | PLATNUM | WALL-MTD. |
| | VOLUME CONTROL | DORNBRACHT | 36310780 | PLATNUM | WALL-MTD. |
| DRA SET-B | TUB MIXER, HAND SHOWER | DORNBRACHT | 27532780 | PLATNUM | DECK-MTD. |
| DRA SET-C | RAIN SHOWER HEAD | DORNBRACHT | 28745980 | PLATNUM | WALL-MTD. |
| | THERMOSTAT TRIM | DORNBRACHT | 36416985 | PLATNUM | WALL-MTD. |
| | VOLUME CONTROL | DORNBRACHT | 36310780 | PLATNUM | WALL-MTD. |
| | HAND SHOWER | DORNBRACHT | 27808780 | PLATNUM | WALL-MTD. |
| DRA SET-D | RAIN SHOWER HEAD | DORNBRACHT | 28755980 | PLATNUM | CEILING-MTD. |
| | SHOWER HEAD | DORNBRACHT | 28508980 | PLATNUM | WALL-MTD. |
| | THERMOSTAT TRIM | DORNBRACHT | 36416985 | PLATNUM | WALL-MTD. |
| | VOLUME CONTROL | DORNBRACHT | 36310780 | PLATNUM | WALL-MTD. |
| | HAND SHOWER | DORNBRACHT | 27808780 | PLATNUM | WALL-MTD. |
| DRA SET-E | RAIN SHOWER HEAD | DORNBRACHT | 28745980 | PLATNUM | WALL-MTD. |
| | THERMOSTAT TRIM | DORNBRACHT | 36416985 | PLATNUM | WALL-MTD. |
| | VOLUME CONTROL | DORNBRACHT | 36310780 | PLATNUM | WALL-MTD. |
| | HAND SHOWER | DORNBRACHT | 27808780 | PLATNUM | WALL-MTD. |
| DRA SET-F | LAV MIXER | DORNBRACHT | 36708785 | PLATNUM | WALL-MTD., 3-HOLE |
| DRA SET-G | LAV MIXER | DORNBRACHT | 20712785 | PLATNUM | DECK-MTD., 3-HOLE |
| DRA SET-H | SHOWER HEAD | DORNBRACHT | 28745980 | PLATNUM | WALL-MTD. |
| | THERMOSTAT TRIM | DORNBRACHT | 36416985 | PLATNUM | WALL-MTD. |
| | VOLUME CONTROL | DORNBRACHT | 36310780 | PLATNUM | WALL-MTD. |
| | HAND SHOWER | DORNBRACHT | 27808780 | PLATNUM | WALL-MTD. |
| DRA SET-J | T.B.D. | | | | |
| | | | | | |
| | | | | | |

### ACCESSORIES

| ID | ITEM | MANUFACTURER | MODEL NO. | SIZE | FINISH | NOTES |
|---|---|---|---|---|---|---|
| DRA ACC-1 | SHELF | DORNBRACHT | TBD | 24" W | PLATNUM | SURFACE-MTD., SINGLE ROLL |
| DRA ACC-1 | TOWEL BAR | DORNBRACHT | 83030780 | 12" W | PLATNUM | |
| DRA ACC-1 | TOWEL RING | DORNBRACHT | 83200780 | | PLATNUM | |
| DRA ACC-1 | LIQUID SOAP DISPENSER | DORNBRACHT | 83430970 | | PLATNUM | |
| DRA ACC-1 | TISSUE HOLDER | DORNBRACHT | 83500780 | | PLATNUM | |
| DRA ACC-1 | HOOK | DORNBRACHT | 83251780 | | PLATNUM | |
| | | | | | | |
| | | | | | | |
| | | | | | | |
| | | | | | | |
| | | | | | | |

## SPECS

### TILE & STONE

| ID | LOCATION | DESCRIPTION / NO. | SIZE | COLOR | FINISH | NOTES |
|---|---|---|---|---|---|---|
| DRA G.1 | | 12mm UL ULTRA WHITE GRADIENT GLASS | 1/2" THICK | | | SAFETY GLASS |
| DRA G.2 | | GLASS | 1/4" THICK | CLEAR | POLISHED | SAFETY GLASS |
| DRA G.3 | | GLASS | 1/2" THICK | CLEAR | POLISHED | LOW IRON SAFETY GLASS |
| | | | | | | |
| DRA MT.1 | CHANNEL AT MED. CABT., VANITY & TOWEL BAR | POLISHED NICKEL | X | | POLISHED | SEE DETAILS |
| | | | | | | |
| DRA P.1 | | POLISHED VENETIAN PLASTER | X | X | X | X |
| | | | | | | |
| DRA PT.1 | | | | | | |
| DRA PT.2 | | | | | | |
| DRA PT.3 | | | | | | |
| DRA PT.4 | | | | | | |
| | | | | | | |
| DRA ST.1 | | | | | | |
| DRA ST.2 | | GRANITE | (SEE DETAILS) | BLACK | HONED | SEALED |
| | | | | | | |
| DRA SF.1 | NANO GLASS | | 3/4" THICK | N.A. | SAND BLASTED | |
| DRA SF.2 | NANO GLASS | | 3/4" THICK | N.A. | HONED | |
| DRA SF.3 | NANO GLASS | | T.B.D. | N.A. | HONED | |
| DRA SF.4 | NANO GLASS | | 3/4" THICK | N.A. | POLISHED | |
| DRA SF.1<br>ALT 1 | SILESTONE | | 3/4" THICK | BLANCO ZEUS<br>EXTREME | LEATHER | |
| DRA SF.2<br>ALT 1 | SILESTONE | | 3/4" THICK | BLANCO ZEUS<br>EXTREME | LEATHER | |
| DRA SF.3<br>ALT 1 | SILESTONE | | T.B.D. | BLANCO ZEUS<br>EXTREME | LEATHER | |
| DRA SF.4<br>ALT 1 | SILESTONE | | 3/4" THICK | BLANCO ZEUS<br>EXTREME | POLISHED | |
| DRA SF.1<br>ALT 2 | OKITE | | 3/4" THICK | BLANCO<br>CORTINA (3002) | N.A. | |
| DRA SF.2<br>ALT 2 | OKITE | | 3/4" THICK | BLANCO<br>ASSOLUTO (1665) | HONED | |
| DRA SF.3<br>ALT 2 | OKITE | | T.B.D. | BLANCO<br>ASSOLUTO (1665) | HONED | |
| DRA SF.4<br>ALT 2 | OKITE | | 3/4" THICK | BLANCO<br>ASSOLUTO (1665) | POLISHED | |
| | | | | | | |
| DRA WD.1 | BATHROOM ALT 1 | WALNUT | | | | MATCH SMALLBONE SAMPLE |
| DRA WD.2 | BATHROOM ALT 2 | WHITE OAK | | | | MATCH EGGERSMANN SAMPLE 416<br>WALNUT VINTERIO DEEPWEALKY |

## GENERAL NOTES

1. VERIFY ALL DIMENSIONS IN FIELD. INFORM ARCHITECT OF ANY DISCREPANCIES BEFORE PROCEEDING WITH WORK.
2. MAINTAIN FIRE RESISTIVE RATING OF ALL WALL PARTITIONS WITH RECESSED ACCESSORIES.
3. ALL GWB TO BE WATER- AND MOLD-RESISTANT. PROVIDE DENS-SHIELD AT THREE WALLS AROUND TUB/SHOWER RECEPTACLES.
4. ALL BATHROOMS SHALL BE PROVIDED WITH 20 GA. METAL PLATE REINFORCEMENT FOR THE INSTALLATION OF GRAB BARS AT GWB WALLS.
5. PROVIDE METAL REINFORCEMENT BEHIND TOWEL BARS AND ALL OTHER ACCESSORIES.
6. ALL ACCESSORIES TO BE HANDICAPPED ACCESSIBLE. SEE PAGE A-005.
7. FLOOR TILES TO ALIGN WITH BASE WALL TILES.

## ACCESSIBILITY NOTE

Damian Titus
Buildings
APPROVED
Under Directive 2 of 1975
Date: 03/20/2014:
NYC Development Hub

OWNER:
SNOWPLOW LLC
950 THIRD AVENUE
NEW YORK, NY 10022
TEL.: (212) 486-2000

ARCHITECT OF RECORD:
SLCE*Architects, LLP*
841 BROADWAY
NEW YORK, NY 10003
TEL.: 212-979-8400

DESIGN ARCHITECT:
SOM
14 WALL STREET
NEW YORK, NY 10005
TEL.: 212-298-9336

STRUCTURAL ENGINEER:
DESIMONE
16 WEST 18th STREET
NEW YORK, NY 10011
TEL.: 212-532-2211

MEP ENGINEER:
WSP • FLACK+KURTZ
512 SEVENTH AVENUE
NEW YORK, NY 10011
TEL.: 212-532-9600

BUILDING ENVELOPE CONSULTANT:
GMS
GILSANZ MURRAY STEFICEK LLP
129 WEST 27th STREET
NEW YORK, NY 10001
TEL.: 212-254-0030

INTERIOR ARCHITECT:
DANIEL ROMUALDEZ • ARCHITECTS
119 WEST 23rd STREET
NEW YORK, NY 10011
TEL.: 212-989-8429

LIGHTING DESIGNER:
SBLD STUDIO
132 WEST 36th STREET
NEW YORK, NY 10018
TEL.: 212-391-4230

FACADE MAINTENANCE CONSULTANT:
ENTEK ENGINEERING, LLC
166 AMES STREET
HACKENSACK, NJ 07601
TEL.: 201-820-2801

ELEVATOR CONSULTANT:
vda
5 REGENT STREET
LIVINGSTON, NJ 07039
TEL.: 973-994-9220

GEOTECHNICAL CONSULTANT:
LANGAN ENGINEERING
RIVER DRIVE CENTER 1
ELMWOOD PARK, NJ 07407
TEL.: 201-794-6900

| No: | Date: | Revision: |
|---|---|---|
| | 10-10-12 | D.O.B. SUBMITTAL |

NORTH ARROW
SCALE 0' 1' 2' 4'

KEY PLAN:
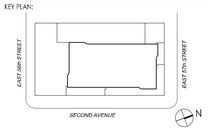


PROJECT:
252 EAST 57th STREET
NEW YORK, NY

TITLE:
CONDO BATHROOMS:
SPECS, NOTES

SEAL & SIGNATURE:
REGISTERED ARCHITECT RICHARD D. OLSEN 029026 STATE OF NEW YORK

| | |
|---|---|
| SCALE: | AS SHOWN |
| DATE: | 09-02-11 |
| PROJECT No: | 2011-14 |
| FILE No: | 250 EAST 57th STREET |
| DRAWN BY: | |
| CHECKED BY: | |
| DWG. No.: | A-671.00 |
| | OF |

BSPT OP BLDGS 121305525 Job Number
ES3562174FS Scan Code

# CONDO BATHROOMS

## APT. 27A BATHROOM 1

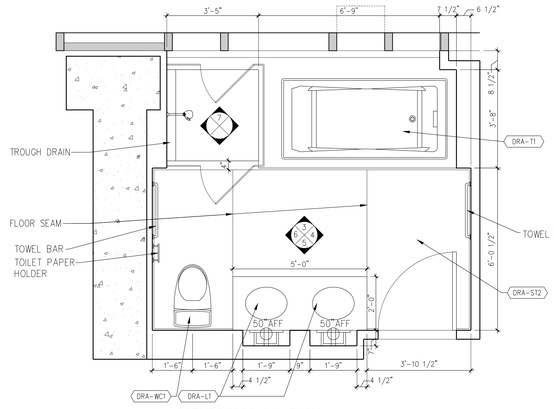


1 BATHROOM 27A-1 - PLAN
SCALE: 1/2"=1'-0"

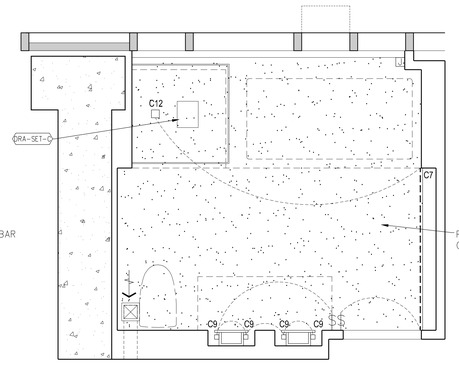


2 BATHROOM 27A-1 - RCP
SCALE: 1/2"=1'-0"

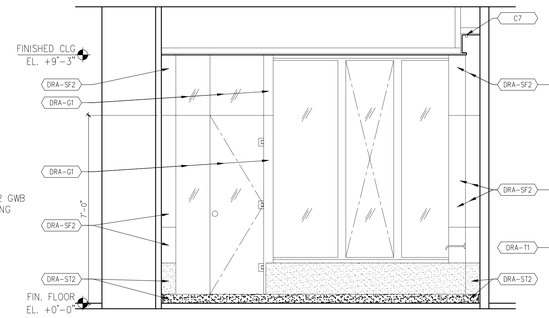


3 BATHROOM 27A-1 - ELEVATION
SCALE: 1/2"=1'-0"

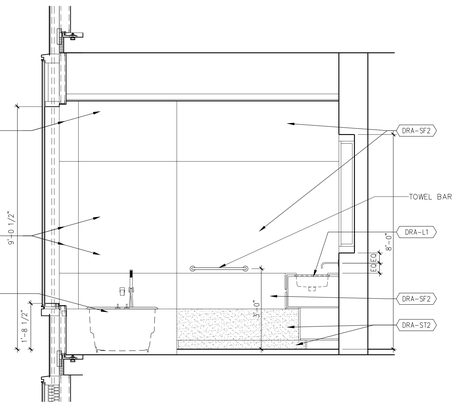


4 BATHROOM 27A-1 - ELEVATION
SCALE: 1/2"=1'-0"

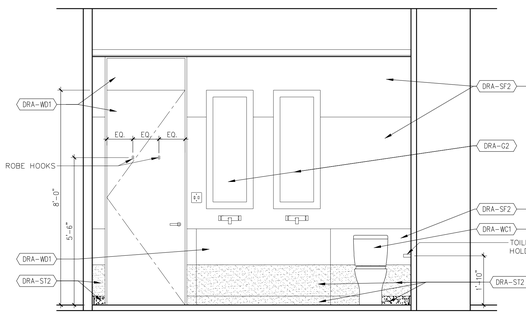


5 BATHROOM 27A-1 - ELEVATION
SCALE: 1/2"=1'-0"

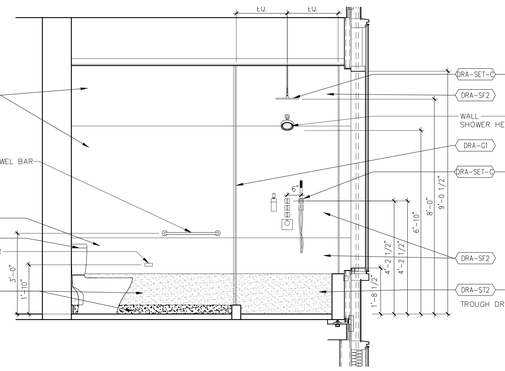


6 BATHROOM 27A-1 - ELEVATION
SCALE: 1/2"=1'-0"

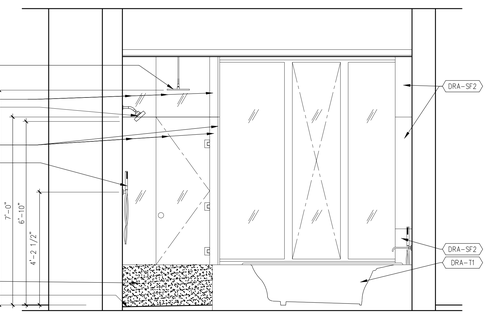


7 BATHROOM 27A-1 - ELEVATION
SCALE: 1/2"=1'-0"

## BATHROOM : TYPE A

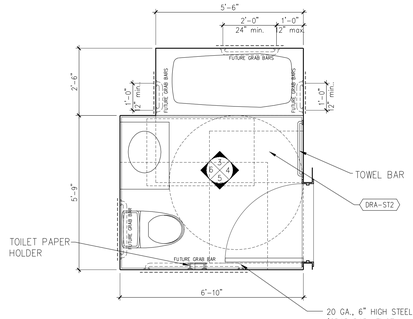


1 BATHROOM TYPE A - PLAN
SCALE: 1/2"=1'-0"

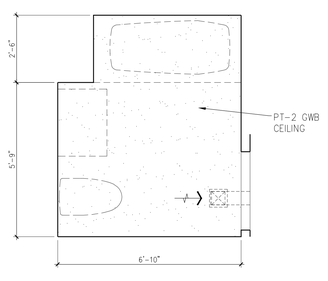


2 BATHROOM TYPE A - RCP
SCALE: 1/2"=1'-0"

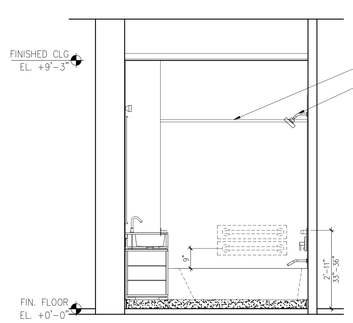


3 BATHROOM TYPE A - ELEVATION
SCALE: 1/2"=1'-0"

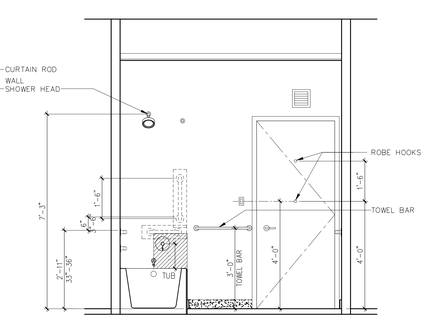


4 BATHROOM TYPE A - ELEVATION
SCALE: 1/2"=1'-0"

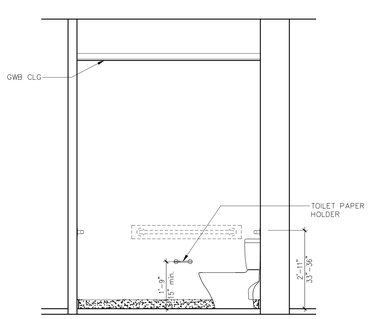


5 BATHROOM TYPE A - ELEVATION
SCALE: 1/2"=1'-0"

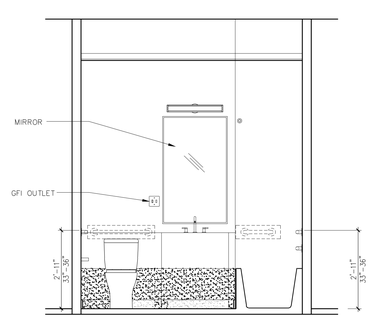


6 BATHROOM TYPE A - ELEVATION
SCALE: 1/2"=1'-0"

Damian Titus
NYC Buildings
APPROVED
Under Directive 2 of 1975
Date: 03/20/2014:
NYC Development Hub

OWNER:
SNOWPLOW LLC
950 THIRD AVENUE
NEW YORK, NY 10022
TEL.: (212) 486-2000

ARCHITECT OF RECORD:
SLCE*Architects, LLP*
841 BROADWAY
NEW YORK, NY 10003
TEL.: 212-979-8400

DESIGN ARCHITECT:
SOM
14 WALL STREET
NEW YORK, NY 10005
TEL.: 212-298-9336

STRUCTURAL ENGINEER:
DESIMONE
16 WEST 18th STREET
NEW YORK, NY 10011
TEL.: 212-532-2211

MEP ENGINEER:
WSP • FLACK+KURTZ
512 SEVENTH AVENUE
NEW YORK, NY 10011
TEL.: 212-532-9600

BUILDING ENVELOPE CONSULTANT:
GMS
GILSANZ MURRAY STEFICEK LLP
129 WEST 27th STREET
NEW YORK, NY 10001
TEL.: 212-254-0030

INTERIOR ARCHITECT:
DANIEL ROMUALDEZ • ARCHITECTS
119 WEST 23rd STREET
NEW YORK, NY 10011
TEL.: 212-989-8429

LIGHTING DESIGNER:
SBLD STUDIO
132 WEST 36th STREET
NEW YORK, NY 10018
TEL.: 212-391-4230

FACADE MAINTENANCE CONSULTANT:
ENTEK ENGINEERING, LLC
166 AMES STREET
HACKENSACK, NJ 07601
TEL.: 201-820-2801

ELEVATOR CONSULTANT:
vda
5 REGENT STREET
LIVINGSTON, NJ 07039
TEL.: 973-994-9220

GEOTECHNICAL CONSULTANT:
LANGAN ENGINEERING
RIVER DRIVE CENTER 1
ELMWOOD PARK, NJ 07407
TEL.: 201-794-6900

| No: | Date: | Revision: |
|---|---|---|
| | 10-10-12 | D.O.B. SUBMITTAL |

NORTH ARROW
SCALE: 0' 1' 2' 4'

KEY PLAN:
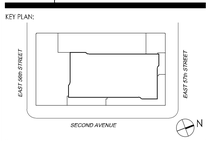


PROJECT:
252 EAST 57th STREET
NEW YORK, NY

TITLE:
CONDO BATHROOMS

SEAL & SIGNATURE:
GLORIA B. GUS LICENSED ARCHITECT 020201 STATE OF NEW YORK

| | |
|---|---|
| SCALE: | AS SHOWN |
| DATE: | 09-03-11 |
| PROJECT No: | 2011-14 |
| FILE No: | 250 EAST 57th STREET |
| DRAWN BY: | |
| CHECKED BY: | |
| DWG. No.: | A-672.00 |

___ OF ___

# EMPLOYEE LOCKER ROOMS (ALL BATHROOMS TO BE HANDICAPPED ACCESSIBLE)

## FIXTURES

| ID | ITEM | MANUFACTURER | MODEL NO. | SIZE | FINISH | NOTES |
|---|---|---|---|---|---|---|
| SLCE FIX-1 | WATER CLOSET | KOHLER | "KINGSTON" K-4330 | | WHITE | OLSONITE OPEN FRONT PLASTIC SEAT 95SS SLOAN FLUSHOMETER "ROYAL" III |
| SLCE FIX-2 | LAVATORY | KOHLER | "BROOKLINE" K-2202- | | WHITE | |
| SLCE FIX-3 | SINK | ELKAY | "LUSTERTONE" LRAD 2219 SINGLE BOWL, 3 HOLE | 22" L x 19 1/2" W x 6 1/2" D | S/S SATIN | SELF-RIMMING, ADA COMPLIANT |
| | | | | | | |

## FITTINGS

| ID | ITEM | MANUFACTURER | MODEL NO. | FINISH | NOTES |
|---|---|---|---|---|---|
| SLCE FIT-1 | LAVATORY FITTING | SYMMONS | "SYMMETRIX" S-20-2-G SINGLE HANDLE WITH GRID STRAINER ASSEMBLY | | |
| SLCE FIT-2 | SHOWER FITTINGS | SYMMONS | "TEMPTROL II" BP-56-1 SHOWER SYSTEM (7'-0" A.F.F.) | | USE WITH A.D.A.-COMPLIANT KOHLER SHOWER CONTROLS/MIXING VALVE |
| SLCE FIT-3 | SINK FITTINGS | | | | |

## ACCESSORIES

| ID | ITEM | MANUFACTURER | MODEL NO. | SIZE | FINISH | NOTES |
|---|---|---|---|---|---|---|
| SLCE ACC-1 | TOILET PAPER DISPENSER | BOBRICK | B-6857 | | S/S SATIN | SURFACE-MTD., SINGLE ROLL |
| SLCE ACC-2 | PAPER TOWEL DISPENSER & WASTE RECEPTACLE | BOBRICK | B-43949 | 17 9/16" W x 56 3/8" H x 9 1/2" D | S/S SATIN | SURFACE-MTD. |
| SLCE ACC-3 | SOAP DISPENSER | BOBRICK | B-2111 | 4 3/4" W X 8 1/8" H X 2 3/4" D | S/S SATIN | SURFACE-MTD. |
| SLCE ACC-4 | GRAB BARS | BOBRICK | B-5806 SERIES, 1 1/4"ø | SEE DRAWINGS FOR LENGTHS | S/S SATIN | CONCEALED MOUNTING, SNAP FLANGE, 20 GA. REINFORCEMENT |
| SLCE ACC-5 | MIRROR | BOBRICK | B-165 2436 | 24" x 36" | S/S SATIN | |
| SLCE ACC-6 | SHOWER SEAT | BOBRICK | B-5181 | | | REVERSIBLE SOLID PHENOLIC FOLDING |
| SLCE ACC-7 | CLOTHES HOOK | BOBRICK | B-233 | | S/S SATIN | |
| SLCE ACC-8 | SANITARY NAPKIN DISPOSAL | BOBRICK | B-270 | 7 1/2" W X 10" H X 3 13/16" D | S/S SATIN | SURFACE-MTD. |
| SLCE ACC-9 | TOILET PARTITIONS | | | | PLAS. LAM. | |
| SLCE ACC-9 | LOCKERS | | | | | |
| | | | | | | |

## APPLIANCES

| ID | ITEM | MANUFACTURER | MODEL NO. | SIZE | FINISH | NOTES |
|---|---|---|---|---|---|---|
| SLCE APP-1 | REFRIGERATOR | G.E. | GTH18IBD | 29 1/2" W X 30 1/4" D X 66 1/8" H | WHITE | ENERGY STAR 18.0 CU. FT. |
| | | | | | | |
| | | | | | | |
| | | | | | | |
| | | | | | | |

## TILE

| | LOCATION | DESCRIPTION | MODEL NO. | SIZE | COLOR | FINISH | NOTES |
|---|---|---|---|---|---|---|---|
| | FLOOR | CERAMIC TILE | DAL TILE PERMATONE | 2" X 2" | WHITE 8501 | | |
| | WALL | CERAMIC TILE | DAL TILE PERMATONE | 2" X 2" | WHITE 8501 | | PROVIDE COVE BASE AND BULLNOSE CAP |
| | SHOWER FLOOR | CERAMIC TILE | DAL TILE PERMATONE | 2" X 2" | WHITE 8501 | | |
| | SHOWER THRESHOLD | NARBLE SLAB | WHITE | | | | |
| | DOOR SADDLE | NARBLE SLAB | ABSOLUTE BLACK | | | | |
| | | | | | | | |
| | | | | | | | |

# GENERAL NOTES

1. VERIFY ALL DIMENSIONS IN FIELD. INFORM ARCHITECT OF ANY DISCREPANCIES BEFORE PROCEEDING WITH WORK.
2. MAINTAIN FIRE RESISTIVE RATING OF ALL WALL PARTITIONS WITH RECESSED ACCESSORIES.
3. ALL GWB TO BE WATER- AND MOLD-RESISTANT. PROVIDE DENS-SHIELD AT THREE WALLS AROUND TUB/SHOWER RECEPTACLES.
4. ALL BATHROOMS SHALL BE PROVIDED WITH 20 GA. METAL PLATE REINFORCEMENT FOR THE INSTALLATION OF GRAB BARS AT GWB WALLS.
5. PROVIDE METAL REINFORCEMENT BEHIND TOWEL BARS AND ALL OTHER ACCESSORIES.
6. ALL ACCESSORIES TO BE HANDICAPPED ACCESSIBLE. SEE PAGE A-005.
7. FLOOR TILES TO ALIGN WITH BASE WALL TILES.

## RENTAL EMPLOYEE LOCKER ROOM PLAN

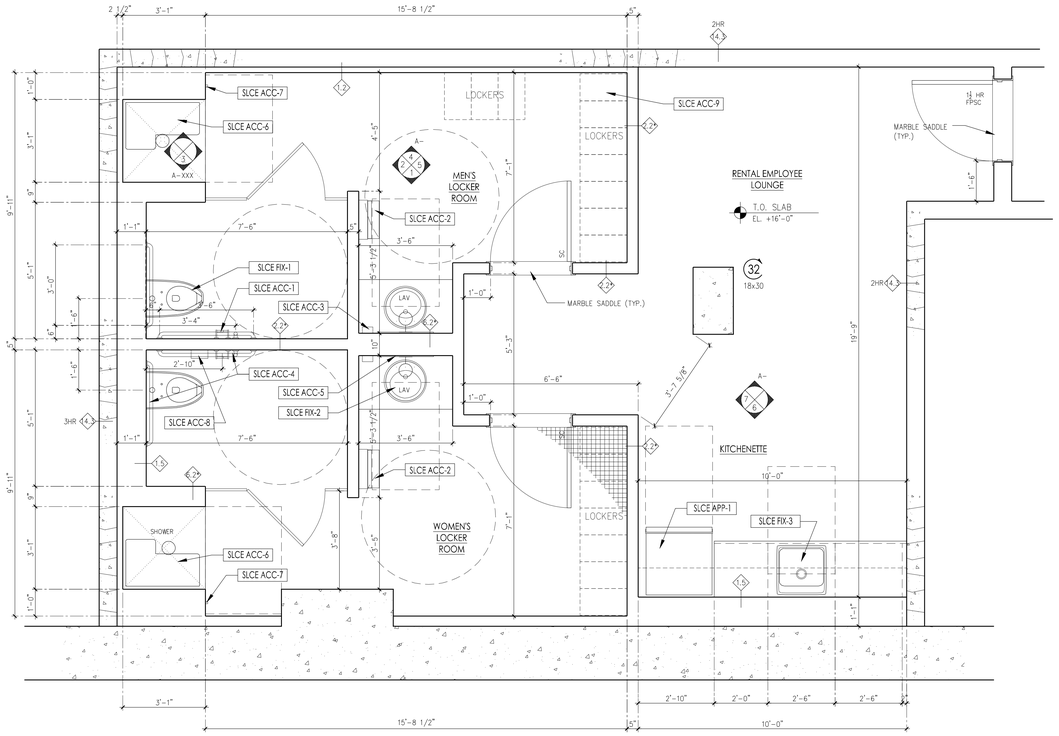



Damian Titus
Buildings
APPROVED
Under Directive 2 of 1975
Date: 03/20/2014:
NYC Development Hub



OWNER:
SNOWPLOW LLC
950 THIRD AVENUE
NEW YORK, NY 10022
TEL.: (212) 486-2000

ARCHITECT OF RECORD:
SLCE*Architects, LLP*
841 BROADWAY
NEW YORK, NY 10003
TEL.: 212-979-8400

DESIGN ARCHITECT:
SOM
14 WALL STREET
NEW YORK, NY 10005
TEL.: 212-298-9336

STRUCTURAL ENGINEER:
DESIMONE
16 WEST 16th STREET
NEW YORK, NY 10011
TEL.: 212-532-2211

MEP ENGINEER:
WSP • FLACK+KURTZ
512 SEVENTH AVENUE
NEW YORK, NY 10011
TEL.: 212-532-9600

BUILDING ENVELOPE CONSULTANT:
GMS
GILSANZ MURRAY STEFICEK LLP
129 WEST 27th STREET
NEW YORK, NY 10001
TEL.: 212-254-0030

INTERIOR ARCHITECT:
DANIEL ROMUALDEZ • ARCHITECTS
119 WEST 23rd STREET
NEW YORK, NY 10011
TEL.: 212-989-8429

LIGHTING DESIGNER:
SBLD STUDIO
132 WEST 36th STREET
NEW YORK, NY 10018
TEL.: 212-391-4230

FACADE MAINTENANCE CONSULTANT:
ENTEK ENGINEERING, LLC
166 AMES STREET
HACKENSACK, NJ 07601
TEL.: 201-820-2801

ELEVATOR CONSULTANT:
vda
5 REGENT STREET
LIVINGSTON, NJ 07039
TEL.: 973-994-9220

GEOTECHNICAL CONSULTANT:
LANGAN ENGINEERING
RIVER DRIVE CENTER 1
ELMWOOD PARK, NJ 07407
TEL.: 201-794-6900


| No: | Date: | Revision: |
|---|---|---|
| | 10-10-12 | D.O.B. SUBMITTAL |

NORTH ARROW

SCALE: 0' 1' 2' 4'

KEY PLAN:

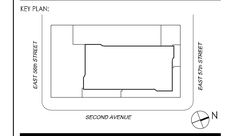


PROJECT:
252 EAST 57th STREET
NEW YORK, NY

TITLE:
EMPLOYEE LOCKER ROOM & LOUNGE

SEAL & SIGNATURE:

REGISTERED ARCHITECT ALICIA B. GLEN 022020 STATE OF NEW YORK

| | |
|---|---|
| SCALE: | AS SHOWN |
| DATE: | 09-02-11 |
| PROJECT No: | 2011-14 |
| FILE No: | 250 EAST 57th STREET |
| DRAWN BY: | |
| CHECKED BY: | |
| DWG. No.: | A-691.00 |

___ OF ___

DEPT OF BLDGS 121305324 Job Number
E3609749963I Scan Code

# EMPLOYEE LOCKER ROOMS

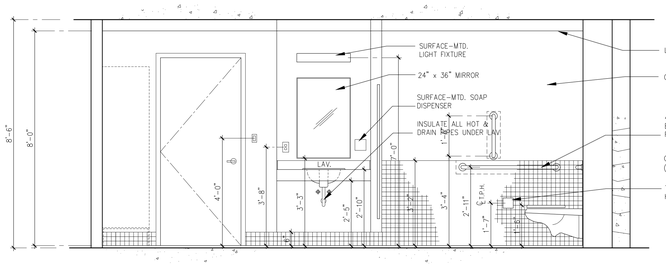


1 ELEVATION
1/2" = 1'-0"

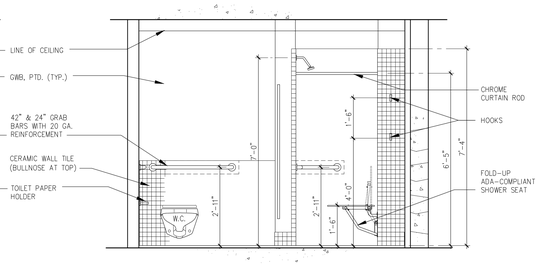


2 ELEVATION
1/2" = 1'-0"

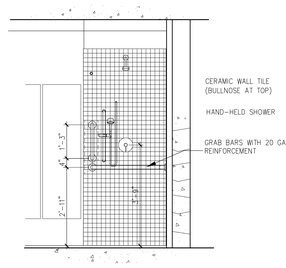


3 ELEVATION
1/2" = 1'-0"

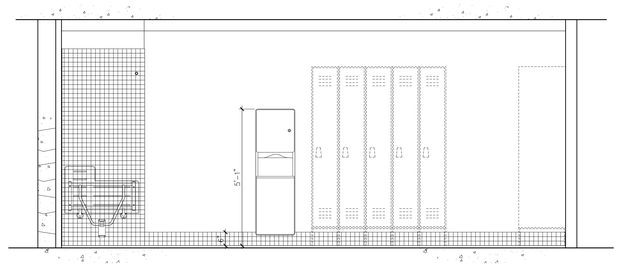


4 ELEVATION
1/2" = 1'-0"

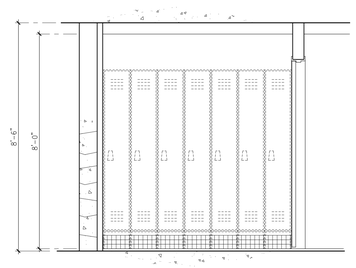


5 ELEVATION
1/2" = 1'-0"

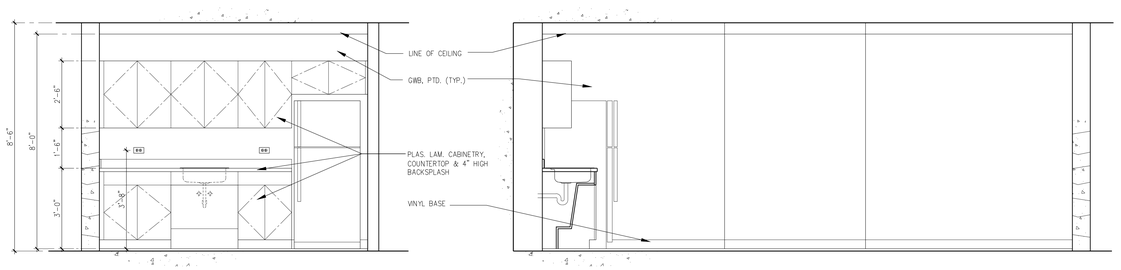


6 ELEVATION
1/2" = 1'-0"

7 ELEVATION
1/2" = 1'-0"

Damian Titus
Buildings
APPROVED
Under Directive 2 of 1975
Date: 03/20/2014:
NYC Development Hub

OWNER:
SNOWPLOW LLC
950 THIRD AVENUE
NEW YORK, NY 10022
TEL.: (212) 486-2000

ARCHITECT OF RECORD:
SLCE*Architects, LLP*
841 BROADWAY
NEW YORK, NY 10003
TEL.: 212-979-8400

DESIGN ARCHITECT:
SOM
14 WALL STREET
NEW YORK, NY 10005
TEL.: 212-298-9336

STRUCTURAL ENGINEER:
DESIMONE
16 WEST 18th STREET
NEW YORK, NY 10011
TEL.: 212-532-2211

MEP ENGINEER:
WSP • FLACK+KURTZ
512 SEVENTH AVENUE
NEW YORK, NY 10011
TEL.: 212-532-9600

BUILDING ENVELOPE CONSULTANT:
GMS
GILSANZ MURRAY STEFICEK LLP
129 WEST 27th STREET
NEW YORK, NY 10001
TEL.: 212-254-0030

INTERIOR ARCHITECT:
DANIEL ROMUALDEZ • ARCHITECTS
119 WEST 23rd STREET
NEW YORK, NY 10011
TEL.: 212-989-8429

LIGHTING DESIGNER:
SBLD STUDIO
132 WEST 36th STREET
NEW YORK, NY 10018
TEL.: 212-391-4230

FACADE MAINTENANCE CONSULTANT:
ENTEK ENGINEERING, LLC
166 AMES STREET
HACKENSACK, NJ 07601
TEL.: 201-820-2801

ELEVATOR CONSULTANT:
vda
5 REGENT STREET
LIVINGSTON, NJ 07039
TEL.: 973-994-9220

GEOTECHNICAL CONSULTANT:
LANGAN ENGINEERING
RIVER DRIVE CENTER 1
ELMWOOD PARK, NJ 07407
TEL.: 201-794-6900

| No: | Date: | Revision: |
|---|---|---|
| | 10-10-12 | D.O.B. SUBMITTAL |

NORTH ARROW
SCALE 0' 1" 2" 4'

KEY PLAN:
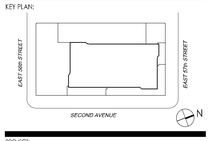


PROJECT:
252 EAST 57th STREET
NEW YORK, NY

TITLE:
EMPLOYEE LOCKER ROOM & LOUNGE

SEAL & SIGNATURE:
REGISTERED ARCHITECT GLORIA B. GILSANZ 020201 STATE OF NEW YORK

| | |
|---|---|
| SCALE: | AS SHOWN |
| DATE: | 09-03-11 |
| PROJECT No: | 2011-14 |
| FILE No: | 250 EAST 57th STREET |
| DRAWN BY: | |
| CHECKED BY: | |
| DWG. No.: | A-692.00 |

____ OF ____

DEPT OF BLDGS 121325325 Job Number
B00253509450 Scan Code

# CEILING INFORMATION

SEE ELECTRICAL DRAWINGS FOR BACK-OF-HOUSE LIGHT FIXTURE SCHEDULE

## NOTES

1. THE BUILDING IS FULLY SPRINKLERED.
2. ALL DROPPED CEILINGS TO BE 8'-0" OR HIGHER, UNLESS OTHERWISE NOTED.
3. ALL APARTMENT ROOMS WITHOUT DROPPED GWB CEILINGS TO HAVE KADEX FINISH.
4. ALL HORIZONTAL DUCTWORK TO HAVE A 2-HOUR RATED ENCLOSURE.
5. FOR LOBBY AND AMENITIES CEILING HEIGHTS, FINISHES, LIGHTING, SPRINKLER HEADS, GRILLE, ETC. LOCATIONS, SEE LOBBY AND AMENITIES DETAIL DRAWINGS.
6. FOR ALL KITCHEN AND BATHROOM CEILING HEIGHTS, FINISHES, LIGHTING, SPRINKLER HEADS, GRILLE, ETC. LOCATIONS, SEE KITCHEN AND BATHROOM DETAIL DRAWINGS.
7. FOR ALL ELEVATOR LOBBY AND PUBLIC CORRIDOR CEILING HEIGHTS, LIGHTS, SPRINKLER HEADS, GRILLE LOCATIONS, SEE CORRIDOR DRAWINGS.
8. SEE ELECTRICAL DRAWINGS FOR COMPLETE BACK-OF-HOUSE INFORMATION AND SPECIFICATIONS.
9. FOR SPRINKLER HEAD TYPES, REFER TO SPRINKLER DRAWINGS.

## LEGEND

- P-1 — FIXTURE I.D.
- S — SWITCH
- S3 — 3-WAY SWITCH
- SD — DIMMER
- J — J-BOX (RECESSED IN CLG. OR SLAB)
- RECESSED LIGHT
- WALL-MTD. LIGHT
- CEILING-MTD. LIGHT
- SPRINKLER HEAD
- SIDEWALL SPRINKLER HEAD
- EXIT — ILLUMINATED EXIT SIGN
- FLUORESCENT LIGHT FIXTURE
- CH — DOOR BELL CHIME
- EM — EMERGENCY FIXTURE
- ACCOUSTIC TILE CEILING
- DROPPED GWB CEILING OR SOFFIT
- HVAC GRILLE

## LIGHT FIXTURE SCHEDULE

| ID | LOCATION (POOL AREA) | DESCRIPTION | MANUFACTURER | MODEL NO. | TRIM / COLOR | LAMP | NOTES |
|---|---|---|---|---|---|---|---|
| P-1 | COVE ABOVE POOL | RIBBON LIGHT | ACOLYTE | | | LED | REMOTE LED DRIVE |
| P-2 | BOTTOM OF POOL | LINEAR FLEX LIGHT | ZUBEHOR | VARIO LED FLEX VENUS | | LED | |
| P-3 | WALL BEHIND SEATING | RIBBON LIGHT | ACOLYTE | | | LED | REMOTE LED DRIVE |
| P-4 | FEATURE WALL | LINEAR | PHILIPS | | | LED | |
| P-5 | CEILING ABOVE POOL CIRCULATION | ROUND RECESSED DOWNLIGHT | LC | | SILVER | LED | |
| P-6 | CIRCULATION, LOCKER ROOMS | SQUARE RECESSED DOWNLIGHT | USAI | | WHITE WITH FROSTED LENS | | |
| P-6A | SHOWER | SQUARE RECESSED DOWNLIGHT | USAI | | WHITE WITH FROSTED LENS | | |
| P-7 | CIRCULATION | SQUARE RECESSED DOWNLIGHT | USAI | | WHITE WITH FROSTED LENS | | |
| P-8 | LOCKER ROOM VANITIES | MTD. NEXT TO MIRRORS | DREAMSCAPE | | ACRYLIC DIFFUSER | T-5 FLUORESCENT | |
| P-9 | WATER WALL BEHIND SEATING | RECESSED WALLWASHER | LC | | SILVER | LED | |

| ID | LOCATION (RENTAL) | DESCRIPTION | MANUFACTURER | MODEL NO. | TRIM / COLOR | LAMP | NOTES |
|---|---|---|---|---|---|---|---|
| F-1 | RENTAL APT. CORRIDOR | SQUARE RECESSED DOWNLIGHT | USAI | | WHITE WITH FROSTED LENS | | |
| F-2 | RENTAL APT. BATHROOM | SQUARE RECESSED DOWNLIGHT | USAI | | WHITE WITH FROSTED LENS | | |
| F-3 | RENTAL APT. BATH 1 VANITIES | MTD. NEXT TO MIRRORS | DREAMSCAPE | | ACRYLIC DIFFUSER | T-5 FLUORESCENT | |
| F-4 | RENTAL APT. BATH 2 VANITIES | MTD. NEXT TO MIRRORS | DREAMSCAPE | | ACRYLIC DIFFUSER | T-5 FLUORESCENT | |
| F-5 | RENTAL APT. KITCHEN UNDER CABT. | RIBBON LIGHT | ACOLYTE | | | LED | REMOTE LED DRIVE |
| F-6 | RENTAL APT. KITCHEN | PENDANT | NEIDHARDT | | | T-5 FLUORESCENT | |
| F-7 | RENTAL APT. KITCHEN | ROUND RECESSED DOWNLIGHT | CALCULITE | | COMFORT CLEAR DIFFUSE | LED | |
| F-8 | RENTAL PUBLIC CORRIDOR | | BARTCO | | S/S WITH GUNMETAL FINISH | T5 LED | |
| F-8A | RENTAL PUBLIC CORRIDOR | | BARTCO | | S/S WITH GUNMETAL FINISH | T5 LED | |
| F-9 | RENTAL ELEVATOR LOBBY | STRIP LIGHT | ACOLYTE | | | LED | |
| F-13 | RENTAL APT. CLOSETS | WALL-MTD. | LIGHTOLIER | | WHITE WITH POLYCARBONATE DIFFUSER | | |

| ID | LOCATION (CONDO) | DESCRIPTION | MANUFACTURER | MODEL NO. | TRIM / COLOR | LAMP | NOTES |
|---|---|---|---|---|---|---|---|
| C-1 | CONDO APT. KITCHEN UNDER CABT. | RIBBON LIGHT | ACOLYTE | | | | |
| C-2 | CONDO APT. KITCHEN | X | X | X | OPAL LENS, FLUSH, WHITE HOUSING | X | |
| C-3 | CONDO APT. GALLERY | X | X | X | X | X | |
| C-4 | CONDO APT. CORRIDORS OUTSIDE FRONT DOORS | X | X | X | X | X | |
| C-5 | CONDO APT. CLOSETS | WALL-MTD. | LIGHTOLIER | X | WHITE WITH POLYCARBONATE DIFFUSER | | |
| C-5A | CONDO APT. WALK-IN-CLOSETS | CEILING-MTD. | LIGHTOLIER | X | MATTE WHITE WITH DIFFUSER | COMPACT FLUORESCENT | |
| C-6 | CONDO ELEVATOR LOBBY | ROUND RECESSED DOWNLIGHT | USAI | X | WHITE TRIM WITH BOROCILATE FROSTED LENS | X | |
| C-7 | CONDO APT. BATH 2 COVE | RIBBON LIGHT | ACOLYTE | X | X | X | |
| C-7A | CONDO APT. BATH 2 COVE (TALL CEILINGS) | RIBBON LIGHT | ACOLYTE | X | X | X | |
| C-8 | CONDO APT. BATH 2 | MTD. ABOVE MED. CABT. | DREAMSCAPE | X | X | X | |
| C-8A | CONDO APT. BATH 2 | MTD. ABOVE MED. CABT. | DREAMSCAPE | X | X | X | |
| C-8B | CONDO APT. BATH 2 | MTD. ABOVE MED. CABT. | DREAMSCAPE | X | X | X | |
| C-9 | CONDO APT. BATH 1 AROUND MED. CABT. | RIBBON LIGHT | ACOLYTE | X | X | X | |
| C-10 | CONDO APT. CORRIDOR | RECESSED DOWNLIGHT | FLOS | X | X | LED | |
| C-11 | CONDO ELEVATOR LOBBY CURVED WALL | STRIP LIGHT | PHILIPS | X | X | X | TOP AND BOTTOM OF WALL |
| C-12 | CONDO BATH | SQUARE RECESSED DOWNLIGHT | X | X | X | LED | 1" REGRESS |
| C-13 | CONDO ELEVATOR CORRIDOR VERTICALS | RIBBON LIGHT | ACOLYTE | X | X | LED | |
| C-14 | CONDO BATH 1 WALL-RECESSED | RECESSED STRIP LIGHT | ZUMTOBEL | X | FLANGELESS, OPAL LENS | T5 | |
| C-15 | CONDO APT. EXERCISE ROOM | RECESSED STRIP LIGHT | ZUMTOBEL | X | OPAL LENS | X | |
| C-16 | CONDO APT. MED. CABT. ON POSTS | SURFACE-MTD. | BARTCO | X | X | X | |

Damian Titus
NYC Buildings
APPROVED
Under Directive 2 of 1975
Date: 03/20/2014:
NYC Development Hub

OWNER:
SNOWPLOW LLC
950 THIRD AVENUE
NEW YORK, NY 10022
TEL.: (212) 486-2000

ARCHITECT OF RECORD:
SLCE*Architects, LLP*
841 BROADWAY
NEW YORK, NY 10003
TEL.: 212-979-8400

DESIGN ARCHITECT:
SOM
14 WALL STREET
NEW YORK, NY 10005
TEL.: 212-298-9336

STRUCTURAL ENGINEER:
DESIMONE
16 WEST 16th STREET
NEW YORK, NY 10011
TEL.: 212-532-2211

MEP ENGINEER:
WSP • FLACK+KURTZ
512 SEVENTH AVENUE
NEW YORK, NY 10011
TEL.: 212-532-9600

BUILDING ENVELOPE CONSULTANT:
GMS
GILSANZ MURRAY STEFICEK LLP
129 WEST 27th STREET
NEW YORK, NY 10001
TEL.: 212-254-0030

INTERIOR ARCHITECT:
DANIEL ROMUALDEZ • ARCHITECTS
119 WEST 23rd STREET
NEW YORK, NY 10011
TEL.: 212-989-8429

LIGHTING DESIGNER:
SBLD STUDIO
132 WEST 36th STREET
NEW YORK, NY 10018
TEL.: 212-391-4230

FACADE MAINTENANCE CONSULTANT:
ENTEK ENGINEERING, LLC
166 AMES STREET
HACKENSACK, NJ 07601
TEL.: 201-820-2801

ELEVATOR CONSULTANT:
vda
5 REGENT STREET
LIVINGSTON, NJ 07039
TEL.: 973-994-9220

GEOTECHNICAL CONSULTANT:
LANGAN ENGINEERING
RIVER DRIVE CENTER 1
ELMWOOD PARK, NJ 07407
TEL.: 201-794-6900

| No: | Date: | Revision: |
|---|---|---|
| | 10-10-12 | D.O.B. SUBMITTAL |

NORTH ARROW | SCALE

KEY PLAN:

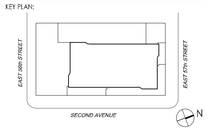


PROJECT:
252 EAST 57th STREET
NEW YORK, NY

TITLE:
CEILING INFORMATION

SEAL & SIGNATURE:

REGISTERED ARCHITECT GLORIA B. GILDA 026020 STATE OF NEW YORK

| | |
|---|---|
| SCALE: | AS SHOWN |
| DATE: | 09-03-11 |
| PROJECT No: | 2011-14 |
| FILE No: | 250 EAST 57th STREET |
| DRAWN BY: | |
| CHECKED BY: | |
| DWG. No.: | A-701.00 |

OF

DEPT OF BLDGS 121303523 Job Number
E345499560 Scan Code

# CEILING INFORMATION

SEE ELECTRICAL DRAWINGS FOR BACK-OF-HOUSE LIGHT FIXTURE SCHEDULE

## LIGHT FIXTURE SCHEDULE

| ID | LOCATION (LOBBY) | DESCRIPTION | MANUFACTURER | MODEL NO. | TRIM / COLOR | LAMP | NOTES |
|---|---|---|---|---|---|---|---|
| L-1 | LOBBY | RECESSED DOWNLIGHT | USAI | LN25RDT-WM-MTG120-30KS-LRNT450-10-LSP55-BOFC | WHITE WITH WHITE BAFFLE | LED | |
| L-2 | LOBBY | RECESSED DOWNLIGHT | USAI | LN10RWT-WM-MTG120-30KS-10-LNC61 | WHITE WITH WHITE BAFFLE | LED | |
| L-3 | CONDO LOBBY | CUSTOM DESIGN | | | | | |
| L-4 | ELEVATOR LOBBY COVE | HIGH OUTPUT LIGHT BAR & FEED | ACOLYTE | | | LED | |
| L-5 | FEATURE WALL | LINEAR EXTERIOR LED | PHILIPS | | | LED | COLOR TEMP AND BEAM ANGLE TO BE VERIFIED SUBJECT TO MOCK-UP |
| L-6.1 | BACKLIT GLASS WALLS | LOW VOLTAGE LIGHT PAD | ROSCO | | | LED | |
| L-6.2 | BACKLIT GLASS WALLS | LOW VOLTAGE LIGHT PAD | TETRA POWERGRID | | | LED | |
| L-6.3 | BACKLIT GLASS WALLS | LOW VOLTAGE LIGHT PAD | LIGHTWILD | | | LED | |
| L-7 | COVE AT PLANTER IN LOBBY | RECESSED FLUORESCENT | ZUMTOBEL | 1R5-P-W | WHITE, FLUSH OPAL LENS | OSRAM SYLVANIA #FP28/830/ECO | |
| L-7A | COVE AT PLANTER IN CAR DROP-OFF | RECESSED FLUORESCENT | ZUMTOBEL | 1R5-P-W | WHITE, FLUSH OPAL LENS | OSRAM SYLVANIA #FP28/830/ECO in c.s. | |
| L-8 | COVE AT PLANTER AT CONDO LOBBY & DROP-OFF | TRACK LIGHT | CYLINDRIX | CYLT-39-RAR20MH-E-WT-?-277-? | WHITE | PAR20MH | |
| L-8T | COVE AT PLANTER FOR USE WITH L-8 TRACK HEAD | POWER SUPPLY TRACK | AMERLUX | | WHITE | | LENGTHS AS PER DRAWINGS |
| L-9 | DROP-OFF | CUSTOM DESIGN | | | | | |
| L-10 | DROP-OFF ENTRANCE | RECESSED DOWNLIGHT | DESIGNPLAN | RDL-8-E8-/-?-?-?-? | OPAL LENS | FLUORESENT | |
| L-11 | LOBBY ENTRANCES | FLOOR-RECESSED | iGUZZINI | | | FLUORESENT | 4-3/4" DEEP CASING |
| L-12 | LOBBY ENTRANCES | WALL-MTD. | B-K LIGHTING | | | LED | |
| L-13 | LOBBIES BELOW "BRIDGES" | STRIP LIGHT | ACOLYTE | RBNL1718A 3.0 WATTS/FT | FROSTED LENS | LED | SUBMERSIBLE, WATERPROOF |
| L-14 | REFLECTING POOL | LINEAR | LUMENPULSE | SLC-24V DC-LENGTH-300K NON-DIMMING | | | SUBMERSIBLE |
| L-15 | MAIL ROOMS | STAGGERED, LINEAR | LEGION | 1630-128 1-F28T5 | | OSRAM SYLVANIA #FP28830/ECO | |
| L-16 | ELEVATOR CAB | UPLIGHT | ACOLYTE | | | LED | |
| L-17 | ELEVATOR CAB | CUSTOM SIZE | LUMINEX | | | LED | |
| L-18 | ELEVATOR | CUSTOM CALL LIGHT, WALL-RECESSED | 3G LIGHTING | | WHITE SAND-BLASTED DIFFUSER | LED | |
| L-19 | ELEVATOR LOBBY | SQUARE RECESSED DOWNLIGHT | USAI | 4400-10-F-BL125-A-?-? | X | OSRAM SYLVANIA #CF26DT/E/IN830/ECO | COMPACT FLUORESCENT |
| | | | | | | | |
| | | | | | | | |
| | | | | | | | |

| ID | LOCATION (AMENITIES) | DESCRIPTION | MANUFACTURER | MODEL NO. | TRIM / COLOR | LAMP | NOTES |
|---|---|---|---|---|---|---|---|
| A-1 | TALL CEIILNGS | SQUARE RECESSED DOWNLIGHT | USAI | 1650-10-F-BL130-A-?-? | WHITE WITH FROSTED LENS | GE #CMH39MR16/930/FL | |
| A-2 | LOW CEIILNGS | SQUARE RECESSED DOWNLIGHT | USAI | 1650-10-F-BL710-A-?-? | WHITE WITH FROSTED LENS | GE #CMH39MR16/930/FL | |
| A-3 | VARIOUS | LINEAR WITH S/S HOUSING | BARTCO | | | LINEAR LED | |
| A-4 | CHILDREN'S PLAY | RECESSED CIRCLE LIGHT | BUBBLE UP | | OPAL POLYCARBONATE DIFFUSER | OSRAM SYLVANIA #CF18DT/E/IN/835/ECO | 4 DIFFERENT SIZES |
| A-5 | VARIOUS | SQUARE RECESSED DOWNLIGHT | USAI | 3110-B1-?-LSTD4-9016-C2-300KS-50-NC-?-? | | LED | 1" REGRESS |
| A-6 | VARIOUS | SQUARE RECESSED WALL WASH | USAI | ?-?-LSTW4-6020-C1-30-NC-?-? | | LED | |
| A-7 | COVE LIGHT | HIGH OUTPUT LIGHT BAR | ACOLYTE | | | LED | PLUS ACCESSORIES |
| A-8 | ABOVE BILLIARDS TABLE | CEILING HUNG | | | | LED | |
| A-9 | RENTAL OFFICE | RECESSED SLOT | MARK LIGHTING | SL6F-7'-6"-MH20-?-1-T5-EDHL-?-FA-? | 1/4" THICK CLEAR FROSTED ACRYLIC SHIELDING | T5 | |
| A-10 | RENTAL OFFICE DESK | RIBBON LYTE | ACOLYTE | 2700K VERY WARM WHITE | | LED | O ENERGY LIGHTING CAPPED MOUNTING TRACK SP-1543-1090 |
| A-11 | VARIOUS | SQUARE RECESSED DOWNLIGHT | USAI | 3110-B1-?-LSTD4-9033-C2-30KS-50-NC-?-? | | 16W 3000K LED | X |
| A-12 | CONDO AMENITIES | RECESSED DOWNLIGHT | NANOLED | LN25RDT-WM-MTG120-30KS-LRNT450-10-LSP55-?-?-BOFC | WHITE TRIM, MATTE WHITE BAFFLE, FROSTED LENS | X | X |
| A-13 | DINING ROOM | CEILING-MTD. | QUASAR OR ZANEEN IN USA TBV | UNIVERSE SQUARE | NICKEL WITH GLASS BARS | LED | |
| A-14 | COVE LIGHT | HIGH OUTPUT LIGHT BAR | ACOLYTE | | | | PLUS ACCESSORIES |
| A-15 | SPIN ROOM | RECESSED SLOT | MARK LIGHTING | SL6F-8'-?-?-2-T5-EBPR-?-FA-? | 1/4" THICK CLEAR FROSTED ACRYLIC SHIELDING | T5 | |
| A-16 | YOGA ROOM | RECESSED FLUORESCENT | MARK LIGHTING | VL-44-4-T5-EBPR-?-? | PVC MEMBRANE | T5 | |
| A-17 | POWDER ROOMS | WALL-RECESSED | DREAMSCAPE | DPL-11136-HO-B | ACRYLIC DIFFUSER | 1-F-39-T5 | 36" LONG |
| A-18 | UNDER CABINET TASK LIGHT | RIBBON LYTE | ACOLYTE | 2700K VERY WARM WHITE | | LED | O ENERGY LIGHTING CAPPED MOUNTING TRACK SP-1543-1090 |
| A-19 | CONDO AMENITIES PORTALS | CUSTOM, WALL-RECESSED | 3G LIGHTING | | WHITE SAND-BLASTED DIFFUSER | LED | |
| A-20 | CONDO FITNESS | CEILING-MTD. | ZANEEN | D10-1369 | NICKEL | LED | |
| A-21 | SCREENING ROOM LEATHER WALL | RIBBON LYTE | ACOLYTE | 2700K VERY WARM WHITE | | LED | O ENERGY LIGHTING CAPPED MOUNTING TRACK SP-1543-1090 |
| | | | | | | | |
| | | | | | | | |

Damian Titus
NYC Buildings
APPROVED
Under Directive 2 of 1975
Date: 03/20/2014:
NYC Development Hub

OWNER:
SNOWPLOW LLC
950 THIRD AVENUE
NEW YORK, NY 10022
TEL.: (212) 486-2000

ARCHITECT OF RECORD:
SLCE*Architects, LLP*
841 BROADWAY
NEW YORK, NY 10003
TEL.: 212-979-8400

DESIGN ARCHITECT:
SOM
14 WALL STREET
NEW YORK, NY 10005
TEL.: 212-298-9336

STRUCTURAL ENGINEER:
DESIMONE
16 WEST 18th STREET
NEW YORK, NY 10011
TEL.: 212-532-2211

MEP ENGINEER:
WSP • FLACK+KURTZ
512 SEVENTH AVENUE
NEW YORK, NY 10011
TEL.: 212-532-9600

BUILDING ENVELOPE CONSULTANT:
GMS
GILSANZ MURRAY STEFICEK LLP
129 WEST 27th STREET
NEW YORK, NY 10001
TEL.: 212-254-0030

INTERIOR ARCHITECT:
DANIEL ROMUALDEZ • ARCHITECTS
119 WEST 23rd STREET
NEW YORK, NY 10011
TEL.: 212-989-8429

LIGHTING DESIGNER:
SBLD STUDIO
132 WEST 36th STREET
NEW YORK, NY 10018
TEL.: 212-391-4230

FACADE MAINTENANCE CONSULTANT:
ENTEK ENGINEERING, LLC
166 AMES STREET
HACKENSACK, NJ 07601
TEL.: 201-820-2801

ELEVATOR CONSULTANT:
vda
5 REGENT STREET
LIVINGSTON, NJ 07039
TEL.: 973-994-9220

GEOTECHNICAL CONSULTANT:
LANGAN ENGINEERING
RIVER DRIVE CENTER 1
ELMWOOD PARK, NJ 07407
TEL.: 201-794-6900

| No: | Date: | Revision: |
|---|---|---|
| | 10-10-12 | D.O.B. SUBMITTAL |

NORTH ARROW | SCALE

KEY PLAN:

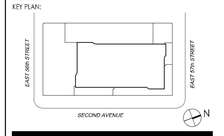


PROJECT:
252 EAST 57th STREET
NEW YORK, NY

TITLE:
CEILING INFORMATION

SEAL & SIGNATURE:

REGISTERED ARCHITECT RICHARD D. GLAS 029026 STATE OF NEW YORK

| | |
|---|---|
| SCALE: | AS SHOWN |
| DATE: | 09-02-11 |
| PROJECT No: | 2011-14 |
| FILE No: | 250 EAST 57th STREET |
| DRAWN BY: | |
| CHECKED BY: | |
| DWG. No.: | A-702.00 |

OF

DEPT OF BLDGS 121328321 Job Number

ES880602604 Scan Code

Damian Titus

**APPROVED**
Under Directive 2 of 1975
Date: 03/20/2014:
NYC Development Hub

OWNER:

SNOWPLOW LLC
950 THIRD AVENUE
NEW YORK, NY 10022
TEL.: (212) 486-2000

ARCHITECT OF RECORD:
SLCE*Architects, LLP*
841 BROADWAY
NEW YORK, NY 10003
TEL.: 212-979-8400

DESIGN ARCHITECT:
SOM
14 WALL STREET
NEW YORK, NY 10005
TEL.: 212-298-9336

STRUCTURAL ENGINEER:
DESIMONE
18 WEST 18th STREET
NEW YORK, NY 10011
TEL.: 212-532-2211

MEP ENGINEER:
WSP · FLACK+KURTZ
512 SEVENTH AVENUE
NEW YORK, NY 10011
TEL.: 212-532-9600

BUILDING ENVELOPE CONSULTANT:
GMS
GILSANZ MURRAY STEFICEK LLP
129 WEST 27th STREET
NEW YORK, NY 10001
TEL.: 212-254-0030

INTERIOR ARCHITECT:
DANIEL ROMUALDEZ • ARCHITECTS
119 WEST 23rd STREET
NEW YORK, NY 10011
TEL.: 212-989-8429

LIGHTING DESIGNER:
SBLD STUDIO
132 WEST 36th STREET
NEW YORK, NY 10018
TEL.: 212-391-4230

FACADE MAINTENANCE CONSULTANT:
ENTEK ENGINEERING, LLC
166 AMES STREET
HACKENSACK, NJ 07601
TEL.: 201-820-2801

ELEVATOR CONSULTANT:
vda
5 REGENT STREET
LIVINGSTON, NJ 07039
TEL.: 973-994-9220

GEOTECHNICAL CONSULTANT:
LANGAN ENGINEERING
RIVER DRIVE CENTER 1
ELMWOOD PARK, NJ 07407
TEL.: 201-794-6900

| No: | Date: | Revision: |
|---|---|---|
| | 10-10-12 | D.OB. SUBMITTAL |
| | 04-20-12 | 100% DD |

NORTH ARROW N

SCALE 0' 2' 4' 8'

KEY PLAN:

PROJECT:
# 252 EAST 57th STREET
# NEW YORK, NY

TITLE:
## SUB CELLAR 2 RCP

SEAL & SIGNATURE:
REGISTERED ARCHITECT GLORIA B. GLAS 020204 STATE OF NEW YORK

| | |
|---|---|
| SCALE: | AS SHOWN |
| DATE: | 09-02-11 |
| PROJECT No: | 2011-14 |
| FILE No: | 250 EAST 57th STREET |
| DRAWN BY: | |
| CHECKED BY: | |
| DWG. No.: | A-711.00 |

____ OF ____

DEPT OF BLDGS 121305525 Job Number

B1&1688850678 Work Order

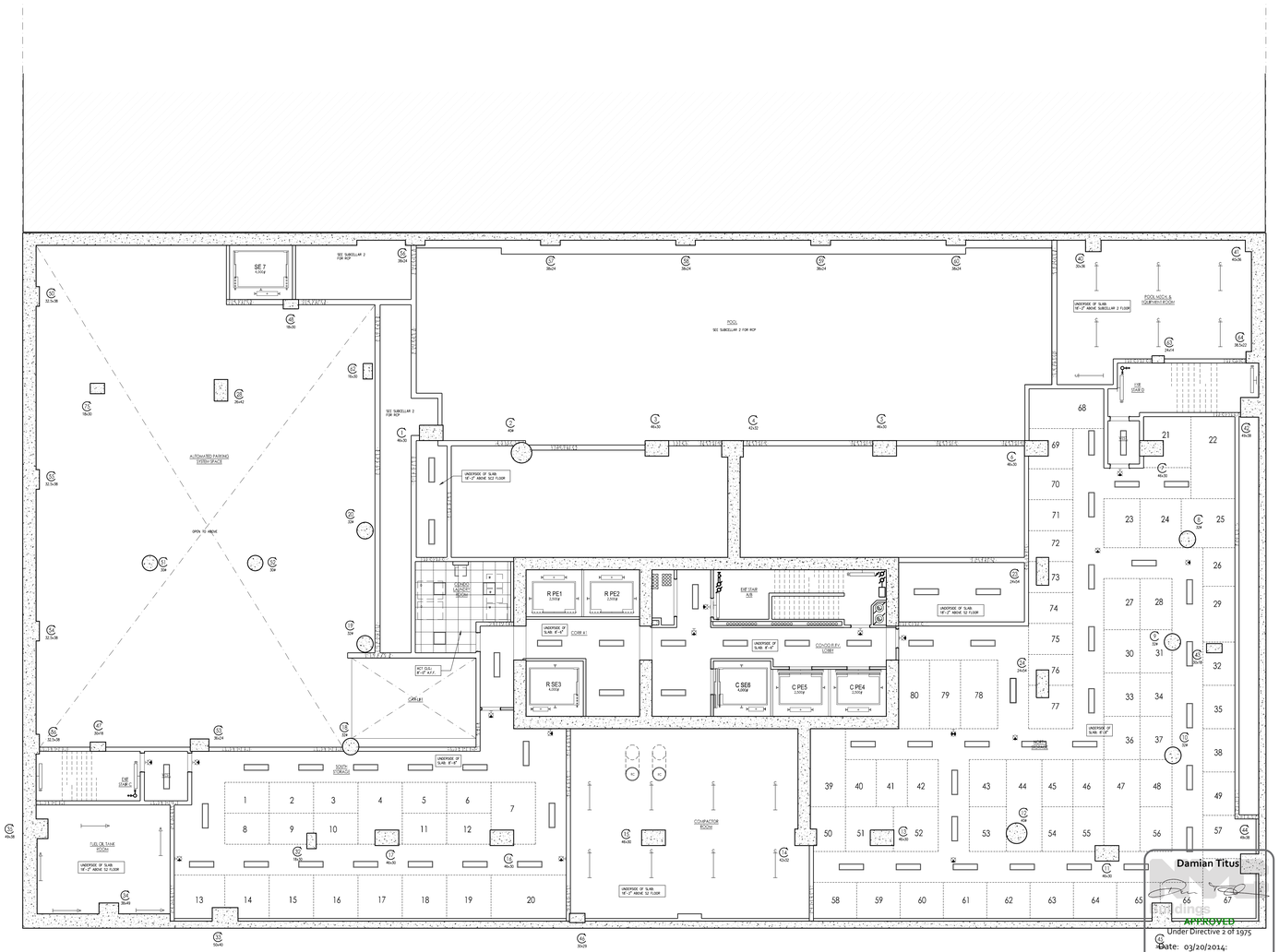


Damian Titus

APPROVED
Under Directive 2 of 1975
Date: 03/20/2014:
NYC Development Hub

OWNER:

SNOWPLOW LLC

950 THIRD AVENUE
NEW YORK, NY 10022
TEL.: (212) 486-2000

ARCHITECT OF RECORD:

SLCE*Architects, LLP*

841 BROADWAY
NEW YORK, NY 10003
TEL.: 212-979-8400

DESIGN ARCHITECT:

SOM

14 WALL STREET
NEW YORK, NY 10005
TEL.: 212-298-9336

STRUCTURAL ENGINEER:

DESIMONE

18 WEST 18th STREET
NEW YORK, NY 10011
TEL.: 212-532-2211

MEP ENGINEER:

WSP • FLACK+KURTZ

512 SEVENTH AVENUE
NEW YORK, NY 10011
TEL.: 212-532-9600

BUILDING ENVELOPE CONSULTANT:

GMS
GILSANZ MURRAY STEFICEK LLP

129 WEST 27th STREET
NEW YORK, NY 10001
TEL.: 212-254-0030

DANIEL ROMUALDEZ • ARCHITECTS

119 WEST 23rd STREET
NEW YORK, NY 10011
TEL.: 212-989-8429

LIGHTING DESIGNER:

SBLD STUDIO

132 WEST 36th STREET
NEW YORK, NY 10018
TEL.: 212-391-4230

FACADE MAINTENANCE CONSULTANT:

ENTEK ENGINEERING, LLC

166 AMES STREET
HACKENSACK, NJ 07601
TEL.: 201-820-2801

ELEVATOR CONSULTANT:

vda

5 REGENT STREET
LIVINGSTON, NJ 07039
TEL.: 973-994-9220

GEOTECHNICAL CONSULTANT:

LANGAN ENGINEERING

RIVER DRIVE CENTER 1
ELMWOOD PARK, NJ 07407
TEL.: 201-794-6900

| No: | Date: | Revision: |
|---|---|---|
| | 10-10-12 | D.OB. SUBMITTAL |
| | 04-20-12 | 100% DD |

NORTH ARROW

SCALE 0' 2' 4' 8'

KEY PLAN:

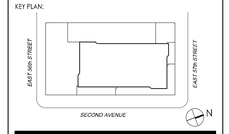


PROJECT:

252 EAST 57th STREET
NEW YORK, NY

TITLE:

SUB CELLAR 1 RCP

SEAL & SIGNATURE:

REGISTERED ARCHITECT
RICHARD D. GLAS
STATE OF NEW YORK
029090

| | |
|---|---|
| SCALE: | AS SHOWN |
| DATE: | 09-02-11 |
| PROJECT No: | 2011-14 |
| FILE No: | 250 EAST 57th STREET |
| DRAWN BY: | |
| CHECKED BY: | |
| DWG. No.: | A-712.00 |
| | OF |

© 2012 DANIEL ROMUALDEZ ARCHITECTS

DEPT OF BLDGS 121305523 Job Number
B1800809435 Work Order

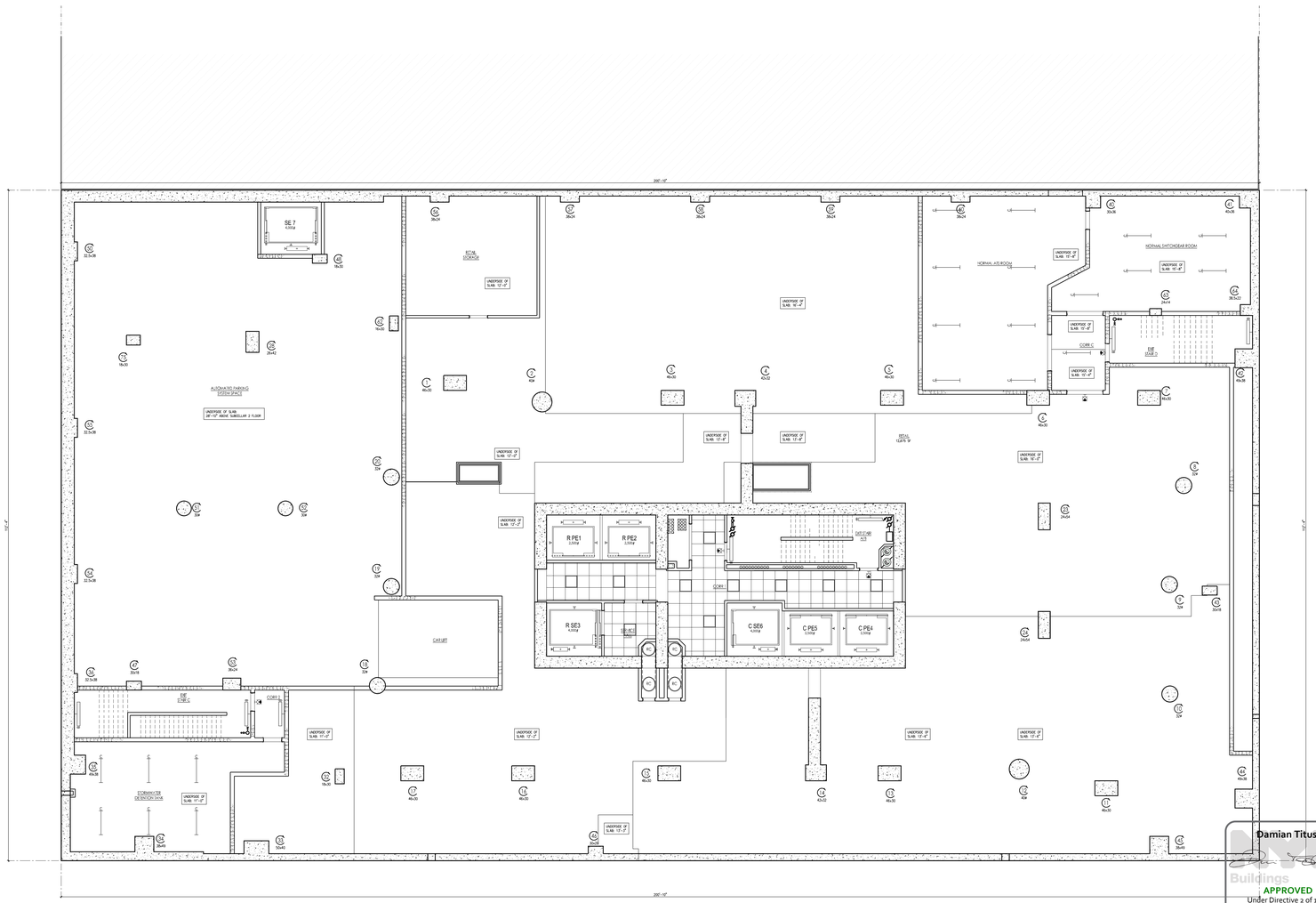


OWNER:

SNOWPLOW LLC

950 THIRD AVENUE
NEW YORK, NY 10022
TEL.: (212) 486-2000

ARCHITECT OF RECORD:

SLCE*Architects, LLP*

841 BROADWAY
NEW YORK, NY 10003
TEL.: 212-979-8400

DESIGN ARCHITECT:

SOM

14 WALL STREET
NEW YORK, NY 10005
TEL.: 212-298-9336

STRUCTURAL ENGINEER:

DESIMONE

18 WEST 18th STREET
NEW YORK, NY 10011
TEL.: 212-532-2211

MEP ENGINEER:

WSP • FLACK+KURTZ

512 SEVENTH AVENUE
NEW YORK, NY 10011
TEL.: 212-532-9600

BUILDING ENVELOPE CONSULTANT:

GILSANZ MURRAY STEFICEK LLP

129 WEST 27th STREET
NEW YORK, NY 10001
TEL.: 212-254-0030

DANIEL ROMUALDEZ • ARCHITECTS

119 WEST 23rd STREET
NEW YORK, NY 10011
TEL.: 212-989-8429

LIGHTING DESIGNER:

SBLD STUDIO

132 WEST 36th STREET
NEW YORK, NY 10018
TEL.: 212-391-4230

FACADE MAINTENANCE CONSULTANT:

ENTEK ENGINEERING, LLC

166 AMES STREET
HACKENSACK, NJ 07601
TEL.: 201-820-2801

ELEVATOR CONSULTANT:

vda

5 REGENT STREET
LIVINGSTON, NJ 07039
TEL.: 973-994-9220

GEOTECHNICAL CONSULTANT:

LANGAN ENGINEERING

RIVER DRIVE CENTER 1
ELMWOOD PARK, NJ 07407
TEL.: 201-794-6900

| No: | Date: | Revision: |
|---|---|---|
| | 10-10-12 | D.OB. SUBMITTAL |
| | 04-20-12 | 100% DD |

NORTH ARROW: N

SCALE: 0' 2' 4' 8'

KEY PLAN:

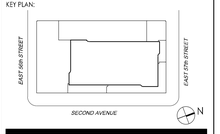


PROJECT:

# 252 EAST 57th STREET
# NEW YORK, NY

TITLE:

## CELLAR RCP

Damian Titus
DOB Buildings
APPROVED
Under Directive 2 of 1975
Date: 03/20/2014:
NYC Development Hub

SEAL & SIGNATURE:

REGISTERED ARCHITECT
RICHARD D. GLAS
STATE OF NEW YORK
029029

| | |
|---|---|
| SCALE: | AS SHOWN |
| DATE: | 09-03-11 |
| PROJECT No: | 2011-14 |
| FILE No: | 250 EAST 57th STREET |
| DRAWN BY: | |
| CHECKED BY: | |
| DWG. No.: | A-713 |
| | OF |

C:\Users\rglas\Documents\2011-14_250 EAST 57th STREET_rglas.rvt

DEPT OF BLDGS 121328321 Job Number

ES893996718 Scan Code

Damian Titus
Buildings
APPROVED
Under Directive 2 of 1975
Date: 03/20/2014:
NYC Development Hub

OWNER:

SNOWPLOW LLC

950 THIRD AVENUE
NEW YORK, NY 10022
TEL.: (212) 486-2000

ARCHITECT OF RECORD:

SLCE*Architects, LLP*

841 BROADWAY
NEW YORK, NY 10003
TEL.: 212-979-8400

DESIGN ARCHITECT:

SOM

14 WALL STREET
NEW YORK, NY 10005
TEL.: 212-298-9336

STRUCTURAL ENGINEER:

DESIMONE

18 WEST 18th STREET
NEW YORK, NY 10011
TEL.: 212-532-2211

MEP ENGINEER:

WSP • FLACK+KURTZ

512 SEVENTH AVENUE
NEW YORK, NY 10011
TEL.: 212-532-9600

BUILDING ENVELOPE CONSULTANT:

GMS
GILSANZ MURRAY STEFICEK LLP
129 WEST 27th STREET
NEW YORK, NY 10001
TEL.: 212-254-0030

DANIEL ROMUALDEZ • ARCHITECTS
119 WEST 23rd STREET
NEW YORK, NY 10011
TEL.: 212-989-8429

LIGHTING DESIGNER:

SBLD STUDIO

132 WEST 36th STREET
NEW YORK, NY 10018
TEL.: 212-391-4230

FACADE MAINTENANCE CONSULTANT:

ENTEK ENGINEERING, LLC

166 AMES STREET
HACKENSACK, NJ 07601
TEL.: 201-820-2801

ELEVATOR CONSULTANT:

vda

5 REGENT STREET
LIVINGSTON, NJ 07039
TEL.: 973-994-9220

GEOTECHNICAL CONSULTANT:

LANGAN ENGINEERING

RIVER DRIVE CENTER 1
ELMWOOD PARK, NJ 07407
TEL.: 201-794-6900

| No: | Date: | Revision: |
|---|---|---|
| | 10-10-12 | D.OB. SUBMITTAL |
| | 04-20-12 | 100% DD |

NORTH ARROW N

SCALE 0' 2' 4' 8'

KEY PLAN:

PROJECT:

252 EAST 57th STREET
NEW YORK, NY

TITLE:

1st FLOOR RCP

SEAL & SIGNATURE:

REGISTERED ARCHITECT GLORIA B. GLAS 020204 STATE OF NEW YORK

| | |
|---|---|
| SCALE: | AS SHOWN |
| DATE: | 09-02-11 |
| PROJECT No: | 2011-14 |
| FILE No: | 250 EAST 57th STREET |
| DRAWN BY: | |
| CHECKED BY: | |
| DWG. No.: | A-714 |

____ OF ____

DEPT OF BLDGS 121328321 Job Number

ES104734082 Scan Code

OWNER:

SNOWPLOW LLC

950 THIRD AVENUE
NEW YORK, NY 10022
TEL.: (212) 486-2000

ARCHITECT OF RECORD:

SLCE*Architects, LLP*

841 BROADWAY
NEW YORK, NY 10003
TEL.: 212-979-8400

DESIGN ARCHITECT:

**SOM**

14 WALL STREET
NEW YORK, NY 10005
TEL.: 212-298-9336

STRUCTURAL ENGINEER:

DESIMONE

18 WEST 18th STREET
NEW YORK, NY 10011
TEL.: 212-532-2211

MEP ENGINEER:

**WSP · FLACK+KURTZ**

512 SEVENTH AVENUE
NEW YORK, NY 10011
TEL.: 212-532-9600

BUILDING ENVELOPE CONSULTANT:

**GMS**
GILSANZ MURRAY STEFICEK LLP

129 WEST 27th STREET
NEW YORK, NY 10001
TEL.: 212-254-0030

DANIEL ROMUALDEZ • ARCHITECTS

119 WEST 23rd STREET
NEW YORK, NY 10011
TEL.: 212-989-8429

LIGHTING DESIGNER:

SBLD STUDIO

132 WEST 36th STREET
NEW YORK, NY 10018
TEL.: 212-391-4230

FACADE MAINTENANCE CONSULTANT:

ENTEK ENGINEERING, LLC

166 AMES STREET
HACKENSACK, NJ 07601
TEL.: 201-820-2801

ELEVATOR CONSULTANT:

**vda**

5 REGENT STREET
LIVINGSTON, NJ 07039
TEL.: 973-994-9220

GEOTECHNICAL CONSULTANT:

LANGAN ENGINEERING

RIVER DRIVE CENTER 1
ELMWOOD PARK, NJ 07407
TEL.: 201-794-6900

| No: | Date: | Revision: |
|---|---|---|
| | 10-10-12 | D.OB. SUBMITTAL |
| | 04-20-12 | 100% DD |
| | 10-14-11 | 100% SD |

NORTH ARROW: N

SCALE: 0' 2' 4' 8'

KEY PLAN:

PROJECT:

## 252 EAST 57th STREET
## NEW YORK, NY

TITLE:

## 2nd FLOOR RCP

SEAL & SIGNATURE:

| | |
|---|---|
| SCALE: | AS SHOWN |
| DATE: | 09-02-11 |
| PROJECT No: | 2011-14 |
| FILE No: | 250 EAST 57th STREET |
| DRAWN BY: | |
| CHECKED BY: | |
| DWG. No.: | A-715 |
| | ___ OF ___ |

DEPT OF BLDGS 121305323 Job Number

E1561609089 Work Order

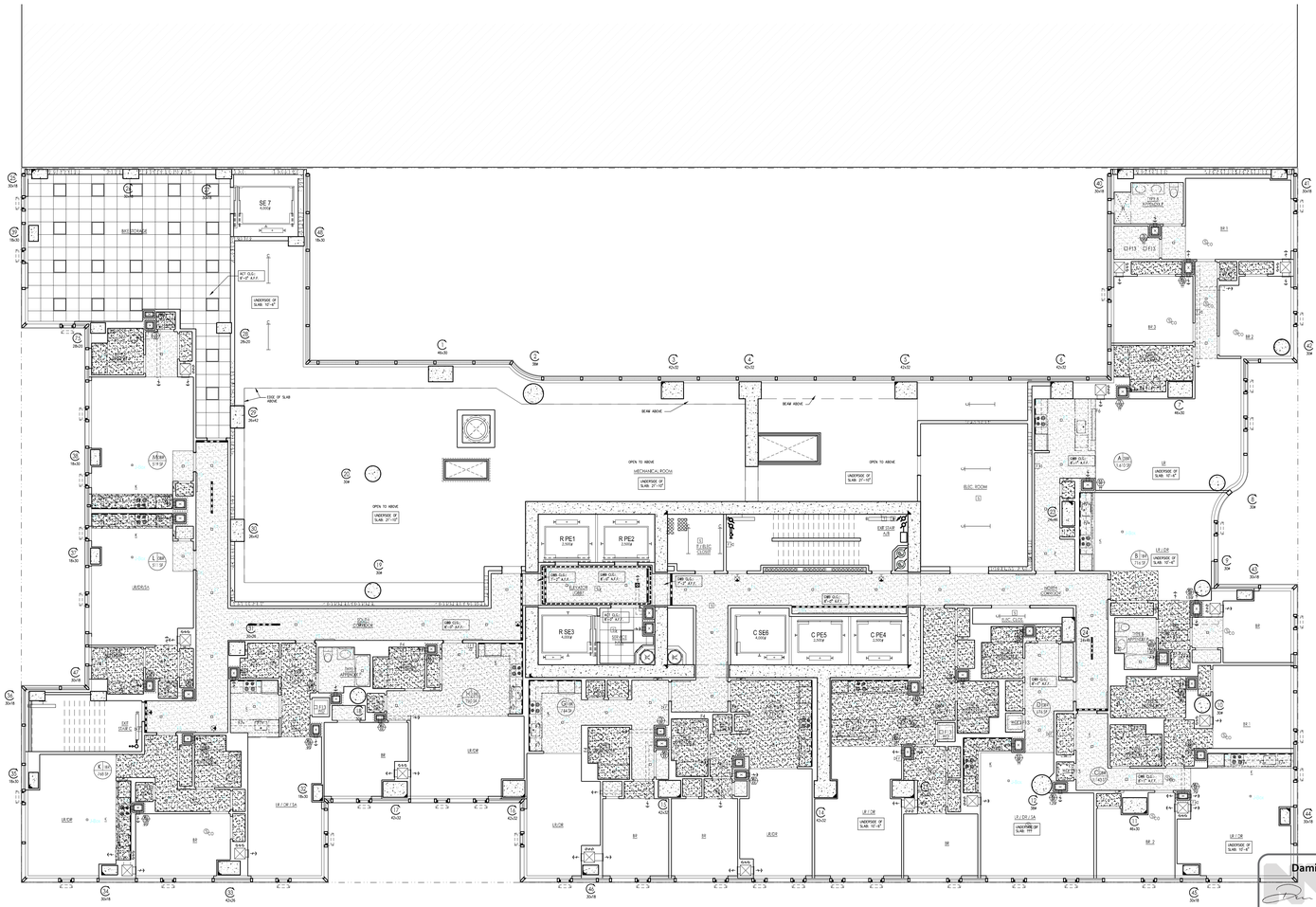


Damian Titus

Buildings

**APPROVED**
Under Directive 2 of 1975
Date: 03/20/2014:
NYC Development Hub

OWNER:

SNOWPLOW LLC

950 THIRD AVENUE
NEW YORK, NY 10022
TEL.: (212) 486-2000

ARCHITECT OF RECORD:

SLCE*Architects, LLP*

841 BROADWAY
NEW YORK, NY 10003
TEL.: 212-979-8400

DESIGN ARCHITECT:

SOM

14 WALL STREET
NEW YORK, NY 10005
TEL.: 212-298-9336

STRUCTURAL ENGINEER:

DESIMONE

18 WEST 18th STREET
NEW YORK, NY 10011
TEL.: 212-532-2211

MEP ENGINEER:

WSP • FLACK+KURTZ

512 SEVENTH AVENUE
NEW YORK, NY 10011
TEL.: 212-532-9600

BUILDING ENVELOPE CONSULTANT:

GILSANZ MURRAY STEFICEK LLP

129 WEST 27th STREET
NEW YORK, NY 10001
TEL.: 212-254-0030

INTERIOR ARCHITECT:

DANIEL ROMUALDEZ • ARCHITECTS

119 WEST 23rd STREET
NEW YORK, NY 10011
TEL.: 212-989-8429

LIGHTING DESIGNER:

SBLD STUDIO

132 WEST 36th STREET
NEW YORK, NY 10018
TEL.: 212-391-4230

FACADE MAINTENANCE CONSULTANT:

ENTEK ENGINEERING, LLC

166 AMES STREET
HACKENSACK, NJ 07601
TEL.: 201-820-2801

ELEVATOR CONSULTANT:

vda

5 REGENT STREET
LIVINGSTON, NJ 07039
TEL.: 973-994-9220

GEOTECHNICAL CONSULTANT:

LANGAN ENGINEERING

RIVER DRIVE CENTER 1
ELMWOOD PARK, NJ 07407
TEL.: 201-794-6900

| No: | Date: | Revision: |
|---|---|---|
| | 10-10-12 | D.OB. SUBMITTAL |
| | 04-20-12 | 100% DD |

NORTH ARROW

SCALE 0' 2' 4' 8'

KEY PLAN:

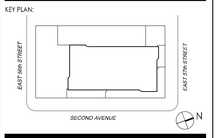


PROJECT:

252 EAST 57th STREET
NEW YORK, NY

TITLE:

3rd FLOOR RCP

SEAL & SIGNATURE:

REGISTERED ARCHITECT GLENN B. GISS 026020 STATE OF NEW YORK

| | |
|---|---|
| SCALE: | AS SHOWN |
| DATE: | 09-05-11 |
| PROJECT No: | 2011-14 |
| FILE No: | 250 EAST 57th STREET |
| DRAWN BY: | |
| CHECKED BY: | |
| DWG. NO.: | A-716 |

OF

Document Must Be Maintained On Construction Site At All Times

DEPT OF BLDGS 121305525 Job Number
E1345625249 Work Order

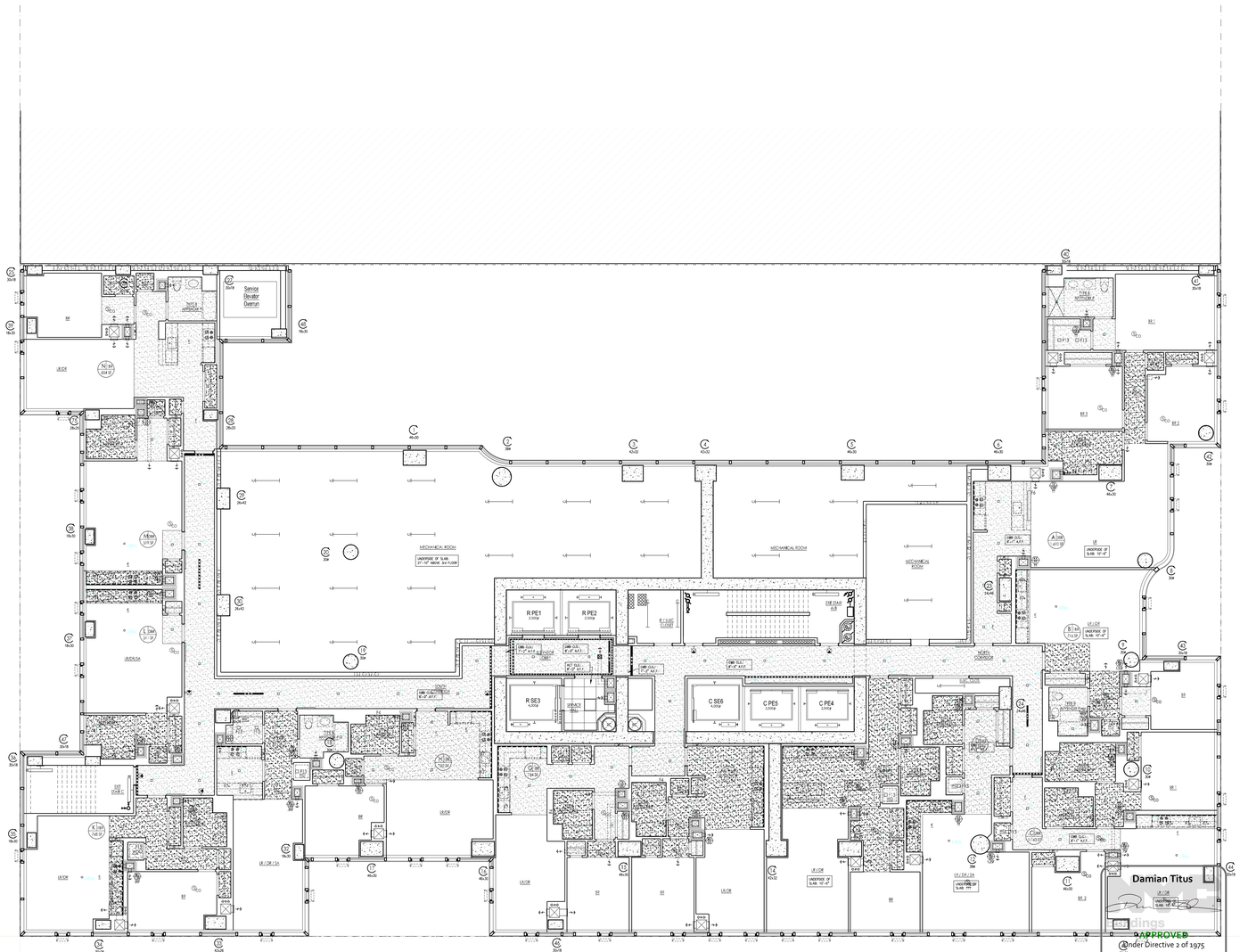


OWNER:

SNOWPLOW LLC

950 THIRD AVENUE
NEW YORK, NY 10022
TEL.: (212) 486-2000

ARCHITECT OF RECORD:

SLCE*Architects, LLP*

841 BROADWAY
NEW YORK, NY 10003
TEL.: 212-979-8400

DESIGN ARCHITECT:

SOM

14 WALL STREET
NEW YORK, NY 10005
TEL.: 212-298-9336

STRUCTURAL ENGINEER:

DESIMONE

18 WEST 18th STREET
NEW YORK, NY 10011
TEL.: 212-532-2211

MEP ENGINEER:

WSP • FLACK+KURTZ

512 SEVENTH AVENUE
NEW YORK, NY 10011
TEL.: 212-532-9600

BUILDING ENVELOPE CONSULTANT:

GKS
GILSANZ MURRAY STEFICEK LLP

129 WEST 27th STREET
NEW YORK, NY 10001
TEL.: 212-254-0030

INTERIOR ARCHITECT:

DANIEL ROMUALDEZ • ARCHITECTS

119 WEST 23rd STREET
NEW YORK, NY 10011
TEL.: 212-989-8429

LIGHTING DESIGNER:

SBLD STUDIO

132 WEST 36th STREET
NEW YORK, NY 10018
TEL.: 212-391-4230

FACADE MAINTENANCE CONSULTANT:

ENTEK ENGINEERING, LLC

166 AMES STREET
HACKENSACK, NJ 07601
TEL.: 201-820-2801

ELEVATOR CONSULTANT:

vda

5 REGENT STREET
LIVINGSTON, NJ 07039
TEL.: 973-994-9220

GEOTECHNICAL CONSULTANT:

LANGAN ENGINEERING

RIVER DRIVE CENTER 1
ELMWOOD PARK, NJ 07407
TEL.: 201-794-6900

| No: | Date: | Revision: |
|---|---|---|
| | 10-10-12 | D.OB. SUBMITTAL |
| | 04-20-12 | 100% DD |

NORTH ARROW

SCALE 0' 2' 4' 8'

KEY PLAN:

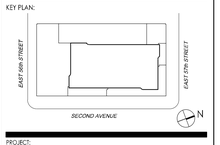


PROJECT:

252 EAST 57th STREET
NEW YORK, NY

TITLE:

4th FLOOR RCP

SEAL & SIGNATURE:

REGISTERED ARCHITECT EDWARD D. GLASS 029029 STATE OF NEW YORK

| | |
|---|---|
| SCALE: | AS SHOWN |
| DATE: | 09-03-11 |
| PROJECT No: | 2011-14 |
| FILE No: | 250 EAST 57th STREET |
| DRAWN BY: | |
| CHECKED BY: | |
| DWG. No.: | A-717 |

OF

DEPT OF BLDGS 121305525 Job Number

B1 373400041 Work Order

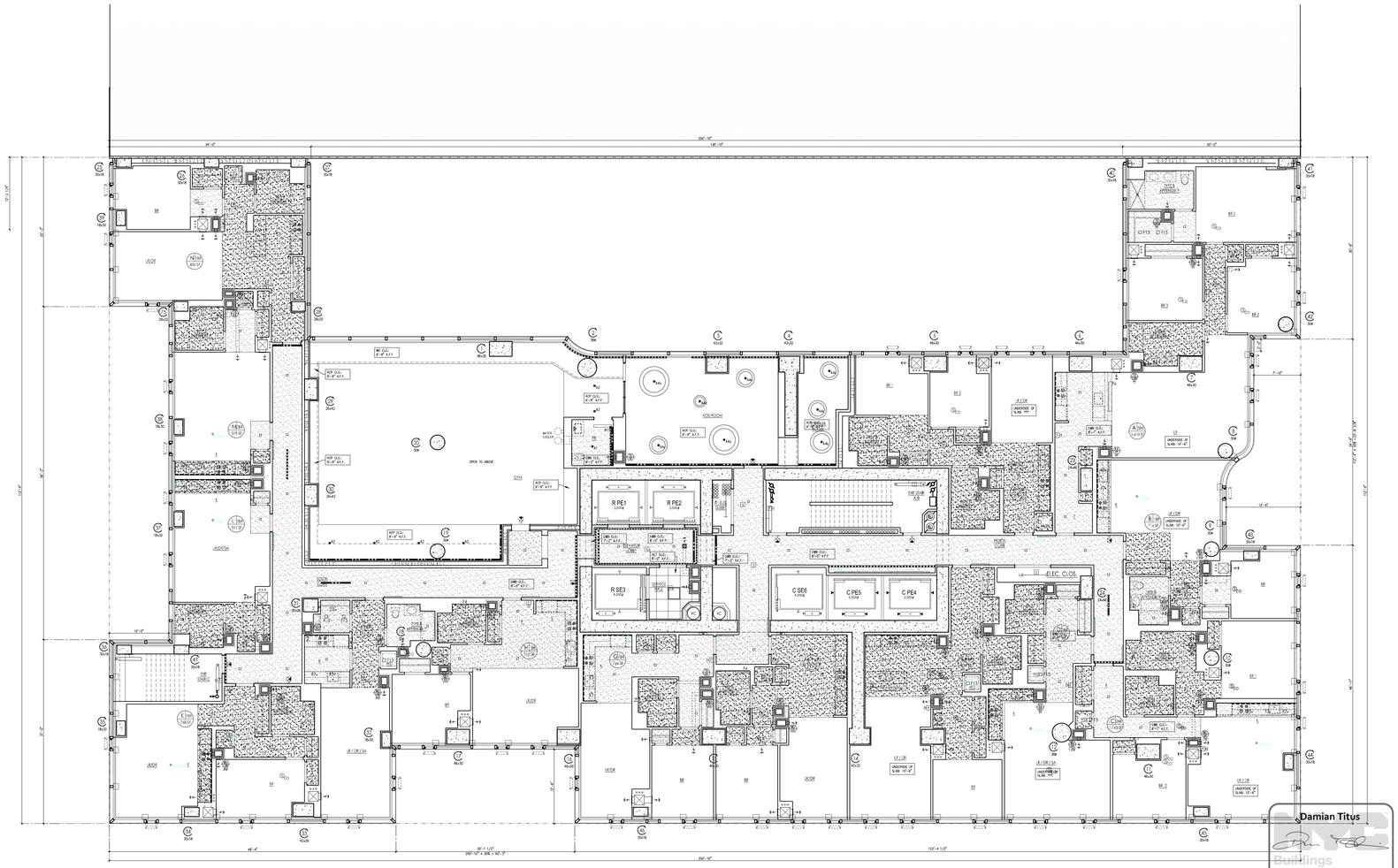


Damian Titus

APPROVED
Under Directive 2 of 1975
Date: 03/20/2014:
NYC Development Hub

OWNER:

SNOWPLOW LLC

950 THIRD AVENUE
NEW YORK, NY 10022
TEL.: (212) 486-2000

ARCHITECT OF RECORD:

SLCE*Architects, LLP*

841 BROADWAY
NEW YORK, NY 10003
TEL.: 212-979-8400

DESIGN ARCHITECT:

SOM

14 WALL STREET
NEW YORK, NY 10005
TEL.: 212-298-9336

STRUCTURAL ENGINEER:

DESIMONE

18 WEST 18th STREET
NEW YORK, NY 10011
TEL.: 212-532-2211

MEP ENGINEER:

WSP • FLACK+KURTZ

512 SEVENTH AVENUE
NEW YORK, NY 10011
TEL.: 212-532-9600

BUILDING ENVELOPE CONSULTANT:

GILSANZ MURRAY STEFICEK LLP

129 WEST 27th STREET
NEW YORK, NY 10001
TEL.: 212-254-0030

INTERIOR ARCHITECT:

DANIEL ROMUALDEZ • ARCHITECTS

119 WEST 23rd STREET
NEW YORK, NY 10011
TEL.: 212-989-8429

LIGHTING DESIGNER:

SBLD STUDIO

132 WEST 36th STREET
NEW YORK, NY 10018
TEL.: 212-391-4230

FACADE MAINTENANCE CONSULTANT:

ENTEK ENGINEERING, LLC

166 AMES STREET
HACKENSACK, NJ 07601
TEL.: 201-820-2801

ELEVATOR CONSULTANT:

vda

5 REGENT STREET
LIVINGSTON, NJ 07039
TEL.: 973-994-9220

GEOTECHNICAL CONSULTANT:

LANGAN ENGINEERING

RIVER DRIVE CENTER 1
ELMWOOD PARK, NJ 07407
TEL.: 201-794-6900

| No: | Date: | Revision: |
|---|---|---|
| | 10-10-12 | D.OB. SUBMITTAL |
| | 04-20-12 | 100% DD |

NORTH ARROW

SCALE 0 2 4 8'

KEY PLAN:

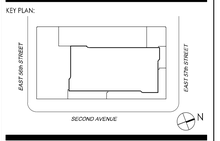


PROJECT:

252 EAST 57th STREET
NEW YORK, NY

TITLE:

5th FLOOR RCP

SEAL & SIGNATURE:

REGISTERED ARCHITECT GLORIA R. GILSANZ 022020 STATE OF NEW YORK

| | |
|---|---|
| SCALE: | AS SHOWN |
| DATE: | 09-03-11 |
| PROJECT No: | 2011-14 |
| FILE No: | 250 EAST 57th STREET |
| DRAWN BY: | |
| CHECKED BY: | |
| DWG. No.: | A-718 |
| | OF |

DEPT OF BLDGS 121305525 Job Number
B1000241145 Work Order

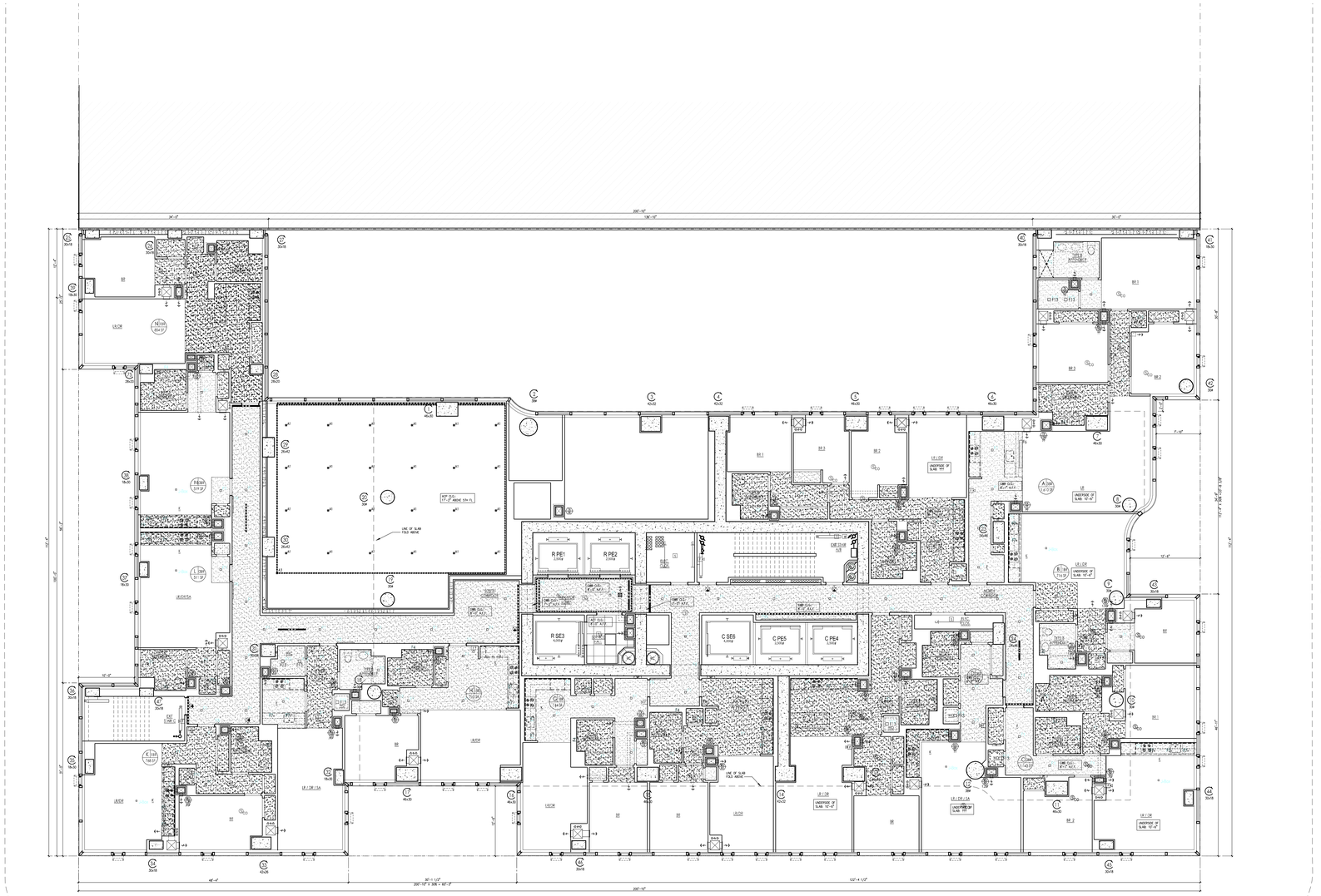


## LEGEND

- COVE LIGHT
- RECESSED DOWNLIGHT
- LINEAR DIFFUSER WITH TAPED/SPACKLED BORDER
- LINEAR RETURN WITH TAPED/SPACKLED BORDER

## GENERAL NOTES

1. ALL CEILINGS ARE PAINTED GWB UNLESS OTHERWISE NOTED
2. CEILING HEIGHT +111'-10" UNLESS OTHERWISE NOTED

Damian Titus
Buildings
APPROVED
Under Directive 2 of 1975
Date: 03/20/2014:
NYC Development Hub

OWNER:
SNOWPLOW LLC
950 THIRD AVENUE
NEW YORK, NY 10022
TEL.: (212) 486-2000

ARCHITECT OF RECORD:
SLCE*Architects, LLP*
841 BROADWAY
NEW YORK, NY 10003
TEL.: 212-979-8400

DESIGN ARCHITECT:
SOM
14 WALL STREET
NEW YORK, NY 10005
TEL.: 212-298-9336

STRUCTURAL ENGINEER:
DESIMONE
18 WEST 18th STREET
NEW YORK, NY 10011
TEL.: 212-532-2211

MEP ENGINEER:
WSP • FLACK+KURTZ
512 SEVENTH AVENUE
NEW YORK, NY 10011
TEL.: 212-532-9600

BUILDING ENVELOPE CONSULTANT:
GBS
GILSANZ MURRAY STEFICEK LLP
129 WEST 27th STREET
NEW YORK, NY 10001
TEL.: 212-254-0030

INTERIOR ARCHITECT:
DANIEL ROMUALDEZ • ARCHITECTS
119 WEST 23rd STREET
NEW YORK, NY 10011
TEL.: 212-989-8429

LIGHTING DESIGNER:
SBLD STUDIO
132 WEST 36th STREET
NEW YORK, NY 10018
TEL.: 212-391-4230

FACADE MAINTENANCE CONSULTANT:
ENTEK ENGINEERING, LLC
166 AMES STREET
HACKENSACK, NJ 07601
TEL.: 201-820-2801

ELEVATOR CONSULTANT:
vda
5 REGENT STREET
LIVINGSTON, NJ 07039
TEL.: 973-994-9220

GEOTECHNICAL CONSULTANT:
LANGAN ENGINEERING
RIVER DRIVE CENTER 1
ELMWOOD PARK, NJ 07407
TEL.: 201-794-6900

| No: | Date: | Revision: |
|---|---|---|
| | 10-10-12 | D.OB. SUBMITTAL |
| | 04-20-12 | 100% DD |

NORTH ARROW: N
SCALE: 0' 2' 4' 8'

KEY PLAN:
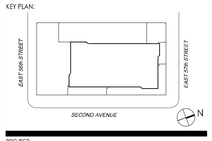


PROJECT:
# 252 EAST 57th STREET NEW YORK, NY

TITLE:
## 6th FLOOR RCP

SEAL & SIGNATURE:
LICENSED ARCHITECT GLORIA B. GILS 020201 STATE OF NEW YORK

| | |
|---|---|
| SCALE: | AS SHOWN |
| DATE: | 09-20-11 |
| PROJECT No: | 2011-14 |
| FILE No: | 252 EAST 57th STREET |
| DRAWN BY: | |
| CHECKED BY: | |
| DWG. No.: | A-719 |

___ OF ___

These drawings and specifications are the property and copyright of SLCE Architects, LLP and may not be reproduced or used in any way without the express permission of SLCE Architects, LLP. All rights reserved.

DEPT OF BLDGS 121328321 Job Number

ES063901893 Scan Code

Damian Titus

Buildings

APPROVED

Under Directive 2 of 1975

Date: 03/20/2014:

NYC Development Hub


OWNER:

SNOWPLOW LLC

950 THIRD AVENUE
NEW YORK, NY 10022
TEL.: (212) 486-2000

ARCHITECT OF RECORD:

SLCE*Architects, LLP*

841 BROADWAY
NEW YORK, NY 10003
TEL.: 212-979-8400

DESIGN ARCHITECT:

SOM

14 WALL STREET
NEW YORK, NY 10005
TEL.: 212-298-9336

STRUCTURAL ENGINEER:

DESIMONE

18 WEST 18th STREET
NEW YORK, NY 10011
TEL.: 212-532-2211

MEP ENGINEER:

WSP · FLACK+KURTZ

512 SEVENTH AVENUE
NEW YORK, NY 10011
TEL.: 212-532-9600

BUILDING ENVELOPE CONSULTANT:

GMS
GILSANZ MURRAY STEFICEK LLP

129 WEST 27th STREET
NEW YORK, NY 10001
TEL.: 212-254-0030

INTERIOR ARCHITECT:

DANIEL ROMUALDEZ • ARCHITECTS

119 WEST 23rd STREET
NEW YORK, NY 10011
TEL.: 212-989-8429

LIGHTING DESIGNER:

SBLD STUDIO

132 WEST 36th STREET
NEW YORK, NY 10018
TEL.: 212-391-4230

FACADE MAINTENANCE CONSULTANT:

ENTEK ENGINEERING, LLC

166 AMES STREET
HACKENSACK, NJ 07601
TEL.: 201-820-2801

ELEVATOR CONSULTANT:

vda

5 REGENT STREET
LIVINGSTON, NJ 07039
TEL.: 973-994-9220

GEOTECHNICAL CONSULTANT:

LANGAN ENGINEERING

RIVER DRIVE CENTER 1
ELMWOOD PARK, NJ 07407
TEL.: 201-794-6900

| No: | Date: | Revision: |
|---|---|---|
| | 10-10-12 | D.OB. SUBMITTAL |
| | 04-20-12 | 100% DD |

NORTH ARROW N

SCALE 0' 2' 4' 8'

KEY PLAN:

PROJECT:

252 EAST 57th STREET
NEW YORK, NY

TITLE:

7th FLOOR RCP

SEAL & SIGNATURE:

| | |
|---|---|
| SCALE: | AS SHOWN |
| DATE: | 09-02-11 |
| PROJECT No: | 2011-14 |
| FILE No: | 250 EAST 57th STREET |
| DRAWN BY: | |
| CHECKED BY: | |
| DWG. No.: | A-720 |

___ OF ___

DEPT OF BLDGS 121305525 Job Number

E120090858S9 Work Order

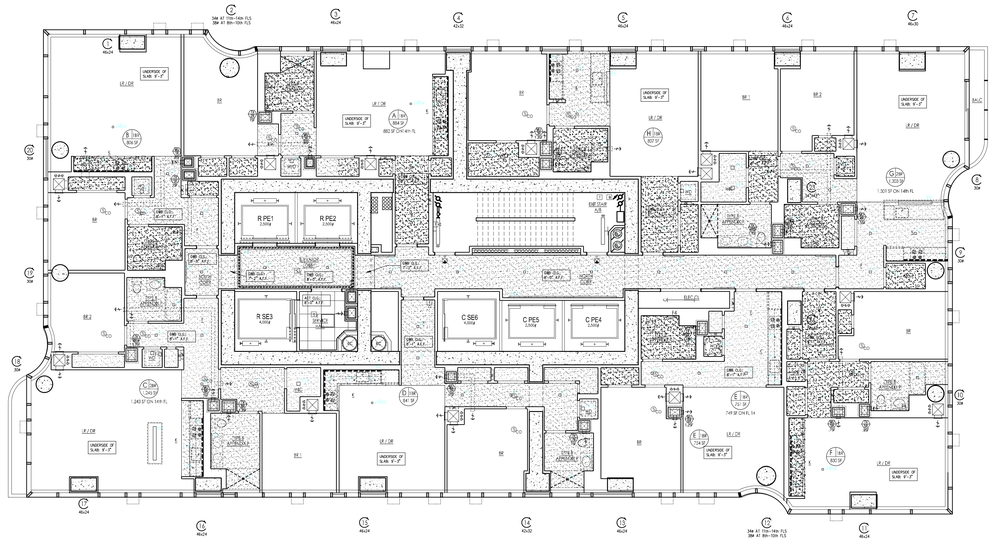


EAST 57th STREET

SECOND AVENUE

Damian Titus

NYC Buildings

APPROVED

Under Directive 2 of 1975

Date: 03/20/2014:

NYC Development Hub

OWNER:

SNOWPLOW LLC

950 THIRD AVENUE
NEW YORK, NY 10022
TEL.: (212) 486-2000

ARCHITECT OF RECORD:

SLCE*Architects, LLP*

841 BROADWAY
NEW YORK, NY 10003
TEL.: 212-979-8400

DESIGN ARCHITECT:

SOM

14 WALL STREET
NEW YORK, NY 10005
TEL.: 212-298-9336

STRUCTURAL ENGINEER:

DESIMONE

18 WEST 18th STREET
NEW YORK, NY 10011
TEL.: 212-532-2211

MEP ENGINEER:

WSP • FLACK+KURTZ

512 SEVENTH AVENUE
NEW YORK, NY 10011
TEL.: 212-532-9600

BUILDING ENVELOPE CONSULTANT:

GMS

GILSANZ MURRAY STEFICEK LLP

129 WEST 27th STREET
NEW YORK, NY 10001
TEL.: 212-254-0030

INTERIOR ARCHITECT:

DANIEL ROMUALDEZ • ARCHITECTS

119 WEST 23rd STREET
NEW YORK, NY 10011
TEL.: 212-989-8429

LIGHTING DESIGNER:

SBLD STUDIO

132 WEST 36th STREET
NEW YORK, NY 10018
TEL.: 212-391-4230

FACADE MAINTENANCE CONSULTANT:

ENTEK ENGINEERING, LLC

166 AMES STREET
HACKENSACK, NJ 07601
TEL.: 201-820-2801

ELEVATOR CONSULTANT:

vda

5 REGENT STREET
LIVINGSTON, NJ 07039
TEL.: 973-994-9220

GEOTECHNICAL CONSULTANT:

LANGAN ENGINEERING

RIVER DRIVE CENTER 1
ELMWOOD PARK, NJ 07407
TEL.: 201-794-6900

| No: | Date: | Revision: |
|---|---|---|
| | 10-10-12 | D.OB. SUBMITTAL |
| | 04-20-12 | 100% DD |

NORTH ARROW

SCALE 0' 1' 2' 4'

KEY PLAN:

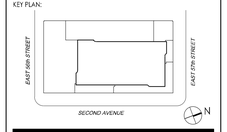


PROJECT:

# 252 EAST 57th STREET NEW YORK, NY

TITLE:

## 8th - 13th FLOOR RCP

SEAL & SIGNATURE:

REGISTERED ARCHITECT ALONZO B. GLASS STATE OF NEW YORK 029026

| | |
|---|---|
| SCALE: | AS SHOWN |
| DATE: | 09-03-11 |
| PROJECT No: | 2011-14 |
| FILE No: | 250 EAST 57th STREET |
| DRAWN BY: | |
| CHECKED BY: | |
| DWG. No.: | A-721 |
| | OF |

DEPT OF BLDGS 121328321 Job Number

ES916848647 Scan Code

EAST 57th STREET

SECOND AVENUE

Damian Titus

NYC Buildings

APPROVED

Under Directive 2 of 1975

Date: 03/20/2014:

NYC Development Hub


OWNER:

SNOWPLOW LLC

950 THIRD AVENUE
NEW YORK, NY 10022
TEL.: (212) 486-2000

ARCHITECT OF RECORD:

SLCE*Architects, LLP*

841 BROADWAY
NEW YORK, NY 10003
TEL.: 212-979-8400

DESIGN ARCHITECT:

SOM

14 WALL STREET
NEW YORK, NY 10005
TEL.: 212-298-9336

STRUCTURAL ENGINEER:

DESIMONE

18 WEST 18th STREET
NEW YORK, NY 10011
TEL.: 212-532-2211

MEP ENGINEER:

WSP • FLACK+KURTZ

512 SEVENTH AVENUE
NEW YORK, NY 10011
TEL.: 212-532-9600

BUILDING ENVELOPE CONSULTANT:

GMS
GILSANZ MURRAY STEFICEK LLP
129 WEST 27th STREET
NEW YORK, NY 10001
TEL.: 212-254-0030

INTERIOR ARCHITECT:

DANIEL ROMUALDEZ • ARCHITECTS

119 WEST 23rd STREET
NEW YORK, NY 10011
TEL.: 212-989-8429

LIGHTING DESIGNER:

SBLD STUDIO

132 WEST 36th STREET
NEW YORK, NY 10018
TEL.: 212-391-4230

FACADE MAINTENANCE CONSULTANT:

ENTEK ENGINEERING, LLC

166 AMES STREET
HACKENSACK, NJ 07601
TEL.: 201-820-2801

ELEVATOR CONSULTANT:

vda

5 REGENT STREET
LIVINGSTON, NJ 07039
TEL.: 973-994-9220

GEOTECHNICAL CONSULTANT:

LANGAN ENGINEERING

RIVER DRIVE CENTER 1
ELMWOOD PARK, NJ 07407
TEL.: 201-794-6900


| No: | Date: | Revision: |
|---|---|---|
| | 10-10-12 | D.OB. SUBMITTAL |
| | 04-20-12 | 100% DD |

NORTH ARROW N

SCALE 0' 1' 2' 4'

KEY PLAN:

PROJECT:

252 EAST 57th STREET
NEW YORK, NY

TITLE:

14th FLOOR RCP

SEAL & SIGNATURE:

REGISTERED ARCHITECT GLORIA B. GLAS 020204 STATE OF NEW YORK

| | |
|---|---|
| SCALE: | AS SHOWN |
| DATE: | 09-02-11 |
| PROJECT No: | 2011-14 |
| FILE No: | 250 EAST 57th STREET |
| DRAWN BY: | |
| CHECKED BY: | |
| DWG. No.: | A-722 |

___ OF ___

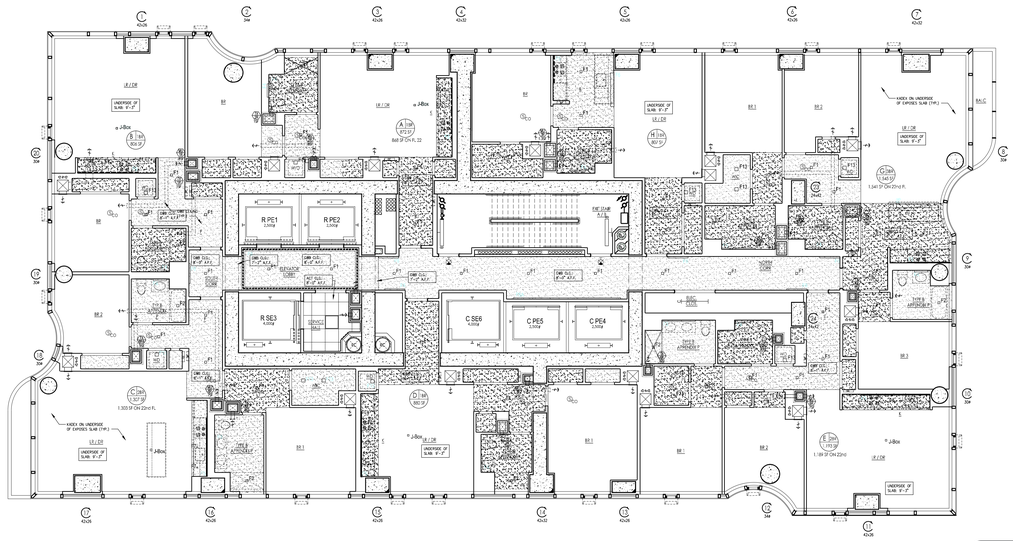

Damian Titus

Buildings

APPROVED
Under Directive 2 of 1975
Date: 03/20/2014:
NYC Development Hub

OWNER:

SNOWPLOW LLC
950 THIRD AVENUE
NEW YORK, NY 10022
TEL.: (212) 486-2000

ARCHITECT OF RECORD:

SLCE*Architects, LLP*
841 BROADWAY
NEW YORK, NY 10003
TEL.: 212-979-8400

DESIGN ARCHITECT:

SOM
14 WALL STREET
NEW YORK, NY 10005
TEL.: 212-298-9336

STRUCTURAL ENGINEER:

DESIMONE
18 WEST 18th STREET
NEW YORK, NY 10011
TEL.: 212-532-2211

MEP ENGINEER:

WSP · FLACK+KURTZ
512 SEVENTH AVENUE
NEW YORK, NY 10011
TEL.: 212-532-9600

BUILDING ENVELOPE CONSULTANT:

GMS
GILSANZ MURRAY STEFICEK LLP
129 WEST 27th STREET
NEW YORK, NY 10001
TEL.: 212-254-0030

INTERIOR ARCHITECT:

DANIEL ROMUALDEZ • ARCHITECTS
119 WEST 23rd STREET
NEW YORK, NY 10011
TEL.: 212-989-8429

LIGHTING DESIGNER:

SBLD STUDIO
132 WEST 36th STREET
NEW YORK, NY 10018
TEL.: 212-391-4230

FACADE MAINTENANCE CONSULTANT:

ENTEK ENGINEERING, LLC
166 AMES STREET
HACKENSACK, NJ 07601
TEL.: 201-820-2801

ELEVATOR CONSULTANT:

vda
5 REGENT STREET
LIVINGSTON, NJ 07039
TEL.: 973-994-9220

GEOTECHNICAL CONSULTANT:

LANGAN ENGINEERING
RIVER DRIVE CENTER 1
ELMWOOD PARK, NJ 07407
TEL.: 201-794-6900

| No: | Date: | Revision: |
|---|---|---|
| | 10-10-12 | D.OB. SUBMITTAL |
| | 04-20-12 | 100% DD |

NORTH ARROW: N

SCALE: 0' 2' 4' 8'

KEY PLAN:

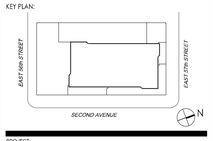


PROJECT:

252 EAST 57th STREET
NEW YORK, NY

TITLE:

15th - 21st FLOOR RCP

SEAL & SIGNATURE:

REGISTERED ARCHITECT
GLORIA B. GLAS
STATE OF NEW YORK
02020

| | |
|---|---|
| SCALE: | AS SHOWN |
| DATE: | 09-20-11 |
| PROJECT No: | 2011-14 |
| FILE No: | 250 EAST 57th STREET |
| DRAWN BY: | |
| CHECKED BY: | |
| DWG. No.: | A-723 |

____ OF ____

DEPT OF BLDGS 121305525 Job Number

E-DEVTEST272 Scan Code

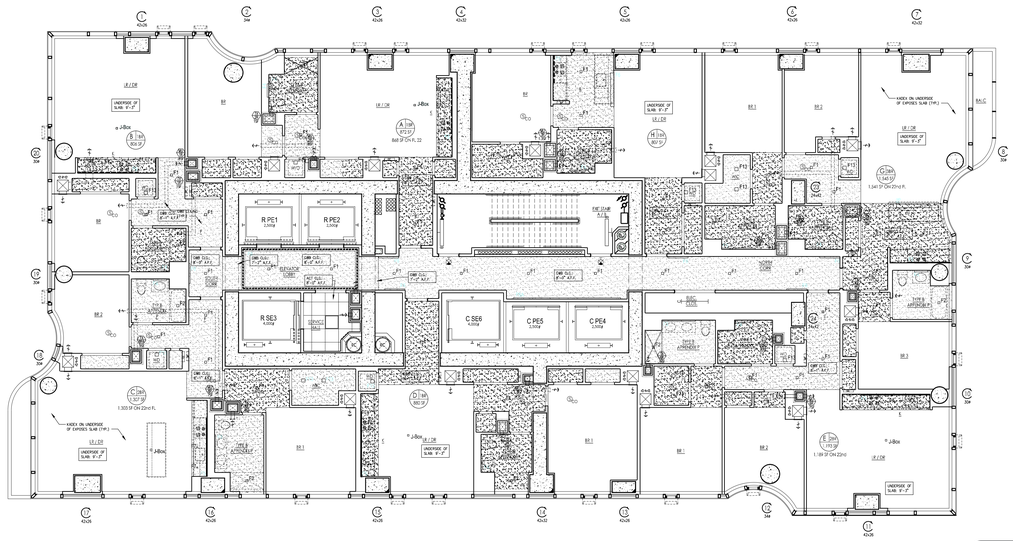

Damian Titus

Buildings

**APPROVED**
Under Directive 2 of 1975

Date: 03/20/2014:

NYC Development Hub

OWNER:

SNOWPLOW LLC

950 THIRD AVENUE
NEW YORK, NY 10022
TEL.: (212) 486-2000

ARCHITECT OF RECORD:

SLCE*Architects, LLP*

841 BROADWAY
NEW YORK, NY 10003
TEL.: 212-979-8400

DESIGN ARCHITECT:

SOM

14 WALL STREET
NEW YORK, NY 10005
TEL.: 212-298-9336

STRUCTURAL ENGINEER:

DESIMONE

18 WEST 18th STREET
NEW YORK, NY 10011
TEL.: 212-532-2211

MEP ENGINEER:

WSP • FLACK+KURTZ

512 SEVENTH AVENUE
NEW YORK, NY 10011
TEL.: 212-532-9600

BUILDING ENVELOPE CONSULTANT:

GMS

GILSANZ MURRAY STEFICEK LLP
129 WEST 27th STREET
NEW YORK, NY 10001
TEL.: 212-254-0030

INTERIOR ARCHITECT:

DANIEL ROMUALDEZ • ARCHITECTS

119 WEST 23rd STREET
NEW YORK, NY 10011
TEL.: 212-989-8429

LIGHTING DESIGNER:

SBLD STUDIO

132 WEST 36th STREET
NEW YORK, NY 10018
TEL.: 212-391-4230

FACADE MAINTENANCE CONSULTANT:

ENTEK ENGINEERING, LLC

166 AMES STREET
HACKENSACK, NJ 07601
TEL.: 201-820-2801

ELEVATOR CONSULTANT:

vda

5 REGENT STREET
LIVINGSTON, NJ 07039
TEL.: 973-994-9220

GEOTECHNICAL CONSULTANT:

LANGAN ENGINEERING

RIVER DRIVE CENTER 1
ELMWOOD PARK, NJ 07407
TEL.: 201-794-6900

| No: | Date: | Revision: |
|---|---|---|
| | 10-10-12 | D.OB. SUBMITTAL |
| | 04-20-12 | 100% DD |

NORTH ARROW

SCALE 0' 2' 4' 8'

KEY PLAN:

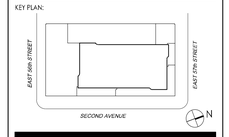


PROJECT:

252 EAST 57th STREET
NEW YORK, NY

TITLE:

22nd FLOOR RCP

SEAL & SIGNATURE:

REGISTERED ARCHITECT GLORIA B. GLAS 026020 STATE OF NEW YORK

| | |
|---|---|
| SCALE: | AS SHOWN |
| DATE: | 09-03-11 |
| PROJECT No: | 2011-14 |
| FILE No: | 250 EAST 57th STREET |
| DRAWN BY: | |
| CHECKED BY: | |
| DWG. No.: | A-724 |
| | OF |

DEPT OF BLDGS 121326321 Job Number
ES797591677 Scan Code

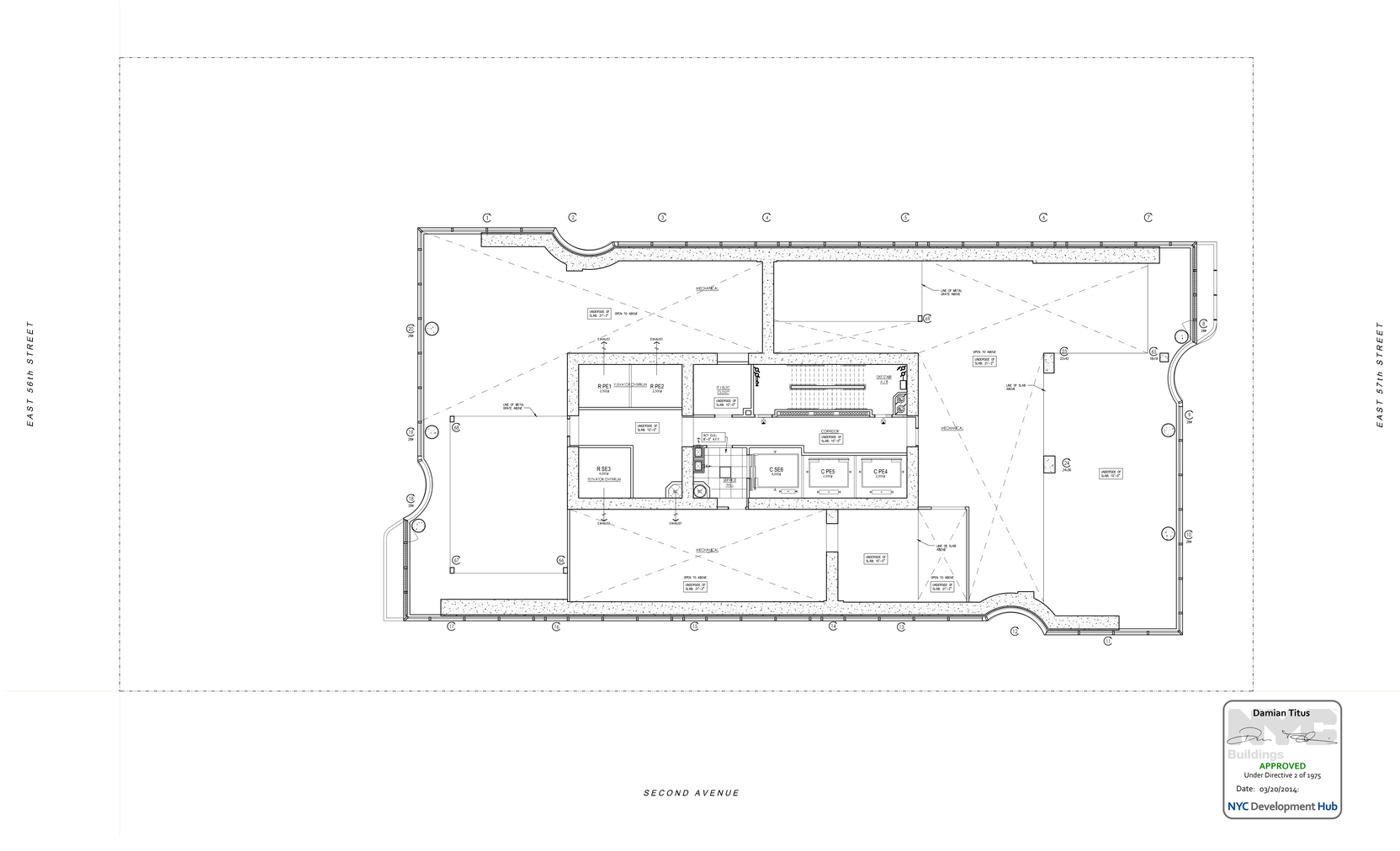


Damian Titus

NYC Buildings

APPROVED
Under Directive 2 of 1975
Date: 03/20/2014:
NYC Development Hub

OWNER:

SNOWPLOW LLC
950 THIRD AVENUE
NEW YORK, NY 10022
TEL.: (212) 486-2000

ARCHITECT OF RECORD:

SLCE*Architects, LLP*
841 BROADWAY
NEW YORK, NY 10003
TEL.: 212-979-8400

DESIGN ARCHITECT:

SOM
14 WALL STREET
NEW YORK, NY 10005
TEL.: 212-298-9336

STRUCTURAL ENGINEER:

DESIMONE
18 WEST 18th STREET
NEW YORK, NY 10011
TEL.: 212-532-2211

MEP ENGINEER:

WSP · FLACK+KURTZ
512 SEVENTH AVENUE
NEW YORK, NY 10011
TEL.: 212-532-9600

BUILDING ENVELOPE CONSULTANT:

GMS
GILSANZ MURRAY STEFICEK LLP
129 WEST 27th STREET
NEW YORK, NY 10001
TEL.: 212-254-0030

INTERIOR ARCHITECT:

DANIEL ROMUALDEZ • ARCHITECTS
119 WEST 23rd STREET
NEW YORK, NY 10011
TEL.: 212-989-8429

LIGHTING DESIGNER:

SBLD STUDIO
132 WEST 36th STREET
NEW YORK, NY 10018
TEL.: 212-391-4230

FACADE MAINTENANCE CONSULTANT:

ENTEK ENGINEERING, LLC
166 AMES STREET
HACKENSACK, NJ 07601
TEL.: 201-820-2801

ELEVATOR CONSULTANT:

vda
5 REGENT STREET
LIVINGSTON, NJ 07039
TEL.: 973-994-9220

GEOTECHNICAL CONSULTANT:

LANGAN ENGINEERING
RIVER DRIVE CENTER 1
ELMWOOD PARK, NJ 07407
TEL.: 201-794-6900

| No: | Date: | Revision: |
|---|---|---|
| | 10-10-12 | D.OB. SUBMITTAL |
| | 04-20-12 | 100% DD |

NORTH ARROW: N

SCALE: 0' 2' 4' 8'

KEY PLAN:

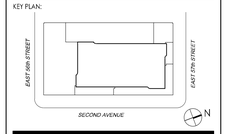


PROJECT:

252 EAST 57th STREET
NEW YORK, NY

TITLE:

23rd FLOOR RCP

SEAL & SIGNATURE:

REGISTERED ARCHITECT
GLORIA B. GLAS
02020
STATE OF NEW YORK

| | |
|---|---|
| SCALE: | AS SHOWN |
| DATE: | 09-02-11 |
| PROJECT No: | 2011-14 |
| FILE No: | 250 EAST 57th STREET |
| DRAWN BY: | |
| CHECKED BY: | |
| DWG. No.: | A-725 |
| | ___ OF ___ |

DEPT OF BLDGS 121305325 Job Number
E350456713561 Scan Code

OWNER:
SNOWPLOW LLC
950 THIRD AVENUE
NEW YORK, NY 10022
TEL.: (212) 486-2000

ARCHITECT OF RECORD:
SLCE*Architects, LLP*
841 BROADWAY
NEW YORK, NY 10003
TEL.: 212-979-8400

DESIGN ARCHITECT:
SOM
14 WALL STREET
NEW YORK, NY 10005
TEL.: 212-298-9336

STRUCTURAL ENGINEER:
DESIMONE
18 WEST 18th STREET
NEW YORK, NY 10011
TEL.: 212-532-2211

MEP ENGINEER:
WSP • FLACK+KURTZ
512 SEVENTH AVENUE
NEW YORK, NY 10011
TEL.: 212-532-9600

BUILDING ENVELOPE CONSULTANT:
GKS
GILSANZ MURRAY STEFICEK LLP
129 WEST 27th STREET
NEW YORK, NY 10001
TEL.: 212-254-0030

INTERIOR ARCHITECT:
DANIEL ROMUALDEZ • ARCHITECTS
119 WEST 23rd STREET
NEW YORK, NY 10011
TEL.: 212-989-8429

LIGHTING DESIGNER:
SBLD STUDIO
132 WEST 36th STREET
NEW YORK, NY 10018
TEL.: 212-391-4230

FACADE MAINTENANCE CONSULTANT:
ENTEK ENGINEERING, LLC
166 AMES STREET
HACKENSACK, NJ 07601
TEL.: 201-820-2801

ELEVATOR CONSULTANT:
vda
5 REGENT STREET
LIVINGSTON, NJ 07039
TEL.: 973-994-9220

GEOTECHNICAL CONSULTANT:
LANGAN ENGINEERING
RIVER DRIVE CENTER 1
ELMWOOD PARK, NJ 07407
TEL.: 201-794-6900

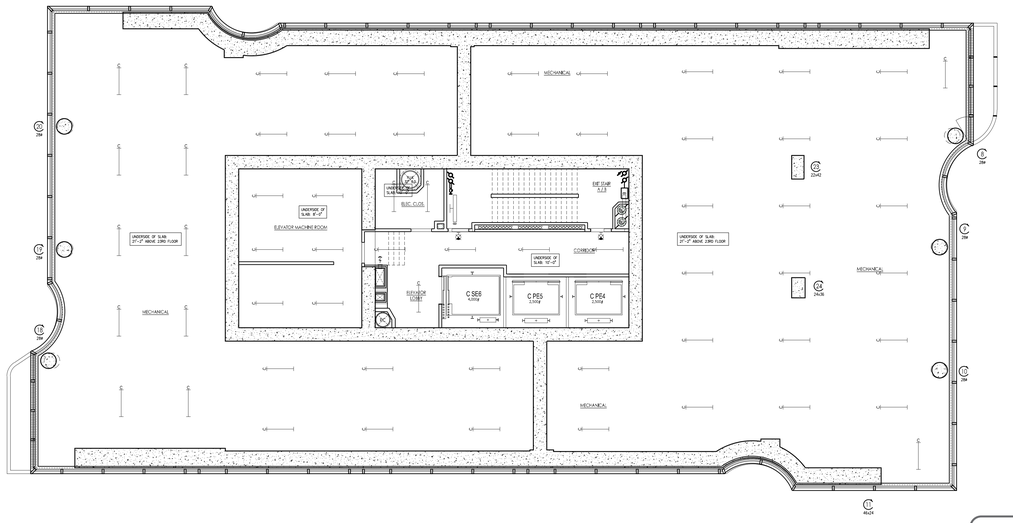


EAST 57th STREET

SECOND AVENUE

Damian Titus
NYC Buildings
APPROVED
Under Directive 2 of 1975
Date: 03/20/2014:
NYC Development Hub

| No: | Date: | Revision: |
|---|---|---|
| | 10-10-12 | D.OB. SUBMITTAL |
| | 04-20-12 | 100% DD |

NORTH ARROW: N
SCALE: 0 2 4 8

KEY PLAN:
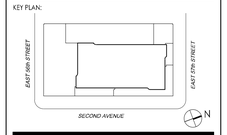


PROJECT:
252 EAST 57th STREET
NEW YORK, NY

TITLE:
24th FLOOR RCP

SEAL & SIGNATURE:
REGISTERED ARCHITECT GLORIA B. GUO STATE OF NEW YORK 029020

| | |
|---|---|
| SCALE: | AS SHOWN |
| DATE: | 09-03-11 |
| PROJECT No: | 2011-14 |
| FILE No: | 250 EAST 57th STREET |
| DRAWN BY: | |
| CHECKED BY: | |
| DWG. No.: | A-726 |

OF

DEPT OF BLDGS 121305525 Job Number
E1341053984 Work Order

## LEGEND

- COVE LIGHT
- RECESSED DOWNLIGHT
- LINEAR DIFFUSER WITH TAPED/SPACKLED BORDER
- LINEAR RETURN WITH TAPED/SPACKLED BORDER

Damian Titus
Buildings
APPROVED
Under Directive 2 of 1975
Date: 03/20/2014:
NYC Development Hub

OWNER:
SNOWPLOW LLC
950 THIRD AVENUE
NEW YORK, NY 10022
TEL.: (212) 486-2000

ARCHITECT OF RECORD:
SLCE*Architects, LLP*
841 BROADWAY
NEW YORK, NY 10003
TEL.: 212-979-8400

DESIGN ARCHITECT:
SOM
14 WALL STREET
NEW YORK, NY 10005
TEL.: 212-298-9336

STRUCTURAL ENGINEER:
DESIMONE
18 WEST 18th STREET
NEW YORK, NY 10011
TEL.: 212-532-2211

MEP ENGINEER:
WSP • FLACK+KURTZ
512 SEVENTH AVENUE
NEW YORK, NY 10011
TEL.: 212-532-9600

BUILDING ENVELOPE CONSULTANT:
GILSANZ MURRAY STEFICEK LLP
129 WEST 27th STREET
NEW YORK, NY 10001
TEL.: 212-254-0030

DANIEL ROMUALDEZ • ARCHITECTS
119 WEST 23rd STREET
NEW YORK, NY 10011
TEL.: 212-989-8429

LIGHTING DESIGNER:
SBLD STUDIO
132 WEST 36th STREET
NEW YORK, NY 10018
TEL.: 212-391-4230

FACADE MAINTENANCE CONSULTANT:
ENTEK ENGINEERING, LLC
166 AMES STREET
HACKENSACK, NJ 07601
TEL.: 201-820-2801

ELEVATOR CONSULTANT:
vda
5 REGENT STREET
LIVINGSTON, NJ 07039
TEL.: 973-994-9220

GEOTECHNICAL CONSULTANT:
LANGAN ENGINEERING
RIVER DRIVE CENTER 1
ELMWOOD PARK, NJ 07407
TEL.: 201-794-6900

| No: | Date: | Revision: |
|---|---|---|
| | 10-10-12 | D.OB. SUBMITTAL |
| | 04-20-12 | 100% DD |

NORTH ARROW: N
SCALE: 0 2 4 8'

KEY PLAN:
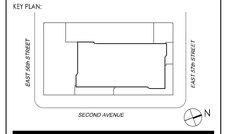


PROJECT:
252 EAST 57th STREET
NEW YORK, NY

TITLE:
25th FLOOR RCP

SEAL & SIGNATURE:
REGISTERED ARCHITECT EDWARD D. DUDA 029067 STATE OF NEW YORK

| | |
|---|---|
| SCALE: | AS SHOWN |
| DATE: | 09-03-11 |
| PROJECT No: | 2011-14 |
| FILE No: | 250 EAST 57th STREET |
| DRAWN BY: | |
| CHECKED BY: | |
| DWG. No.: | A-727 |
| | OF |

THESE PLANS ARE THE PROPERTY OF SLCE ARCHITECTS, LLP AND ARE NOT TO BE USED IN WHOLE OR IN PART FOR ANY OTHER PROJECT WITHOUT THE WRITTEN AUTHORIZATION OF SLCE ARCHITECTS, LLP

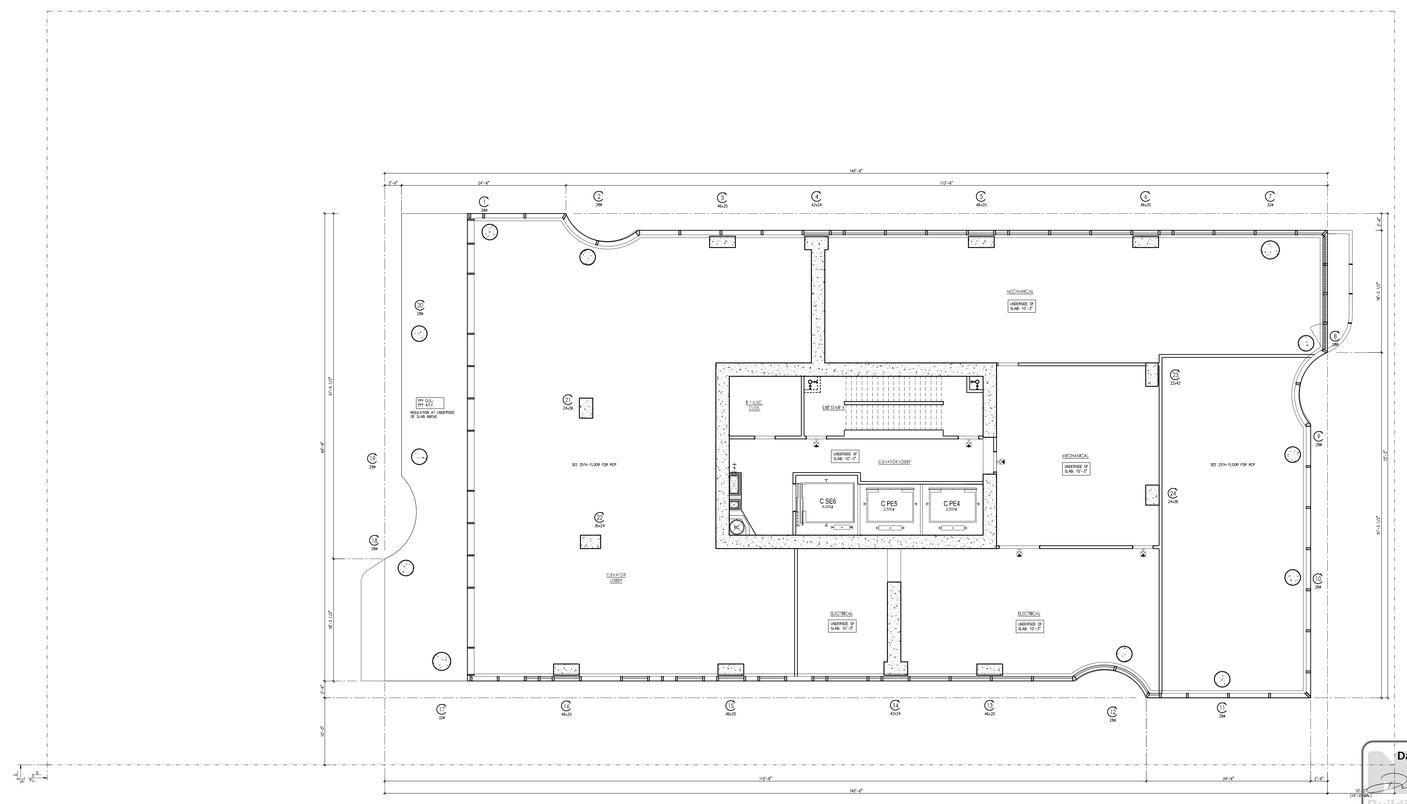


Damian Titus
NYC Buildings
APPROVED
Under Directive 2 of 1975
Date: 03/20/2014:
NYC Development Hub

OWNER:

SNOWPLOW LLC

950 THIRD AVENUE
NEW YORK, NY 10022
TEL.: (212) 486-2000

ARCHITECT OF RECORD:

SLCE*Architects, LLP*

841 BROADWAY
NEW YORK, NY 10003
TEL.: 212-979-8400

DESIGN ARCHITECT:

SOM

14 WALL STREET
NEW YORK, NY 10005
TEL.: 212-298-9336

STRUCTURAL ENGINEER:

DESIMONE

18 WEST 18th STREET
NEW YORK, NY 10011
TEL.: 212-532-2211

MEP ENGINEER:

WSP · FLACK+KURTZ

512 SEVENTH AVENUE
NEW YORK, NY 10011
TEL.: 212-532-9600

BUILDING ENVELOPE CONSULTANT:

GMS
GILSANZ MURRAY STEFICEK LLP

129 WEST 27th STREET
NEW YORK, NY 10001
TEL.: 212-254-0030

INTERIOR ARCHITECT:

DANIEL ROMUALDEZ • ARCHITECTS

119 WEST 23rd STREET
NEW YORK, NY 10011
TEL.: 212-989-8429

LIGHTING DESIGNER:

SBLD STUDIO

132 WEST 36th STREET
NEW YORK, NY 10018
TEL.: 212-391-4230

FACADE MAINTENANCE CONSULTANT:

ENTEK ENGINEERING, LLC

166 AMES STREET
HACKENSACK, NJ 07601
TEL.: 201-820-2801

ELEVATOR CONSULTANT:

vda

5 REGENT STREET
LIVINGSTON, NJ 07039
TEL.: 973-994-9220

GEOTECHNICAL CONSULTANT:

LANGAN ENGINEERING

RIVER DRIVE CENTER 1
ELMWOOD PARK, NJ 07407
TEL.: 201-794-6900

| No: | Date: | Revision: |
|---|---|---|
| | 10-10-12 | D.OB. SUBMITTAL |
| | 04-20-12 | 100% DD |

NORTH ARROW: N

SCALE: 0' 2' 4' 8'

KEY PLAN:

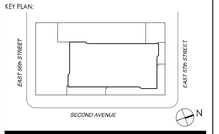


PROJECT:

252 EAST 57th STREET
NEW YORK, NY

TITLE:

26th FLOOR RCP

SEAL & SIGNATURE:

REGISTERED ARCHITECT
GLORIA B. GLAS
020201
STATE OF NEW YORK

| | |
|---|---|
| SCALE: | AS SHOWN |
| DATE: | 09-02-11 |
| PROJECT No: | 2011-14 |
| FILE No: | 250 EAST 57th STREET |
| DRAWN BY: | |
| CHECKED BY: | |
| DWG. No.: | A-728 |

____ OF ____

DEPT OF BLDGS 121305525 Job Number

B1989744394 Scan Code

# CONDO GROUP 1

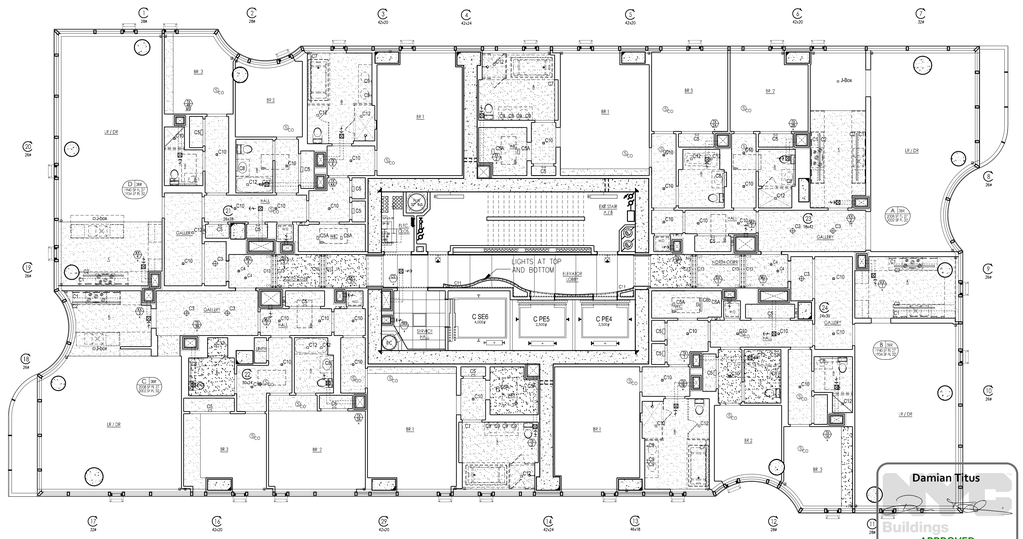


Damian Titus
NYC Buildings
APPROVED
Under Directive 2 of 1975
Date: 03/20/2014:
NYC Development Hub


OWNER:
SNOWPLOW LLC
950 THIRD AVENUE
NEW YORK, NY 10022
TEL.: (212) 486-2000

ARCHITECT OF RECORD:
SLCE*Architects, LLP*
841 BROADWAY
NEW YORK, NY 10003
TEL.: 212-979-8400

DESIGN ARCHITECT:
SOM
14 WALL STREET
NEW YORK, NY 10005
TEL.: 212-298-9336

STRUCTURAL ENGINEER:
DESIMONE
18 WEST 18th STREET
NEW YORK, NY 10011
TEL.: 212-532-2211

MEP ENGINEER:
WSP • FLACK+KURTZ
512 SEVENTH AVENUE
NEW YORK, NY 10011
TEL.: 212-532-9600

BUILDING ENVELOPE CONSULTANT:
GILSANZ MURRAY STEFICEK LLP
129 WEST 27th STREET
NEW YORK, NY 10001
TEL.: 212-254-0030

INTERIOR ARCHITECT:
DANIEL ROMUALDEZ • ARCHITECTS
119 WEST 23rd STREET
NEW YORK, NY 10011
TEL.: 212-989-8429

LIGHTING DESIGNER:
SBLD STUDIO
132 WEST 36th STREET
NEW YORK, NY 10018
TEL.: 212-391-4230

FACADE MAINTENANCE CONSULTANT:
ENTEK ENGINEERING, LLC
166 AMES STREET
HACKENSACK, NJ 07601
TEL.: 201-820-2801

ELEVATOR CONSULTANT:
vda
5 REGENT STREET
LIVINGSTON, NJ 07039
TEL.: 973-994-9220

GEOTECHNICAL CONSULTANT:
LANGAN ENGINEERING
RIVER DRIVE CENTER 1
ELMWOOD PARK, NJ 07407
TEL.: 201-794-6900


| No: | Date: | Revision: |
|---|---|---|
| | 10-10-12 | D.OB. SUBMITTAL |

NORTH ARROW: N

SCALE: 0' 2' 4' 8'

KEY PLAN:

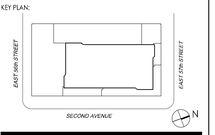


PROJECT:

252 EAST 57th STREET
NEW YORK, NY

TITLE:

27th - 31st FLOOR RCP

SEAL & SIGNATURE:

REGISTERED ARCHITECT EDWARD D. CLISS 029067 STATE OF NEW YORK

| | |
|---|---|
| SCALE: | AS SHOWN |
| DATE: | 09-02-11 |
| PROJECT No: | 2011-14 |
| FILE No: | 250 EAST 57th STREET |
| DRAWN BY: | |
| CHECKED BY: | |
| DWG. No.: | A-729 |
| | OF |


The Architect's Instruments of Service are and shall remain the property of the Architect. The Owner shall be permitted to retain copies, including reproducible copies, of the Architect's Instruments of Service for information and reference in connection with the Owner's use and occupancy of the Project. The Architect's Instruments of Service shall not be used by the Owner or others on other projects, for additions to this Project, or for completion of this Project by others, unless the Architect is adjudged to be in default under this Agreement, except by agreement in writing and with appropriate compensation to the Architect. Submission or distribution of the Instruments of Service to meet official regulatory requirements or for similar purposes in connection with the Project is not to be construed as publication in derogation of the Architect's reserved rights.

DEPT OF BLDGS 121305525 Job Number

B1575813251 Scan Code

# CONDO GROUP 1

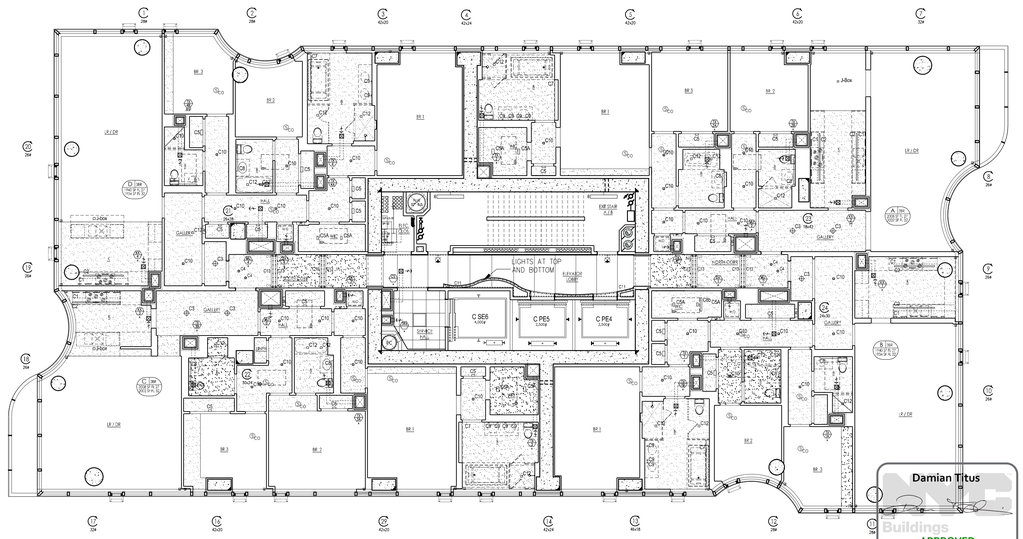


Damian Titus
NYC Buildings
APPROVED
Under Directive 2 of 1975
Date: 03/20/2014:
NYC Development Hub


OWNER:
SNOWPLOW LLC
950 THIRD AVENUE
NEW YORK, NY 10022
TEL.: (212) 486-2000

ARCHITECT OF RECORD:
SLCE*Architects, LLP*
841 BROADWAY
NEW YORK, NY 10003
TEL.: 212-979-8400

DESIGN ARCHITECT:
SOM
14 WALL STREET
NEW YORK, NY 10005
TEL.: 212-298-9336

STRUCTURAL ENGINEER:
DESIMONE
18 WEST 18th STREET
NEW YORK, NY 10011
TEL.: 212-532-2211

MEP ENGINEER:
WSP • FLACK+KURTZ
512 SEVENTH AVENUE
NEW YORK, NY 10011
TEL.: 212-532-9600

BUILDING ENVELOPE CONSULTANT:
GILSANZ MURRAY STEFICEK LLP
129 WEST 27th STREET
NEW YORK, NY 10001
TEL.: 212-254-0030

INTERIOR ARCHITECT:
D A N I E L R O M U A L D E Z • A R C H I T E C T S
119 WEST 23rd STREET
NEW YORK, NY 10011
TEL.: 212-989-8429

LIGHTING DESIGNER:
SBLD STUDIO
132 WEST 36th STREET
NEW YORK, NY 10018
TEL.: 212-391-4230

FACADE MAINTENANCE CONSULTANT:
ENTEK ENGINEERING, LLC
166 AMES STREET
HACKENSACK, NJ 07601
TEL.: 201-820-2801

ELEVATOR CONSULTANT:
vda
5 REGENT STREET
LIVINGSTON, NJ 07039
TEL.: 973-994-9220

GEOTECHNICAL CONSULTANT:
LANGAN ENGINEERING
RIVER DRIVE CENTER 1
ELMWOOD PARK, NJ 07407
TEL.: 201-794-6900


| No: | Date: | Revision: |
|---|---|---|
| | 10-10-12 | D.O.B. SUBMITTAL |

NORTH ARROW: N

SCALE: 0 2' 4' 8'

KEY PLAN:

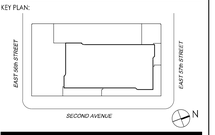


PROJECT:

252 EAST 57th STREET
NEW YORK, NY

TITLE:

32nd FLOOR RCP

SEAL & SIGNATURE:

REGISTERED ARCHITECT EDWARD D. CLASS 029067 STATE OF NEW YORK

| | |
|---|---|
| SCALE: | AS SHOWN |
| DATE: | 09-02-11 |
| PROJECT No: | 2011-14 |
| FILE No: | 250 EAST 57th STREET |
| DRAWN BY: | |
| CHECKED BY: | |
| DWG. No.: | A-730 |
| | OF |


These plans and specifications, and the ideas, designs and arrangements represented thereby, are and shall remain the property of the Architect. No part thereof shall be copied, disclosed to others or used in connection with any work or project other than the specific project for which they have been prepared and developed without the written consent of the Architect. Visual contact with these plans and specifications shall constitute prima facie evidence of the acceptance of these restrictions.

DEPT OF BLDGS 121320523 Job Number
E1544870M001 Work Order

# CONDO GROUP 2

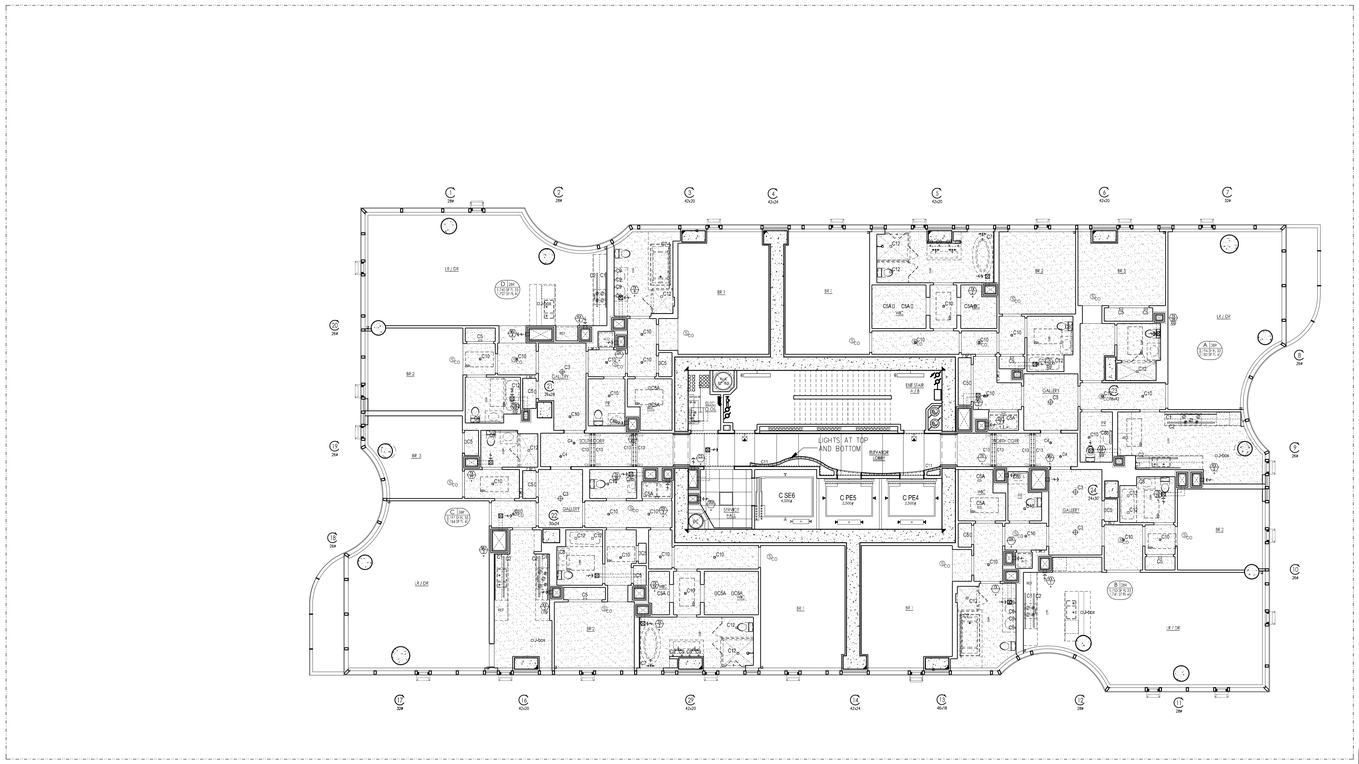


OWNER:
SNOWPLOW LLC
950 THIRD AVENUE
NEW YORK, NY 10022
TEL.: (212) 486-2000

ARCHITECT OF RECORD:
SLCE*Architects, LLP*
841 BROADWAY
NEW YORK, NY 10003
TEL.: 212-979-8400

DESIGN ARCHITECT:
SOM
14 WALL STREET
NEW YORK, NY 10005
TEL.: 212-298-9336

STRUCTURAL ENGINEER:
DESIMONE
18 WEST 18th STREET
NEW YORK, NY 10011
TEL.: 212-532-2211

MEP ENGINEER:
WSP • FLACK+KURTZ
512 SEVENTH AVENUE
NEW YORK, NY 10011
TEL.: 212-532-9600

BUILDING ENVELOPE CONSULTANT:
GILSANZ MURRAY STEFICEK LLP
129 WEST 27th STREET
NEW YORK, NY 10001
TEL.: 212-254-0030

INTERIOR ARCHITECT:
DANIEL ROMUALDEZ • ARCHITECTS
119 WEST 23rd STREET
NEW YORK, NY 10011
TEL.: 212-989-8429

LIGHTING DESIGNER:
SBLD STUDIO
132 WEST 36th STREET
NEW YORK, NY 10018
TEL.: 212-391-4230

FACADE MAINTENANCE CONSULTANT:
ENTEK ENGINEERING, LLC
166 AMES STREET
HACKENSACK, NJ 07601
TEL.: 201-820-2801

ELEVATOR CONSULTANT:
vda
5 REGENT STREET
LIVINGSTON, NJ 07039
TEL.: 973-994-9220

GEOTECHNICAL CONSULTANT:
LANGAN ENGINEERING
RIVER DRIVE CENTER 1
ELMWOOD PARK, NJ 07407
TEL.: 201-794-6900

| No: | Date: | Revision: |
|---|---|---|
| | 10-10-12 | D.OB. SUBMITTAL |

NORTH ARROW: N

SCALE: 0 1' 2' 4'

KEY PLAN:

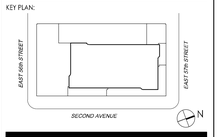


PROJECT:

## 252 EAST 57th STREET NEW YORK, NY

TITLE:

33rd - 40th FLOOR RCP

Damian Titus
NYC Buildings
APPROVED
Under Directive 2 of 1975
Date: 03/20/2014:
NYC Development Hub

SEAL & SIGNATURE:

REGISTERED ARCHITECT RICHARD D. GLAS 029201 STATE OF NEW YORK

| | |
|---|---|
| SCALE: | AS SHOWN |
| DATE: | 09-03-11 |
| PROJECT No: | 2011-14 |
| FILE No: | 250 EAST 57th STREET |
| DRAWN BY: | |
| CHECKED BY: | |
| DWG. No.: | A-731 |
| | OF |

# CONDO GROUP 2

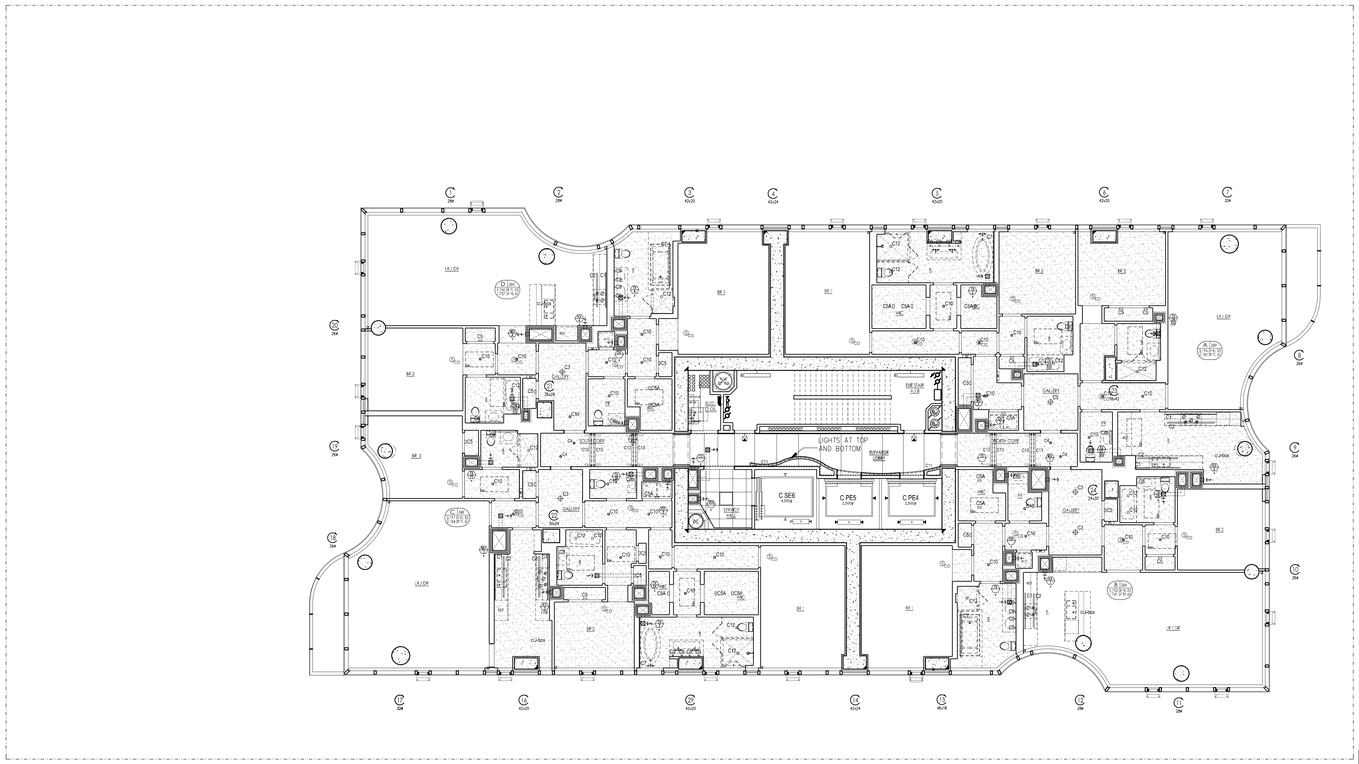


Damian Titus
NYC Buildings
APPROVED
Under Directive 2 of 1975
Date: 03/20/2014:
NYC Development Hub

OWNER:
SNOWPLOW LLC
950 THIRD AVENUE
NEW YORK, NY 10022
TEL.: (212) 486-2000

ARCHITECT OF RECORD:
SLCE*Architects, LLP*
841 BROADWAY
NEW YORK, NY 10003
TEL.: 212-979-8400

DESIGN ARCHITECT:
SOM
14 WALL STREET
NEW YORK, NY 10005
TEL.: 212-298-9336

STRUCTURAL ENGINEER:
DESIMONE
18 WEST 18th STREET
NEW YORK, NY 10011
TEL.: 212-532-2211

MEP ENGINEER:
WSP · FLACK+KURTZ
512 SEVENTH AVENUE
NEW YORK, NY 10011
TEL.: 212-532-9600

BUILDING ENVELOPE CONSULTANT:
GMS
GILSANZ MURRAY STEFICEK LLP
129 WEST 27th STREET
NEW YORK, NY 10001
TEL.: 212-254-0030

INTERIOR ARCHITECT:
DANIEL ROMUALDEZ • ARCHITECTS
119 WEST 23rd STREET
NEW YORK, NY 10011
TEL.: 212-989-8429

LIGHTING DESIGNER:
SBLD STUDIO
132 WEST 36th STREET
NEW YORK, NY 10018
TEL.: 212-391-4230

FACADE MAINTENANCE CONSULTANT:
ENTEK ENGINEERING, LLC
166 AMES STREET
HACKENSACK, NJ 07601
TEL.: 201-820-2801

ELEVATOR CONSULTANT:
vda
5 REGENT STREET
LIVINGSTON, NJ 07039
TEL.: 973-994-9220

GEOTECHNICAL CONSULTANT:
LANGAN ENGINEERING
RIVER DRIVE CENTER 1
ELMWOOD PARK, NJ 07407
TEL.: 201-794-6900

| No: | Date: | Revision: |
|---|---|---|
| | 10-10-12 | D.OB. SUBMITTAL |

NORTH ARROW: N
SCALE: 0' 1' 2' 4'

KEY PLAN:

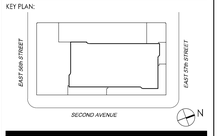


PROJECT:
252 EAST 57th STREET
NEW YORK, NY

TITLE:
41st FLOOR RCP

SEAL & SIGNATURE:
REGISTERED ARCHITECT GLORIA B. GLAS 02020 STATE OF NEW YORK

| | |
|---|---|
| SCALE: | AS SHOWN |
| DATE: | 09-02-11 |
| PROJECT No: | 2011-14 |
| FILE No: | 250 EAST 57th STREET |
| DRAWN BY: | |
| CHECKED BY: | |
| DWG. No.: | A-732 |
| | ___ OF ___ |

DEPT OF BLDGS 121328321 Job Number

ES264302132 Scan Code

# CONDO GROUP 3

EAST 56th STREET

EAST 57th STREET

SECOND AVENUE

Damian Titus

Buildings

APPROVED

Under Directive 2 of 1975

Date: 03/20/2014:

NYC Development Hub

OWNER:

SNOWPLOW LLC

950 THIRD AVENUE
NEW YORK, NY 10022
TEL.: (212) 486-2000

ARCHITECT OF RECORD:

SLCE*Architects, LLP*

841 BROADWAY
NEW YORK, NY 10003
TEL.: 212-979-8400

DESIGN ARCHITECT:

SOM

14 WALL STREET
NEW YORK, NY 10005
TEL.: 212-298-9336

STRUCTURAL ENGINEER:

DESIMONE

18 WEST 18th STREET
NEW YORK, NY 10011
TEL.: 212-532-2211

MEP ENGINEER:

WSP • FLACK+KURTZ

512 SEVENTH AVENUE
NEW YORK, NY 10011
TEL.: 212-532-9600

BUILDING ENVELOPE CONSULTANT:

GMS
GILSANZ MURRAY STEFICEK LLP

129 WEST 27th STREET
NEW YORK, NY 10001
TEL.: 212-254-0030

INTERIOR ARCHITECT:

DANIEL ROMUALDEZ • ARCHITECTS

119 WEST 23rd STREET
NEW YORK, NY 10011
TEL.: 212-989-8429

LIGHTING DESIGNER:

SBLD STUDIO

132 WEST 36th STREET
NEW YORK, NY 10018
TEL.: 212-391-4230

FACADE MAINTENANCE CONSULTANT:

ENTEK ENGINEERING, LLC

166 AMES STREET
HACKENSACK, NJ 07601
TEL.: 201-820-2801

ELEVATOR CONSULTANT:

vda

5 REGENT STREET
LIVINGSTON, NJ 07039
TEL.: 973-994-9220

GEOTECHNICAL CONSULTANT:

LANGAN ENGINEERING

RIVER DRIVE CENTER 1
ELMWOOD PARK, NJ 07407
TEL.: 201-794-6900

| No: | Date: | Revision: |
| --- | --- | --- |
| | 10-10-12 | D.OB. SUBMITTAL |

NORTH ARROW N

SCALE 0' 2' 4' 8'

KEY PLAN:

PROJECT:

252 EAST 57th STREET
NEW YORK, NY

TITLE:

42nd - 45th FLOOR RCP

SEAL & SIGNATURE:

| | |
| --- | --- |
| SCALE: | AS SHOWN |
| DATE: | 09-02-11 |
| PROJECT No: | 2011-14 |
| FILE No: | 250 EAST 57th STREET |
| DRAWN BY: | |
| CHECKED BY: | |
| DWG. No.: | A-733 |

____ OF ____

DEPT OF BLDGS 121328321 Job Number

ES608478865 Scan Code

# CONDO GROUP 3

EAST 56th STREET

EAST 57th STREET

SECOND AVENUE

Damian Titus
Buildings
APPROVED
Under Directive 2 of 1975
Date: 03/20/2014:
NYC Development Hub

OWNER:
SNOWPLOW LLC
950 THIRD AVENUE
NEW YORK, NY 10022
TEL.: (212) 486-2000

ARCHITECT OF RECORD:
SLCE*Architects, LLP*
841 BROADWAY
NEW YORK, NY 10003
TEL.: 212-979-8400

DESIGN ARCHITECT:
SOM
14 WALL STREET
NEW YORK, NY 10005
TEL.: 212-298-9336

STRUCTURAL ENGINEER:
DESIMONE
18 WEST 18th STREET
NEW YORK, NY 10011
TEL.: 212-532-2211

MEP ENGINEER:
WSP • FLACK+KURTZ
512 SEVENTH AVENUE
NEW YORK, NY 10011
TEL.: 212-532-9600

BUILDING ENVELOPE CONSULTANT:
GMS
GILSANZ MURRAY STEFICEK LLP
129 WEST 27th STREET
NEW YORK, NY 10001
TEL.: 212-254-0030

INTERIOR ARCHITECT:
DANIEL ROMUALDEZ • ARCHITECTS
119 WEST 23rd STREET
NEW YORK, NY 10011
TEL.: 212-989-8429

LIGHTING DESIGNER:
SBLD STUDIO
132 WEST 36th STREET
NEW YORK, NY 10018
TEL.: 212-391-4230

FACADE MAINTENANCE CONSULTANT:
ENTEK ENGINEERING, LLC
166 AMES STREET
HACKENSACK, NJ 07601
TEL.: 201-820-2801

ELEVATOR CONSULTANT:
vda
5 REGENT STREET
LIVINGSTON, NJ 07039
TEL.: 973-994-9220

GEOTECHNICAL CONSULTANT:
LANGAN ENGINEERING
RIVER DRIVE CENTER 1
ELMWOOD PARK, NJ 07407
TEL.: 201-794-6900

| No: | Date: | Revision: |
|---|---|---|
| | 10-10-12 | D.OB. SUBMITTAL |

NORTH ARROW

SCALE 0' 2' 4' 8'

KEY PLAN:

PROJECT:
252 EAST 57th STREET
NEW YORK, NY

TITLE:
46th FLOOR RCP

SEAL & SIGNATURE:
REGISTERED ARCHITECT
GLORIA B. GLAS
020204
STATE OF NEW YORK

| | |
|---|---|
| SCALE: | AS SHOWN |
| DATE: | 09-02-11 |
| PROJECT No: | 2011-14 |
| FILE No: | 250 EAST 57th STREET |
| DRAWN BY: | |
| CHECKED BY: | |
| DWG. No.: | A-734 |

____ OF ____

DEPT OF BLDGS 121305525 Job Number
E1533187B1M4 Scan Code

# CONDO GROUP 4

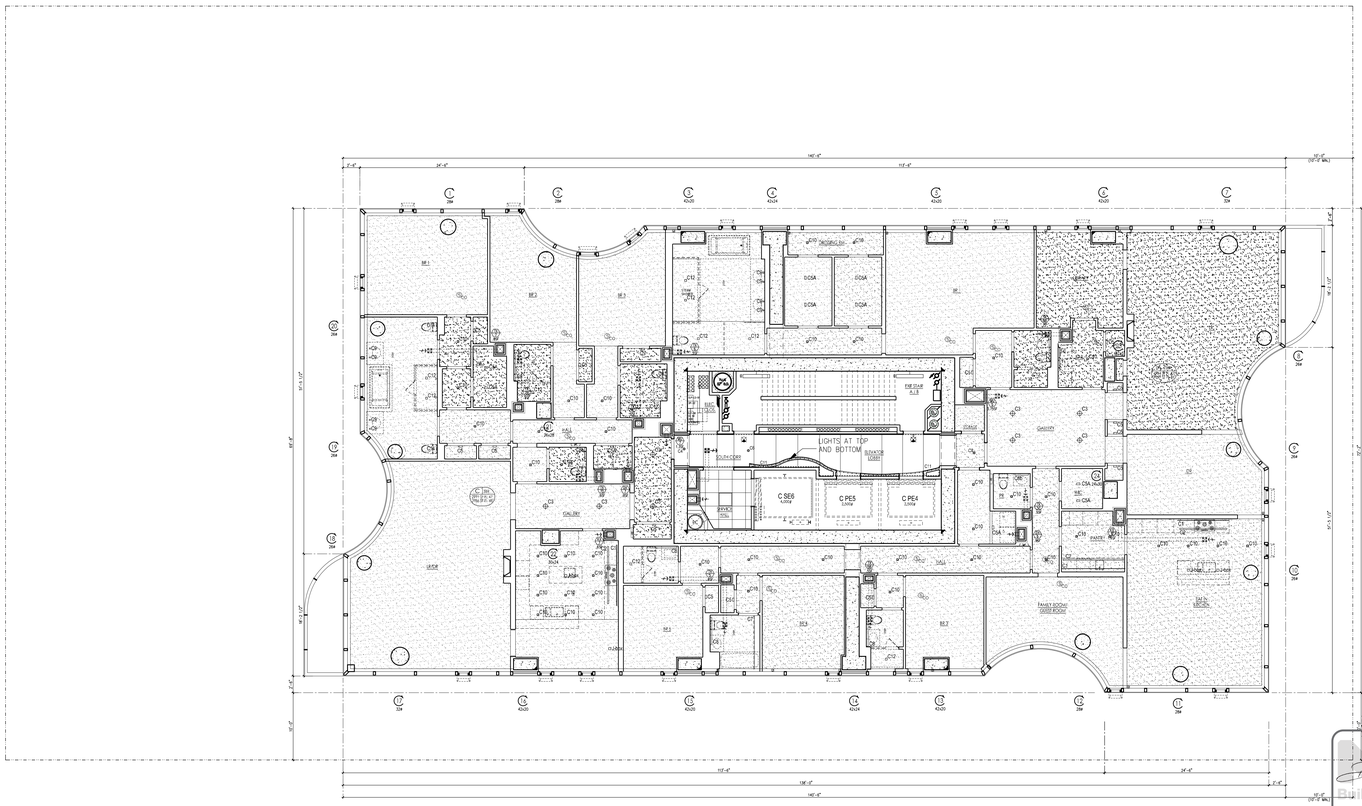


OWNER:
SNOWPLOW LLC
950 THIRD AVENUE
NEW YORK, NY 10022
TEL.: (212) 486-2000

ARCHITECT OF RECORD:
SLCE*Architects, LLP*
841 BROADWAY
NEW YORK, NY 10003
TEL.: 212-979-8400

DESIGN ARCHITECT:
SOM
14 WALL STREET
NEW YORK, NY 10005
TEL.: 212-298-9336

STRUCTURAL ENGINEER:
DESIMONE
18 WEST 18th STREET
NEW YORK, NY 10011
TEL.: 212-532-2211

MEP ENGINEER:
WSP • FLACK+KURTZ
512 SEVENTH AVENUE
NEW YORK, NY 10011
TEL.: 212-532-9600

BUILDING ENVELOPE CONSULTANT:
GILSANZ MURRAY STEFICEK LLP
129 WEST 27th STREET
NEW YORK, NY 10001
TEL.: 212-254-0030

INTERIOR ARCHITECT:
DANIEL ROMUALDEZ • ARCHITECTS
119 WEST 23rd STREET
NEW YORK, NY 10011
TEL.: 212-989-8429

LIGHTING DESIGNER:
SBLD STUDIO
132 WEST 36th STREET
NEW YORK, NY 10018
TEL.: 212-391-4230

FACADE MAINTENANCE CONSULTANT:
ENTEK ENGINEERING, LLC
166 AMES STREET
HACKENSACK, NJ 07601
TEL.: 201-820-2801

ELEVATOR CONSULTANT:
vda
5 REGENT STREET
LIVINGSTON, NJ 07039
TEL.: 973-994-9220

GEOTECHNICAL CONSULTANT:
LANGAN ENGINEERING
RIVER DRIVE CENTER 1
ELMWOOD PARK, NJ 07407
TEL.: 201-794-6900

| No: | Date: | Revision: |
|---|---|---|
| | 10-10-12 | D.OB. SUBMITTAL |
| | 04-20-12 | 100% DD |
| | 10-14-11 | 100% SD |

NORTH ARROW

SCALE 0' 2' 4' 8'

KEY PLAN:

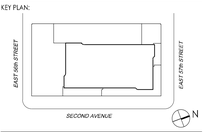


PROJECT:

252 EAST 57th STREET
NEW YORK, NY

TITLE:

47th FLOOR RCP

Damian Titus
Buildings
APPROVED
Under Directive 2 of 1975
Date: 03/20/2014:
NYC Development Hub

SEAL & SIGNATURE:

REGISTERED ARCHITECT GLORIA B. GILSANZ 020201 STATE OF NEW YORK

| | |
|---|---|
| SCALE: | AS SHOWN |
| DATE: | 09-OD-11 |
| PROJECT No: | 2011-14 |
| FILE No: | 250 EAST 57th STREET |
| DRAWN BY: | |
| CHECKED BY: | |
| DWG. NO.: | A-735 |
| | OF |

Electronic Filing Copy Generated on 3/20/2014 by 121305525

DEPT OF BLDGS 121305525 Job Number
E57201754S1 Work Order

# CONDO GROUP 4

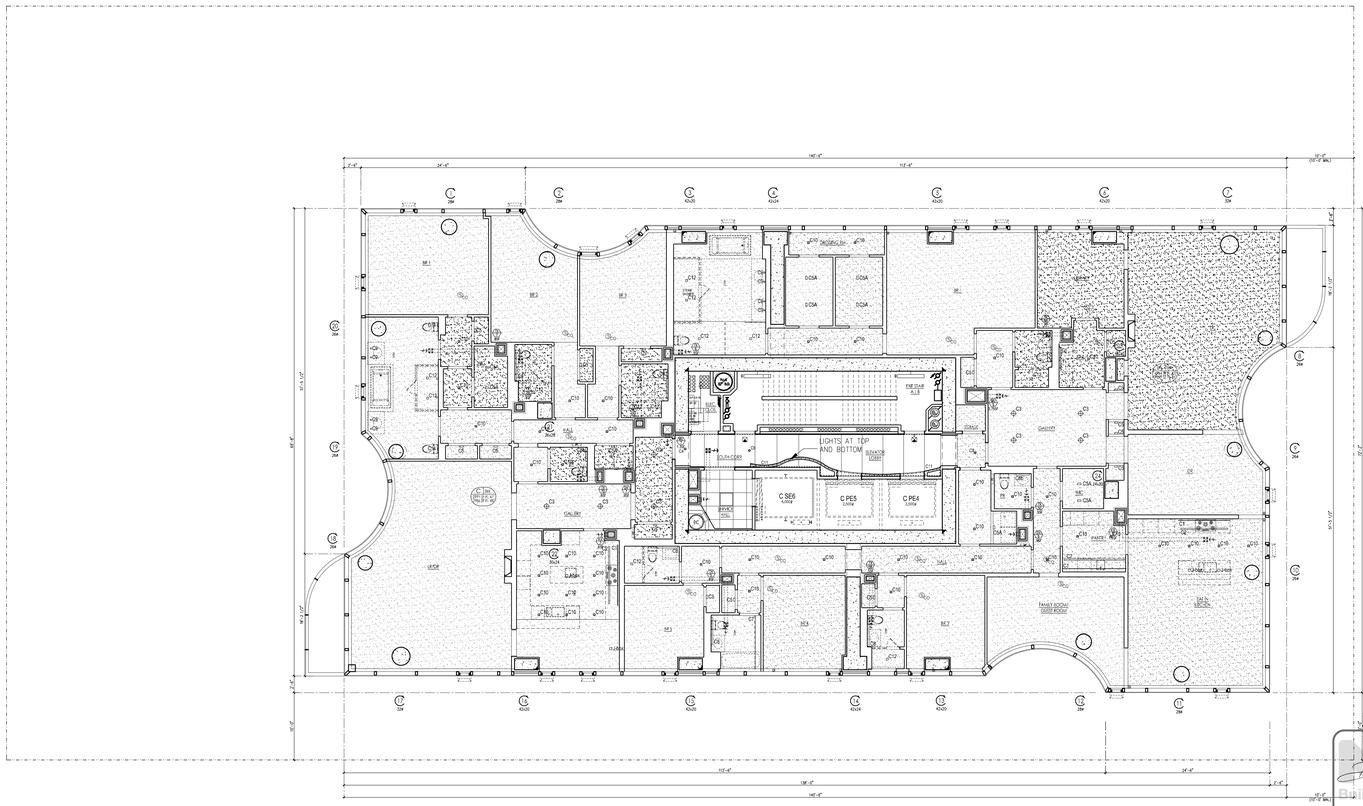


OWNER:
SNOWPLOW LLC
950 THIRD AVENUE
NEW YORK, NY 10022
TEL.: (212) 486-2000

ARCHITECT OF RECORD:
SLCE*Architects, LLP*
841 BROADWAY
NEW YORK, NY 10003
TEL.: 212-979-8400

DESIGN ARCHITECT:
SOM
14 WALL STREET
NEW YORK, NY 10005
TEL.: 212-298-9336

STRUCTURAL ENGINEER:
DESIMONE
18 WEST 18th STREET
NEW YORK, NY 10011
TEL.: 212-532-2211

MEP ENGINEER:
WSP • FLACK+KURTZ
512 SEVENTH AVENUE
NEW YORK, NY 10011
TEL.: 212-532-9600

BUILDING ENVELOPE CONSULTANT:
GILSANZ MURRAY STEFICEK LLP
129 WEST 27th STREET
NEW YORK, NY 10001
TEL.: 212-254-0030

INTERIOR ARCHITECT:
DANIEL ROMUALDEZ • ARCHITECTS
119 WEST 23rd STREET
NEW YORK, NY 10011
TEL.: 212-989-8429

LIGHTING DESIGNER:
SBLD STUDIO
132 WEST 36th STREET
NEW YORK, NY 10018
TEL.: 212-391-4230

FACADE MAINTENANCE CONSULTANT:
ENTEK ENGINEERING, LLC
166 AMES STREET
HACKENSACK, NJ 07601
TEL.: 201-820-2801

ELEVATOR CONSULTANT:
vda
5 REGENT STREET
LIVINGSTON, NJ 07039
TEL.: 973-994-9220

GEOTECHNICAL CONSULTANT:
LANGAN ENGINEERING
RIVER DRIVE CENTER 1
ELMWOOD PARK, NJ 07407
TEL.: 201-794-6900

| No: | Date: | Revision: |
|---|---|---|
| | 10-10-12 | D.OB. SUBMITTAL |
| | 04-20-12 | 100% DD |
| | 10-14-11 | 100% SD |

NORTH ARROW: N

SCALE: 0' 2' 4' 8'

KEY PLAN:

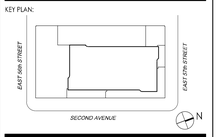


PROJECT:

## 252 EAST 57th STREET
## NEW YORK, NY

TITLE:

48th FLOOR RCP

SEAL & SIGNATURE:

REGISTERED ARCHITECT GLORIA B. GILSANZ 020201 STATE OF NEW YORK

Damian Titus

NYC Buildings

APPROVED
Under Directive 2 of 1975
Date: 03/20/2014:
NYC Development Hub

| | |
|---|---|
| SCALE: | AS SHOWN |
| DATE: | 09-OD-11 |
| PROJECT No: | 2011-14 |
| FILE No: | 250 EAST 57th STREET |
| DRAWN BY: | |
| CHECKED BY: | |
| DWG. NO.: | A-736 |

CF

Electronic Filing Copy 03/20/2014 10:58:00 AM

DEPT OF BLDGS 121320523 Job Number
E-2014020059 Work Order

# CONDO GROUP 5

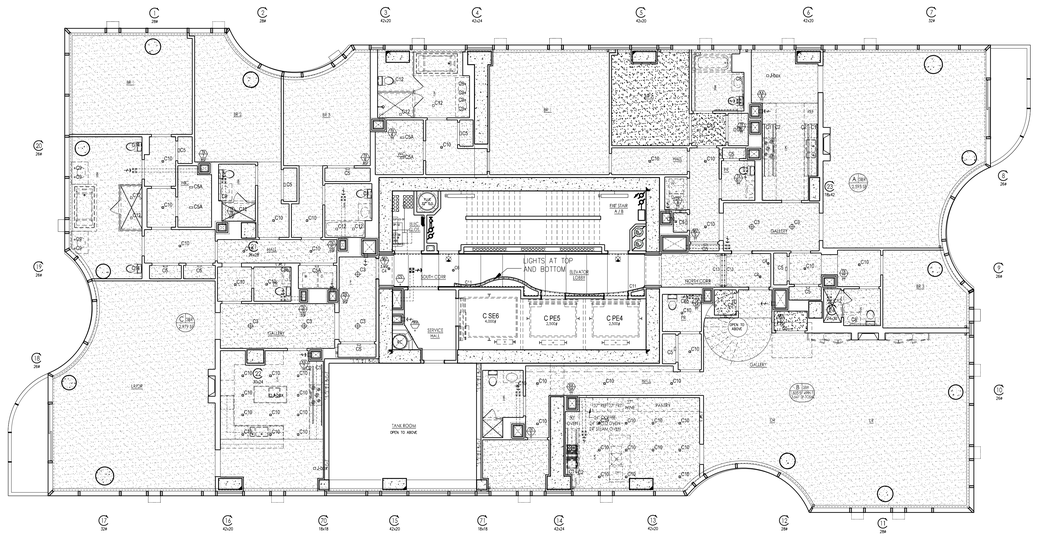


OWNER:
SNOWPLOW LLC
950 THIRD AVENUE
NEW YORK, NY 10022
TEL.: (212) 486-2000

ARCHITECT OF RECORD:
SLCE*Architects, LLP*
841 BROADWAY
NEW YORK, NY 10003
TEL.: 212-979-8400

DESIGN ARCHITECT:
SOM
14 WALL STREET
NEW YORK, NY 10005
TEL.: 212-298-9336

STRUCTURAL ENGINEER:
DESIMONE
18 WEST 18th STREET
NEW YORK, NY 10011
TEL.: 212-532-2211

MEP ENGINEER:
WSP • FLACK+KURTZ
512 SEVENTH AVENUE
NEW YORK, NY 10011
TEL.: 212-532-9600

BUILDING ENVELOPE CONSULTANT:
GILSANZ MURRAY STEFICEK LLP
129 WEST 27th STREET
NEW YORK, NY 10001
TEL.: 212-254-0030

INTERIOR ARCHITECT:
DANIEL ROMUALDEZ • ARCHITECTS
119 WEST 23rd STREET
NEW YORK, NY 10011
TEL.: 212-989-8429

LIGHTING DESIGNER:
SBLD STUDIO
132 WEST 36th STREET
NEW YORK, NY 10018
TEL.: 212-391-4230

FACADE MAINTENANCE CONSULTANT:
ENTEK ENGINEERING, LLC
166 AMES STREET
HACKENSACK, NJ 07601
TEL.: 201-820-2801

ELEVATOR CONSULTANT:
vda
5 REGENT STREET
LIVINGSTON, NJ 07039
TEL.: 973-994-9220

GEOTECHNICAL CONSULTANT:
LANGAN ENGINEERING
RIVER DRIVE CENTER 1
ELMWOOD PARK, NJ 07407
TEL.: 201-794-6900

| No: | Date: | Revision: |
|---|---|---|
| | 10-10-12 | D.OB. SUBMITTAL |
| | 04-20-12 | 100% DD |
| | 10-14-11 | 100% SD |

NORTH ARROW: N

SCALE: 0 2 4 8

KEY PLAN:

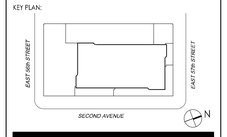


PROJECT:

252 EAST 57th STREET
NEW YORK, NY

TITLE:

49th FLOOR RCP

Damian Titus
NYC Buildings
APPROVED
Under Directive 2 of 1975
Date: 03/20/2014:
NYC Development Hub

SEAL & SIGNATURE:

REGISTERED ARCHITECT GLORIA B. GUO 026020 STATE OF NEW YORK

| | |
|---|---|
| SCALE: | AS SHOWN |
| DATE: | 09-03-11 |
| PROJECT No: | 2011-14 |
| FILE No: | 250 EAST 57th STREET |
| DRAWN BY: | |
| CHECKED BY: | |
| DWG. No.: | A-737 |
| | OF |

DEPT OF BLDGS 121305325 Job Number

E1302351095 Work Order

# CONDO GROUP 5

EAST 56th STREET

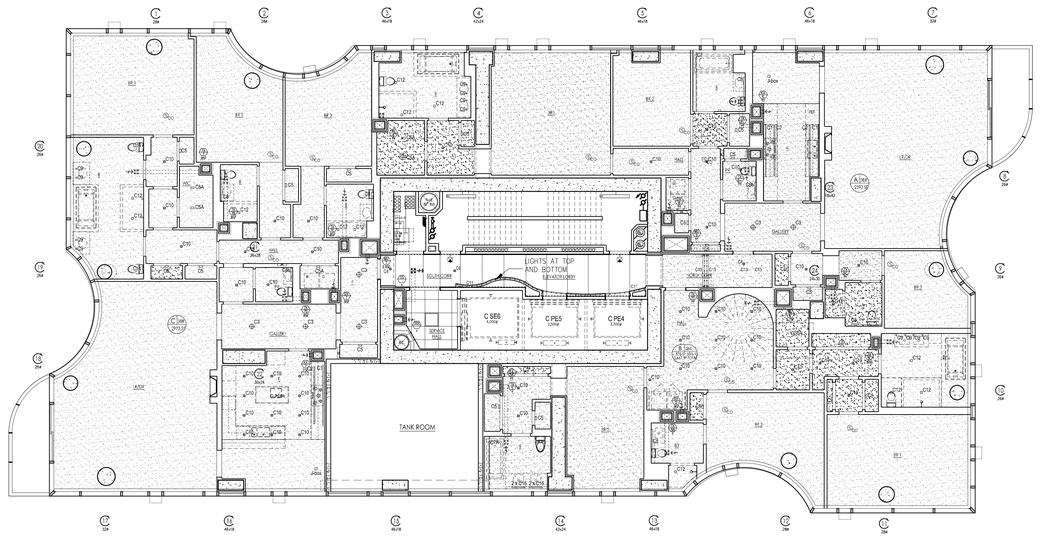


EAST 57th STREET

SECOND AVENUE

Damian Titus
NYC Buildings
APPROVED
Under Directive 2 of 1975
Date: 03/20/2014:
NYC Development Hub


OWNER:
SNOWPLOW LLC
950 THIRD AVENUE
NEW YORK, NY 10022
TEL.: (212) 486-2000

ARCHITECT OF RECORD:
SLCE*Architects, LLP*
841 BROADWAY
NEW YORK, NY 10003
TEL.: 212-979-8400

DESIGN ARCHITECT:
SOM
14 WALL STREET
NEW YORK, NY 10005
TEL.: 212-298-9336

STRUCTURAL ENGINEER:
DESIMONE
18 WEST 18th STREET
NEW YORK, NY 10011
TEL.: 212-532-2211

MEP ENGINEER:
WSP • FLACK+KURTZ
512 SEVENTH AVENUE
NEW YORK, NY 10011
TEL.: 212-532-9600

BUILDING ENVELOPE CONSULTANT:
GILSANZ MURRAY STEFICEK LLP
129 WEST 27th STREET
NEW YORK, NY 10001
TEL.: 212-254-0030

INTERIOR ARCHITECT:
DANIEL ROMUALDEZ • ARCHITECTS
119 WEST 23rd STREET
NEW YORK, NY 10011
TEL.: 212-989-8429

LIGHTING DESIGNER:
SBLD STUDIO
132 WEST 36th STREET
NEW YORK, NY 10018
TEL.: 212-391-4230

FACADE MAINTENANCE CONSULTANT:
ENTEK ENGINEERING, LLC
166 AMES STREET
HACKENSACK, NJ 07601
TEL.: 201-820-2801

ELEVATOR CONSULTANT:
vda
5 REGENT STREET
LIVINGSTON, NJ 07039
TEL.: 973-994-9220

GEOTECHNICAL CONSULTANT:
LANGAN ENGINEERING
RIVER DRIVE CENTER 1
ELMWOOD PARK, NJ 07407
TEL.: 201-794-6900


| No: | Date: | Revision: |
|---|---|---|
| | 10-10-12 | D.OB. SUBMITTAL |
| | 04-20-12 | 100% DD |
| | 10-14-11 | 100% SD |

NORTH ARROW

SCALE 0' 2' 4' 8'

KEY PLAN:

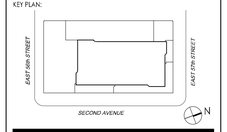


PROJECT:

252 EAST 57th STREET
NEW YORK, NY

TITLE:

50th FLOOR RCP

SEAL & SIGNATURE:

REGISTERED ARCHITECT RICHARD D. OLAS 029067 STATE OF NEW YORK

| | |
|---|---|
| SCALE: | AS SHOWN |
| DATE: | 09-02-11 |
| PROJECT No: | 2011-14 |
| FILE No: | 250 EAST 57th STREET |
| DRAWN BY: | |
| CHECKED BY: | |
| DWG. No.: | A-738 |

___ OF ___

DEPT OF BLDGS 121305525 Job Number
E3878411371 Scan Code

# CONDO GROUP 6

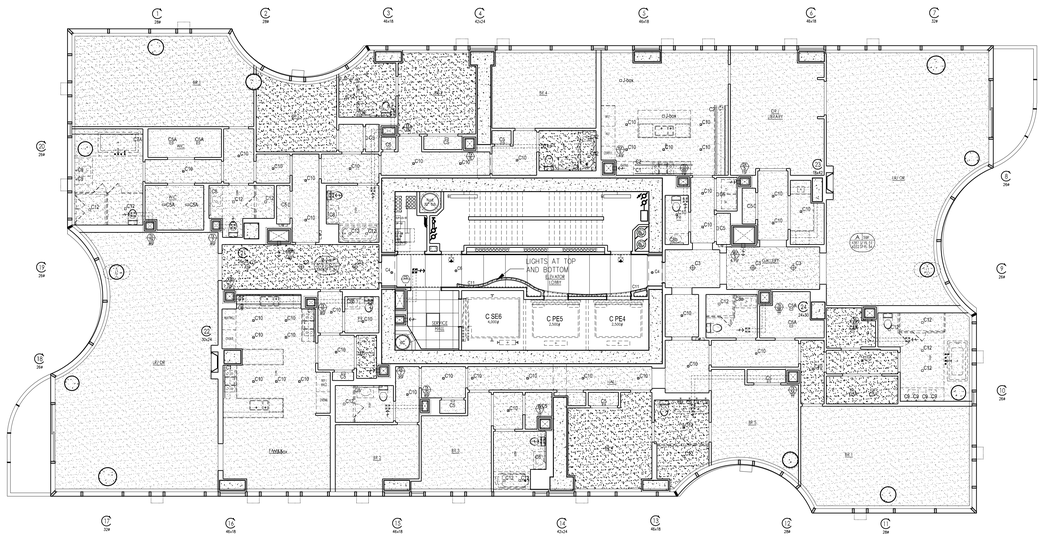


OWNER:
SNOWPLOW LLC
950 THIRD AVENUE
NEW YORK, NY 10022
TEL.: (212) 486-2000

ARCHITECT OF RECORD:
SLCE*Architects, LLP*
841 BROADWAY
NEW YORK, NY 10003
TEL.: 212-979-8400

DESIGN ARCHITECT:
SOM
14 WALL STREET
NEW YORK, NY 10005
TEL.: 212-298-9336

STRUCTURAL ENGINEER:
DESIMONE
18 WEST 18th STREET
NEW YORK, NY 10011
TEL.: 212-532-2211

MEP ENGINEER:
WSP • FLACK+KURTZ
512 SEVENTH AVENUE
NEW YORK, NY 10011
TEL.: 212-532-9600

BUILDING ENVELOPE CONSULTANT:
GBS
GILSANZ MURRAY STEFICEK LLP
129 WEST 27th STREET
NEW YORK, NY 10001
TEL.: 212-254-0030

DANIEL ROMUALDEZ • ARCHITECTS
119 WEST 23rd STREET
NEW YORK, NY 10011
TEL.: 212-989-8429

LIGHTING DESIGNER:
SBLD STUDIO
132 WEST 36th STREET
NEW YORK, NY 10018
TEL.: 212-391-4230

FACADE MAINTENANCE CONSULTANT:
ENTEK ENGINEERING, LLC
166 AMES STREET
HACKENSACK, NJ 07601
TEL.: 201-820-2801

ELEVATOR CONSULTANT:
vda
5 REGENT STREET
LIVINGSTON, NJ 07039
TEL.: 973-994-9220

GEOTECHNICAL CONSULTANT:
LANGAN ENGINEERING
RIVER DRIVE CENTER 1
ELMWOOD PARK, NJ 07407
TEL.: 201-794-6900

| No: | Date: | Revision: |
|---|---|---|
| | 10-10-12 | D.OB. SUBMITTAL |
| | 04-20-12 | 100% DD |
| | 10-14-11 | 100% SD |

NORTH ARROW: N

SCALE: 0' 2' 4' 8'

KEY PLAN:

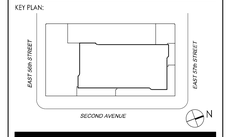


PROJECT:

## 252 EAST 57th STREET NEW YORK, NY

TITLE:

51st - 54th FLOOR RCP

Damian Titus
NYC Buildings
APPROVED
Under Directive 2 of 1975
Date: 03/20/2014:
NYC Development Hub

SEAL & SIGNATURE:

REGISTERED ARCHITECT GLORIA B. GUO STATE OF NEW YORK 029020

| | |
|---|---|
| SCALE: | AS SHOWN |
| DATE: | 09-03-11 |
| PROJECT No: | 2011-14 |
| FILE No: | 250 EAST 57th STREET |
| DRAWN BY: | |
| CHECKED BY: | |
| DWG. No.: | A-739 |
| | OF |

DEPT OF BLDGS 121303523 Job Number
E120033539I1 Work Order

# CONDO GROUP 6

EAST 56th STREET

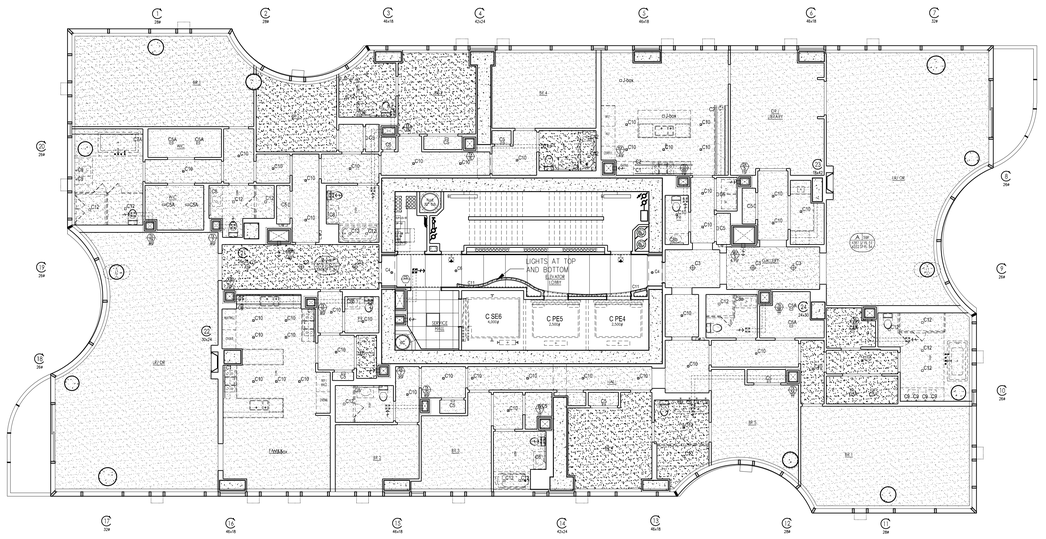


EAST 57th STREET

SECOND AVENUE

Damian Titus
DOB Buildings
APPROVED
Under Directive 2 of 1975
Date: 03/20/2014:
NYC Development Hub

OWNER:
SNOWPLOW LLC
950 THIRD AVENUE
NEW YORK, NY 10022
TEL.: (212) 486-2000

ARCHITECT OF RECORD:
SLCE*Architects, LLP*
841 BROADWAY
NEW YORK, NY 10003
TEL.: 212-979-8400

DESIGN ARCHITECT:
SOM
14 WALL STREET
NEW YORK, NY 10005
TEL.: 212-298-9336

STRUCTURAL ENGINEER:
DESIMONE
18 WEST 18th STREET
NEW YORK, NY 10011
TEL.: 212-532-2211

MEP ENGINEER:
WSP • FLACK+KURTZ
512 SEVENTH AVENUE
NEW YORK, NY 10011
TEL.: 212-532-9600

BUILDING ENVELOPE CONSULTANT:
GBS
GILSANZ MURRAY STEFICEK LLP
129 WEST 27th STREET
NEW YORK, NY 10001
TEL.: 212-254-0030

DANIEL ROMUALDEZ • ARCHITECTS
119 WEST 23rd STREET
NEW YORK, NY 10011
TEL.: 212-989-8429

LIGHTING DESIGNER:
SBLD STUDIO
132 WEST 36th STREET
NEW YORK, NY 10018
TEL.: 212-391-4230

FACADE MAINTENANCE CONSULTANT:
ENTEK ENGINEERING, LLC
166 AMES STREET
HACKENSACK, NJ 07601
TEL.: 201-820-2801

ELEVATOR CONSULTANT:
vda
5 REGENT STREET
LIVINGSTON, NJ 07039
TEL.: 973-994-9220

GEOTECHNICAL CONSULTANT:
LANGAN ENGINEERING
RIVER DRIVE CENTER 1
ELMWOOD PARK, NJ 07407
TEL.: 201-794-6900

| No: | Date: | Revision: |
|---|---|---|
| | 10-10-12 | D.OB. SUBMITTAL |
| | 04-20-12 | 100% DD |
| | 10-14-11 | 100% SD |

NORTH ARROW: N
SCALE: 0' 2' 4' 8'

KEY PLAN:

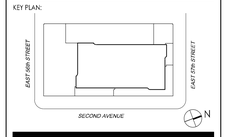


PROJECT:
252 EAST 57th STREET
NEW YORK, NY

TITLE:
55th FLOOR RCP

SEAL & SIGNATURE:
REGISTERED ARCHITECT GLORIA B. GLAD 020201 STATE OF NEW YORK

| | |
|---|---|
| SCALE: | AS SHOWN |
| DATE: | 09-03-11 |
| PROJECT No: | 2011-14 |
| FILE No: | 250 EAST 57th STREET |
| DRAWN BY: | |
| CHECKED BY: | |
| DWG. No.: | A-740 |
| | OF |

DEPT OF BLDGS 121305323 Job Number

B1342640126 Work Order

EAST 56th STREET

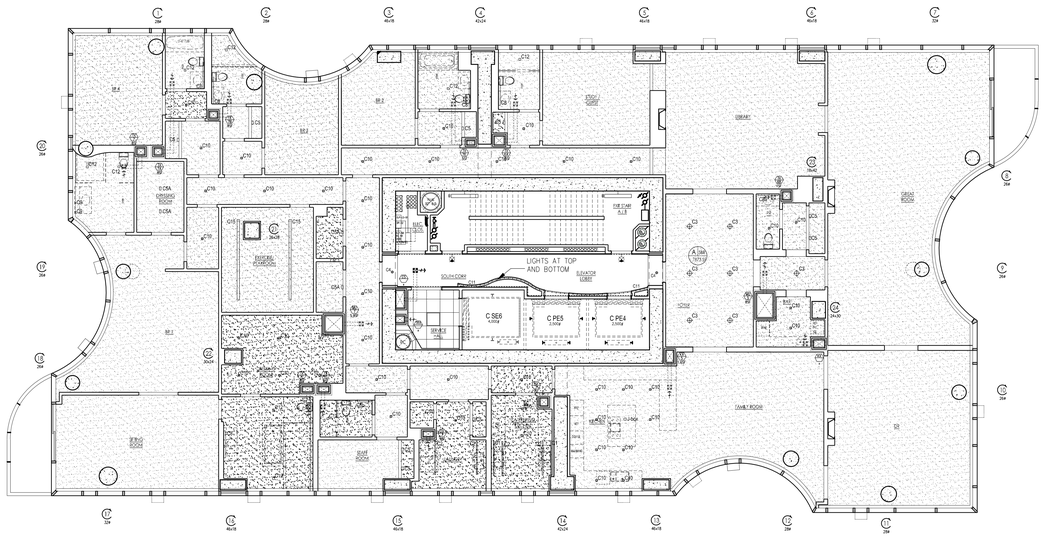


EAST 57th STREET

SECOND AVENUE

Damian Titus
NYC Buildings
APPROVED
Under Directive 2 of 1975
Date: 03/20/2014:
NYC Development Hub

OWNER:

SNOWPLOW LLC

950 THIRD AVENUE
NEW YORK, NY 10022
TEL.: (212) 486-2000

ARCHITECT OF RECORD:

SLCE*Architects, LLP*

841 BROADWAY
NEW YORK, NY 10003
TEL.: 212-979-8400

DESIGN ARCHITECT:

SOM

14 WALL STREET
NEW YORK, NY 10005
TEL.: 212-298-9336

STRUCTURAL ENGINEER:

DESIMONE

18 WEST 18th STREET
NEW YORK, NY 10011
TEL.: 212-532-2211

MEP ENGINEER:

WSP • FLACK+KURTZ

512 SEVENTH AVENUE
NEW YORK, NY 10011
TEL.: 212-532-9600

BUILDING ENVELOPE CONSULTANT:

GKS
GILSANZ MURRAY STEFICEK LLP
129 WEST 27th STREET
NEW YORK, NY 10001
TEL.: 212-254-0030

DANIEL ROMUALDEZ • ARCHITECTS

119 WEST 23rd STREET
NEW YORK, NY 10011
TEL.: 212-989-8429

LIGHTING DESIGNER:

SBLD STUDIO

132 WEST 36th STREET
NEW YORK, NY 10018
TEL.: 212-391-4230

FACADE MAINTENANCE CONSULTANT:

ENTEK ENGINEERING, LLC

166 AMES STREET
HACKENSACK, NJ 07601
TEL.: 201-820-2801

ELEVATOR CONSULTANT:

vda

5 REGENT STREET
LIVINGSTON, NJ 07039
TEL.: 973-994-9220

GEOTECHNICAL CONSULTANT:

LANGAN ENGINEERING

RIVER DRIVE CENTER 1
ELMWOOD PARK, NJ 07407
TEL.: 201-794-6900

| No: | Date: | Revision: |
|---|---|---|
| | 10-10-12 | D.O.B. SUBMITTAL |

NORTH ARROW: N

SCALE: 0' 2' 4' 8'

KEY PLAN:

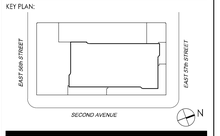


PROJECT:

252 EAST 57th STREET
NEW YORK, NY

TITLE:

56th FLOOR RCP

SEAL & SIGNATURE:

REGISTERED ARCHITECT
RICHARD E. DEAS
029029
STATE OF NEW YORK

| | |
|---|---|
| SCALE: | AS SHOWN |
| DATE: | 09-03-11 |
| PROJECT No: | 2011-14 |
| FILE No: | 250 EAST 57th STREET |
| DRAWN BY: | |
| CHECKED BY: | |
| DWG. No.: | A-741 |
| | OF |

DEPT OF BLDGS 121328321 Job Number

ES390601029 Scan Code

Damian Titus
Buildings
APPROVED
Under Directive 2 of 1975
Date: 03/20/2014:
NYC Development Hub

OWNER:

SNOWPLOW LLC

950 THIRD AVENUE
NEW YORK, NY 10022
TEL.: (212) 486-2000

ARCHITECT OF RECORD:

SLCE*Architects, LLP*

841 BROADWAY
NEW YORK, NY 10003
TEL.: 212-979-8400

DESIGN ARCHITECT:

SOM

14 WALL STREET
NEW YORK, NY 10005
TEL.: 212-298-9336

STRUCTURAL ENGINEER:

DESIMONE

18 WEST 18th STREET
NEW YORK, NY 10011
TEL.: 212-532-2211

MEP ENGINEER:

WSP • FLACK+KURTZ

512 SEVENTH AVENUE
NEW YORK, NY 10011
TEL.: 212-532-9600

BUILDING ENVELOPE CONSULTANT:

GMS
GILSANZ MURRAY STEFICEK LLP
129 WEST 27th STREET
NEW YORK, NY 10001
TEL.: 212-254-0030

INTERIOR ARCHITECT:

DANIEL ROMUALDEZ • ARCHITECTS

119 WEST 23rd STREET
NEW YORK, NY 10011
TEL.: 212-989-8429

LIGHTING DESIGNER:

SBLD STUDIO

132 WEST 36th STREET
NEW YORK, NY 10018
TEL.: 212-391-4230

FACADE MAINTENANCE CONSULTANT:

ENTEK ENGINEERING, LLC

166 AMES STREET
HACKENSACK, NJ 07601
TEL.: 201-820-2801

ELEVATOR CONSULTANT:

vda

5 REGENT STREET
LIVINGSTON, NJ 07039
TEL.: 973-994-9220

GEOTECHNICAL CONSULTANT:

LANGAN ENGINEERING

RIVER DRIVE CENTER 1
ELMWOOD PARK, NJ 07407
TEL.: 201-794-6900

| No: | Date: | Revision: |
|---|---|---|
| | 10-10-12 | D.OB. SUBMITTAL |

NORTH ARROW N

SCALE 0' 2' 4' 8'

KEY PLAN:

EAST 56th STREET
EAST 57th STREET
SECOND AVENUE
N

PROJECT:

252 EAST 57th STREET
NEW YORK, NY

TITLE:

57th FLOOR RCP

SEAL & SIGNATURE:

REGISTERED ARCHITECT
GLORIA B. GLAS
020204
STATE OF NEW YORK

| | |
|---|---|
| SCALE: | AS SHOWN |
| DATE: | 09-02-11 |
| PROJECT No: | 2011-14 |
| FILE No: | 250 EAST 57th STREET |
| DRAWN BY: | |
| CHECKED BY: | |
| DWG. No.: | A-742 |

____ OF ____

DEPT OF BLDGS 121305825 Job Number
B00055802I4 Work Order

EAST 56th STREET

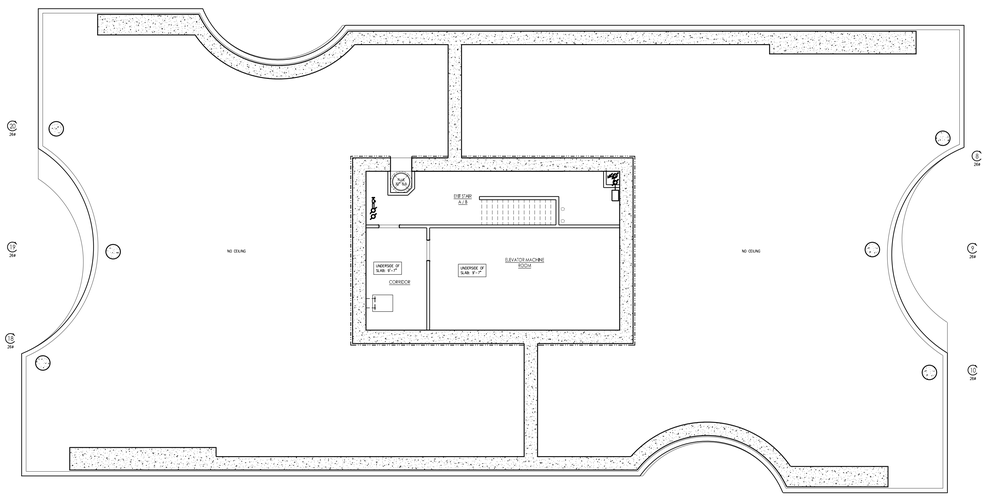


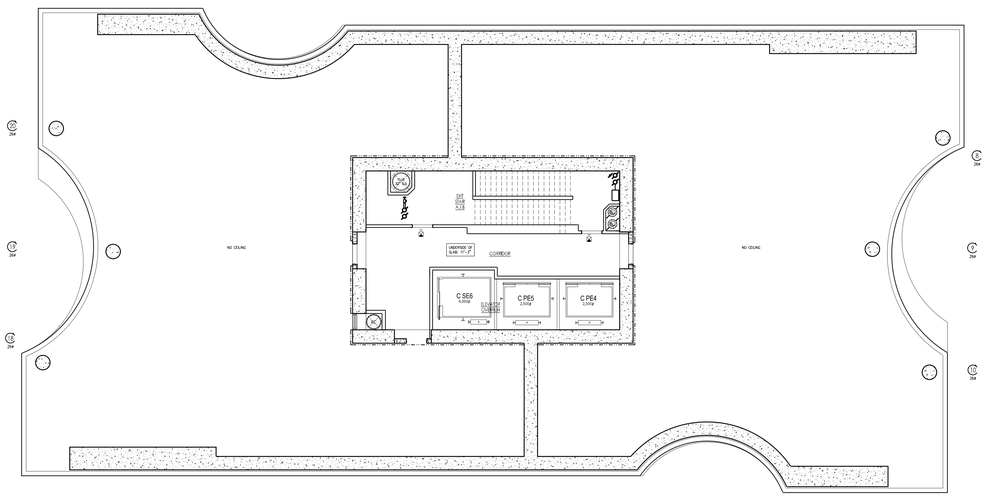


EAST 56th STREET

EAST 57th STREET

SECOND AVENUE

Damian Titus
NYC Buildings
APPROVED
Under Directive 2 of 1975
Date: 03/20/2014:
NYC Development Hub

OWNER:
SNOWPLOW LLC
950 THIRD AVENUE
NEW YORK, NY 10022
TEL.: (212) 486-2000

ARCHITECT OF RECORD:
SLCE*Architects, LLP*
841 BROADWAY
NEW YORK, NY 10003
TEL.: 212-979-8400

DESIGN ARCHITECT:
SOM
14 WALL STREET
NEW YORK, NY 10005
TEL.: 212-298-9336

STRUCTURAL ENGINEER:
DESIMONE
18 WEST 18th STREET
NEW YORK, NY 10011
TEL.: 212-532-2211

MEP ENGINEER:
WSP • FLACK+KURTZ
512 SEVENTH AVENUE
NEW YORK, NY 10011
TEL.: 212-532-9600

BUILDING ENVELOPE CONSULTANT:
GBS
GILSANZ MURRAY STEFICEK LLP
129 WEST 27th STREET
NEW YORK, NY 10001
TEL.: 212-254-0030

INTERIOR ARCHITECT:
DANIEL ROMUALDEZ • ARCHITECTS
119 WEST 23rd STREET
NEW YORK, NY 10011
TEL.: 212-989-8429

LIGHTING DESIGNER:
SBLD STUDIO
132 WEST 36th STREET
NEW YORK, NY 10018
TEL.: 212-391-4230

FACADE MAINTENANCE CONSULTANT:
ENTEK ENGINEERING, LLC
166 AMES STREET
HACKENSACK, NJ 07601
TEL.: 201-820-2801

ELEVATOR CONSULTANT:
vda
5 REGENT STREET
LIVINGSTON, NJ 07039
TEL.: 973-994-9220

GEOTECHNICAL CONSULTANT:
LANGAN ENGINEERING
RIVER DRIVE CENTER 1
ELMWOOD PARK, NJ 07407
TEL.: 201-794-6900

| No: | Date: | Revision: |
|---|---|---|
| | 10-10-12 | D.OB. SUBMITTAL |

NORTH ARROW: N

SCALE: 0 2 4 8'

KEY PLAN:
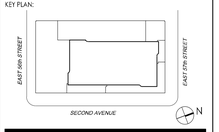


PROJECT:
252 EAST 57th STREET
NEW YORK, NY

TITLE:
MAIN ROOF & BULKHEAD RCPS

SEAL & SIGNATURE:
REGISTERED ARCHITECT GLENN R. GISS 026026 STATE OF NEW YORK

| | |
|---|---|
| SCALE: | AS SHOWN |
| DATE: | 09-03-11 |
| PROJECT No: | 2011-14 |
| FILE No: | 250 EAST 57th STREET |
| DRAWN BY: | |
| CHECKED BY: | |
| DWG. NO.: | A-743 |
| | OF |

THESE PLANS ARE COPYRIGHTED BY SLCE ARCHITECTS, LLP. REPRODUCTION OR USE WITHOUT PERMISSION IS PROHIBITED.

DEPT OF BLDGS 121305525 Job Number
E1537313206 Work Order

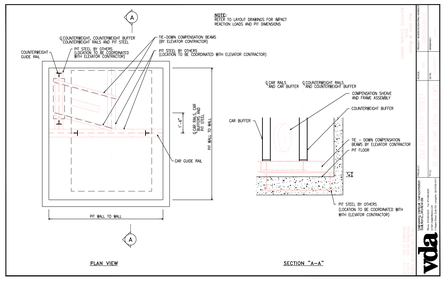


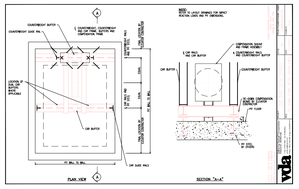


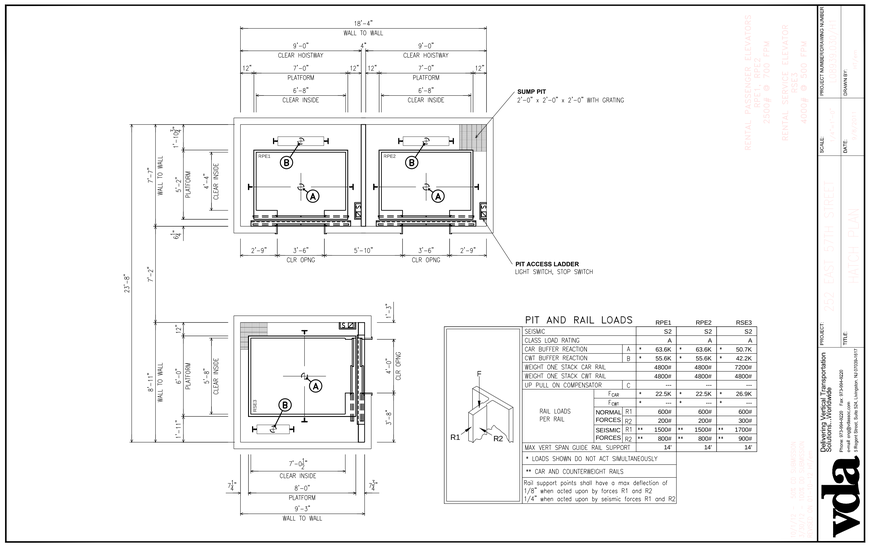


PIT AND RAIL LOADS

| | | | RPE1 | RPE2 | RSE3 |
|---|---|---|---|---|---|
| SEISMIC | | | S2 | S2 | S2 |
| CLASS LOAD RATING | | | A | A | A |
| CAR BUFFER REACTION | A | * | 63.6K | * 63.6K | * 50.7K |
| CWT BUFFER REACTION | B | * | 55.6K | * 55.6K | * 42.2K |
| WEIGHT ONE STACK CAR RAIL | | | 4800# | 4800# | 7200# |
| WEIGHT ONE STACK CWT RAIL | | | 4800# | 4800# | 4800# |
| UP PULL ON COMPENSATOR | C | | --- | --- | --- |
| RAIL LOADS PER RAIL | $F_{CAR}$ | * | 22.5K | * 22.5K | * 26.9K |
| | $F_{CWT}$ | * | --- | * --- | * --- |
| NORMAL FORCES | R1 | | 600# | 600# | 600# |
| | R2 | | 200# | 200# | 300# |
| SEISMIC FORCES | R1 | ** | 1500# | ** 1500# | ** 1700# |
| | R2 | ** | 800# | ** 800# | ** 900# |
| MAX VERT SPAN GUIDE RAIL SUPPORT | | | 14' | 14' | 14' |

* LOADS SHOWN DO NOT ACT SIMULTANEOUSLY

** CAR AND COUNTERWEIGHT RAILS

Rail support points shall have a max deflection of 1/8" when acted upon by forces R1 and R2
1/4" when acted upon by seismic forces R1 and R2

Saltzberg Vertical Transportation
Phone 973-944-4220 Fax 973-944-4220
9 Pidgeon Street, Suite 324, Livingston, NJ 07039-5417

RENTAL PASSENGER ELEVATORS
RPE1, RPE2
2000# @ 700 FPM
RENTAL SERVICE ELEVATOR
RSE3
4000# @ 700 FPM
252 EAST 57th STREET
PIT PLAN
PROJECT NUMBER/DRAWING NUMBER
SCALE
DATE
DRAWN BY
PROJECT
TITLE

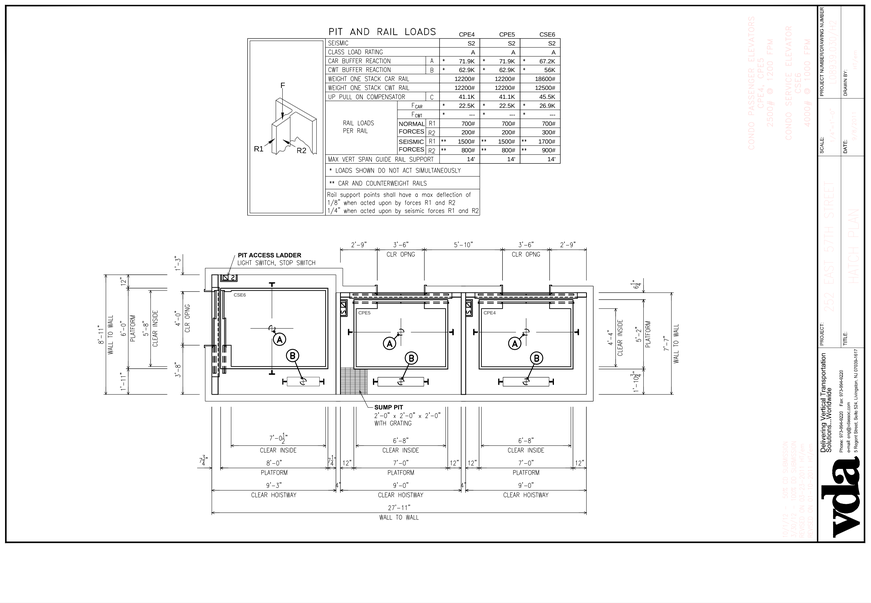


PIT AND RAIL LOADS

| | | | CPE4 | CPE5 | CSE6 |
|---|---|---|---|---|---|
| SEISMIC | | | S2 | S2 | S2 |
| CLASS LOAD RATING | | | A | A | A |
| CAR BUFFER REACTION | A | * | 71.9K | * 71.9K | * 67.2K |
| CWT BUFFER REACTION | B | * | 62.9K | * 62.9K | * 56K |
| WEIGHT ONE STACK CAR RAIL | | | 12200# | 12200# | 18800# |
| WEIGHT ONE STACK CWT RAIL | | | 12200# | 12200# | 12500# |
| UP PULL ON COMPENSATOR | C | | 41.1K | 41.1K | 45.5K |
| RAIL LOADS PER RAIL | $F_{CAR}$ | * | 22.5K | * 22.5K | * 26.9K |
| | $F_{CWT}$ | * | --- | * --- | * --- |
| NORMAL FORCES | R1 | | 700# | 700# | 700# |
| | R2 | | 200# | 200# | 300# |
| SEISMIC FORCES | R1 | ** | 1500# | ** 1500# | ** 1700# |
| | R2 | ** | 800# | ** 800# | ** 900# |
| MAX VERT SPAN GUIDE RAIL SUPPORT | | | 14' | 14' | 14' |

* LOADS SHOWN DO NOT ACT SIMULTANEOUSLY

** CAR AND COUNTERWEIGHT RAILS

Rail support points shall have a max deflection of 1/8" when acted upon by forces R1 and R2
1/4" when acted upon by seismic forces R1 and R2

Saltzberg Vertical Transportation
Phone 973-944-4220 Fax 973-944-4220
9 Pidgeon Street, Suite 324, Livingston, NJ 07039-5417

CORNER PASSENGER ELEVATORS
CPE4, CPE5
2000# @ 700 FPM
CORNER SERVICE ELEVATOR
CSE6
4000# @ 700 FPM
252 EAST 57th STREET
PIT PLAN
PROJECT NUMBER/DRAWING NUMBER
SCALE
DATE
DRAWN BY
PROJECT
TITLE

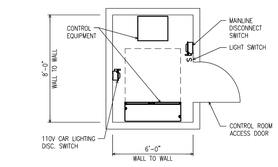


CONTROL ROOM
REMOTE
(ARCHITECT CONFIRM LOCATION)

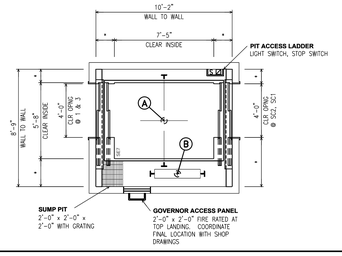


PIT AND RAIL LOADS

| | | | | SE7 |
|---|---|---|---|---|
| CAR BUFFER REACTION | A | | * | 38.6K |
| CWT BUFFER REACTION | B | | * | 30.6K |
| WEIGHT ONE STACK CAR RAIL | | | | 1200# |
| WEIGHT ONE STACK CWT RAIL | | | | 1200# |
| RAIL LOADS PER RAIL | | $F_{CAR}$ | C * | 24.7K |
| | | $F_{CWT}$ | D * | 12.6K |
| NORMAL FORCES | | $F_{CWT}$ | | 10.4K |
| | R1 | | | 600# |
| | R2 | | | 400# |
| SAFETY FORCES | | $F_{CAR}$ | * | 21.6K |
| | | $F_{CWT}$ | * | 17.2K |
| SEISMIC FORCES | R1 | | ** | 1300# |
| | R2 | | ** | 700# |
| MAX VERT SPAN GUIDE RAIL SUPPORT | | | | 14' |

* LOADS SHOWN DO NOT ACT SIMULTANEOUSLY

** CAR AND COUNTERWEIGHT RAILS

Rail support points shall have a max deflection of 1/8" when acted upon by forces R1 and R2
1/4" when acted upon by seismic forces R1 and R2

MRL NOTES

1. WHERE ELEVATOR HOISTING MACHINE IS SUPPORTED FROM AN OVERHEAD BUILDING STRUCTURE, THE TOTAL ELEVATOR LOAD, INCLUDING LIVE LOADS (DOUBLED FOR IMPACT), WILL NOT EXCEED **47.7K (SE7)** SINCE THE LOCATION OF THE SUPPORT BEAMS AND STRUCTURAL LOAD DISTRIBUTION VARY PER MANUFACTURER, COORDINATE THE SUPPORT REQUIREMENTS WITH THE ELEVATOR SHOP DRAWINGS.
2. WHERE ELEVATOR HOISTING MACHINE IS SUPPORTED FROM CAR AND COUNTERWEIGHT GUIDE RAILS AND LOADS ARE BROUGHT DOWN TO PIT FLOOR, THE TOTAL ELEVATOR LOAD WILL BE AS SHOWN ON THESE DRAWINGS, SINCE THE LOCATION OF THE GUIDE RAILS AND STRUCTURAL LOADS VARIES BY MANUFACTURER, COORDINATE THE SUPPORT REQUIREMENTS WITH THE ELEVATOR SHOP DRAWINGS.
3. THE LOCATION AND LIFTING CAPACITY OF THE HOISTING MACHINE BEAM USED FOR INSTALLATION AND MAINTENANCE OF THE ELEVATOR VARY PER MANUFACTURER. MAXIMUM LIFTING CAPACITY OF A BEAM IS 9000# AND CAN BE CONSIDERED AS A POINT LOAD LOCATED APPROXIMATELY IN THE CENTER OF THE ELEVATOR SHAFT. COORDINATE THE LOCATION AND LIFTING REQUIREMENTS OF THESE STRUCTURAL MEMBERS WITH THE ELEVATOR SHOP DRAWINGS.
4. SEISMIC DESIGN AND/OR COUNTERWEIGHT SAFETIES WILL INCREASE HOISTWAY DIMENSIONS AND PIT DEPTH
5. DIMENSIONS ANNOTATED WITH AN ASTERISK (*) VARY PER MANUFACTURER

Damian Titus
Buildings
APPROVED
Under Directive of
Date: 03/20/2012
NYC Development Hub

LOADING DOCK
ABOVE ELEVATOR
PIT PLAN
PROJECT NUMBER/DRAWING NUMBER
SCALE
DATE
DRAWN BY
PROJECT
TITLE

Saltzberg Vertical Transportation
Phone 973-944-4220 Fax 973-944-4220
9 Pidgeon Street, Suite 324, Livingston, NJ 07039-5417

OWNER:
SNOWPLOW LLC
950 THIRD AVENUE
NEW YORK, NY 10022
TEL.: (212) 486-2000

ARCHITECT OF RECORD:
SLCE*Architects, LLP*
841 BROADWAY
NEW YORK, NY 10003
TEL.: 212-979-8400

DESIGN ARCHITECT:
SOM
14 WALL STREET
NEW YORK, NY 10005
TEL.: 212-298-9336

STRUCTURAL ENGINEER:
DESIMONE
16 WEST 16th STREET
NEW YORK, NY 10011
TEL.: 212-532-2211

MEP ENGINEER:
WSP • FLACK+KURTZ
512 SEVENTH AVENUE
NEW YORK, NY 10011
TEL.: 212-532-9600

BUILDING ENVELOPE CONSULTANT:
GKS
GILSANZ MURRAY STEFICEK LLP
129 WEST 27th STREET
NEW YORK, NY 10001
TEL.: 212-254-0030

INTERIOR ARCHITECT:
DANIEL ROMUALDEZ • ARCHITECTS
119 WEST 23rd STREET
NEW YORK, NY 10011
TEL.: 212-989-8429

LIGHTING DESIGNER:
SBLD STUDIO
132 WEST 36th STREET
NEW YORK, NY 10018
TEL.: 212-391-4230

FACADE MAINTENANCE CONSULTANT:
ENTEK ENGINEERING, LLC
166 AMES STREET
HACKENSACK, NJ 07601
TEL.: 201-820-2801

ELEVATOR CONSULTANT:
vda
5 REGENT STREET
LIVINGSTON, NJ 07039
TEL.: 973-994-9220

GEOTECHNICAL CONSULTANT:
LANGAN ENGINEERING
RIVER DRIVE CENTER 1
ELMWOOD PARK, NJ 07407
TEL.: 201-794-6900

| No: | Date: | Revision: |
|---|---|---|
| | 10-10-12 | D.O.B. SUBMITTAL |
| | 04-20-12 | 100% DD |

NORTH ARROW | SCALE

KEY PLAN:

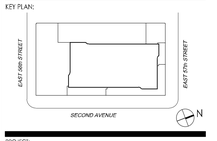


PROJECT:
252 EAST 57th STREET
NEW YORK, NY

TITLE:
ELEVATORS

SEAL & SIGNATURE:

REGISTERED ARCHITECT
GLORIA B. GILDA
No. 026020
STATE OF NEW YORK

| | |
|---|---|
| SCALE: | AS SHOWN |
| DATE: | 09-03-11 |
| PROJECT No: | 2011-14 |
| FILE No: | 250 EAST 57th STREET |
| DRAWN BY: | |
| CHECKED BY: | |
| DWG NO.: | A-901.00 |
| | OF |

DEPT OF BLDGS 121305324 Job Number
E1501233089 Scan Code

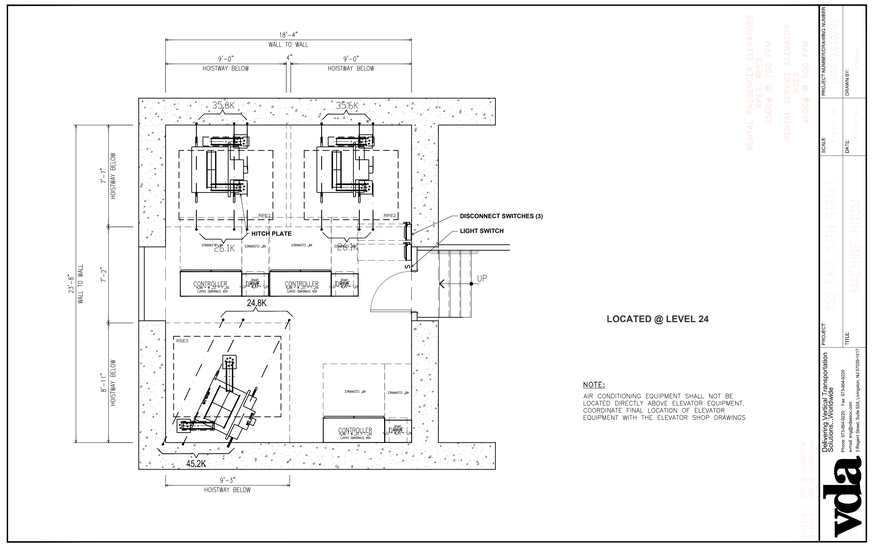


LOCATED @ LEVEL 24

NOTE:
AIR CONDITIONING EQUIPMENT SHALL NOT BE LOCATED DIRECTLY ABOVE ELEVATOR EQUIPMENT. COORDINATE FINAL LOCATION OF ELEVATOR EQUIPMENT WITH THE ELEVATOR SHOP DRAWINGS

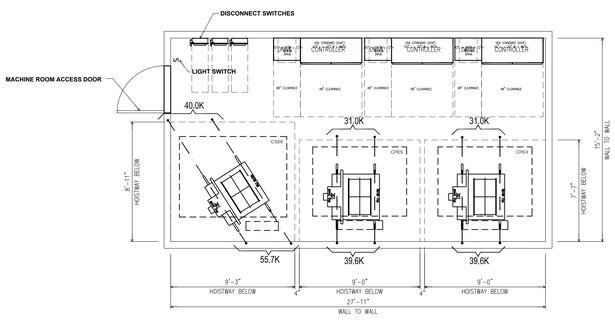


NOTE:
AIR CONDITIONING EQUIPMENT SHALL NOT BE LOCATED DIRECTLY ABOVE ELEVATOR EQUIPMENT. COORDINATE FINAL LOCATION OF ELEVATOR EQUIPMENT WITH THE ELEVATOR SHOP DRAWINGS

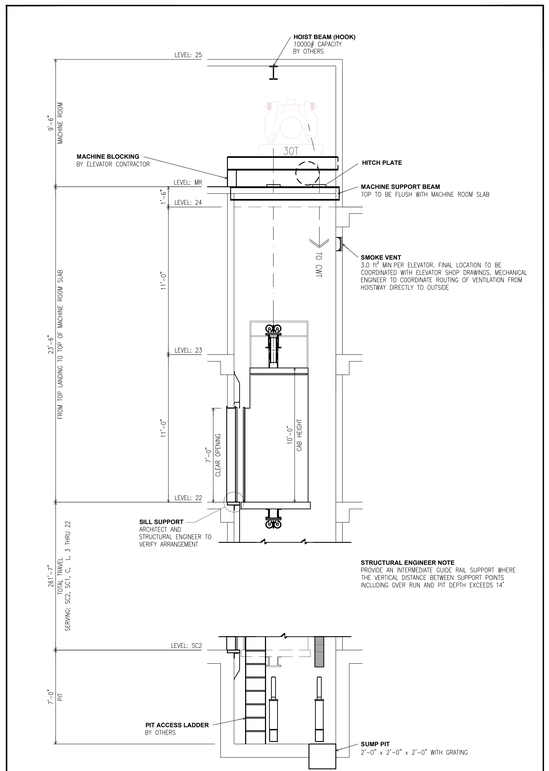


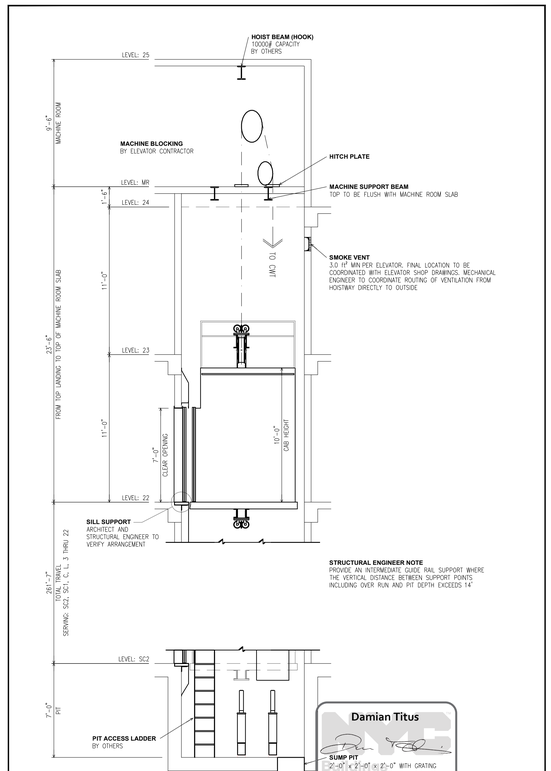


Damian Titus
APPROVED
Under Directive 2 of 1975
Date: 03/20/2014:
NYC Development Hub

OWNER:
SNOWPLOW LLC
950 THIRD AVENUE
NEW YORK, NY 10022
TEL.: (212) 486-2000

ARCHITECT OF RECORD:
SLCE*Architects, LLP*
841 BROADWAY
NEW YORK, NY 10003
TEL.: 212-979-8400

DESIGN ARCHITECT:
SOM
14 WALL STREET
NEW YORK, NY 10005
TEL.: 212-298-9336

STRUCTURAL ENGINEER:
DESIMONE
16 WEST 16th STREET
NEW YORK, NY 10011
TEL.: 212-532-2211

MEP ENGINEER:
WSP • FLACK+KURTZ
512 SEVENTH AVENUE
NEW YORK, NY 10011
TEL.: 212-532-9600

BUILDING ENVELOPE CONSULTANT:
GMS
GILSANZ MURRAY STEFICEK LLP
129 WEST 27th STREET
NEW YORK, NY 10001
TEL.: 212-254-0030

INTERIOR ARCHITECT:
DANIEL ROMUALDEZ • ARCHITECTS
119 WEST 23rd STREET
NEW YORK, NY 10011
TEL.: 212-989-8429

LIGHTING DESIGNER:
SBLD STUDIO
132 WEST 36th STREET
NEW YORK, NY 10018
TEL.: 212-391-4230

FACADE MAINTENANCE CONSULTANT:
ENTEK ENGINEERING, LLC
166 AMES STREET
HACKENSACK, NJ 07601
TEL.: 201-820-2801

ELEVATOR CONSULTANT:
vda
5 REGENT STREET
LIVINGSTON, NJ 07039
TEL.: 973-994-9220

GEOTECHNICAL CONSULTANT:
LANGAN ENGINEERING
RIVER DRIVE CENTER 1
ELMWOOD PARK, NJ 07407
TEL.: 201-794-6900

| No: | Date: | Revision: |
|---|---|---|
| 10-10-12 | | D.O.B. SUBMITTAL |
| 04-20-12 | | 100% DD |

NORTH ARROW | SCALE

KEY PLAN:
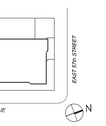


PROJECT:
252 EAST 57th STREET
NEW YORK, NY

TITLE:
ELEVATORS

SEAL & SIGNATURE:
REGISTERED ARCHITECT GLORIA B. GUS 020201 STATE OF NEW YORK

| | |
|---|---|
| SCALE: | AS SHOWN |
| DATE: | 09-03-11 |
| PROJECT No: | 2011-14 |
| FILE No: | 252 EAST 57th STREET |
| DRAWN BY: | |
| CHECKED BY: | |
| DWG. No.: | A-902.00 |
| | ____ OF ____ |

DEPT OF BLDGS 121305525 Job Number
E1564762439 Scan Code

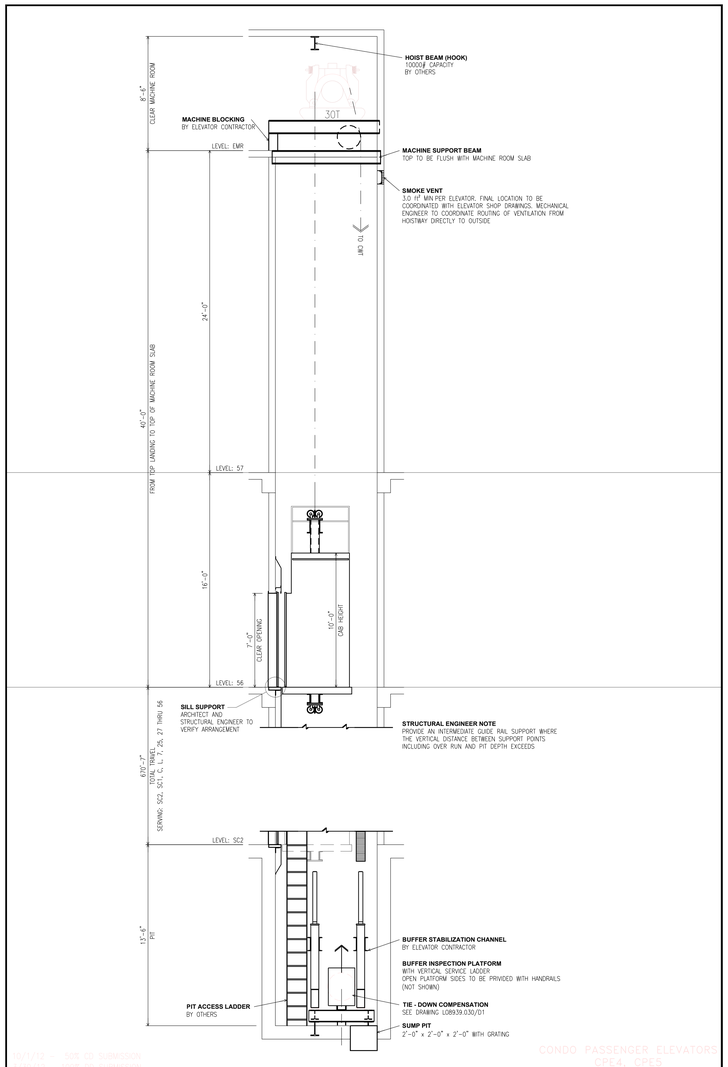


10/1/12 SIE 02 SUBMISSION
CONDO PASSENGER ELEVATORS
OPS4 SPEED
2500# @ 1200 FPM
02/8/12 ISSUE 02 SUBMISSION
CONDO SERVICE ELEVATOR
SCE6
4000# @ 1200 FPM

vda — Delivering Vertical Transportation Solutions...Worldwide
Phone 973.994.9220 Fax 973.994.9222
e-mail: mail@vdausa.com
5 Regent Street, Suite 524, Livingston, NJ 07039-1617

| PROJECT: 252 EAST 57TH STREET | SCALE: 1/4"=1'-0" | PROJECT NUMBER/DRAWING NUMBER: 11084.B.0000/SE-1 |
|---|---|---|
| TITLE: SECTION | DATE: 9/19/2012 | DRAWN BY: MS/WH |

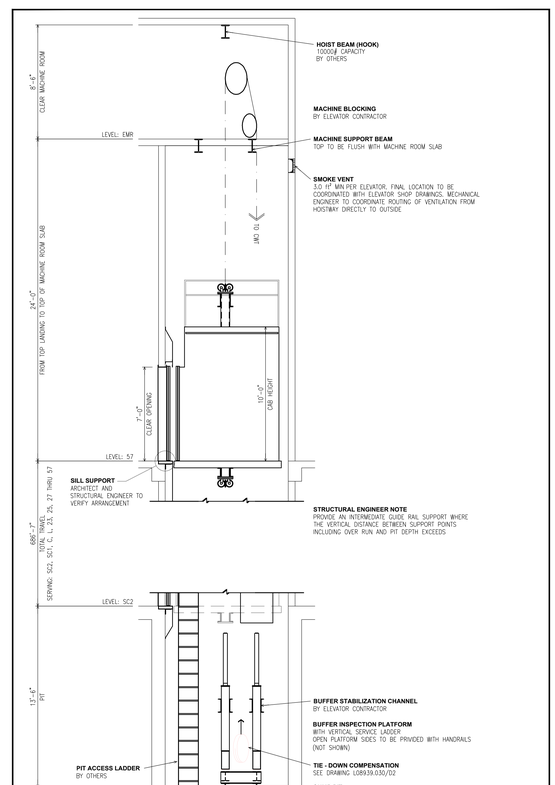


10/1/12 SIE 02 SUBMISSION
CONDO PASSENGER ELEVATORS
OPS4 SPEED
2500# @ 1200 FPM
02/8/12 ISSUE 02 SUBMISSION
CONDO SERVICE ELEVATOR
SCE6
4000# @ 1200 FPM

vda — Delivering Vertical Transportation Solutions...Worldwide
Phone 973.994.9220 Fax 973.994.9222
e-mail: mail@vdausa.com
5 Regent Street, Suite 524, Livingston, NJ 07039-1617

| PROJECT: 252 EAST 57TH STREET | SCALE: 1/4"=1'-0" | PROJECT NUMBER/DRAWING NUMBER: 11084.B.0000/SE-2 |
|---|---|---|
| TITLE: SECTION | DATE: 9/19/2012 | DRAWN BY: MS/WH |

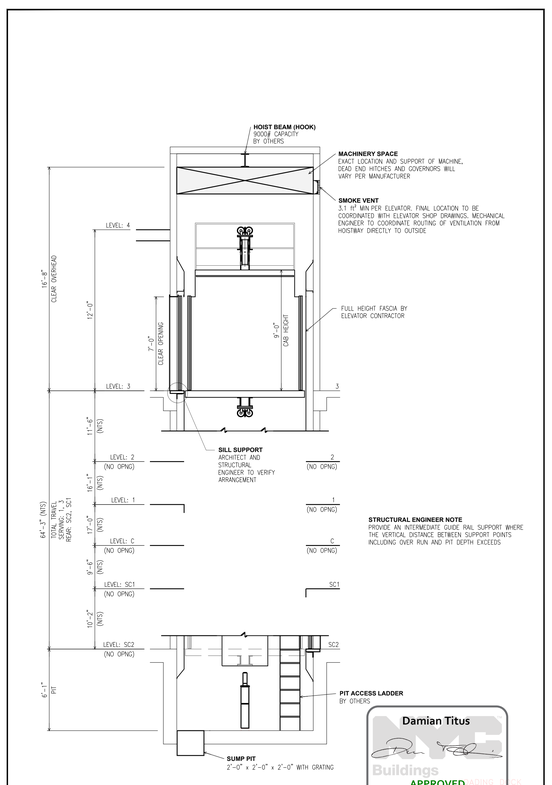


10/1/12 SIE 02 SUBMISSION
CONDO PASSENGER ELEVATORS
OPS4 SPEED
2500# @ 1200 FPM
02/8/12 ISSUE 02 SUBMISSION
CONDO SERVICE ELEVATOR
SCE6
4000# @ 1200 FPM

vda — Delivering Vertical Transportation Solutions...Worldwide
Phone 973.994.9220 Fax 973.994.9222
e-mail: mail@vdausa.com
5 Regent Street, Suite 524, Livingston, NJ 07039-1617

| PROJECT: 252 EAST 57TH STREET | SCALE: 1/4"=1'-0" | PROJECT NUMBER/DRAWING NUMBER: 11084.B.0000/SE-3 |
|---|---|---|
| TITLE: SECTION | DATE: 9/19/2012 | DRAWN BY: MS/WH |

Damian Titus
NYC Buildings
APPROVED
Under Directive 2 of 1975
Date: 03/20/2014
NYC Development Hub

OWNER:
SNOWPLOW LLC
950 THIRD AVENUE
NEW YORK, NY 10022
TEL.: (212) 486-2000

ARCHITECT OF RECORD:
SLCE*Architects, LLP*
841 BROADWAY
NEW YORK, NY 10003
TEL.: 212-979-8400

DESIGN ARCHITECT:
SOM
14 WALL STREET
NEW YORK, NY 10005
TEL.: 212-298-9336

STRUCTURAL ENGINEER:
DESIMONE
16 WEST 16th STREET
NEW YORK, NY 10011
TEL.: 212-532-2211

MEP ENGINEER:
WSP • FLACK+KURTZ
512 SEVENTH AVENUE
NEW YORK, NY 10011
TEL.: 212-532-9600

BUILDING ENVELOPE CONSULTANT:
GILSANZ MURRAY STEFICEK LLP
129 WEST 27th STREET
NEW YORK, NY 10001
TEL.: 212-254-0030

INTERIOR ARCHITECT:
DANIEL ROMUALDEZ • ARCHITECTS
119 WEST 23rd STREET
NEW YORK, NY 10011
TEL.: 212-989-8429

LIGHTING DESIGNER:
SBLD STUDIO
132 WEST 36th STREET
NEW YORK, NY 10018
TEL.: 212-391-4230

FACADE MAINTENANCE CONSULTANT:
ENTEK ENGINEERING, LLC
166 AMES STREET
HACKENSACK, NJ 07601
TEL.: 201-820-2801

ELEVATOR CONSULTANT:
vda
5 REGENT STREET
LIVINGSTON, NJ 07039
TEL.: 973-994-9220

GEOTECHNICAL CONSULTANT:
LANGAN ENGINEERING
RIVER DRIVE CENTER 1
ELMWOOD PARK, NJ 07407
TEL.: 201-794-6900

| No: | Date: | Revision: |
|---|---|---|
| | 10-10-12 | D.O.B. SUBMITTAL |
| | 04-20-12 | 100% DD |

NORTH ARROW | SCALE

KEY PLAN:
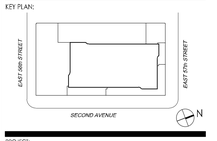


PROJECT:
252 EAST 57th STREET
NEW YORK, NY

TITLE:
ELEVATORS

SEAL & SIGNATURE:
ALONNA B. GLUS LICENSED ARCHITECT 020209 STATE OF NEW YORK

| SCALE: | AS SHOWN |
|---|---|
| DATE: | 09-02-11 |
| PROJECT No: | 2011-14 |
| FILE No: | 250 EAST 57th STREET |
| DRAWN BY: | |
| CHECKED BY: | |
| DWG. No.: | A-903.00 |
| | ____ OF ____ |

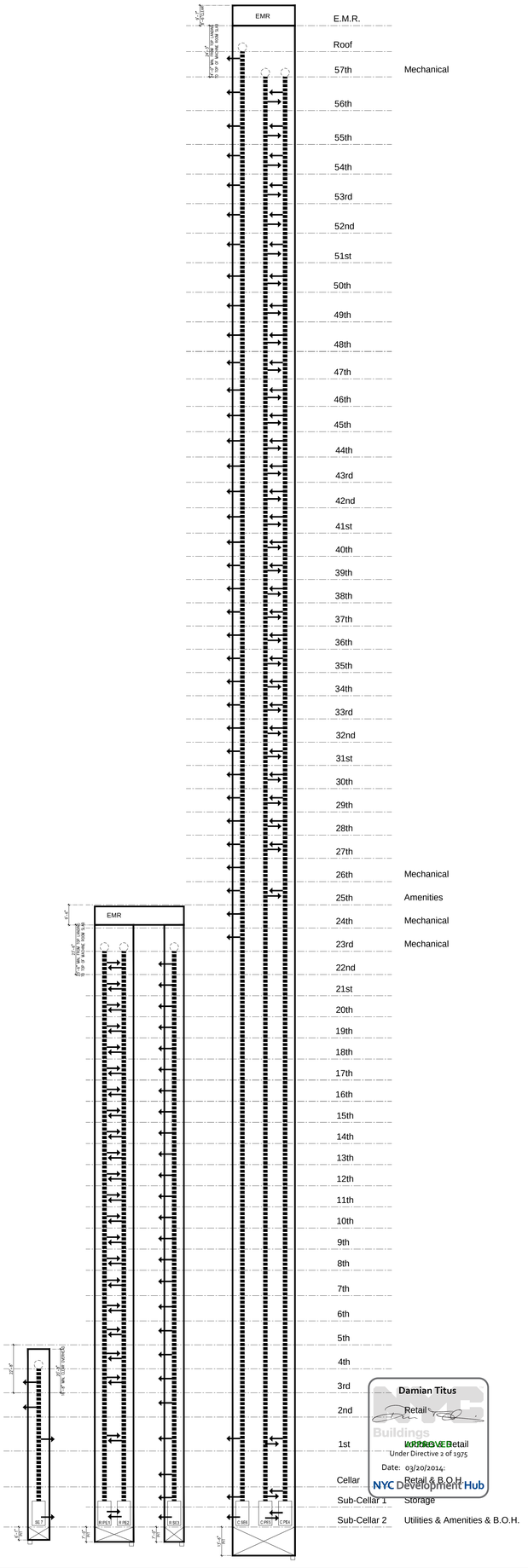


Damian Titus
Buildings
Under Directive 2 of 1975
Date: 03/20/2014:
NYC Development Hub

OWNER:

SNOWPLOW LLC
950 THIRD AVENUE
NEW YORK, NY 10022
TEL.: (212) 486-2000

ARCHITECT OF RECORD:

SLCE*Architects, LLP*
841 BROADWAY
NEW YORK, NY 10003
TEL.: 212-979-8400

DESIGN ARCHITECT:

SOM
14 WALL STREET
NEW YORK, NY 10005
TEL.: 212-298-9336

STRUCTURAL ENGINEER:

DESIMONE
18 WEST 18th STREET
NEW YORK, NY 10011
TEL.: 212-532-2211

MEP ENGINEER:

WSP • FLACK+KURTZ
512 SEVENTH AVENUE
NEW YORK, NY 10011
TEL.: 212-532-9600

BUILDING ENVELOPE CONSULTANT:

GMS
GILSANZ MURRAY STEFICEK LLP
129 WEST 27th STREET
NEW YORK, NY 10001
TEL.: 212-254-0030

INTERIOR ARCHITECT:

DANIEL ROMUALDEZ • ARCHITECTS
119 WEST 23rd STREET
NEW YORK, NY 10011
TEL.: 212-989-8429

LIGHTING DESIGNER:

SBLD STUDIO
132 WEST 36th STREET
NEW YORK, NY 10018
TEL.: 212-391-4230

FACADE MAINTENANCE CONSULTANT:

ENTEK ENGINEERING, LLC
166 AMES STREET
HACKENSACK, NJ 07601
TEL.: 201-820-2801

ELEVATOR CONSULTANT:

vda
5 REGENT STREET
LIVINGSTON, NJ 07039
TEL.: 973-994-9220

GEOTECHNICAL CONSULTANT:

LANGAN ENGINEERING
RIVER DRIVE CENTER 1
ELMWOOD PARK, NJ 07407
TEL.: 201-794-6900

| No: | Date: | Revision: |
|---|---|---|
| | 10-10-12 | D.O.B. SUBMITTAL |

NORTH ARROW | SCALE

KEY PLAN:

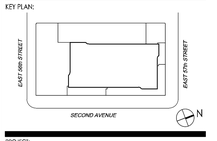


PROJECT:

252 EAST 57th STREET
NEW YORK, NY

TITLE:

SCHEMATIC
ELEVATOR SECTION

SEAL & SIGNATURE:

REGISTERED ARCHITECT
GLORIA B. GLAS
020201
STATE OF NEW YORK

| | |
|---|---|
| SCALE: | AS SHOWN |
| DATE: | 09-02-11 |
| PROJECT No: | 2011-14 |
| FILE No: | 250 EAST 57th STREET |
| DRAWN BY: | |
| CHECKED BY: | |
| DWG. No.: | A-906.00 |

___ OF ___

DEPT OF BLDGS 121305525 Job Number
B2000524230 Scan Code

# ELEVATOR INTERIORS

## FIINISHES

| ID | ITEM | MANUFACTURER | MODEL NO. | SIZE | COLOR / FINISH | NOTES |
|---|---|---|---|---|---|---|
| SOM FAB100 | LEATHER | DUALOY LEATHER | | | CAMEL, FORTE CREAM | |
| SOM GL102 | MIRRORED GLASS | | | 1/4" THICK | GREY/BLACK | SAFETY GLASS |
| SOM MTL101 | METAL | | | | GUNMETAL STEEL, BRUSHED | TO MATCH SOM'S SAMPLE |
| SOM PT101 | PAINT | TBD | | | WHITE | |
| SOM ST103 | STONE | L'EUROPEENNE DE MARBRE | | | BLACK CAMBRIAN, HONED | |
| | | | | | | |
| SLCE VCT | VINYL TILE | TBD | | | | |
| | | | | | | |
| | | | | | | |

## RENTAL PASSENGER ELEVATOR

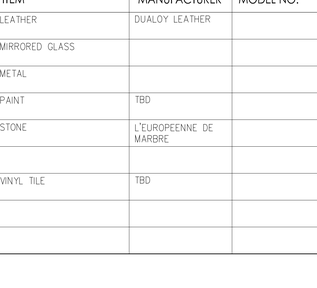


REFLECTED CEILNG PLAN

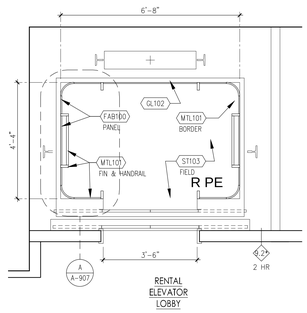


PLAN

## CONDO PASSENGER ELEVATOR

REFLECTED CEILNG PLAN

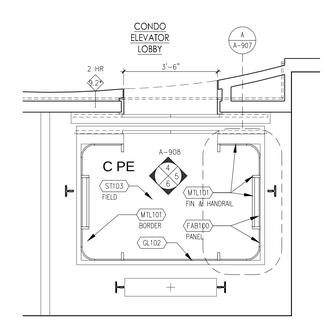


PLAN

## RENTAL SERVICE ELEVATOR




REFLECTED CEILNG PLAN

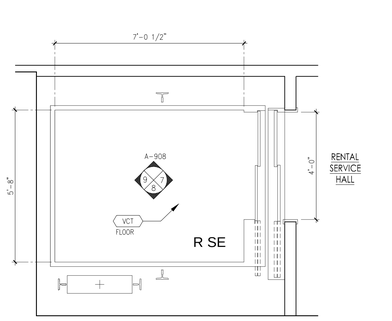


PLAN

## CONDO SERVICE ELEVATOR

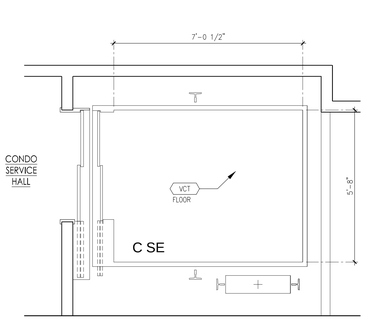


PLAN

## SERVICE ELEVATOR

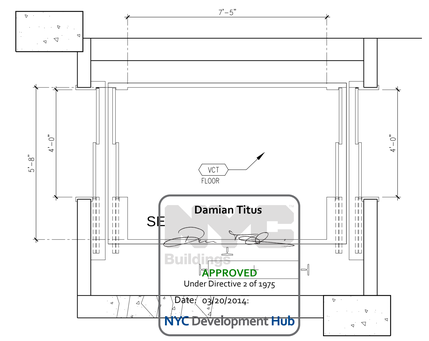


PLAN

OWNER:
SNOWPLOW LLC
950 THIRD AVENUE
NEW YORK, NY 10022
TEL.: (212) 486-2000

ARCHITECT OF RECORD:
SLCE*Architects, LLP*
841 BROADWAY
NEW YORK, NY 10003
TEL.: 212-979-8400

DESIGN ARCHITECT:
SOM
14 WALL STREET
NEW YORK, NY 10005
TEL.: 212-298-9336

STRUCTURAL ENGINEER:
DESIMONE
16 WEST 16th STREET
NEW YORK, NY 10011
TEL.: 212-532-2211

MEP ENGINEER:
WSP • FLACK+KURTZ
512 SEVENTH AVENUE
NEW YORK, NY 10011
TEL.: 212-532-9600

BUILDING ENVELOPE CONSULTANT:
GMS
GILSANZ MURRAY STEFICEK LLP
129 WEST 27th STREET
NEW YORK, NY 10001
TEL.: 212-254-0030

INTERIOR ARCHITECT:
DANIEL ROMUALDEZ • ARCHITECTS
119 WEST 23rd STREET
NEW YORK, NY 10011
TEL.: 212-989-8429

LIGHTING DESIGNER:
SBLD STUDIO
132 WEST 36th STREET
NEW YORK, NY 10018
TEL.: 212-391-4230

FACADE MAINTENANCE CONSULTANT:
ENTEK ENGINEERING, LLC
166 AMES STREET
HACKENSACK, NJ 07601
TEL.: 201-820-2801

ELEVATOR CONSULTANT:
vda
5 REGENT STREET
LIVINGSTON, NJ 07039
TEL.: 973-994-9220

GEOTECHNICAL CONSULTANT:
LANGAN ENGINEERING
RIVER DRIVE CENTER 1
ELMWOOD PARK, NJ 07407
TEL.: 201-794-6900

| No: | Date: | Revision: |
|---|---|---|
| | 10-10-12 | D.O.B. SUBMITTAL |

NORTH ARROW

SCALE 0' 1' 2' 4'

KEY PLAN:

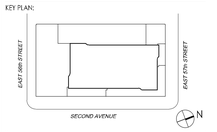


PROJECT:
252 EAST 57th STREET
NEW YORK, NY

TITLE:
ELEVATOR INTERIORS

SEAL & SIGNATURE:




| | |
|---|---|
| SCALE: | AS SHOWN |
| DATE: | 09-02-11 |
| PROJECT No: | 2011-14 |
| FILE No: | 250 EAST 57th STREET |
| DRAWN BY: | |
| CHECKED BY: | |
| DWG. No.: | A-907.00 |
| | OF |

DEPT OF BLDGS 121303523 Job Number
E-DEPT-2695699 Scan Code

# ELEVATOR INTERIORS

## RENTAL PASSENGER ELEVATOR

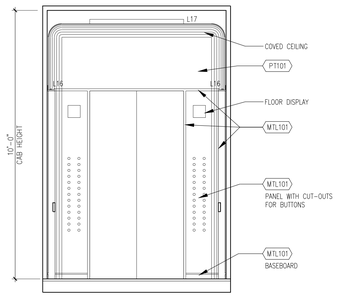


1 ELEVATION
1/2" = 1'-0"

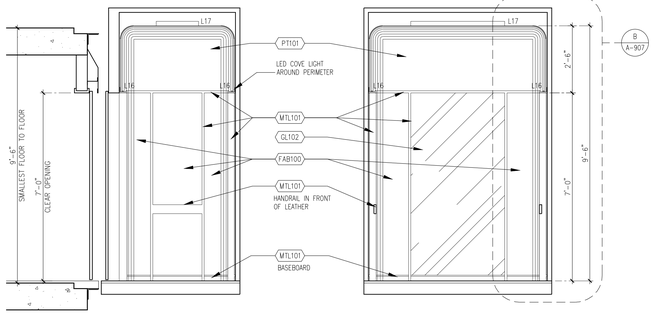


2 ELEVATION
1/2" = 1'-0"

3 ELEVATION
1/2" = 1'-0"

## CONDO PASSENGER ELEVATOR

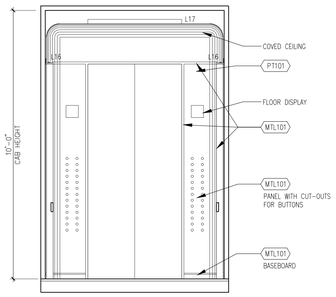


4 ELEVATION
1/2" = 1'-0"

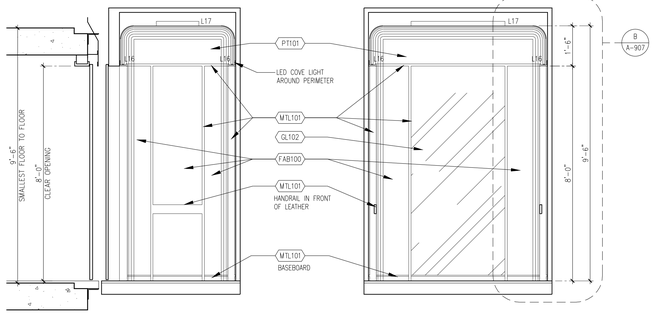


5 ELEVATION
1/2" = 1'-0"

6 ELEVATION
1/2" = 1'-0"

## SERVICE ELEVATOR

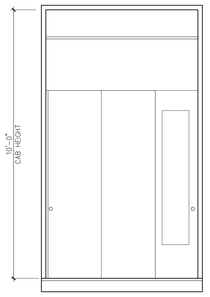


7 ELEVATION
1/2" = 1'-0"

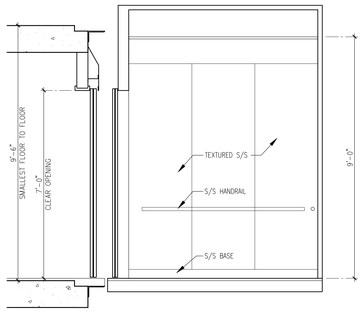


8 ELEVATION
1/2" = 1'-0"

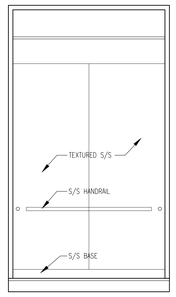


9 ELEVATION
1/2" = 1'-0"

## DETAILS

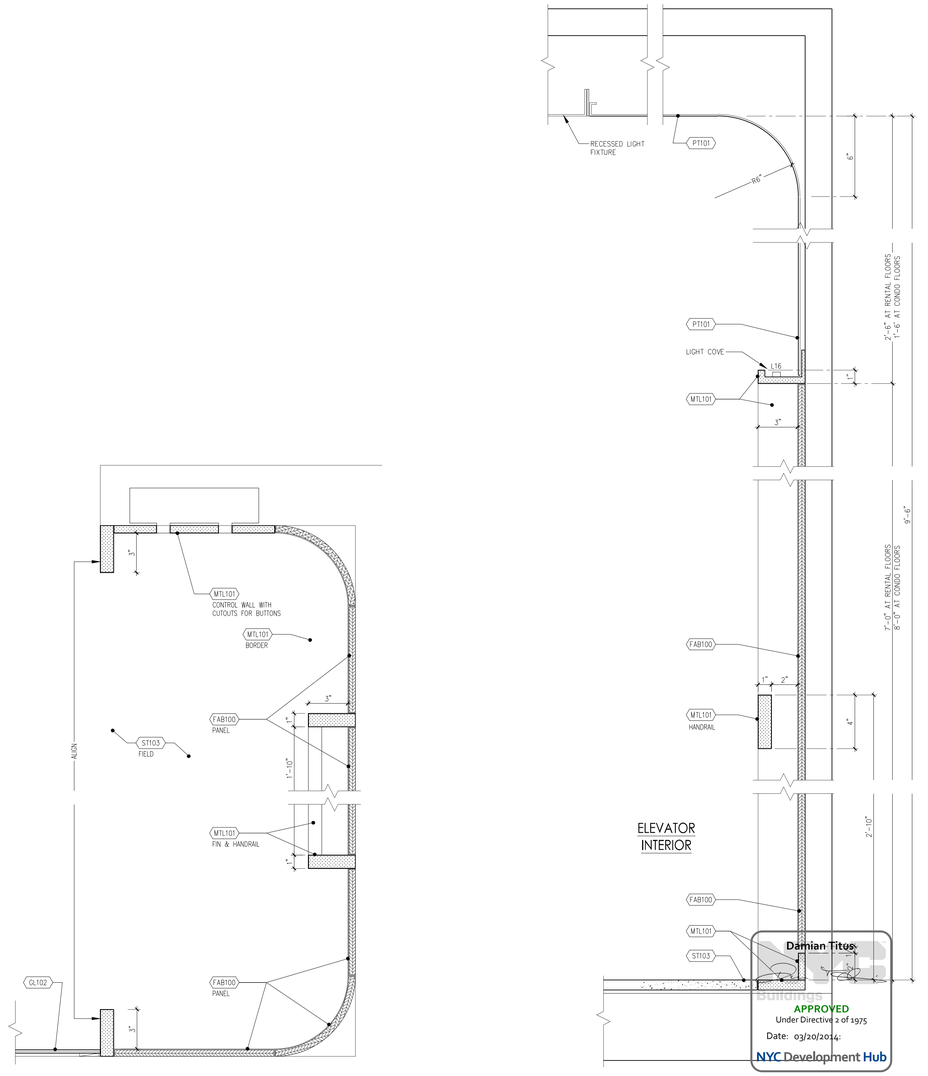


B SECTION
SCALE: 3" = 1'-0"




A PLAN DETAIL
SCALE: 3" = 1'-0"

Damian Titus
APPROVED
Under Directive 2 of 1975
Date: 03/20/2014:
NYC Development Hub

OWNER:
SNOWPLOW LLC
950 THIRD AVENUE
NEW YORK, NY 10022
TEL.: (212) 486-2000

ARCHITECT OF RECORD:
SLCE*Architects, LLP*
841 BROADWAY
NEW YORK, NY 10003
TEL.: 212-979-8400

DESIGN ARCHITECT:
SOM
14 WALL STREET
NEW YORK, NY 10005
TEL.: 212-298-9336

STRUCTURAL ENGINEER:
DESIMONE
16 WEST 18th STREET
NEW YORK, NY 10011
TEL.: 212-532-2211

MEP ENGINEER:
WSP • FLACK+KURTZ
512 SEVENTH AVENUE
NEW YORK, NY 10011
TEL.: 212-532-9600

BUILDING ENVELOPE CONSULTANT:
GMS
GILSANZ MURRAY STEFICEK LLP
129 WEST 27th STREET
NEW YORK, NY 10001
TEL.: 212-254-0030

INTERIOR ARCHITECT:
DANIEL ROMUALDEZ • ARCHITECTS
119 WEST 23rd STREET
NEW YORK, NY 10011
TEL.: 212-989-8429

LIGHTING DESIGNER:
SBLD STUDIO
132 WEST 36th STREET
NEW YORK, NY 10018
TEL.: 212-391-4230

FACADE MAINTENANCE CONSULTANT:
ENTEK ENGINEERING, LLC
166 AMES STREET
HACKENSACK, NJ 07601
TEL.: 201-820-2801

ELEVATOR CONSULTANT:
vda
5 REGENT STREET
LIVINGSTON, NJ 07039
TEL.: 973-994-9220

GEOTECHNICAL CONSULTANT:
LANGAN ENGINEERING
RIVER DRIVE CENTER 1
ELMWOOD PARK, NJ 07407
TEL.: 201-794-6900

| No: | Date: | Revision: |
|---|---|---|
| | 10-10-12 | D.O.B. SUBMITTAL |

NORTH ARROW | SCALE

KEY PLAN:

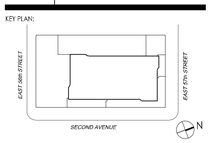


PROJECT:
252 EAST 57th STREET
NEW YORK, NY

TITLE:
ELEVATOR INTERIORS

SEAL & SIGNATURE:

REGISTERED ARCHITECT FLORA R. PU 020020 STATE OF NEW YORK

| | |
|---|---|
| SCALE: | AS SHOWN |
| DATE: | 09-02-11 |
| PROJECT No: | 2011-14 |
| FILE No: | 250 EAST 57th STREET |
| DRAWN BY: | |
| CHECKED BY: | |
| DWG. No.: | A-908.00 |

OF

# GENERAL NOTES

## I - CODES

1. BUILDING CODE OF THE CITY OF NEW YORK. INCLUDING LATEST AMENDMENTS (N.Y.C. CODE").
2. AMERICAN INSTITUTE OF STEEL CONSTRUCTION "SPECIFICATION FORSTRUCTURAL STEEL BUILDINGS – ALLOWABLE STRESS DESIGN AND PLASTIC DESIGN" JUNE 1, 1989 INCLUDING SUPPLEMENT #1. 2001 ("AISC SPECIFICATION"). AS MODIFIED BY CHAPTER 22 SECTION 2205 OF THE NYC BUILDING CODE.
3. AMERICAN CONCRETE INSTITUTE "BUILDING CODE REQUIREMENTS FOR STRUCTURAL CONCRETE" ACI 318-02 ("ACI") AS MODIFIED BY CHAPTER 19 OF THE NYC BUILDING CODE.

## II - MATERIALS

UNLESS OTHERWISE SHOWN OR NOTED ON DRAWINGS:

1. STRUCTURAL STEEL:
   ALL ROLLED SHAPES: ASTM A572 OR A992, GRADE 50
   ALL PLATES AND CONNECTION MATERIAL: ASTM A36
   ALL TUBULAR SECTIONS: ASTM A500, GRADE B
   ALL PIPE SECTIONS: ASTM A53, GRADE B
   ANCHOR BOLTS, U.O.N.: ASTM F1554
2. METAL DECK:
   FABRICATE FROM ASTM A611 OR ASTM A653 STEEL WITH ASTM A653 G60 GALVANIZING. SIZE AND GRADE AS NOTED ON DRAWINGS. U.O.N., FLOOR DECKING SHALL BE COMPOSITE DECK WITH CONFIGURATION THAT PERMITS FULL AISC SHEAR CONNECTOR VALUE.
3. SHEAR CONNECTIONS:
   ¾" DIAMETER X _____ HEADED STUDS, U.O.N.
4. CAST-IN-PLACE CONCRETE:
   FOUNDATIONS: 6 KSI NORMAL WT.
   SLABS ON GROUND: AS NOTED ON DRAWINGS
   FORMED SLABS: AS NOTED ON DRAWINGS
   SLABS ON METAL DECK: 3 KSI LT. WT. 115 PCF
   COLUMNS AND WALLS: AS NOTED ON DRAWINGS
   ENCASEMENT OF STRUCTURAL STEEL: _ KSI NORMAL WT.
5. REINFORCEMENT:
   DEFORMED BARS: ASTM A615, GRADE 60.
   WELDED WIRE FABRIC: ASTM A185.
   WELDED DEFORMED WIRE FABRIC: ASTM A467, GRADE 60.
6. WELDING ELECTRODES: E70XX LOW HYDROGEN.
7. BOLTING MATERIALS: ASTM A325 OR F1852 (TWIST-OFF TYPE). OR A490. U.O.N.
8. LIGHT GAGE FRAMING: ASTM ASTM A653; GRADE 50 FOR 16 GAGE AND HEAVIER, GRADE 33 FOR 18 GAGE AND LIGHTER: WITH G60 GALVANIZING.

## III - GENERAL

1. NOTES, TYPICAL DETAILS AND SCHEDULES APPLY TO ALL STRUCTURAL WORK UNLESS OTHERWISE NOTED. FOR CONDITIONS NOT SPECIFICALLY SHOWN, PROVIDE DETAILS OF A SIMILAR NATURE. VERIFY APPLICABILITY BY SUBMITTING SHOP DRAWINGS FOR REVIEW.
2. STRUCTURAL DRAWINGS SHALL BE USED IN CONJUNCTION WITH THE SPECIFICATIONS, ARCHITECTURAL AND MECHANICAL DRAWINGS. IF THERE IS A DISCREPANCY BETWEEN DRAWINGS IT IS THE CONTRACTOR'S RESPONSIBILITY TO NOTIFY THE ENGINEER PRIOR TO PERFORMING WORK.
3. DO NOT SCALE DRAWINGS TO OBTAIN DIMENSIONAL INFORMATION.
4. SEE ARCHITECTURAL DRAWINGS AND SPECIFICATIONS FOR WATER/DAMPROOFING AND FIREPROOFING DETAILS AND REQUIREMENTS.
5. TOP OF CONCRETE SLABS ARE AT FLOOR REFERENCE ELEVATIONS EXCEPT AS NOTED. FOR FLOOR REFERENCE ELEVATIONS SEE COLUMN SCHEDULE.
6. THESE DRAWINGS DO NOT DEFINE SCOPE OF CONTRACTS. SEE CONSTRUCTION MANAGER'S [or CONTRACT if no CM] DOCUMENTS.
7. AT ALL TIMES THE CONTRACTOR SHALL BE SOLELY RESPONSIBLE FOR THE CONDITIONS OF THE JOBSITE INCLUDING SAFETY OF PERSONS AND PROPERTY. THE ARCHITECT'S OR ENGINEER'S PRESENCE OR REVIEW OF WORK DOES NOT INCLUDE THE ADEQUACY OF THE CONTRACTOR'S MEANS OR METHODS OF CONSTRUCTION.
8. SHORING, BRACING AND PROTECTION OF EXISTING AND ADJACENT STRUCTURES DURING CONSTRUCTION IS THE SOLE RESPONSIBILITY OF THE CONTRACTOR. PROTECT AND MAINTAIN THE INTEGRITY OF ADJACENT STREETS, BUILDINGS AND STRUCTURES.
9. ALL EXISTING DIMENSIONS AND LOCATIONS OF EXISTING STRUCTURES SHOWN ON THE DRAWINGS SHALL BE VERIFIED BY FIELD MEASUREMENTS. ANY DISCREPANCIES SHALL BE REPORTED TO THE ENGINEER.
10. DRAWINGS HAVE BEEN PREPARED BASED ON AVAILABLE KNOWLEDGE OF EXISTING CONDITIONS. IF, DURING DEMOLITION, EXCAVATION OR CONSTRUCTION, ACTUAL CONDITIONS ARE DISCOVERED TO DIFFER FROM THOSE INDICATED ON DRAWINGS, ENGINEER SHALL BE NOTIFIED.

## IV - FOUNDATION NOTES

1. PIERS, MATS, FOOTINGS SHALL BEAR ON ROCK WITH A MINIMUM BEARING CAPACITY OF 40 TSF.
2. WALL FOOTINGS SHALL BEAR ON ROCK WITH A MINIMUM BEARING CAPACITY OF 40 TSF.
3. NO BACKFILL SHALL BE PLACED AGAINST FOUNDATION WALLS UNLESS SUPPORTING SLABS ARE IN PLACE AND SET OR THE WALLS ARE ADEQUATELY BRACED.
4. UNDERPINNING OF EXISTING ADJACENT FOUNDATIONS MAY BE REQUIRED. ALL ENGINEERING, DESIGNS AND MEANS AND METHODS OF CONSTRUCTION RELATED TO UNDERPINNING ARE THE SOLE RESPONSIBILITY OF THE CONTRACTOR.
5. DEWATERING OF THE SITE DURING CONSTRUCTION IS THE SOLE RESPONSIBILITY OF THE CONTRACTOR. PRECAUTIONS SHALL BE TAKEN BY THE CONTRACTOR NOT TO UNDERMINE EXISTING FOUNDATIONS. METHOD OF DEWATERING AND CALCULATIONS FOR THE APPROPRIATE SYSTEM ARE THE SOLE RESPONSIBILITY OF THE CONTRACTOR.
6. ALL FOOTINGS AND PIERS ARE TO BE CENTERED ON COLUMNS ABOVE, U.O.N.
7. PROVIDE DOWELS IN FOUNDATIONS FOR ALL WALLS, COLUMNS, AND SHEAR WALLS OF SAME NUMBER AND SIZE AS THE VERTICAL REINFORCEMENT ABOVE, U.O.N.
8. PROVIDE WATERSTOPS IN ALL VERTICAL CONSTRUCTION JOINTS IN BASEMENT WALLS.
9. SLABS ON GROUND SHALL BE PLACED ON SELECT FILL COMPACTED TO 95 PERCENT MODIFIED PROCTOR MAXIMUM DRY DENSITY (ASTM D1557).
10. FOOTING AND PIER ELEVATIONS SHOWN ON THE DRAWINGS HAVE BEEN ESTIMATED USING THE GEOTECHINICAL REPORT. ACTUAL ELEVATIONS OF FOOTING AND PIER BOTTOMS WILL BE DETERMINED BY FIELD CONDITIONS.

## V - UNDERPINNING NOTES

1. CONTRACTOR SHALL RETAIN THE SERVICE OF A PROFESSIONAL ENGINEER REGISTERED IN THE STATE OF NEW YORK TO PREPARE SIGNED AND SEALED DESIGN DRAWINGS AND CALCULATIONS FOR ALL REQUIRED UNDERPINNING OF ADJACENT STRUCTURES. THE CONTRACTOR SHALL FILE THE DRAWINGS WITH THE BUILDING DEPARTMENT.
2. SUBMIT COPY OF FILED DRAWINGS TO DESIMONE FOR INFORMATION ONLY. ALL UNDERPINNING WORK SHALL BE SUBJECT TO SPECIAL INSPECTION IN ACCORDANCE WITH LOCAL CODE REQUIREMENTS.
3. THE FULL SCOPE OF THIS WORK IS TO BE DETERMINED BY THE CONTRACTOR BY THE REVIEW OF ALL AVAILABLE DOCUMENTATION SUCH AS SURVEYS, GEOTECHNICAL REPORTS AND THE LIKE AND BY SITE REVIEW PRIOR TO BIDDING.
4. THE CONTRACTOR IS SOLELY RESPONSIBLE FOR THE SAFETY OF ALL EXISTING ADJACENT BUILDINGS, STRUCTURES, SIDEWALKS, VAULTS AND THE LIKE DURING AND AS A RESULT OF UNDERPINNING OPERATIONS.

## VI - CONCRETE NOTES

1. REINFORCING STEEL SHALL HAVE A MINIMUM CLEAR COVER AS FOLLOWS, U.O.N. IN DRAWINGS:

   CONCRETE POURED AGAINST EARTH......................3"

   CONCRETE EXPOSED TO EARTH OR WEATHER:
   #5 OR SMALLER.........................................1½"
   #6 OR LARGER..........................................2"

   CONCRETE NOT EXPOSED TO WEATHER OR IN CONTACT WITH GROUND:
   COLUMNS (TIES AND MAIN REINFORCING)................1½"
   SLABS, WALLS, JOISTS #14 OR #18 BARS...............1½"
   #11 OR SMALLER.......................................¾"
   BEAMS (STIRRUPS AND MAIN REINF)....................1½"

   CLEAR COVER SHALL BE CLEARLY SHOWN ON ALL REBAR DETAIL DRAWINGS.
2. ALL REINFORCEMENT SHALL BE SECURELY HELD IN POSITION WHILE PLACING CONCRETE. IF NECESSARY, ADDITIONAL BARS SHALL BE PROVIDED BY THE CONTRACTOR TO FURNISH SUPPORT.
3. THE CONTRACTOR SHALL VERIFY THE DIMENSIONS AND LOCATIONS OF ALL OPENINGS, PIPE SLEEVES, ETC. AS REQUIRED BY ALL TRADES, BEFORE THE CONCRETE IS POURED. THE CONTRACTOR SHALL CONSULT THE ARCHITECTURAL, MECHANICAL, AND ELECTRICAL DRAWINGS, AS WELL AS THE STRUCTURAL DRAWINGS FOR THE LOCATION, NUMBER, AND SIZE OF ALL OPENINGS, SLEEVES, ETC. HOWEVER, OPENINGS NOT SHOWN ON THE STRUCTURAL DRAWINGS SHALL BE INSTALLED ONLY AFTER APPROVAL BY THE STRUCTURAL ENGINEER IS OBTAINED.
4. LOCATION OF ALL CONSTRUCTION JOINTS NOT SHOWN IN DRAWINGS SHALL BE SUBMITTED TO ENGINEER FOR APPROVAL PRIOR TO DETAILING OF REINFORCING. ALL CONSTRUCTION JOINTS TO BE CLEARLY SHOWN IN REBAR DETAIL DRAWINGS. ENGINEER MAY REQUIRE ADDITIONAL REINFORCING AT CONSTRUCTION JOINTS.
5. DIMENSIONS "Ld" AS NOTED ON DRAWINGS SHALL BE AS FOLLOWS:

**BEAMS**

| BAR SIZE | BOTTOM BARS | OTHER BARS |
|---|---|---|
| #3 | 13 | 17 |
| #4 | 17 | 23 |
| #5 | 22 | 28 |
| #6 | 26 | 34 |
| #7 | 38 | 49 |
| #8 | 43 | 56 |
| #9 | 48 | 63 |
| #10 | 54 | 71 |
| #11 | 60 | 78 |

**COLUMNS**

| BAR SIZE | Ld |
|---|---|
| #3 | 13 |
| #4 | 17 |
| #5 | 22 |
| #6 | 26 |
| #7 | 38 |
| #8 | 43 |
| #9 | 48 |
| #10 | 54 |
| #11 | 60 |

TABLE ASSUMPTIONS:

1. f'c = 5 ksi
2. A MINIMUM CLEAR COVER AS SHOWN IN NOTE 1 ABOVE
3. A MINIMUM CLEAR SPACING OF 3" BETWEEN ANY BARS
4. fy = 60 ksi
5. NORMAL WEIGHT CONCRETE
6. FOR WALLS:
   CASE 1 = CLEAR SPACING ≥ 2db AND CLEAR COVER ≥ db
   CASE 2 = OTHER THAN CASE 1

**WALLS**

| BAR SIZE | VERTICAL BARS | | HORIZONTAL BARS | |
|---|---|---|---|---|
| | CASE 1 | CASE 2 | CASE 1 | CASE 2 |
| #3 | 13 | 20 | 17 | 25 |
| #4 | 17 | 26 | 23 | 34 |
| #5 | 22 | 32 | 28 | 42 |
| #6 | 26 | 39 | 34 | 50 |
| #7 | 38 | 56 | 49 | 73 |
| #8 | 43 | 64 | 56 | 83 |
| #9 | 48 | 72 | 63 | 94 |
| #10 | 54 | 81 | 70 | 106 |
| #11 | 60 | 90 | 78 | 117 |

**SLABS / MATS**

| BAR SIZE | THICKNESS 12" OR LESS | THICKNESS GREATER THEN 12" | |
|---|---|---|---|
| | ALL BARS | BOTTOM BARS | OTHER BARS |
| #3 | 13 | 13 | 17 |
| #4 | 17 | 17 | 23 |
| #5 | 22 | 22 | 28 |
| #6 | 26 | 26 | 34 |
| #7 | 56 | 56 | 73 |
| #8 | 64 | 64 | 83 |
| #9 | 72 | 72 | 94 |
| #10 | 81 | 81 | 106 |
| #11 | 90 | 90 | 117 |

FOR:
f'c = 3 ksi Ld = 1.29 x TABLE VALUE
f'c = 4 ksi Ld = 1.12 x TABLE VALUE
f'c = 6 ksi Ld = 0.91 x TABLE VALUE
f'c = 8 ksi Ld = 0.79 x TABLE VALUE
f'c = 10 ksi Ld = 0.71 x TABLE VALUE
f'c = 12 ksi Ld = 0.64 x TABLE VALUE

6. ALL LAP SPLICES SHALL BE 1.3Ld UNLESS NOTED OTHERWISE ON DRAWINGS.
7. FOR LIGHTWEIGHT AGGREGATE CONCRETE, MULTIPLY THE TABULATED VALUES BY 1.3.
8. FOR EPOXY-COATED BARS, MULTIPLY THE TABULATED VALUES BY 1.5.
9. COMBINATIONS OF EFFECTS DUE TO CONCRETE STRENGTH, CONCRETE WEIGHT, AND EPOXY BARS ARE CUMULATIVE. Ld SHALL BE MULTIPLIED BY EACH FACTOR TO FIND THE CORRECT VALUE.
10. ACI DOES NOT PERMIT LAP SPLICES OF #14 OR #18 BARS. BARS OF THIS SIZE SHALL BE COUPLED BY ACCEPTABLE MECHANICAL MEANS.
11. DOWEL BAR SUBSTITUTIONS SHALL BE PERMITTED PROVIDED THAT MANUFACTURER'S DATA SUPPORTS FULL TENSION SPLICES.
12. ALL SLEEVES AND PENETRATIONS SHALL BE PROVIDED BY THE SUB-CONTRACTOR REQUIRING THE OPENING.
13. CONCRETE COLUMN LENGTH ADJUSTMENT FOR ELASTIC SHORTENING, SHRINKAGE AND CREEP EFFECTS SHALL BE DISCUSSED WITH THE CONCRETE CONTRACTOR.
14. CONDUIT PLACED IN CONCRETE SLABS MUST BE PLACED IN ACCORDANCE WITH THE FOLLOWING GUIDELINES:

    a. CONTRACTOR SHALL NOT INSTALL CONDUIT THAT IS NOT SHOWN ON MECHANICAL DRAWINGS.
    b. DO NOT CROSS MORE THAN ONE LAYER OF CONDUIT OVER ANOTHER IN ANY GIVEN AREA.
    c. PLACE CENTROID OF CONDUIT OR CONDUIT GROUP AT THE MID-HEIGHT OF THE SLAB.
    d. CONDUIT OR CONDUIT GROUP CAN NOT EXTEND OUTSIDE THE MIDDLE ⅓ OF THE SLAB.
    e. MAINTAIN A MINIMUM CLEAR SPACING BETWEEN THE CONDUIT OF 3 DIAMETERS. THIS REQUIREMENT APPLIES EXCEPT WHERE CONDUITS ACCUMULATE AT "TURN DOWNS". THE CONDITIONS AT "TURN DOWN" LOCATIONS MUST BE EVALUATED AT EACH LOCATION BY THE STRUCTURAL ENGINEER. "TURN DOWNS" CAN NOT OCCUR AT COLUMN OR BUTTRESS LOCATIONS.
    f. DO NOT PLACE ANY CONDUIT IN THE SLAB WITHIN 36" FROM THE EDGE OF ANY COLUMN OR WALL ABOVE OR BELOW THE SLAB.
    g. SLAB REINFORCEMENT MUST NOT BE MOVED, CUT, OR BENT TO ACCOMMODATE CONDUIT PLACEMENT.
    h. CONDUIT IS NOT TO RUN THROUGH OR WITHIN A COLUMN OR WALL.
    i. ALUMINUM CONDUIT SHALL NOT BE EMBEDDED IN A SLAB UNLESS IT IS EFFECTIVELY COATED.

    IF THE ABOVE REQUIREMENTS ARE ALL MET, CONDUIT LOCATIONS NEED NOT BE REVIEWED BY THE STRUCTURAL ENGINEER. ANY DEVIATIONS MUST BE SUBMITTED ON A SHOP DRAWING FOR APPROVAL BY THE STRUCTURAL ENGINEER PRIOR TO CONDUIT PLACEMENT.

    THE FOLLOWING CASES MUST BE SUBMITTED FOR REVIEW BY THE STRUCTURAL ENGINEER:

    a. LOCATIONS OF ANY CONDUIT LARGER THAN 2" IN OUTSIDE DIAMETER.
    b. LOCATIONS OF ANY BUNDLED CONDUITS.

## VII - STEEL NOTES

1. BOLTED CONNECTIONS: BOLTS ARE TO BE A325 OR A490 SLIP CRITICAL. CLASS A. FLOOR BEAM CONNECTIONS TO OTHER BEAMS OR GIRDERS CAN BE MADE WITH BEARING CONNECTIONS. MINIMUM DIAMETER OF ALL BOLTS SHALL BE ¾", MAX. DIA. 1⅛". PROVIDE AT LEAST 2 BOLTS PER CONNECTION.

   UNLESS OTHERWISE NOTED IN PLAN, DETAIL FLOOR MEMBER CONNECTIONS FOR THE FOLLOWING VERTICAL REACTIONS:

| SHAPE | MINIMUM REACTIONS (KIPS) TO GIRDERS | MINIMUM REACTIONS (KIPS) TO COLUMNS | MINIMUM NUMBER OF ROWS |
|---|---|---|---|
| W8,C8 | 12 | 17 | 2 |
| W10,C10 | 15 | 20 | 2 |
| W12,C12 | 20 | 25 | 2 |
| W14 | 25 | 30 | 3 |
| W16 | 30 | 38 | 3 |
| W18 | 36 | 46 | 3 |
| W21 | 46 | 58 | 4 |
| W24 | 57 | 72 | 4 |
| W27 | 70 | 85 | 5 |
| W30 | 85 | 100 | 6 |
| W33 | 100 | 120 | 7 |
| W36 | 115 | 135 | 8 |

2. END CONNECTIONS OF FLOOR MEMBERS SHALL ACCOMMODATE END ROTATIONS OF SIMPLE, UNRESTRAINED BEAMS. FOR THIS PURPOSE, INELASTIC ACTION IN THE CONNECTION IS PERMITTED.
3. COPED OR CUT ENDS OF MEMBERS SHALL BE REINFORCED WHERE REQUIRED TO SUSTAIN THE SPECIFIED REACTIONS.
4. FABRICATE AND ERECT FLOOR MEMBERS WITH NATURAL CAMBER UP.
5. SHORING OF FLOOR MEMBERS TO CONTROL SLAB THICKNESS, FLOOR LEVEL AND OTHER TOLERANCES, AND CONCRETE PONDING IS THE CONTRACTOR'S OPTION. FLOORS TO BE POURED SO AS TO MAINTAIN UNIFORM SLAB THICKNESS ACROSS TOP OF STEEL MEMBERS
6. STRUCTURAL STEEL CONTRACTOR TO PROVIDE DECK SUPPORT ANGLES AS REQUIRED.
7. UNLESS OTHERWISE SHOWN ON DRAWINGS, SIZE OF WELDS SHALL NOT BE SMALLER THAN ¼".
8. FABRICATION AND ERECTION CONSIDERATIONS – THE FOLLOWING ITEMS WILL BE DEFINED AT A PRE-DETAILING CONFERENCE WITH THE STEEL CONTRACTOR:

   a) STEEL COLUMN LENGTH ADJUSTMENT FOR ELASTIC SHORTENING EFFECTS.

   ii) STEEL TRUSS CAMBERING.

   iii) ELEMENTS AFFECTED BY STEEL ERECTION PROCEDURE, SUCH AS MEMBER SIZES, CONNECTIONS, SPLICES, BASE PLATES, ANCHOR BOLTS, ROCK ANCHORS, ETC.

   iv) ERECTION PROCEDURES AND SEQUENCES WITH REGARD TO TEMPERATURE EFFECTS.
9. THE CONTRACTOR SHALL PROVIDE, AT NO ADDITIONAL COST, ALL ADDITIONAL STEEL, CONNECTIONS, GUYING, ETC. REQUIRED FOR ERECTION.
10. UNLESS SPECIFICALLY NOTED, STEEL DETAILS SHOWN ON THE DRAWINGS ARE FOR CONCEPT ONLY AND DO NOT INDICATE REQUIRED NUMBER OF BOLTS, SIZE OF WELDS, ETC.
11. MEMBERS MAY ONLY BE SPLICED WHERE SPECIFICALLY DETAILED ON ACCEPTED SHOP DRAWINGS.
12. FIELD CUTTING OF STRUCTURAL STEEL IS NOT PERMITTED EXCEPT WITH THE PRIOR APPROVAL OF THE ENGINEER.
13. BOLTS, NUTS AND WASHERS FOR STEEL PERMANENTLY EXPOSED TO WEATHER SHALL BE GALVANIZED, SEE SPECIFICATIONS.

## VIII - METAL DECK NOTES

1. U.O.N., ALL METAL DECKING HAS BEEN DESIGNED FOR UNSHORED CONSTRUCTION. WHERE POSSIBLE, DECK SHALL EXTEND OVER TWO OR MORE SPANS.
2. DECK SUPPLIER SHALL FURNISH ANY AND ALL SCREEDS, CLOSURES, POUR STOPS, COLUMN CLOSURES, CANT STRIPS, RIDGE AND VALLEY PLATES, SUMPS, ETC. AS REQUIRED FOR COMPLETE INSTALLATION OF DECK.
3. COMPOSITE FLOOR DECK SHALL BE WELDED TO ALL SUPPORTING MEMBERS WITH ¾" DIA. PUDDLE WELDS OR #12 TEKS SELF-DRILLING FASTENERS AT 12" O.C. SHEAR STUDS SHALL BE CONSIDERED TO REPLACE WELDS. FASTEN SIDE LAPS AS REQUIRED IN SPECIFICATIONS.
4. ROOF DECK SHALL BE WELDED TO ALL SUPPORTING MEMBERS WITH ⅝" DIA. PUDDLE WELDS AT 18" O.C. OR #12 TEKS SELF-DRILLING FASTENERS @ 12" O.C. FASTEN SIDE LAPS AS REQUIRED IN SPECIFICATIONS FOR SPANS OVER 5'-0".
5. FORM DECK SHALL BE WELDED TO ALL SUPPORTING MEMBERS USING 16 GAGE WELD WASHERS WITH ⅜" DIA. HOLES IN PATTERN AS RECOMMENDED BY DECK MANUFACTURER. FASTEN SIDE LAPS WITH SCREWS AT 36" MAX FOR SPANS OVER 5'-0".
6. PROVIDE 2" MIN LAPS AND END BEARING FOR ALL DECKING.
7. UNFRAMED OPENINGS, IN FLOOR OR ROOF DECKS, LARGER THAN 6" PERPENDICULAR TO SPAN OF DECK SHALL BE REINFORCED.

## IX - SURVEYING

1. PRIOR TO REMOVING RESHORES THE UNDERSIDE OF THE SLAB SHALL BE SURVEYED TO DETERMINE THE RELATIVE ELEVATION OF THE SLAB. AT A MINIMUM, SURVEY POINTS ARE TO BE LOCATED NEXT TO COLUMNS AND AT CENTER OF COLUMN STRIPS AND MIDDLE STRIPS. SLAB EDGES AND CANTILEVERS ARE TO BE SURVEYED AT POINTS OF THEORETICAL MAXIMUM AND MINIMUM DEFLECTIONS WITHIN EACH SPAN. SURVEYOR IS TO SUBMIT A GENERAL LAYOUT OF POINTS TO ENGINEER FOR APPROVAL PRIOR TO SURVEYING THE SLABS. ADDITIONAL POINTS MAY BE REQUIRED AT ENGINEER'S DISCRETION. THE C.M. IS TO CONTRACT OUT THE SURVEYING SERVICE TO A SURVEYOR NOT AFFILIATED WITH THE CONCRETE CONTRACTOR. THE COST OF THIS SURVEY IS TO BE INCLUDED IN THE CONSTRUCTION COST.

## X - MASONRY NOTES

1. STRUCTURAL CONCRETE MASONRY, AS SHOWN ON THESE DRAWINGS, SHALL HAVE A COMPRESSIVE STRENGTH (F'M) OF 2500 PSI.
2. MASONRY UNITS SHALL CONFORM TO ASTM C90, TYPE II, NORMAL WEIGHT, HOLLOW UNLESS SPECIFICALLY NOTED OTHERWISE ON THESE DRAWINGS, WITH A UNIT STRENGTH AS REQUIRED TO ACHIEVE COMPRESSIVE STRENGTH SPECIFIED ABOVE.
3. MORTAR SHALL CONFORM TO ASTM C270, TYPE M OR S FOR ABOVE GRADE, TYPE M FOR BELOW GRADE.
4. GROUT FOR FILLED CELLS SHALL CONFORM TO ASTM C476 WITH 3000 PSI STRENGTH AT 28 DAYS. CELLS SHALL BE GROUTED IN INCREMENTS NOT EXCEEDING 5 FEET VERTICALLY. FILL ALL CELLS BELOW GRADE.
5. VERTICAL REINFORCING SHALL BE ASTM A615, GRADE 60 DEFORMED BARS. MINIMUM LAP SPLICES SHALL BE AS FOLLOWS:

   # 3 BARS – 1'-6"
   # 4 BARS – 2'-0"
   # 5 BARS – 2'-6"
   # 6 BARS – 3'-0"
6. HORIZONTAL REINFORCING SHALL BE NO. 9 GAGE "DUROWALL" OR EQUIVALENT AND SHALL BE PLACED EVERY OTHER COURSE U.O.N.
7. ALL BLOCK SHALL BE PLACED IN RUNNING BOND.

## XI - SPECIAL INSPECTIONS

OWNER WILL ENGAGE AND PAY FOR A SPECIAL INSPECTOR AND AN INDEPENDENT TESTING AGENCY TO PERFORM THE FOLLOWING SPECIAL INSPECTION AND TESTING AS SPECIFIED ON THE APPLICABLE SECTIONS OF THE NEW YORK CITY BUILDING CODE, CHAPTER 17, SECTION 1704. TECHNICAL REPORT STATEMENT OF RESPONSIBILITY TR-1 FORM SHALL BE FILLED WITH THE BUILDING DEPARTMENT FOR APPROVAL OF SPECIAL INSPECTOR. IT IS THE CONTRACTOR'S RESPONSIBILITY TO PROVIDE ADEQUATE PRIOR NOTICE FOR COMPLETION OF INSPECTIONS.

1. CONCRETE:
   ALL CONCRETE WORK SHALL BE SUBJECT TO SPECIAL INSPECTION BY OR UNDER THE DIRECT SUPERVISION OF A LICENSED PROFESSIONAL ENGINEER AS REQUIRED BY SUBCHAPTERS 1704.4 AND 1905.3 AND TABLE 1704.4 OF THE N.Y.C. BUILDING CODE.
   A. THE OWNER SHALL ENGAGE A LICENSED PROFESSIONAL ENGINEER, APPROVED BY THE ENGINEER OF RECORD, TO SUPERVISE THE TESTING OF THE MATERIALS AND THE INSPECTION OF CONCRETE CONSTRUCTION.
   B. THE PRELIMINARY TEST FOR CONTROLLED CONCRETE SHALL BE MADE IN ACCORDANCE WITH SUBCHAPTER 1905.3 OF SECTION 1905 OF THE N.Y.C. BUILDING CODE AND THE APPROVED DESIGN MIXES FILED ON TECHNICAL REPORT TR-3. NO CONCRETE SHALL BE PLACED BEFORE ACCEPTANCE BY ENGINEER.
   C. QUALITY CONTROL AND INSPECTION OF MATERIALS AND OF BATCHING SHALL BE MADE IN ACCORDANCE WITH SUBCHAPTER 1905.3 OF SECTION 1905 OF THE N.Y.C. BUILDING CODE.
   D. ALL FIELD TESTS AND INSPECTIONS SHALL BE PERFORMED AS REQUIRED BY SUBCHAPTER 1905.6 OF SECTION 1905 OF THE N.Y.C. BUILDING CODE. CONCRETE TEST CYLINDER RESULTS SHALL BE FILED ON TECHNICAL REPORT TR-2.
   E. PRIOR TO PERMIT OWNER TO ENGAGE CONCRETE TESTING AGENCY FOR TR-2 AND TR-3 FORMS.
2. SOILS:
   INSPECT SUBGRADE FOR FOUNDATIONS, PIERS AND WALLS PER SECTION 1704.7.1 OF THE N.Y.C. BUILDING CODE.
3. STEEL:
   INSPECT WELDING OPERATIONS AND TENSIONING OF HIGH STRENGTH BOLTS PER SECTIONS 1704.3.1 THROUGH 1704.3.3 AND SECTION 1715 OF THE N.Y.C. BUILDING CODE.
4. PILING:
   INSPECT PILE DRIVING AND TESTING OPERATIONS PER SUBCHAPTER 1704.8 OF THE N.Y.C. BUILDING CODE.
5. STRUCTURAL MASONRY:
   INSPECT MASONRY CONSTRUCTION PER SECTION 1704.5 AND TABLES 1704.5.1 AND 1704.5.3 OF THE N.Y.C. BUILDING CODE. TESTING SHALL COMPLY WITH REQUIREMENTS OF ACI 530/ASCE 5/TMS 402 AS CITED BY REFERENCE STANDARD RS 10.

## XII - SYMBOLS USED ON DRAWINGS

| | SYMBOL | DESCRIPTION |
|---|---|---|
| 1. | U.O.N. | DENOTES "UNLESS OTHERWISE NOTED". |
| 2. | F \| F | DENOTES FINISHED (MILLED) SURFACES. |
| 3. | (C = ) | DENOTES CAMBER OF FLOOR MEMBERS. |
| 4. | T | DENOTES TENSION. |
| | C | DENOTES COMPRESSION. |
| | T/C | DENOTES TENSION OR COMPRESSION. |
| 5. | (.......) | DENOTES MEMBER ELEVATION IF OTHER THAN BASELINE ESTABLISHED ON DRAWING OR TOP OF PILE CAP ELEVATION. |
| 6. | [..] | DENOTES NUMBER OF SHEAR STUDS, EQUALLY SPACED. |
| 7. | V | DENOTES SHEAR FORCE (KIPS). |
| | F | DENOTES AXIAL FORCE (KIPS). |
| | M | DENOTES MOMENT (KIP-FT). |
| 8. | LD | DENOTES LENGTH AS PREVIOUSLY DEFINED IN CONCRETE NOTES. |
| 9. | BP | DENOTES BEAM PENETRATION. SEE DWG. S-___ FOR TYPICAL DETAIL AND SCHEDULE. |
| 10. | ⟵⟶ | DENOTES SPAN DIRECTION OF METAL DECK. |
| 11. | CP | DENOTES COMPLETE PENETRATION WELD. |
| 12. | PP | DENOTES PARTIAL PENETRATION WELD. PROPORTIONED TO RESIST THE SPECIFIED FORCE. |
| 13. | OR | DENOTES MOMENT CONNECTION U.O.N. DETAIL CONNECTION FOR FULL MOMENT CAPACITY OF BEAM. |
| 14. | FB | DENOTES W8x10 FILLER BEAM. |
| 15. | LB | DENOTES LATERAL BRACE. |
| 16. | EG | DENOTES TS6x4x¼ ELEVATOR GUIDE RAIL DIVIDER BEAM. TOP OF STEEL IS 2" BELOW TOP OF SUPPORTING STEEL MEMBERS. SEE TYPICAL DETAIL WHEN SUPPORTED BY CONCRETE ELEMENTS. PAINT PER SPECIFICATIONS. 4" DIMENSION IS PLAN DIMENSION. |
| 17. | T.O.STL. | DENOTES 'TOP OF STEEL'. |
| 18. | T.O.SL. | DENOTES 'TOP OF SLAB'. |

## MWFRS WIND DESIGN CRITERIA

THE DESIGN, DETAILS, AND NOTES HEREIN ARE IN COMPLIANCE WITH CHAPTER 16 OF THE 2008 NYC BUILDING CODE.

| |
|---|
| WIND IMPORTANCE FACTOR, Iw: 1 |
| OCCUPANCY CATEGORY: II |
| EXPOSURE: B |
| BASIC WIND SPEED: 98 MPH (HURRICANE-PRONE REGION) |
| DESIGN BASE SHEAR: 4010 k E/W, 1720 k N/S |
| DESIGN OVERTURNING MOMENT: 1660000 k-ft E/W, 711000 k-ft N/S |
| ANALYSIS PROCEDURE: METHOD II – ANALYTICAL |

## SEISMIC DESIGN CRITERIA

THE DESIGN, DETAILS, AND NOTES HEREIN ARE IN COMPLIANCE WITH CHAPTER 16 OF THE 2008 NYC BUILDING CODE.

| |
|---|
| SEISMIC IMPORTANCE FACTOR, Ie: 1.25 |
| SEISMIC USE GROUP: II |
| SEISMIC DESIGN CATEGORY: B |
| MAPPED SPECTRAL RESPONSE ACCELERATIONS: Ss = 0.365g , S1 = 0.071g |
| SITE CLASS: A – SOIL HAS NO POTENTIAL FOR LIQUIFACTION |
| SPECTRAL RESPONSE COEFFICIENTS: Sds = 0.195, Sd1 = 0.038 |
| BASIC SEISMIC FORCE RESISITING SYSTEM: ORDINARY REINFORCED CONCRETE SHEAR WALLS |
| DESIGN BASE SHEAR, V: 1308 k |
| SEISMIC RESPONSE COEFFICIENT, Cs: 0.010 |
| RESPONSE MODIFICATION FACTOR, R: 5.00 |
| ANALYSIS PROCEDURE: EQUIVALENT LATERAL FORCE |
| FUNDAMENTAL PERIOD OF BUILDING, T: 4.57s |

## LOADING SCHEDULE (PSF)•

| STORY | LOCATION | DL (PSF) | SDL (PSF) | LL (PSF) | COMMENTS |
|---|---|---|---|---|---|
| SUBCELLAR | PARKING | 125 | 20 | 200 | |
| | MECHANICAL | 75 | 20 | 150 | |
| | POOL | 75 | 20 | 100 | |
| CELLAR | RETAIL | 125 | 20 | 100 | |
| | MECHANICAL | 125 | 20 | 150 | |
| 1ST FLOOR | RETAIL | 150 | 50 | 100 | |
| | LOBBY | 150 | 20 | 100 | |
| | VEHICULAR DROP OFF | 150 | 40 | 100 | |
| | LOADING DOCK | 200 | 40 | 600 | |
| | STORAGE | 150 | 50 | 100 | |
| 2ND FLOOR | RETAIL TYPICAL | 150 | 20 | 100 | |
| | RETAIL AT TRANSFER SLAB | 300 | 20 | 100 | |
| | ACCESSIBLE ROOF | 150 | 40 | 100 | |
| 3RD FLOOR | RESIDENTIAL | 150 | 20 | 40 | |
| | STORAGE | 150 | 20 | 100 | |
| | MECHANICAL | 150 | 20 | 150 | |
| | OFFICE | 150 | 20 | 50 | |
| 4TH FLOOR | RESIDENTIAL | 150 | 20 | 40 | |
| 5TH FLOOR | RESIDENTIAL | 150 | 20 | 40 | |
| | BASKETBALL COURT | 150 | 75 | 100 | |
| | COMMON AREAS | 150 | 20 | 100 | |
| 6TH FLOOR | RESIDENTIAL | 150 | 20 | 40 | |
| 7TH FLOOR | RESIDENTIAL | 150 | 20 | 40 | |
| | INTERIOR COMMON AREA | 150 | 20 | 100 | |
| | EXTERIOR TERRACE | 150 | 40 | 100 | |
| 8TH-22ND FLOORS | RESIDENTIAL | 113 | 20 | 40 | |
| 23RD FLOOR | TYPICAL MECHANICAL | 150 | 20 | 150 | |
| | MECHANICAL THICKENED SLAB | 175 | 20 | 150 | |
| 24TH FLOOR | MECHANICAL | 150 | 20 | 150 | |
| 25TH FLOOR | INTERIOR AMENITIES | 125 | 20 | 100 | |
| 26TH FLOOR | MECHANICAL | 150 | 20 | 150 | |
| 27TH-48TH FLOORS | RESIDENTIAL | 113 | 20 | 40 | |
| | BALCONY | 88 | 40 | 60 | |
| 49TH FLOOR | RESIDENTIAL | 113 | 20 | 40 | |
| | TANK ROOM | 175 | 20 | 150 | |
| 50TH-55TH FLOORS | RESIDENTIAL | 113 | 20 | 40 | |
| | BALCONY | 88 | 40 | 60 | |
| 56TH FLOOR | MECHANICAL | 150 | 20 | 150 | |
| 57TH FLOOR (MAIN ROOF) | MECHANICAL | 150 | 40 | 150 | |
| EMR FLOOR | MECHANICAL | 150 | 20 | 150 | |
| BULKHEAD ROOF | EXTERIOR | 113 | 40 | 30 | |

# DRAWING INDEX


| DRAWING NUMBER | DESCRIPTION |
|---|---|
| GENERAL NOTES AND LOAD MAPS | |
| S-001 | GENERAL NOTES |
| FO-002 | TRANSIT AUTHORITY NOTES |
| FOUNDATION | |
| FO-100 | FOUNDATION/SUBCELLAR2 FLOOR PLAN |
| FO-101 | SUBCELLAR FLOOR PLAN |
| FO-102 | CELLAR FLOOR PLAN |
| FO-111 | TYPICAL FOUNDATION DETAILS |
| FO-112 | FOUNDATION SECTIONS AND DETAILS |
| FO-113 | FOUNDATION SECTIONS AND DETAILS |
| FO-121 | MAT FOUNDATION PART PLAN, SECTIONS, AND DETAILS |
| FO-122 | MAT FOUNDATION SECTIONS AND DETAILS |
| SUPERSTRUCTURE | |
| S-201 | 1ST FLOOR PLAN |
| S-202 | 2ND FLOOR PLAN |
| S-203 | 3RD FLOOR PLAN |
| S-204 | 4TH FLOOR PLAN |
| S-205 | 5TH FLOOR PLAN |
| S-206 | 6TH FLOOR PLAN |
| S-207 | 7TH FLOOR PLAN |
| S-208 | 8TH – 14TH FLOOR PLAN |
| S-215 | 15TH – 22ND FLOOR PLAN |
| S-223 | 23RD FLOOR PLAN |
| 2-224 | 24TH FLOOR PLAN |
| S-225 | 25TH FLOOR PLAN |
| S-226 | 26TH FLOOR PLAN |
| S-227 | 27TH – 32ND FLOOR PLAN |
| S-233 | 33RD – 41ST FLOOR PLAN |
| S-242 | 42ND – 46TH FLOOR PLAN |
| S-247 | 47TH – 48TH FLOOR PLAN |
| S-249 | 49TH FLOOR PLAN |
| S-250 | 50TH FLOOR PLAN |
| S-251 | 51ST – 54TH FLOOR PLAN |
| S-255 | 55TH FLOOR PLAN |
| S-256 | 56TH – 57TH FLOOR PLAN |
| S-257 | MAIN ROOF FLOOR PLAN |
| S-258 | EMR FLOOR PLAN |
| S-259 | BULKHEAD ROOF PLAN |
| COLUMN SCHEDULE | |
| S-401 | COLUMN SCHEDULE |
| S-402 | COLUMN SCHEDULE |
| S-403 | CONCRETE COLUMN DETAILS |
| S-404 | SHEAR WALL LAYOUT AND REINFORCEMENT PLANS |
| S-405 | SHEAR WALL LAYOUT AND REINFORCEMENT PLANS |
| S-406 | SHEAR WALL LAYOUT AND REINFORCEMENT PLANS |
| S-407 | SHEAR WALL LAYOUT AND REINFORCEMENT PLANS |
| S-408 | SHEAR WALL LAYOUT AND REINFORCEMENT PLANS |
| S-409 | SHEAR WALL LAYOUT AND REINFORCEMENT PLANS |
| S-410 | OUTRIGGER WALL PART PLANS AND SECTIONS |
| S-411 | OUTRIGGER WALL PART PLANS AND SECTIONS |
| S-421 | SHEAR WALL DETAILS |
| S-422 | SHEAR WALL DETAILS |
| S-431 | SHEAR WALL ELEVATIONS |
| S-441 | LINK BEAM SCHEDULE AND DETAILS |
| TYPICAL CONCRETE DETAILS | |
| S-501 | TYPICAL CONCRETE DETAILS |
| S-502 | TYPICAL CONCRETE DETAILS |
| S-503 | TYPICAL CONCRETE DETAILS |


Damian Titus
Buildings
APPROVED
Under Directive 2 of 1975
Date: 03/20/2014:
NYC Development Hub

DEPT OF BLDGS 121328321 Job Number
ES394298451 Scan Code


OWNER:
SNOWPLOW LLC
950 THIRD AVENUE
NEW YORK, NY 10022
TEL.: (212) 486-2000

ARCHITECT OF RECORD:
SLCEArchitects, LLP
841 BROADWAY
NEW YORK, NY 10003
TEL.: (212) 979-8400
FAX.: (212) 979-8387

DESIGN ARCHITECT:
SOM
14 WALL STREET
NEW YORK, NY 10005
TEL.: 212.298.9336
FAX.: 212.298.9500

STRUCTURAL ENGINEER:
DESIMONE
18 WEST 18TH STREET, 10TH FLOOR
NEW YORK, NY 10011
TEL.: (212) 532-2211
FAX.: (212) 481-6108

MEP ENGINEER:
WSP • FLACK+KURTZ
512 SEVENTH AVENUE
NEW YORK, NY 10011
TEL.: (212) 532-9600

BUILDING ENVELOPE CONSULTANT:
GMS
GILSANZ MURRAY STEFICEK LLP
129 WEST 27th STREET
NEW YORK, NY 10001
TEL.: (212) 254-0030


| No: | Date: | Revision: |
|---|---|---|
| 5 | 10/10/12 | DOB FILING |
| 4 | 08/28/12 | FOUNDATION & SUPERSTRUCTURE BID SET |
| 3 | 04/20/12 | 100% DESIGN DEVELOPMENT |
| 2 | 10/14/11 | 100% SCHEMATIC DESIGN |
| 1 | 09/02/11 | 50% SCHEMATIC DESIGN |

NORTH ARROW
SCALE

KEY PLAN:

PROJECT:
252 EAST 57th STREET
NEW YORK, NY

TITLE:
GENERAL NOTES
AND
INDEX OF DRAWINGS

SEAL & SIGNATURE:
STATE OF NEW YORK
STEPHEN V. DeSIMONE
No. 074933
LICENSED PROFESSIONAL ENGINEER

| | |
|---|---|
| SCALE: | N.T.S. |
| DATE: | 09/02/11 |
| PROJECT No: | 5514 |
| FILE No: | |
| DRAWN BY: | VEF |
| CHECKED BY: | |
| DWG. No.: | S-001.00 |

01 OF ----

CITY OF BLDGS 121305323 Job Number

BIN# 1024241 Block 1309

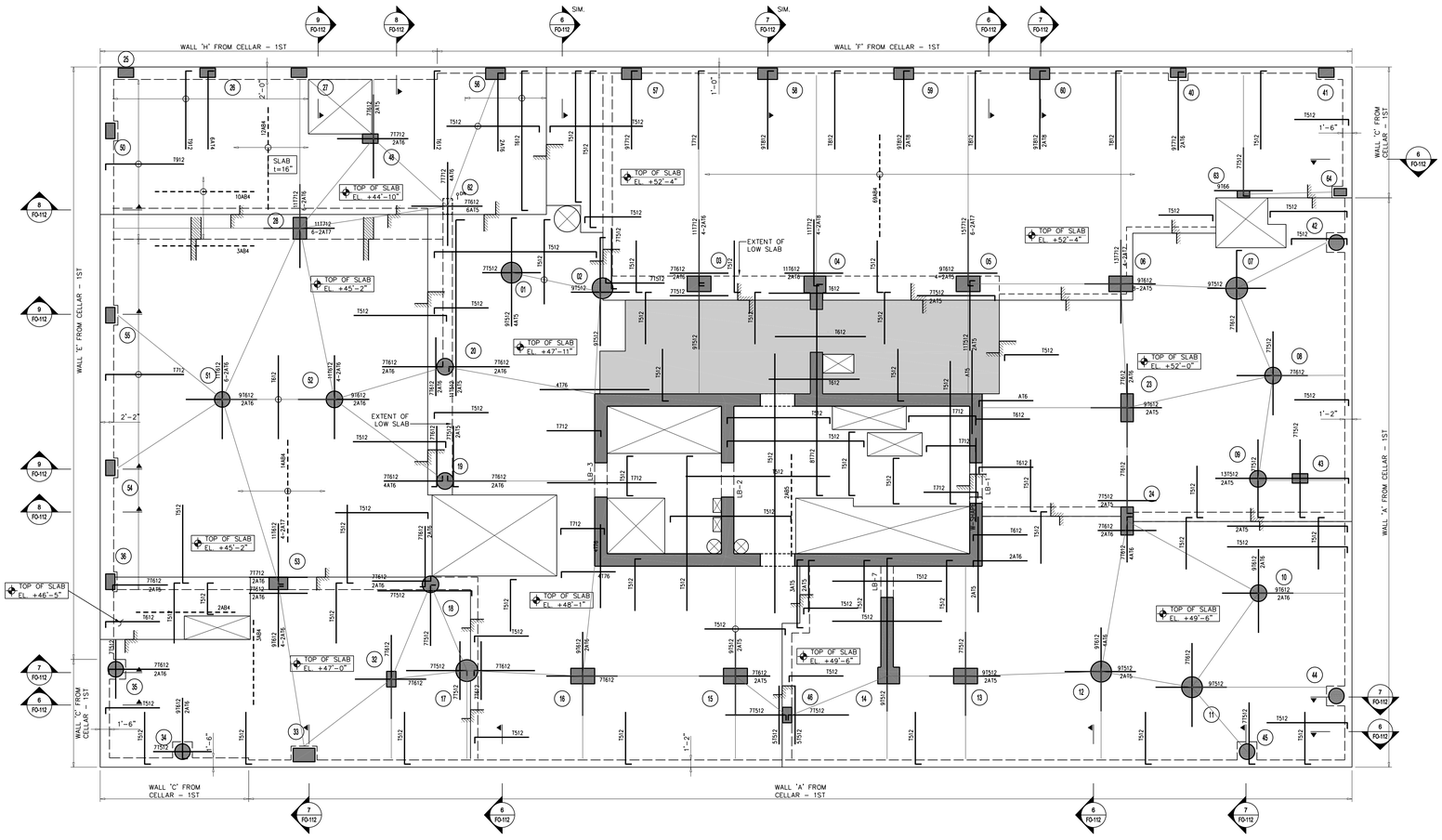


| SLAB THICKNESS U.O.N.: |
|---|
| t = 12" |
| SLAB CONCRETE STRENGTH: |
| f'c = 9 ksi |
| TOP OF SLAB ELEVATION U.O.N.: |
| SEE COLUMN SCHEDULE |

**DRAWING NOTES:**

1. FOR GENERAL NOTES SEE S-001.
2. FOR COLUMN SCHEDULE AND DETAILS SEE DRAWINGS S-401 TO S-403.
3. FOR SHEAR WALL PLANS SEE S-404 TO S-409. FOR SHEAR WALL DETAILS SEE S-421. FOR SHEAR WALL ELEVATIONS SEE S-431.
4. FOR TYPICAL CONCRETE DETAILS SEE S-501 TO S-503.
5. FOR 12" SLAB, PROVIDE #5@12" O.C. BOTTOM BARS E.W., AB DENOTES ADD'L BOTTOM BARS. PROVIDE #5@12" O.C. MID STRIP TOP BARS, AT DENOTES ADD'L TOP BARS.
6. FOR 16" SLAB, PROVIDE #6@12" O.C. BOTTOM BARS E.W., AB DENOTES ADD'L BOTTOM BARS. PROVIDE #6@12" O.C. MID STRIP TOP BARS, AT DENOTES ADD'L TOP BARS.
7. OUTERMOST REINFORCING RUNS NORTH – SOUTH.
8. FOR LINK BEAM SCHEDULE AND DETAILS SEE S-441.
9. CONCRETE STRENGTH OF SHEAR WALLS AND TO MATCH STRENGTH OF COLUMNS.
10. CONTRACTOR TO LOCATE AND VERIFY ALL OPENINGS THROUGH SLAB FROM ARCHITECTURAL AND MEP DRAWINGS.
11. **T** DENOTES COLUMN TRANSFER.
12. **W** DENOTES COLUMN WALK.
13. FOR FOUNDATION SECTIONS SEE F0-111 TO F0-113.
14. FOR FOUNDATION WALL SIZES AND REINFORCING SEE SCHEDULE ON F0-100.

APPROVED
Department of Buildings
Date: 03/20/2014
NYC Development Hub

OWNER:
SNOWPLOW LLC
950 THIRD AVENUE
NEW YORK, NY 10022
TEL.: (212) 486-2000

ARCHITECT OF RECORD:
SLCE*Architects, LLP*
841 BROADWAY
NEW YORK, NY 10003
TEL.: (212) 979-8400
FAX.: (212) 979-8387

DESIGN ARCHITECT:
SOM
14 WALL STREET
NEW YORK, NY 10005
TEL.: 212.298.9336
FAX.: 212.298.9500

STRUCTURAL ENGINEER:
DESIMONE
18 WEST 18TH STREET, 10TH FLOOR
NEW YORK, NY 10011
TEL.: (212) 532-2211
FAX.: (212) 481-6108

MEP ENGINEER:
WSP • FLACK+KURTZ
512 SEVENTH AVENUE
NEW YORK, NY 10011
TEL.: (212) 532-9600

BUILDING ENVELOPE CONSULTANT:
GMS
GILSANZ MURRAY STEFICEK LLP
129 WEST 27th STREET
NEW YORK, NY 10001
TEL.: (212) 254-0030

| No: | Date: | Revision: |
|---|---|---|
| 6 | 10/10/12 | DOB FILING |
| 5 | 08/28/12 | FOUNDATION & SUPERSTRUCTURE BID SET |
| 4 | 04/20/12 | 100% DESIGN DEVELOPMENT |
| 3 | 03/28/12 | DD PROGRESS |
| 2 | 10/14/11 | 100% SCHEMATIC DESIGN |
| 1 | 09/02/11 | 50% SCHEMATIC DESIGN |

NORTH ARROW | SCALE

KEY PLAN:

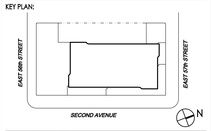


PROJECT:
# 252 EAST 57th STREET NEW YORK, NY

TITLE:
## 1ST FLOOR PLAN

SEAL & SIGNATURE:

| | |
|---|---|
| SCALE: | 1/8"=1'-0" |
| DATE: | 09/02/11 |
| PROJECT No: | 5514 |
| FILE No: | |
| DRAWN BY: | VEF |
| CHECKED BY: | |
| DWG. No.: | S-201.00 |

11 of —

CITY OF BLDGS 121305525 Job Number

B1000020180 Work Order

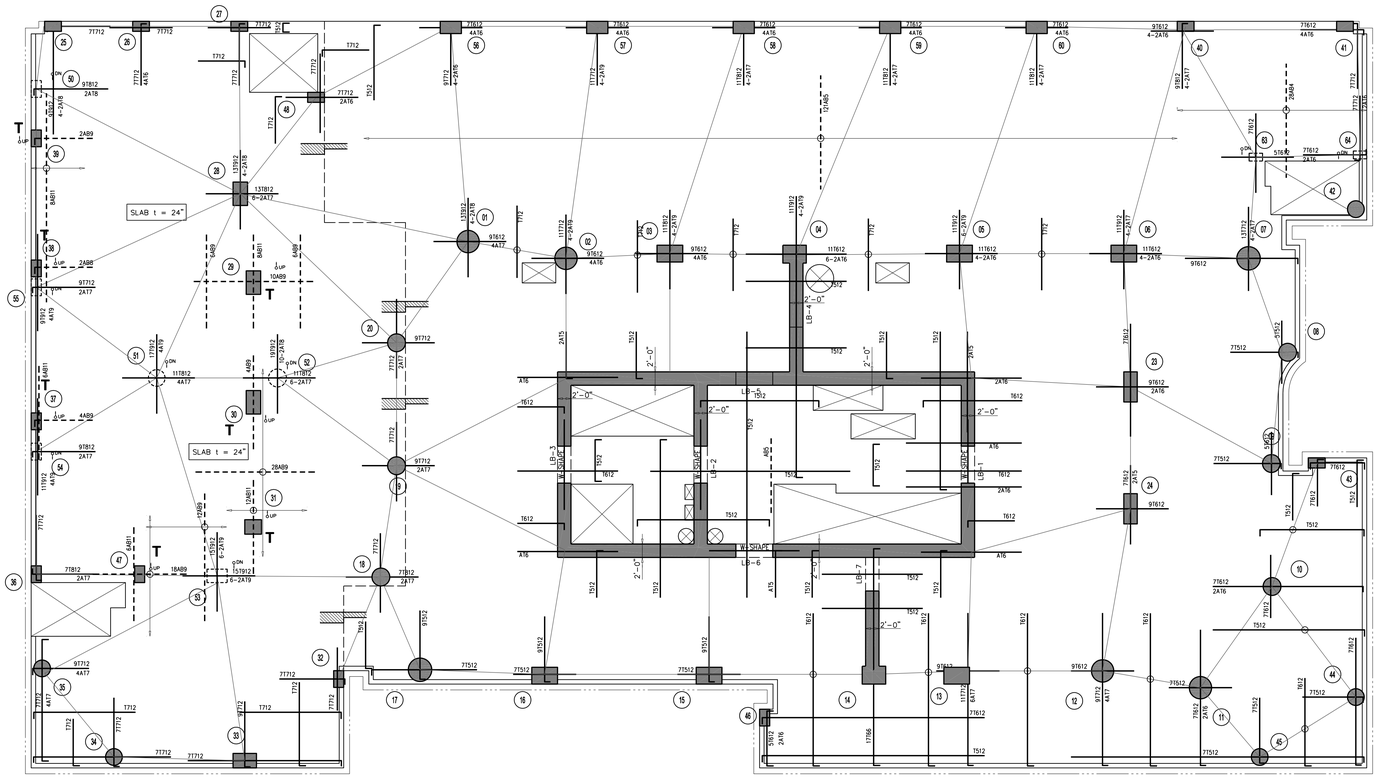


| SLAB THICKNESS U.O.N.: |
|---|
| t = 12" |
| SLAB CONCRETE STRENGTH: |
| f'c = 9 ksi |
| TOP OF SLAB ELEVATION U.O.N.: |
| SEE COLUMN SCHEDULE |

**DRAWING NOTES:**

1. FOR GENERAL NOTES SEE S-001.
2. FOR COLUMN SCHEDULE AND DETAILS SEE DRAWINGS S-401 TO S-403.
3. FOR SHEAR WALL PLANS SEE S-404 TO S-409. FOR SHEAR WALL DETAILS SEE S-421. FOR SHEAR WALL ELEVATIONS SEE S-431.
4. FOR TYPICAL CONCRETE DETAILS SEE S-501 TO S-503.
5. FOR 12" SLAB, PROVIDE #5@12" O.C. BOTTOM BARS E.W., AB DENOTES ADD'L BOTTOM BARS. PROVIDE #5@12" O.C. MID STRIP TOP BARS, AT DENOTES ADD'L TOP BARS.
6. FOR 24" SLAB, PROVIDE #7@12" O.C. BOTTOM BARS E.W., AB DENOTES ADD'L BOTTOM BARS. PROVIDE #7@12" O.C. MID STRIP TOP BARS, AT DENOTES ADD'L TOP BARS.
7. OUTERMOST REINFORCEMENT RUNS NORTH - SOUTH.
8. FOR LINK BEAM SCHEDULE AND DETAILS SEE S-441.
9. CONCRETE STRENGTH OF SHEAR WALLS AND TO MATCH STRENGTH OF COLUMNS.
10. CONTRACTOR TO LOCATE AND VERIFY ALL OPENINGS THROUGH SLAB FROM ARCHITECTURAL AND MEP DRAWINGS.
11. **T** DENOTES COLUMN TRANSFER.
12. **W** DENOTES COLUMN WALK.

Damian Titus
APPROVED
NYC Development Hub

OWNER:

SNOWPLOW LLC
950 THIRD AVENUE
NEW YORK, NY 10022
TEL.: (212) 486-2000

ARCHITECT OF RECORD:

SLCE*Architects, LLP*
841 BROADWAY
NEW YORK, NY 10003
TEL.: (212) 979-8400
FAX.: (212) 979-8387

DESIGN ARCHITECT:

SOM
14 WALL STREET
NEW YORK, NY 10005
TEL.: 212.298.9336
FAX.: 212.298.9500

STRUCTURAL ENGINEER:

DESIMONE
18 WEST 18TH STREET, 10TH FLOOR
NEW YORK, NY 10011
TEL.: (212) 532-2211
FAX.: (212) 481-6108

MEP ENGINEER:

WSP • FLACK+KURTZ
512 SEVENTH AVENUE
NEW YORK, NY 10011
TEL.: (212) 532-9600

BUILDING ENVELOPE CONSULTANT:

GMS
GILSANZ MURRAY STEFICEK LLP
129 WEST 27th STREET
NEW YORK, NY 10001
TEL.: (212) 254-0030

| No. | Date: | Revision: |
|---|---|---|
| 6 | 10/10/12 | DOB FILING |
| 5 | 08/28/12 | FOUNDATION & SUPERSTRUCTURE BID SET |
| 4 | 04/20/12 | 100% DESIGN DEVELOPMENT |
| 3 | 03/28/12 | DD PROGRESS |
| 2 | 10/14/11 | 100% SCHEMATIC DESIGN |
| 1 | 09/02/11 | 50% SCHEMATIC DESIGN |

NORTH ARROW | SCALE

KEY PLAN:

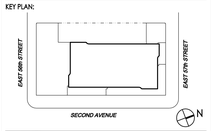


PROJECT:

252 EAST 57th STREET
NEW YORK, NY

TITLE:

2ND FLOOR PLAN

SEAL & SIGNATURE:

STATE OF NEW YORK · DAMIAN V. D'AMICO · 076933 · LICENSED PROFESSIONAL ENGINEER

| | |
|---|---|
| SCALE: | 1/8"=1'-0" |
| DATE: | 09/02/11 |
| PROJECT No: | 5514 |
| FILE No: | |
| DRAWN BY: | VEF |
| CHECKED BY: | |
| DWG. No.: | S-202.00 |

12 of —

Architects and Engineers Professional Corporation

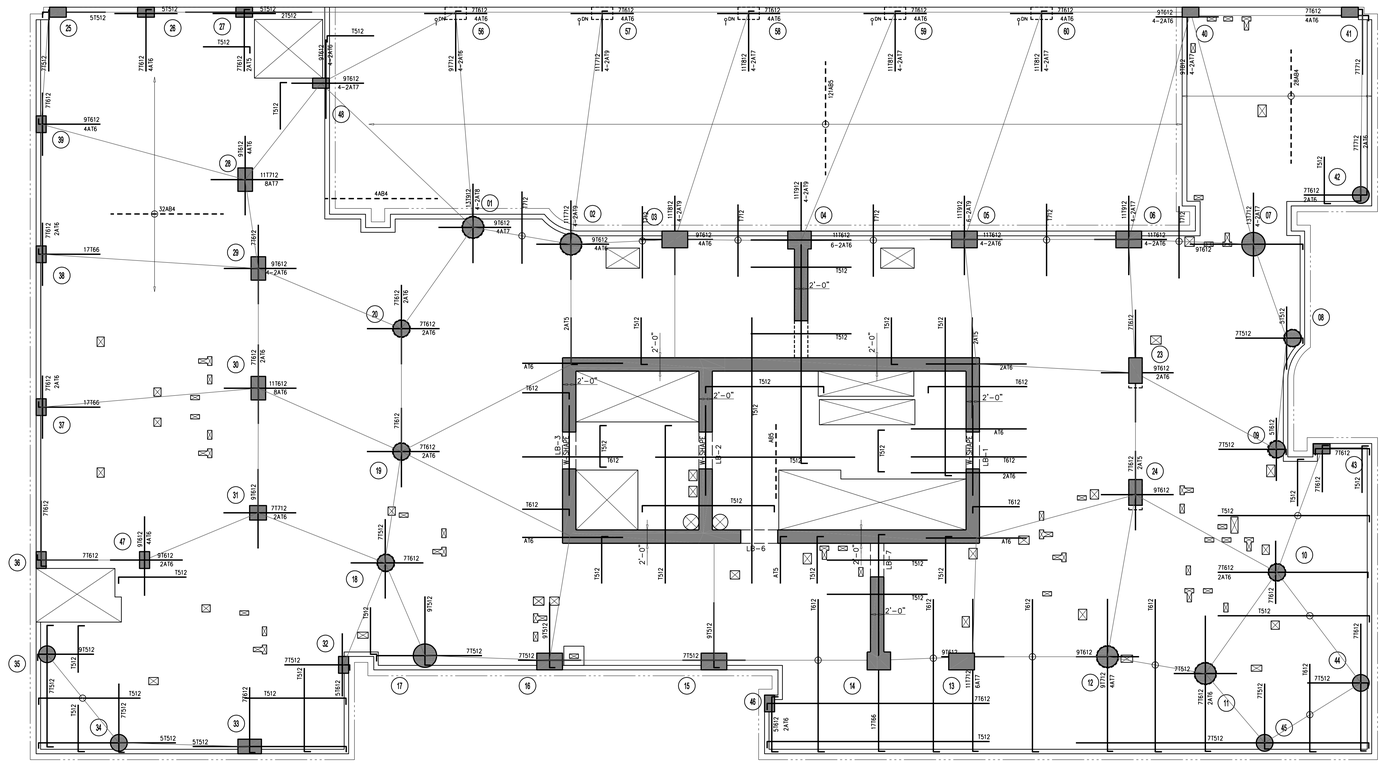

SLAB THICKNESS U.O.N.: t = 12"

SLAB CONCRETE STRENGTH: f'c = 9 ksi

TOP OF SLAB ELEVATION U.O.N.: SEE COLUMN SCHEDULE

**DRAWING NOTES:**

1. FOR GENERAL NOTES SEE S-001.
2. FOR COLUMN SCHEDULE AND DETAILS SEE DRAWINGS S-401 TO S-403.
3. FOR SHEAR WALL PLANS SEE S-404 TO S-409. FOR SHEAR WALL DETAILS SEE S-421. FOR SHEAR WALL ELEVATIONS SEE S-431.
4. FOR TYPICAL CONCRETE DETAILS SEE S-501 TO S-503.
5. FOR 12" SLAB, PROVIDE #5@12" O.C. BOTTOM BARS E.W., AB DENOTES ADD'L BOTTOM BARS. PROVIDE #5@12" O.C. MID STRIP TOP BARS, AT DENOTES ADD'L TOP BARS.
6. OUTERMOST REINFORCEMENT RUNS NORTH - SOUTH.
7. FOR LINK BEAM SCHEDULE AND DETAILS SEE S-441.
8. CONCRETE STRENGTH OF SHEAR WALLS AND TO MATCH STRENGTH OF COLUMNS.
9. CONTRACTOR TO LOCATE AND VERIFY ALL OPENINGS THROUGH SLAB FROM ARCHITECTURAL AND MEP DRAWINGS.
10. T DENOTES SECOND TRANSFER.
11. W DENOTES SECOND TRANSFER.

Damian Titus
Director of Planning
Date: 9/30/2014
APPROVED
NYC Development Hub

OWNER:

SNOWPLOW LLC
950 THIRD AVENUE
NEW YORK, NY 10022
TEL.: (212) 486-2000

ARCHITECT OF RECORD:

SLCE*Architects, LLP*
841 BROADWAY
NEW YORK, NY 10003
TEL.: (212) 979-8400
FAX.: (212) 979-8387

DESIGN ARCHITECT:

SOM
14 WALL STREET
NEW YORK, NY 10005
TEL.: 212.298.9336
FAX.: 212.298.9500

STRUCTURAL ENGINEER:

DESIMONE
18 WEST 18TH STREET, 10TH FLOOR
NEW YORK, NY 10011
TEL.: (212) 532-2211
FAX.: (212) 481-6108

MEP ENGINEER:

WSP • FLACK+KURTZ
512 SEVENTH AVENUE
NEW YORK, NY 10011
TEL.: (212) 532-9600

BUILDING ENVELOPE CONSULTANT:

GMS
GILSANZ MURRAY STEFICEK LLP
129 WEST 27th STREET
NEW YORK, NY 10001
TEL.: (212) 254-0030

| No: | Date: | Revision: |
|---|---|---|
| 6 | 10/10/12 | DOB FILING |
| 5 | 08/28/12 | FOUNDATION & SUPERSTRUCTURE BID SET |
| 4 | 04/20/12 | 100% DESIGN DEVELOPMENT |
| 3 | 03/28/12 | DD PROGRESS |
| 2 | 10/14/11 | 100% SCHEMATIC DESIGN |
| 1 | 09/02/11 | 50% SCHEMATIC DESIGN |

NORTH ARROW | SCALE

KEY PLAN:

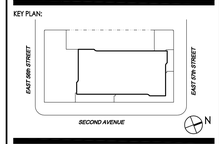


PROJECT:

252 EAST 57th STREET
NEW YORK, NY

TITLE:

3RD FLOOR PLAN

SEAL & SIGNATURE:

STATE OF NEW YORK · STEPHEN V. DeBIASI · No. 074933 · LICENSED PROFESSIONAL ENGINEER

| | |
|---|---|
| SCALE: | 1/8"=1'-0" |
| DATE: | 09/02/11 |
| PROJECT No: | 5514 |
| FILE No: | |
| DRAWN BY: | VEF |
| CHECKED BY: | |
| DWG. No.: | S-203.00 |

13 OF —

CITY OF BUILDINGS 121305525 Job Number

BIN 1085049 Block 1309

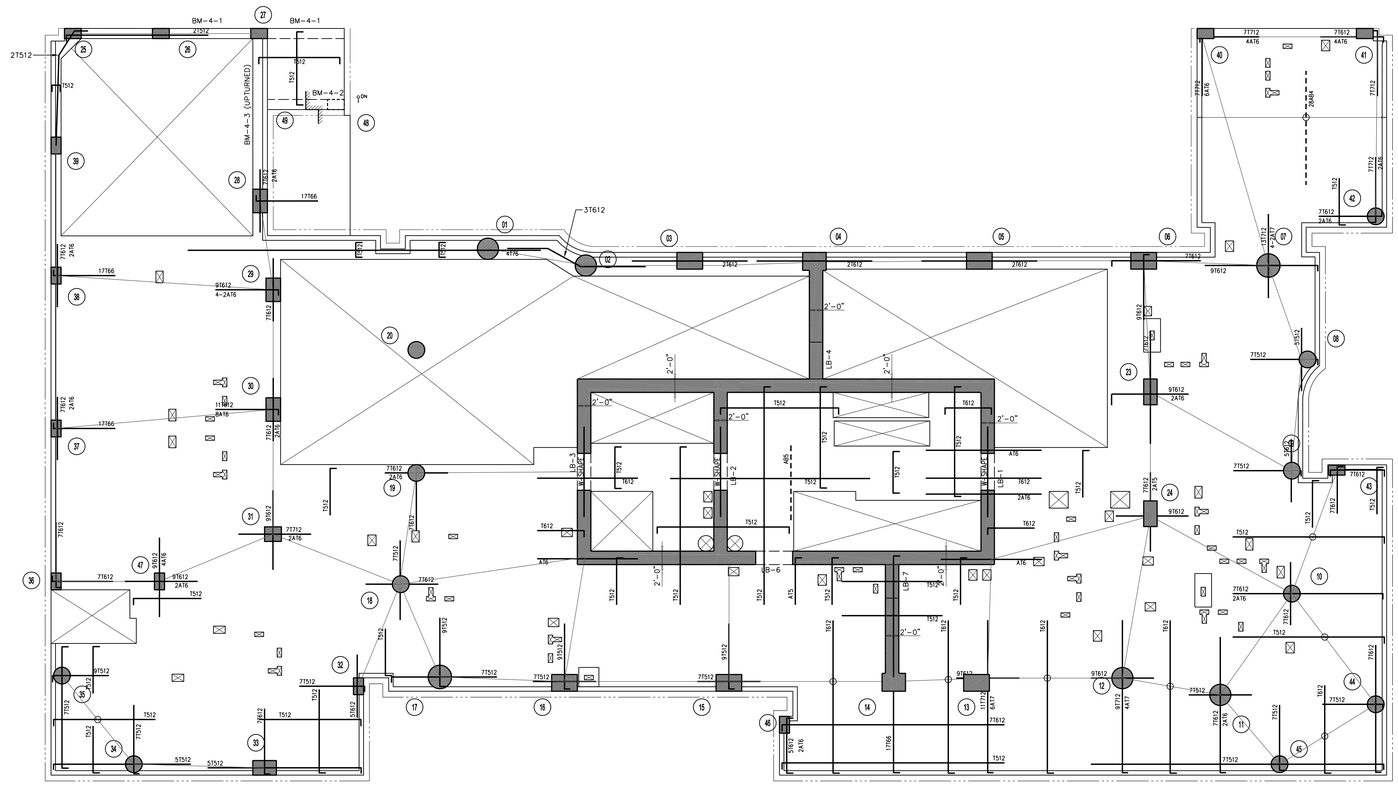



OWNER:

SNOWPLOW LLC

950 THIRD AVENUE
NEW YORK, NY 10022
TEL.: (212) 486-2000

ARCHITECT OF RECORD:

SLCE*Architects, LLP*

841 BROADWAY
NEW YORK, NY 10003
TEL.: (212) 979-8400
FAX.: (212) 979-8387

DESIGN ARCHITECT:

SOM

14 WALL STREET
NEW YORK, NY 10005
TEL.: 212.298.9336
FAX.: 212.298.9500

STRUCTURAL ENGINEER:

DESIMONE

18 WEST 18TH STREET, 10TH FLOOR
NEW YORK, NY 10011
TEL.: (212) 532-2211
FAX.: (212) 481-6108

MEP ENGINEER:

WSP • FLACK+KURTZ

512 SEVENTH AVENUE
NEW YORK, NY 10011
TEL.: (212) 532-9600

BUILDING ENVELOPE CONSULTANT:

GMS
GILSANZ MURRAY STEFICEK LLP

129 WEST 27th STREET
NEW YORK, NY 10001
TEL.: (212) 254-0030


| No: | Date: | Revision: |
|---|---|---|
| 6 | 10/10/12 | DOB FILING |
| 5 | 08/28/12 | FOUNDATION & SUPERSTRUCTURE BID SET |
| 4 | 04/20/12 | 100% DESIGN DEVELOPMENT |
| 3 | 03/28/12 | DD PROGRESS |
| 2 | 10/14/11 | 100% SCHEMATIC DESIGN |
| 1 | 09/02/11 | 50% SCHEMATIC DESIGN |

NORTH ARROW | SCALE

KEY PLAN:

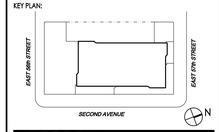


PROJECT:

# 252 EAST 57th STREET NEW YORK, NY

TITLE:

## 4TH FLOOR PLAN

| | |
|---|---|
| SLAB THICKNESS U.O.N.: | t = 12" |
| SLAB CONCRETE STRENGTH: | f'c = 9 ksi |
| TOP OF SLAB ELEVATION U.O.N.: | SEE COLUMN SCHEDULE |

**DRAWING NOTES:**

1. FOR GENERAL NOTES SEE S-001.
2. FOR COLUMN SCHEDULE AND DETAILS SEE DRAWINGS S-401 TO S-403.
3. FOR SHEAR WALL PLANS SEE S-404 TO S-409. FOR SHEAR WALL DETAILS SEE S-421. FOR SHEAR WALL ELEVATIONS SEE S-431.
4. FOR TYPICAL CONCRETE DETAILS SEE S-501 TO S-503.
5. FOR 12" SLAB, PROVIDE #5@12" O.C. BOTTOM BARS E.W., AB DENOTES ADD'L BOTTOM BARS. PROVIDE #5@12" O.C. MID STRIP TOP BARS, AT DENOTES ADD'L TOP BARS.
6. OUTERMOST REINFORCEMENT RUNS NORTH - SOUTH.
7. FOR LINK BEAM SCHEDULE AND DETAILS SEE S-441.
8. CONCRETE STRENGTH OF SHEAR WALLS AND TO MATCH STRENGTH OF COLUMNS.
9. CONTRACTOR TO FIELD VERIFY ALL OPENINGS THROUGH SLAB FROM ARCHITECTURAL AND MEP DRAWINGS.
10. T [illegible] DENOTES COLUMN LINE TRANSFER.
11. W [illegible] DENOTES COLUMN LINE.

Damper Mitu
APPROVED
DATE: 9/20/2012
NPC Development Hub

SEAL & SIGNATURE:

| | |
|---|---|
| SCALE: | 1/8"=1'-0" |
| DATE: | 09/02/11 |
| PROJECT No: | 5514 |
| FILE No: | |
| DRAWN BY: | VEF |
| CHECKED BY: | |
| DWG. No.: | S-204.00 |

14 of —

CITY OF BLDGS 121305525 Job Number

121305525-I1-DOB Job Filing

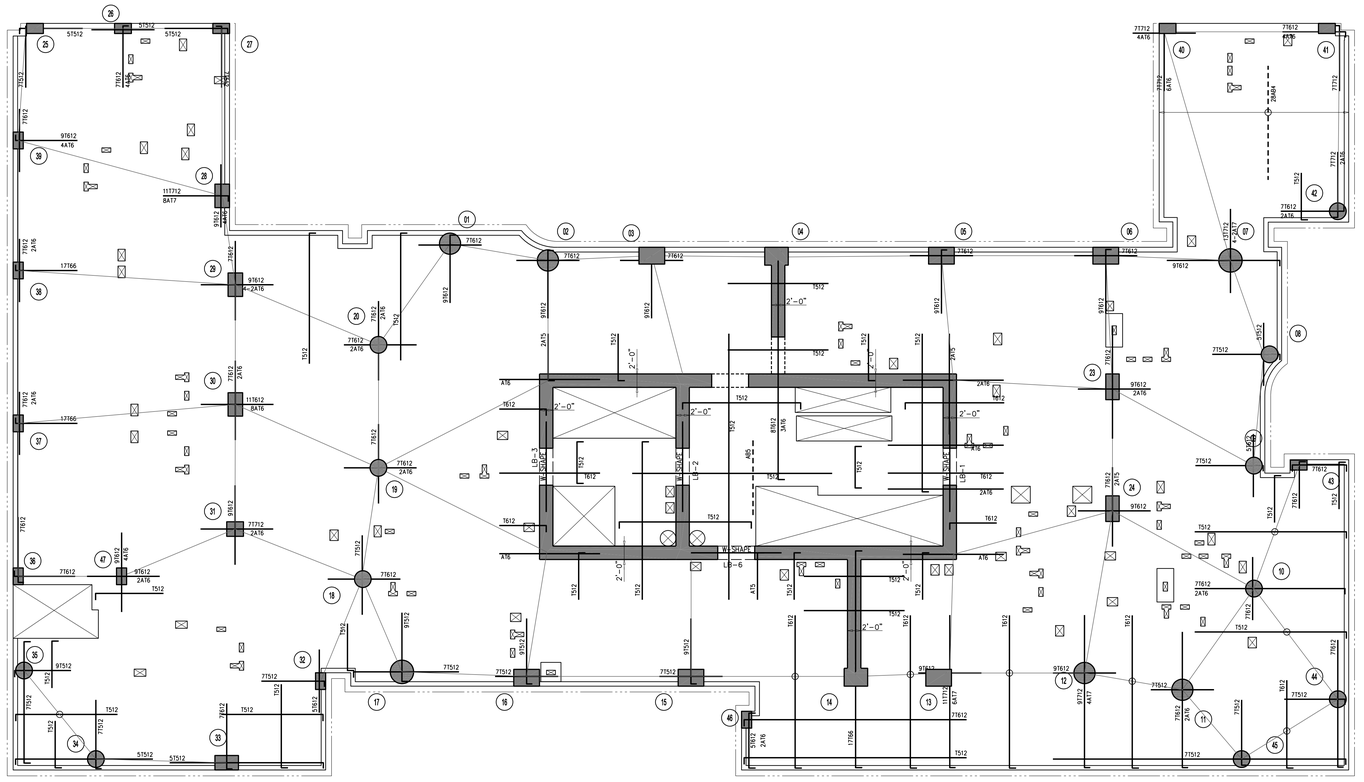


| SLAB THICKNESS U.O.N.: | t = 12" |
|---|---|
| SLAB CONCRETE STRENGTH: | f'c = 9 ksi |
| TOP OF SLAB ELEVATION U.O.N.: | SEE COLUMN SCHEDULE |

**DRAWING NOTES:**

1. FOR GENERAL NOTES SEE S-001.
2. FOR COLUMN SCHEDULE AND DETAILS SEE DRAWINGS S-401 TO S-403.
3. FOR SHEAR WALL PLANS SEE S-404 TO S-409. FOR SHEAR WALL DETAILS SEE S-421. FOR SHEAR WALL ELEVATIONS SEE S-431.
4. FOR TYPICAL CONCRETE DETAILS SEE S-501 TO S-503.
5. FOR 12" SLAB, PROVIDE #5@12" O.C. BOTTOM BARS E.W., AB DENOTES ADD'L BOTTOM BARS. PROVIDE #5@12" O.C. MID STRIP TOP BARS, AT DENOTES ADD'L TOP BARS.
6. OUTERMOST REINFORCEMENT RUNS NORTH - SOUTH.
7. FOR LINK BEAM SCHEDULE AND DETAILS SEE S-441.
8. CONCRETE STRENGTH OF SHEAR WALLS AND TO MATCH STRENGTH OF COLUMNS.
9. CONTRACTOR TO LOCATE AND VERIFY ALL OPENINGS THROUGH SLAB FROM ARCHITECTURAL AND MEP DRAWINGS.
10. T [illegible] DENOTES SLAB TRANSFER.
11. W [illegible] DENOTES COLUMN WALL.

Damian Iatzu
APPROVED
DATE: 9/30/2014
NYC Development Hub


OWNER:

SNOWPLOW LLC
950 THIRD AVENUE
NEW YORK, NY 10022
TEL.: (212) 486-2000

ARCHITECT OF RECORD:

SLCE*Architects, LLP*
841 BROADWAY
NEW YORK, NY 10003
TEL.: (212) 979-8400
FAX.: (212) 979-8387

DESIGN ARCHITECT:

SOM
14 WALL STREET
NEW YORK, NY 10005
TEL.: 212.298.9336
FAX.: 212.298.9500

STRUCTURAL ENGINEER:

DESIMONE
18 WEST 18TH STREET, 10TH FLOOR
NEW YORK, NY 10011
TEL.: (212) 532-2211
FAX.: (212) 481-6108

MEP ENGINEER:

WSP • FLACK+KURTZ
512 SEVENTH AVENUE
NEW YORK, NY 10011
TEL.: (212) 532-9600

BUILDING ENVELOPE CONSULTANT:

GILSANZ MURRAY STEFICEK LLP
129 WEST 27th STREET
NEW YORK, NY 10001
TEL.: (212) 254-0030


| No: | Date: | Revision: |
|---|---|---|
| 6 | 10/10/12 | DOB FILING |
| 5 | 08/28/12 | FOUNDATION & SUPERSTRUCTURE BID SET |
| 4 | 04/20/12 | 100% DESIGN DEVELOPMENT |
| 3 | 03/28/12 | DD PROGRESS |
| 2 | 10/14/11 | 100% SCHEMATIC DESIGN |
| 1 | 09/02/11 | 50% SCHEMATIC DESIGN |

NORTH ARROW | SCALE

KEY PLAN:

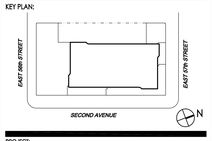


PROJECT:

# 252 EAST 57th STREET NEW YORK, NY

TITLE:

## 5TH FLOOR PLAN

SEAL & SIGNATURE:

| | |
|---|---|
| SCALE: | 1/8"=1'-0" |
| DATE: | 09/02/11 |
| PROJECT No: | 5514 |
| FILE No: | |
| DRAWN BY: | VEF |
| CHECKED BY: | |
| DWG. No.: | S-205.00 |
| | 15 OF — |


121305525_S-205.00_5TH FLOOR PLAN_09/02/11.dwg

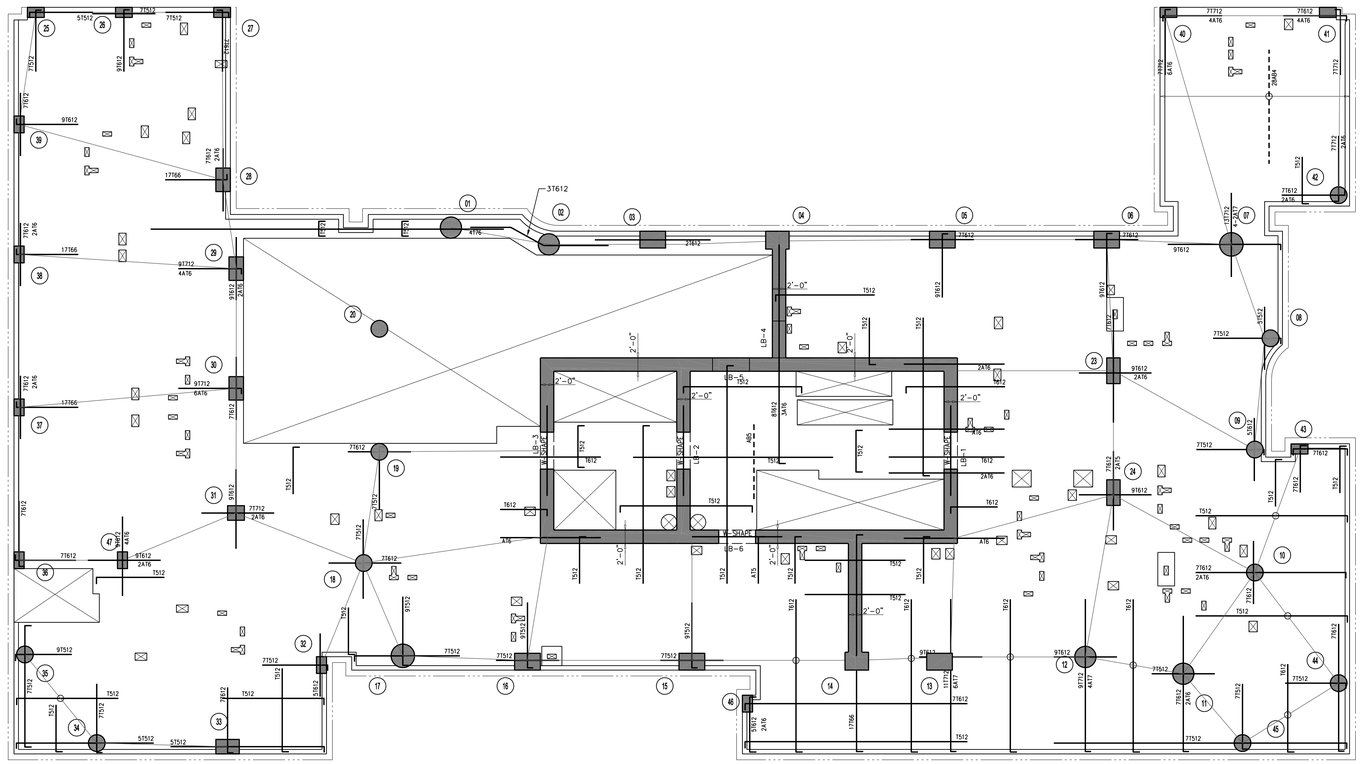

SLAB THICKNESS U.O.N.:
t = 12"

SLAB CONCRETE STRENGTH:
f'c = 9 ksi

TOP OF SLAB ELEVATION U.O.N.:
SEE COLUMN SCHEDULE

**DRAWING NOTES:**

1. FOR GENERAL NOTES SEE S-001.
2. FOR COLUMN SCHEDULE AND DETAILS SEE DRAWINGS S-401 TO S-403.
3. FOR SHEAR WALL PLANS SEE S-404 TO S-409. FOR SHEAR WALL DETAILS SEE S-421. FOR SHEAR WALL ELEVATIONS SEE S-431.
4. FOR TYPICAL COLUMN DETAILS SEE S-501 TO S-503.
5. FOR 12" SLAB, PROVIDE #5@12" O.C. BOTTOM BARS E.W., AB DENOTES ADD'L BOTTOM BARS. PROVIDE #5@12" O.C. MID STRIP TOP BARS, AT DENOTES ADD'L TOP BARS.
6. OUTERMOST REINFORCEMENT RUNS NORTH - SOUTH.
7. FOR LINK BEAM SCHEDULE AND DETAILS SEE S-441.
8. CONCRETE STRENGTH OF SHEAR WALLS AND TO MATCH STRENGTH OF COLUMNS.
9. CONTRACTOR TO LOCATE AND VERIFY ALL OPENINGS THROUGH SLAB FROM ARCHITECTURAL AND MEP DRAWINGS.
10. T DENOTES DISCONTINUOUS TRANSFER.
11. W DENOTES COLUMN WALL.

Damian Titus
APPROVED
Date: 9/26/2014
NYC Development Hub

OWNER:
SNOWPLOW LLC
950 THIRD AVENUE
NEW YORK, NY 10022
TEL.: (212) 486-2000

ARCHITECT OF RECORD:
SLCE*Architects, LLP*
841 BROADWAY
NEW YORK, NY 10003
TEL.: (212) 979-8400
FAX.: (212) 979-8387

DESIGN ARCHITECT:
SOM
14 WALL STREET
NEW YORK, NY 10005
TEL.: 212.298.9336
FAX.: 212.298.9500

STRUCTURAL ENGINEER:
DESIMONE
18 WEST 18TH STREET, 10TH FLOOR
NEW YORK, NY 10011
TEL.: (212) 532-2211
FAX.: (212) 481-6108

MEP ENGINEER:
WSP • FLACK+KURTZ
512 SEVENTH AVENUE
NEW YORK, NY 10011
TEL.: (212) 532-9600

BUILDING ENVELOPE CONSULTANT:
GMS
GILSANZ MURRAY STEFICEK LLP
129 WEST 27th STREET
NEW YORK, NY 10001
TEL.: (212) 254-0030

| No: | Date: | Revision: |
|---|---|---|
| 6 | 10/10/12 | DOB FILING |
| 5 | 08/28/12 | FOUNDATION & SUPERSTRUCTURE BID SET |
| 4 | 04/20/12 | 100% DESIGN DEVELOPMENT |
| 3 | 03/28/12 | DD PROGRESS |
| 2 | 10/14/11 | 100% SCHEMATIC DESIGN |
| 1 | 09/02/11 | 50% SCHEMATIC DESIGN |

NORTH ARROW | SCALE

KEY PLAN:

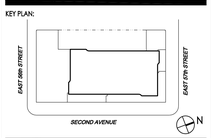


PROJECT:
252 EAST 57th STREET
NEW YORK, NY

TITLE:
6TH FLOOR PLAN

SEAL & SIGNATURE:

STATE OF NEW YORK
STEPHEN V. DeSIMONE
No. 074933
LICENSED PROFESSIONAL ENGINEER

| | |
|---|---|
| SCALE: | 1/8"=1'-0" |
| DATE: | 09/02/11 |
| PROJECT No: | 5514 |
| FILE No: | |
| DRAWN BY: | VEF |
| CHECKED BY: | |
| DWG. No.: | S-206.00 |

16 OF —

CITY OF BLDGS 121,505,523 Job Number

BOROUGH 1 Block 1309

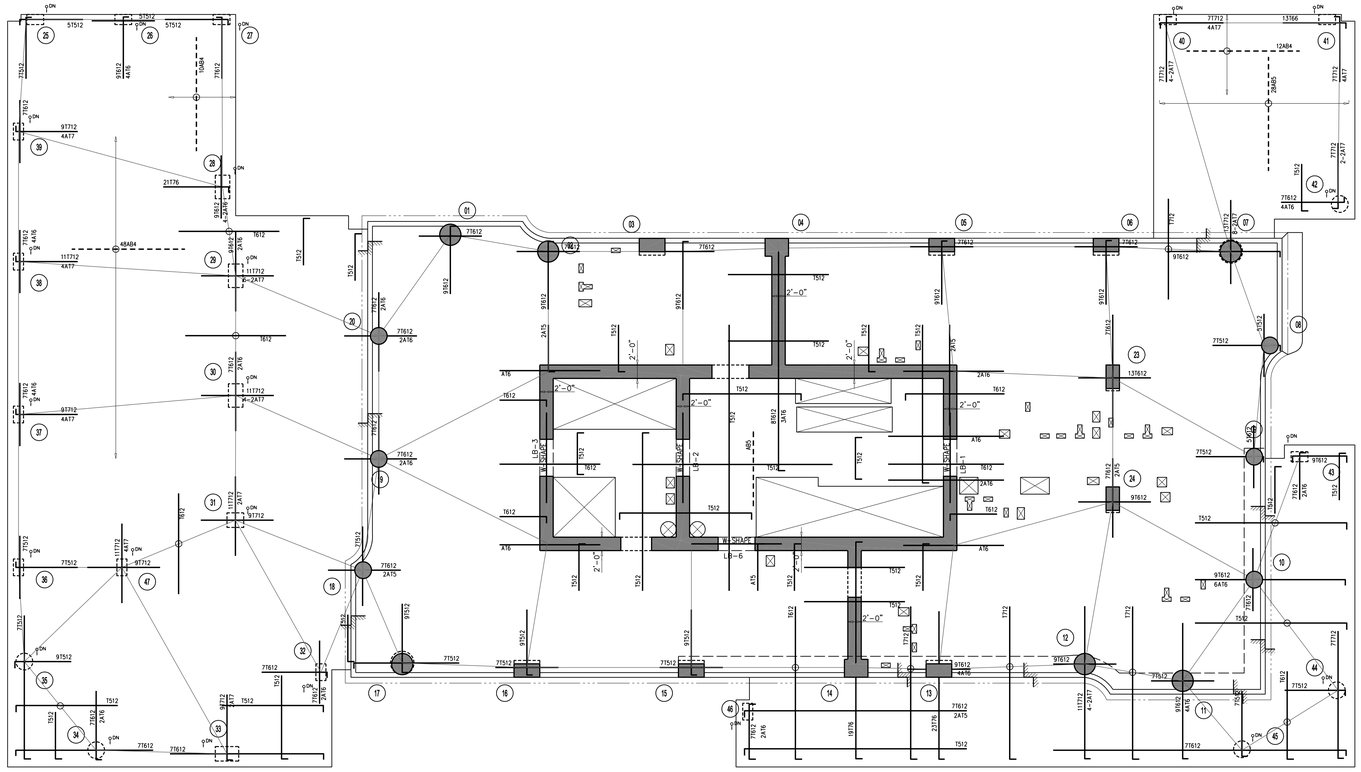


| SLAB THICKNESS U.O.N.: | DRAWING NOTES: |
|---|---|
| t = 12" | 1. FOR GENERAL NOTES SEE S-001.<br>2. FOR COLUMN SCHEDULE AND DETAILS SEE DRAWINGS S-401 TO S-403.<br>3. FOR SHEAR WALL DETAILS SEE S-421. FOR SHEAR WALL ELEVATIONS SEE S-431.<br>4. FOR TYPICAL CONCRETE DETAILS SEE S-501 TO S-503.<br>5. FOR 12" SLAB, PROVIDE #5@12" O.C. BOTTOM BARS E.W., AB DENOTES ADD'L BOTTOM BARS. PROVIDE #5@12" O.C. MID STRIP TOP BARS, AT DENOTES ADD'L TOP BARS.<br>6. OUTERMOST REINFORCEMENT RUNS NORTH - SOUTH.<br>7. FOR LINK BEAM SCHEDULE AND DETAILS SEE S-441.<br>8. CONCRETE STRENGTH OF SHEAR WALLS AND TO MATCH STRENGTH OF COLUMNS.<br>9. CONTRACTOR TO LOCATE AND VERIFY ALL OPENINGS THROUGH SLAB FROM ARCHITECTURAL AND MEP DRAWINGS.<br>10. T DENOTES SLOPING TRANSFER.<br>11. W DENOTES CURTAIN WALL. |
| SLAB CONCRETE STRENGTH: f'c = 9 ksi | |
| TOP OF SLAB ELEVATION U.O.N.: SEE COLUMN SCHEDULE | |

Contract Documents

APPROVED
Date: 9/28/2012
DOB Reviewer

NYC Development Hub


OWNER:

SNOWPLOW LLC
950 THIRD AVENUE
NEW YORK, NY 10022
TEL.: (212) 486-2000

ARCHITECT OF RECORD:

SLCE*Architects, LLP*
841 BROADWAY
NEW YORK, NY 10003
TEL.: (212) 979-8400
FAX.: (212) 979-8387

DESIGN ARCHITECT:

SOM
14 WALL STREET
NEW YORK, NY 10005
TEL.: 212.298.9336
FAX.: 212.298.9500

STRUCTURAL ENGINEER:

DESIMONE
18 WEST 18TH STREET, 10TH FLOOR
NEW YORK, NY 10011
TEL.: (212) 532-2211
FAX.: (212) 481-6108

MEP ENGINEER:

WSP • FLACK+KURTZ
512 SEVENTH AVENUE
NEW YORK, NY 10011
TEL.: (212) 532-9600

BUILDING ENVELOPE CONSULTANT:

GMS
GILSANZ MURRAY STEFICEK LLP
129 WEST 27th STREET
NEW YORK, NY 10001
TEL.: (212) 254-0030


| No: | Date: | Revision: |
|---|---|---|
| 6 | 10/10/12 | DOB FILING |
| 5 | 08/28/12 | FOUNDATION & SUPERSTRUCTURE BID SET |
| 4 | 04/20/12 | 100% DESIGN DEVELOPMENT |
| 3 | 03/28/12 | DD PROGRESS |
| 2 | 10/14/11 | 100% SCHEMATIC DESIGN |
| 1 | 09/02/11 | 50% SCHEMATIC DESIGN |

NORTH ARROW | SCALE

KEY PLAN:

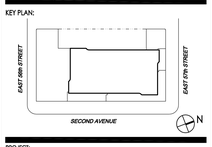


PROJECT:

# 252 EAST 57th STREET NEW YORK, NY

TITLE:

## 7TH FLOOR PLAN

SEAL & SIGNATURE:

STATE OF NEW YORK — STEVEN V. DESIMONE — 076 019031 — LICENSED PROFESSIONAL ENGINEER

| | |
|---|---|
| SCALE: | 1/8"=1'-0" |
| DATE: | 09/02/11 |
| PROJECT No: | 5514 |
| FILE No: | |
| DRAWN BY: | VEF |
| CHECKED BY: | |
| DWG. No.: | S-207.00 |

17 OF —

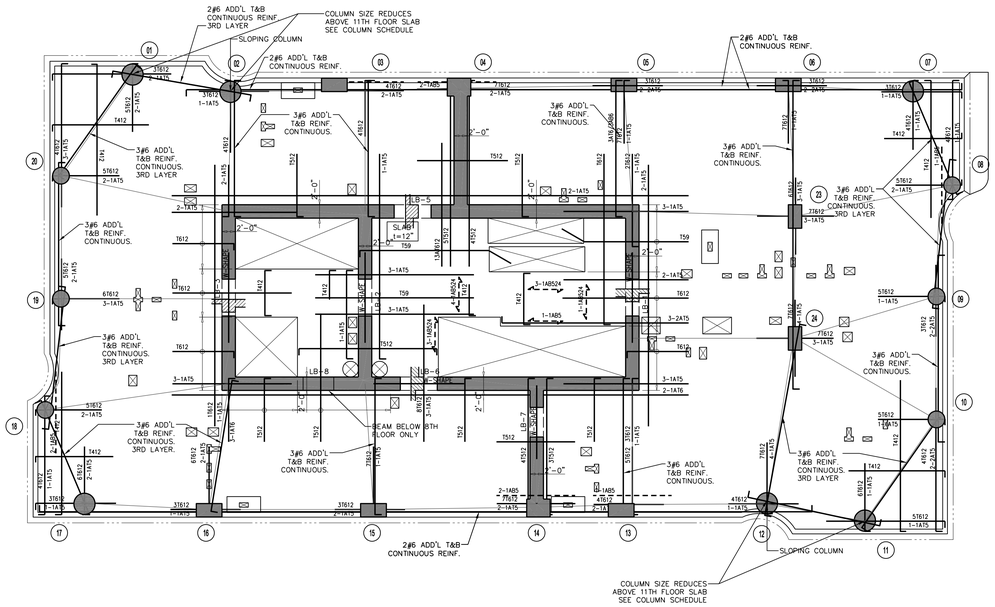


| SLAB THICKNESS U.O.N.: |
|---|
| t = 9" |
| SLAB CONCRETE STRENGTH: |
| f'c = 9 ksi |
| TOP OF SLAB ELEVATION U.O.N.: |
| SEE COLUMN SCHEDULE |

**DRAWING NOTES:**

1. FOR GENERAL NOTES SEE S-001.
2. FOR COLUMN SCHEDULE AND DETAILS SEE DRAWINGS S-401 TO S-403.
3. FOR SHEAR WALL PLANS SEE S-404 TO S-409. FOR SHEAR WALL DETAILS SEE S-421. FOR SHEAR WALL ELEVATIONS SEE S-431.
4. FOR TYPICAL CONDITIONS SEE S-501 TO S-503.
5. FOR 9" SLAB, PROVIDE #4@12" O.C. BOTTOM BARS E.W., AB DENOTES ADD'L BOTTOM BARS. PROVIDE #4@12" O.C. MID STRIP TOP BARS, AT DENOTES ADD'L TOP BARS.
6. FOR 12" SLAB, PROVIDE #5@12" O.C. BOTTOM BARS E.W., AB DENOTES ADD'L BOTTOM BARS. PROVIDE #5@12" O.C. MID STRIP TOP BARS, AT DENOTES ADD'L TOP BARS.
7. OUTERMOST REINFORCEMENT IS NORTH - SOUTH.
8. FOR LINK BEAM SCHEDULE AND DETAILS SEE S-441.
9. CONCRETE STRENGTH OF SHEAR WALLS TO MATCH STRENGTH OF COLUMNS.
10. CONTRACTOR TO LOCATE AND VERIFY ALL OPENINGS THROUGH SLAB FROM ARCHITECTURAL AND MEP DRAWINGS.
11. T DENOTES COLUMN TRANSFER.
12. W DENOTES COLUMN WALK.

Damian Atlus
APPROVED
Date: 03/20/2014
NYC Development Hub


OWNER:

SNOWPLOW LLC
950 THIRD AVENUE
NEW YORK, NY 10022
TEL.: (212) 486-2000

ARCHITECT OF RECORD:

SLCE*Architects, LLP*
841 BROADWAY
NEW YORK, NY 10003
TEL.: (212) 979-8400
FAX.: (212) 979-8387

DESIGN ARCHITECT:

SOM
14 WALL STREET
NEW YORK, NY 10005
TEL.: 212.298.9336
FAX.: 212.298.9500

STRUCTURAL ENGINEER:

DESIMONE
18 WEST 18TH STREET, 10TH FLOOR
NEW YORK, NY 10011
TEL.: (212) 532-2211
FAX.: (212) 481-6108

MEP ENGINEER:

WSP • FLACK+KURTZ
512 SEVENTH AVENUE
NEW YORK, NY 10011
TEL.: (212) 532-9600

BUILDING ENVELOPE CONSULTANT:

GMS
GILSANZ MURRAY STEFICEK LLP
129 WEST 27th STREET
NEW YORK, NY 10001
TEL.: (212) 254-0030


| No: | Date: | Revision: |
|---|---|---|
| 6 | 10/10/12 | DOB FILING |
| 5 | 08/28/12 | FOUNDATION & SUPERSTRUCTURE BID SET |
| 4 | 04/20/12 | 100% DESIGN DEVELOPMENT |
| 3 | 03/28/12 | DD PROGRESS |
| 2 | 10/14/11 | 100% SCHEMATIC DESIGN |
| 1 | 09/02/11 | 50% SCHEMATIC DESIGN |

NORTH ARROW | SCALE

KEY PLAN:

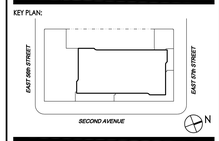


PROJECT:

# 252 EAST 57th STREET NEW YORK, NY

TITLE:

## 8TH-14TH FLOOR PLAN

SEAL & SIGNATURE:

STATE OF NEW YORK · STEVEN V. DeBIASIO · 40-0749 · LICENSED PROFESSIONAL ENGINEER

| | |
|---|---|
| SCALE: | 1/8"=1'-0" |
| DATE: | 09/02/11 |
| PROJECT No: | 5514 |
| FILE No: | |
| DRAWN BY: | VEF |
| CHECKED BY: | |
| DWG. No.: | S-208.00 |

18 OF —

CITY OF BLDGS 121305525 Job Number

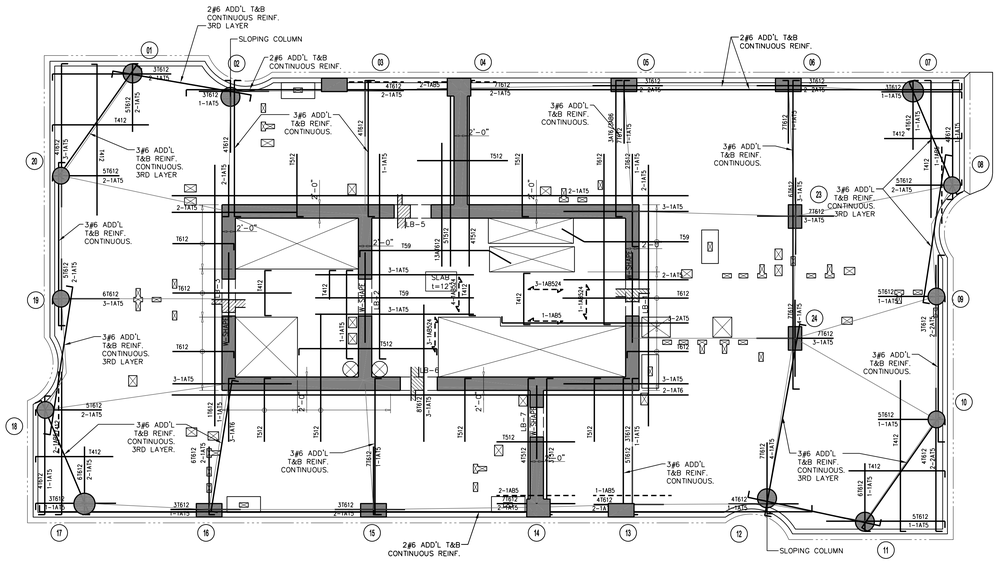


| SLAB THICKNESS U.O.N.: | **DRAWING NOTES:** |
|---|---|
| t = 9" | 1. FOR GENERAL NOTES SEE S-001.<br>2. FOR COLUMN SCHEDULE AND DETAILS SEE DRAWINGS S-401 TO S-403.<br>3. FOR SHEAR WALL PLANS SEE S-404 TO S-409. FOR SHEAR WALL DETAILS SEE S-421. FOR SHEAR WALL ELEVATIONS SEE S-431.<br>4. FOR TYPICAL CONCRETE DETAILS SEE S-501 TO S-503.<br>5. FOR 9" SLAB, PROVIDE #4@12" O.C. BOTTOM BARS E.W., AB DENOTES ADD'L BOTTOM BARS. PROVIDE #4@12" O.C. MID STRIP TOP BARS, AT DENOTES ADD'L TOP BARS.<br>6. FOR 12" SLAB, PROVIDE #5@12" O.C. BOTTOM BARS E.W., AB DENOTES ADD'L BOTTOM BARS. PROVIDE #5@12" O.C. MID STRIP TOP BARS, AT DENOTES ADD'L TOP BARS.<br>7. OUTERMOST REINFORCING RUNS NORTH - SOUTH.<br>8. FOR LINK BEAM REINFORCING AND DETAILS SEE S-441.<br>9. CONCRETE STRENGTH OF SHEAR WALLS TO MATCH STRENGTH OF COLUMNS.<br>10. CONTRACTOR TO LOCATE AND VERIFY ALL OPENINGS THROUGH SLAB FROM ARCHITECTURAL AND MEP DRAWINGS.<br>11. **T** DENOTES COLUMN TRANSFER.<br>12. **W** DENOTES COLUMN WALK. |
| SLAB CONCRETE STRENGTH: 9 KSI | |
| TOP OF SLAB ELEVATION U.O.N.: SEE COLUMN SCHEDULE | |

Contract Status: APPROVED
Date: 03/20/2014
NYC Development Hub


OWNER:
SNOWPLOW LLC
950 THIRD AVENUE
NEW YORK, NY 10022
TEL.: (212) 486-2000

ARCHITECT OF RECORD:
SLCE*Architects, LLP*
841 BROADWAY
NEW YORK, NY 10003
TEL.: (212) 979-8400
FAX.: (212) 979-8387

DESIGN ARCHITECT:
SOM
14 WALL STREET
NEW YORK, NY 10005
TEL.: 212.298.9336
FAX.: 212.298.9500

STRUCTURAL ENGINEER:
DESIMONE
18 WEST 18TH STREET, 10TH FLOOR
NEW YORK, NY 10011
TEL.: (212) 532-2211
FAX.: (212) 481-6108

MEP ENGINEER:
WSP • FLACK+KURTZ
512 SEVENTH AVENUE
NEW YORK, NY 10011
TEL.: (212) 532-9600

BUILDING ENVELOPE CONSULTANT:
GMS
GILSANZ MURRAY STEFICEK LLP
129 WEST 27th STREET
NEW YORK, NY 10001
TEL.: (212) 254-0030


| No: | Date: | Revision: |
|---|---|---|
| 4 | 10/10/12 | DOB FILING |
| 3 | 08/28/12 | FOUNDATION & SUPERSTRUCTURE BID SET |
| 2 | 04/20/12 | 100% DESIGN DEVELOPMENT |
| 1 | 03/28/12 | DD PROGRESS |

NORTH ARROW | SCALE

KEY PLAN:

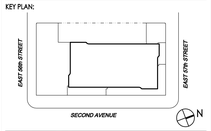


PROJECT:
# 252 EAST 57th STREET NEW YORK, NY

TITLE:
## 15TH-22ND FLOOR PLAN

SEAL & SIGNATURE:

| | |
|---|---|
| SCALE: | 1/8"=1'-0" |
| DATE: | 09/02/11 |
| PROJECT No: | 5514 |
| FILE No: | |
| DRAWN BY: | VEF |
| CHECKED BY: | |
| DWG. No.: | S-215.00 |

19 of —

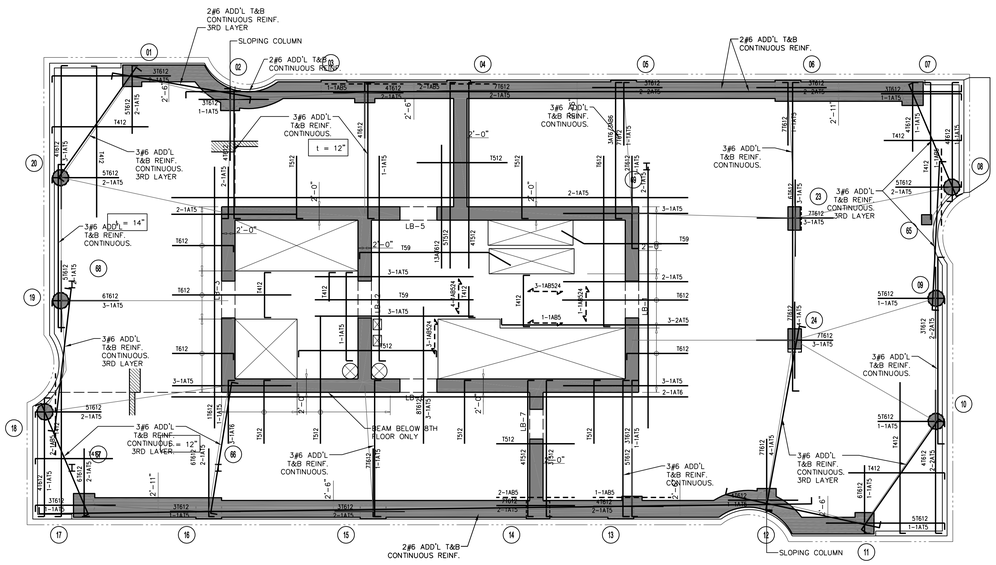


| | |
|---|---|
| SLAB THICKNESS U.O.N.: | t = 12" |
| SLAB CONCRETE STRENGTH: | f'c = 9 ksi |
| TOP OF SLAB ELEVATION U.O.N.: | SEE COLUMN SCHEDULE |

**DRAWING NOTES:**

1. FOR GENERAL NOTES SEE S-001.
2. FOR COLUMN SCHEDULE AND DETAILS SEE DRAWINGS S-401 TO S-403.
3. FOR SHEAR WALL PLANS SEE S-404 TO S-409. FOR SHEAR WALL DETAILS SEE S-421. FOR SHEAR WALL ELEVATIONS SEE S-431.
4. FOR OUTRIGGER PLANS AND DETAILS SEE S-410 TO S-411.
5. FOR TYPICAL CONCRETE DETAILS SEE S-501 TO S-503.
6. FOR 12" SLAB, PROVIDE #5@12" O.C. BOTTOM BARS E.W., AB DENOTES ADD'L BOTTOM BARS. PROVIDE #5@12" O.C. MID STRIP TOP BARS, AT DENOTES ADD'L TOP BARS.
7. FOR 14" SLAB, PROVIDE #5@12" O.C. BOTTOM BARS E.W., AB DENOTES ADD'L BOTTOM BARS. PROVIDE #5@12" O.C. MID STRIP TOP BARS, AT DENOTES ADD'L TOP BARS.
8. OUTERMOST REINFORCEMENT RUNS NORTH - SOUTH.
9. FOR LINK BEAM SCHEDULE AND DETAILS SEE S-441.
10. CONCRETE STRENGTH OF SHEAR WALLS TO MATCH STRENGTH OF COLUMNS.
11. CONTRACTOR TO LOCATE AND VERIFY ALL OPENINGS THROUGH SLAB FROM ARCHITECTURAL DRAWINGS.
12. **T** DENOTES COLUMN TRANSFER.
13. **W** DENOTES COLUMN WALK.


Damian Titus
Site: 03/26/2012
NYC Development Hub


OWNER:

SNOWPLOW LLC
950 THIRD AVENUE
NEW YORK, NY 10022
TEL.: (212) 486-2000

ARCHITECT OF RECORD:

SLCE*Architects, LLP*
841 BROADWAY
NEW YORK, NY 10003
TEL.: (212) 979-8400
FAX.: (212) 979-8387

DESIGN ARCHITECT:

SOM
14 WALL STREET
NEW YORK, NY 10005
TEL.: 212.298.9336
FAX.: 212.298.9500

STRUCTURAL ENGINEER:

DESIMONE
18 WEST 18TH STREET, 10TH FLOOR
NEW YORK, NY 10011
TEL.: (212) 532-2211
FAX.: (212) 481-6108

MEP ENGINEER:

WSP • FLACK+KURTZ
512 SEVENTH AVENUE
NEW YORK, NY 10011
TEL.: (212) 532-9600

BUILDING ENVELOPE CONSULTANT:

GMS
GILSANZ MURRAY STEFICEK LLP
129 WEST 27th STREET
NEW YORK, NY 10001
TEL.: (212) 254-0030

| No: | Date: | Revision: |
|---|---|---|
| 7 | 10/10/12 | DOB FILING |
| 6 | 08/28/12 | FOUNDATION & SUPERSTRUCTURE BID SET |
| 5 | 04/20/12 | 100% DESIGN DEVELOPMENT |
| 4 | 03/29/12 | BAND WALL PROGRESS |
| 3 | 03/28/12 | DD PROGRESS |
| 2 | 10/14/11 | 100% SCHEMATIC DESIGN |
| 1 | 09/02/11 | 50% SCHEMATIC DESIGN |

NORTH ARROW | SCALE

KEY PLAN:

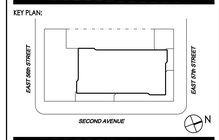


PROJECT:

252 EAST 57th STREET
NEW YORK, NY

TITLE:

23RD FLOOR PLAN

SEAL & SIGNATURE:

STATE OF NEW YORK
STEVEN V. DeBIASIO
No. 074933
LICENSED PROFESSIONAL ENGINEER

| | |
|---|---|
| SCALE: | 1/8"=1'-0" |
| DATE: | 09/02/11 |
| PROJECT No: | 5514 |
| FILE No: | |
| DRAWN BY: | VEF |
| CHECKED BY: | |
| DWG. No.: | S-223.00 |

20 OF ___

CITY OF BLDGS 121305525 Job Number

1000982185 Work Order

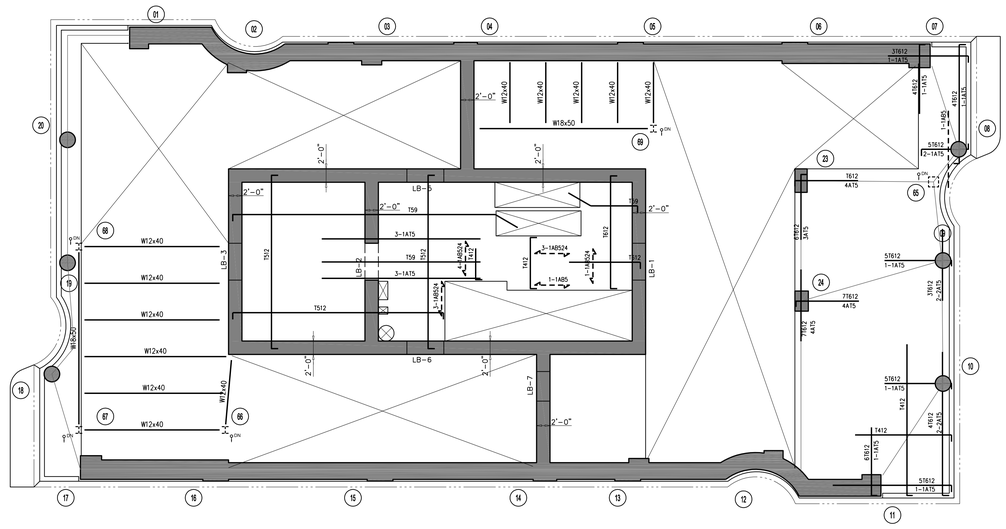


OWNER:

SNOWPLOW LLC

950 THIRD AVENUE
NEW YORK, NY 10022
TEL.: (212) 486-2000

ARCHITECT OF RECORD:

SLCE*Architects, LLP*

841 BROADWAY
NEW YORK, NY 10003
TEL.: (212) 979-8400
FAX.: (212) 979-8387

DESIGN ARCHITECT:

SOM

14 WALL STREET
NEW YORK, NY 10005
TEL.: 212.298.9336
FAX.: 212.298.9500

STRUCTURAL ENGINEER:

DESIMONE

18 WEST 18TH STREET, 10TH FLOOR
NEW YORK, NY 10011
TEL.: (212) 532-2211
FAX.: (212) 481-6108

MEP ENGINEER:

WSP • FLACK+KURTZ

512 SEVENTH AVENUE
NEW YORK, NY 10011
TEL.: (212) 532-9600

BUILDING ENVELOPE CONSULTANT:

GMS
GILSANZ MURRAY STEFICEK LLP

129 WEST 27th STREET
NEW YORK, NY 10001
TEL.: (212) 254-0030

| No: | Date: | Revision: |
|---|---|---|
| 6 | 10/10/12 | DOB FILING |
| 5 | 08/28/12 | FOUNDATION & SUPERSTRUCTURE BID SET |
| 4 | 04/20/12 | 100% DESIGN DEVELOPMENT |
| 3 | 03/28/12 | DD PROGRESS |
| 2 | 10/14/11 | 100% SCHEMATIC DESIGN |
| 1 | 09/02/11 | 50% SCHEMATIC DESIGN |

NORTH ARROW | SCALE

KEY PLAN:

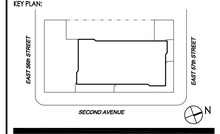


| | |
|---|---|
| SLAB THICKNESS U.O.N.: | t = 12" |
| SLAB CONCRETE STRENGTH: | f'c = 9 ksi |
| TOP OF SLAB ELEVATION U.O.N.: | SEE COLUMN SCHEDULE |

**DRAWING NOTES:**

1. FOR GENERAL NOTES SEE S-001.
2. FOR COLUMN SCHEDULE AND DETAILS SEE DRAWINGS S-401 TO S-403.
3. FOR SHEAR WALL PLANS SEE S-404 TO S-409. FOR SHEAR WALL DETAILS SEE S-421. FOR SHEAR WALL ELEVATIONS SEE S-431.
4. FOR OUTRIGGER DETAILS SEE S-410 TO S-411.
5. FOR TYPICAL CONCRETE DETAILS SEE S-501 TO S-503.
6. FOR 12" SLAB: PROVIDE #5@12" O.C. BOTTOM BARS E.W., AB DENOTES ADD'L BOTTOM BARS. PROVIDE #5@12" O.C. MID STRIP TOP BARS, AT DENOTES ADD'L TOP BARS.
7. OUTERMOST REINFORCEMENT RUNS NORTH - SOUTH.
8. FOR LINK BEAM SCHEDULE AND DETAILS SEE S-441.
9. CONCRETE STRENGTH OF WALLS TO MATCH STRENGTH OF COLUMNS.
10. CONTRACTOR TO LOCATE AND VERIFY ALL OPENINGS THROUGH SLAB FROM ARCHITECTURAL AND MEP DRAWINGS.
11. T DENOTES COLUMN TRANSFER.
12. W DENOTES COLUMN WALL.

Damianou Ltus
APPROVED
Under Directive of 2016
Date: 09/02/2016
NYC Development Hub

PROJECT:

252 EAST 57th STREET
NEW YORK, NY

TITLE:

24TH FLOOR PLAN

SEAL & SIGNATURE:

STATE OF NEW YORK
JOSEPH V. D'AMICO
No. 076532
LICENSED PROFESSIONAL ENGINEER

| | |
|---|---|
| SCALE: | 1/8"=1'-0" |
| DATE: | 09/02/11 |
| PROJECT No: | 5514 |
| FILE No: | |
| DRAWN BY: | VEF |
| CHECKED BY: | |
| DWG. No.: | S-224.00 |
| | 21 OF — |

THESE PLANS ARE THE PROPERTY OF SLCE ARCHITECTS, LLP AND ARE NOT TO BE USED IN WHOLE OR IN PART FOR ANY OTHER PROJECT WITHOUT THE WRITTEN PERMISSION OF SLCE ARCHITECTS, LLP

CITY OF BLDGS 121305323 Job Number

BALCONY DESIGN FOR THIS FLOOR STILL PENDING FURTHER DESIMONE ANALYSIS

2#6 ADD'L T&B CONTINUOUS REINF. 3RD LAYER

2#6 ADD'L T&B CONTINUOUS REINF.

(12) - 6"ø 270 KSI POST TENSIONING TENDONS

2#6 ADD'L T&B CONTINUOUS REINF.

3#6 ADD'L T&B REINF. CONTINUOUS.

3#6 ADD'L T&B REINF. CONTINUOUS.

3#6 ADD'L T&B REINF. CONTINUOUS.

3#6 ADD'L T&B REINF. CONTINUOUS. 3RD LAYER

SLOPING COLUMN

3#6 ADD'L T&B REINF. CONTINUOUS.

SLOPING COLUMN

SLAB t=12"

3#6 ADD'L T&B REINF. CONTINUOUS. 3RD LAYER

SLOPING COLUMN

3#6 ADD'L T&B REINF. CONTINUOUS.

3#6 ADD'L T&B REINF. CONTINUOUS.

3#6 ADD'L T&B REINF. CONTINUOUS.

3#6 ADD'L T&B REINF. CONTINUOUS. 3RD LAYER

6'-3¾" PT REQUIRED MAX DISTANCE FOR PT IS 9'-8" MIN DISTANCE FOR PT IS 6'-2"

3#6 ADD'L T&B REINF. CONTINUOUS.

3#6 ADD'L T&B REINF. CONTINUOUS. 3RD LAYER

2#6 ADD'L T&B CONTINUOUS REINF.

| | |
|---|---|
| SLAB THICKNESS U.O.N.: | t = 10" |
| SLAB CONCRETE STRENGTH: | f'c = 9 ksi |
| TOP OF SLAB ELEVATION U.O.N.: | SEE COLUMN SCHEDULE |

**DRAWING NOTES:**

1. FOR GENERAL NOTES SEE S-001.
2. FOR COLUMN SCHEDULE AND DETAILS SEE DRAWINGS S-401 TO S-403.
3. FOR SHEAR WALL PLANS SEE S-404 TO S-409. FOR SHEAR WALL DETAILS SEE S-421. FOR SHEAR WALL ELEVATIONS SEE S-431.
4. FOR OUTRIGGER DETAILS SEE DETAILS SEE S-410 TO S-411.
5. FOR TYPICAL CONCRETE DETAILS SEE S-501 TO S-503.
6. FOR 10" SLAB, PROVIDE #5@12" O.C. BOTTOM BARS E.W., AB DENOTES ADD'L BOTTOM BARS. PROVIDE #5@12" O.C. MID STRIP TOP BARS, AT DENOTES ADD'L TOP BARS.
7. FOR 12" SLAB, PROVIDE #5@12" O.C. BOTTOM BARS E.W., AB DENOTES ADD'L BOTTOM BARS. PROVIDE #5@12" O.C. MID STRIP TOP BARS, AT DENOTES ADD'L TOP BARS.
8. OUTERMOST REINFORCEMENT RUNS NORTH - SOUTH.
9. FOR LINK BEAM SCHEDULE AND DETAILS SEE S-441.
10. CONCRETE STRENGTH OF SHEAR WALLS TO MATCH STRENGTH OF COLUMNS.
11. CONTRACTOR TO LOCATE AND VERIFY ALL OPENINGS THROUGH SLAB FROM ARCHITECTURAL DRAWINGS.
12. **T** DENOTES COLUMN TRANSFER.
13. **W** DENOTES COLUMN WALK.

Damon Titus APPROVED NYC Developments Hub


OWNER:
SNOWPLOW LLC
950 THIRD AVENUE
NEW YORK, NY 10022
TEL.: (212) 486-2000

ARCHITECT OF RECORD:
SLCE*Architects, LLP*
841 BROADWAY
NEW YORK, NY 10003
TEL.: (212) 979-8400
FAX.: (212) 979-8387

DESIGN ARCHITECT:
SOM
14 WALL STREET
NEW YORK, NY 10005
TEL.: 212.298.9336
FAX.: 212.298.9500

STRUCTURAL ENGINEER:
DESIMONE
18 WEST 18TH STREET, 10TH FLOOR
NEW YORK, NY 10011
TEL.: (212) 532-2211
FAX.: (212) 481-6108

MEP ENGINEER:
WSP • FLACK+KURTZ
512 SEVENTH AVENUE
NEW YORK, NY 10011
TEL.: (212) 532-9600

BUILDING ENVELOPE CONSULTANT:
GMS
GILSANZ MURRAY STEFICEK LLP
129 WEST 27th STREET
NEW YORK, NY 10001
TEL.: (212) 254-0030


| No: | Date: | Revision: |
|---|---|---|
| 6 | 10/10/12 | DOB FILING |
| 5 | 08/28/12 | FOUNDATION & SUPERSTRUCTURE BID SET |
| 4 | 04/20/12 | 100% DESIGN DEVELOPMENT |
| 3 | 03/28/12 | DD PROGRESS |
| 2 | 10/14/11 | 100% SCHEMATIC DESIGN |
| 1 | 09/02/11 | 50% SCHEMATIC DESIGN |

NORTH ARROW | SCALE

KEY PLAN:

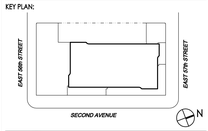


PROJECT:
252 EAST 57th STREET
NEW YORK, NY

TITLE:
25TH FLOOR PLAN

SEAL & SIGNATURE:

STATE OF NEW YORK STEVEN V. DESIMONE 049 PE PROFESSIONAL ENGINEER

| | |
|---|---|
| SCALE: | 1/8"=1'-0" |
| DATE: | 09/02/11 |
| PROJECT No: | 5514 |
| FILE No: | |
| DRAWN BY: | VEF |
| CHECKED BY: | |
| DWG. No.: | S-225.00 |

22 of —

CITY OF BLDGS 121305323 Job Number
121305323 Work Permit

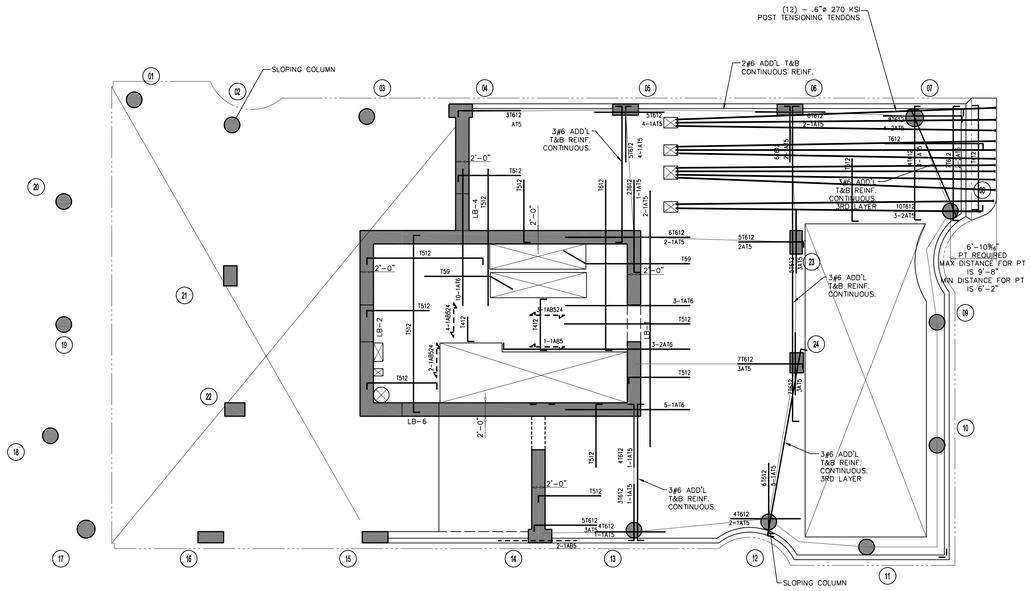


| | |
|---|---|
| SLAB THICKNESS U.O.N.: | t = 12" |
| SLAB CONCRETE STRENGTH: | f'c = 9 ksi |
| TOP OF SLAB ELEVATION U.O.N.: | SEE COLUMN SCHEDULE |

**DRAWING NOTES:**

1. FOR GENERAL NOTES SEE S-001.
2. FOR COLUMN SCHEDULE AND DETAILS SEE DRAWINGS S-401 TO S-403.
3. FOR SHEAR WALL PLANS SEE S-404 TO S-409. FOR SHEAR WALL DETAILS SEE S-421. FOR SHEAR WALL ELEVATIONS SEE S-431.
4. FOR TYPICAL CONCRETE DETAILS SEE S-501 TO S-503.
5. FOR 12" SLAB, PROVIDE #5@12" O.C. BOTTOM BARS E.W., AB DENOTES ADD'L BOTTOM BARS. PROVIDE #5@12" O.C. MID STRIP TOP BARS, AT DENOTES ADD'L TOP BARS.
6. OUTERMOST REINFORCEMENT RUNS NORTH - SOUTH.
7. FOR LINK BEAM SCHEDULE AND DETAILS SEE S-441.
8. CONCRETE STRENGTH OF SHEAR WALLS TO MATCH STRENGTH OF COLUMNS.
9. CONTRACTOR TO LOCATE AND VERIFY ALL OPENINGS THROUGH SLAB FROM ARCHITECTURAL AND MEP DRAWINGS.
10. T DENOTES SLAB TRANSFER.
11. W DENOTES CONCRETE WALL.

Damian Tatum
APPROVED
Date: 9/20/2012
NYC Development Hub

OWNER:

SNOWPLOW LLC
950 THIRD AVENUE
NEW YORK, NY 10022
TEL.: (212) 486-2000

ARCHITECT OF RECORD:

SLCE*Architects, LLP*
841 BROADWAY
NEW YORK, NY 10003
TEL.: (212) 979-8400
FAX.: (212) 979-8387

DESIGN ARCHITECT:

SOM
14 WALL STREET
NEW YORK, NY 10005
TEL.: 212.298.9336
FAX.: 212.298.9500

STRUCTURAL ENGINEER:

DESIMONE
18 WEST 18TH STREET, 10TH FLOOR
NEW YORK, NY 10011
TEL.: (212) 532-2211
FAX.: (212) 481-6108

MEP ENGINEER:

WSP • FLACK+KURTZ
512 SEVENTH AVENUE
NEW YORK, NY 10011
TEL.: (212) 532-9600

BUILDING ENVELOPE CONSULTANT:

GILSANZ MURRAY STEFICEK LLP
129 WEST 27th STREET
NEW YORK, NY 10001
TEL.: (212) 254-0030

| No: | Date: | Revision: |
|---|---|---|
| 4 | 10/10/12 | DOB FILING |
| 3 | 08/28/12 | FOUNDATION & SUPERSTRUCTURE BID SET |
| 2 | 04/20/12 | 100% DESIGN DEVELOPMENT |
| 1 | 03/28/12 | DD PROGRESS |

NORTH ARROW | SCALE

KEY PLAN:

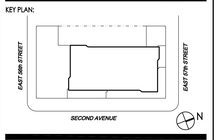


PROJECT:

# 252 EAST 57th STREET NEW YORK, NY

TITLE:

## 26TH FLOOR PLAN

SEAL & SIGNATURE:

STATE OF NEW YORK — STEPHEN V. DeSIMONE — 076 031534 — LICENSED PROFESSIONAL ENGINEER

| | |
|---|---|
| SCALE: | 1/8"=1'-0" |
| DATE: | 09/20/11 |
| PROJECT No: | 5514 |
| FILE No: | |
| DRAWN BY: | VEF |
| CHECKED BY: | |
| DWG. No.: | S-226.00 |

23 of —

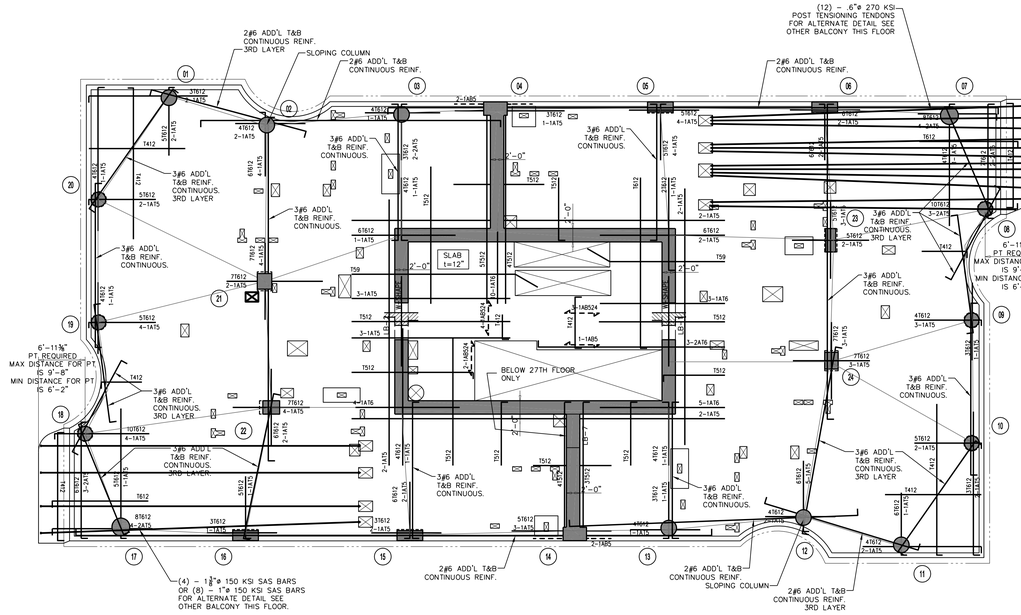


| | |
|---|---|
| SLAB THICKNESS U.O.N.: | t = 9" |
| SLAB CONCRETE STRENGTH: | f'c = 7 ksi |
| TOP OF SLAB ELEVATION U.O.N.: | SEE COLUMN SCHEDULE |

**DRAWING NOTES:**

1. FOR GENERAL NOTES SEE S-001.
2. FOR COLUMN SCHEDULE AND DETAILS SEE DRAWINGS S-401 TO S-403.
3. FOR SHEAR WALL PLANS SEE S-404 TO S-409. FOR SHEAR WALL DETAILS SEE S-421. FOR SHEAR WALL ELEVATIONS SEE S-431.
4. FOR TYPICAL CONCRETE DETAILS SEE S-501 TO S-503.
5. FOR 9" SLAB, PROVIDE #4@12" O.C. BOTTOM BARS E.W., AB DENOTES ADD'L BOTTOM BARS. PROVIDE #4@12" O.C. MID STRIP TOP BARS, AT DENOTES ADD'L TOP BARS.
6. FOR 12" SLAB, PROVIDE #5@12" O.C. BOTTOM BARS E.W., AB DENOTES ADD'L BOTTOM BARS. PROVIDE #5@12" O.C. MID STRIP TOP BARS, AT DENOTES ADD'L TOP BARS.
7. OUTERMOST REINFORCEMENT IS NORTH - SOUTH.
8. FOR LINK BEAM SCHEDULE AND DETAILS SEE S-441.
9. CONCRETE STRENGTH OF SHEAR WALLS AND LINK BEAMS TO MATCH STRENGTH OF COLUMNS.
10. CONTRACTOR TO LOCATE AND VERIFY ALL OPENINGS THROUGH SLAB FROM ARCHITECTURAL AND MEP DRAWINGS.
11. **T** DENOTES COLUMN TRANSFER.
12. **W** DENOTES COLUMN WALK.
13. BALCONIES TO BE SHORED UNTIL PT STEEL IS IN PLACE.

Damian Tatus
APPROVED
NYC Development Hub
Date: 03/20/2014

OWNER:

SNOWPLOW LLC
950 THIRD AVENUE
NEW YORK, NY 10022
TEL.: (212) 486-2000

ARCHITECT OF RECORD:

SLCE*Architects, LLP*
841 BROADWAY
NEW YORK, NY 10003
TEL.: (212) 979-8400
FAX.: (212) 979-8387

DESIGN ARCHITECT:

SOM
14 WALL STREET
NEW YORK, NY 10005
TEL.: 212.298.9336
FAX.: 212.298.9500

STRUCTURAL ENGINEER:

DESIMONE
18 WEST 18TH STREET, 10TH FLOOR
NEW YORK, NY 10011
TEL.: (212) 532-2211
FAX.: (212) 481-6108

MEP ENGINEER:

WSP • FLACK+KURTZ
512 SEVENTH AVENUE
NEW YORK, NY 10011
TEL.: (212) 532-9600

BUILDING ENVELOPE CONSULTANT:

GMS
GILSANZ MURRAY STEFICEK LLP
129 WEST 27th STREET
NEW YORK, NY 10001
TEL.: (212) 254-0030

| No: | Date: | Revision: |
|---|---|---|
| 6 | 10/10/12 | DOB FILING |
| 5 | 08/28/12 | FOUNDATION & SUPERSTRUCTURE BID SET |
| 4 | 04/20/12 | 100% DESIGN DEVELOPMENT |
| 3 | 03/28/12 | DD PROGRESS |
| 2 | 10/14/11 | 100% SCHEMATIC DESIGN |
| 1 | 09/02/11 | 50% SCHEMATIC DESIGN |

NORTH ARROW | SCALE

KEY PLAN:

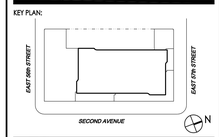


PROJECT:

252 EAST 57th STREET
NEW YORK, NY

TITLE:

27TH-32ND FLOOR PLAN

SEAL & SIGNATURE:

STATE OF NEW YORK
STEPHEN V. DeBIAS
No. 076933
LICENSED PROFESSIONAL ENGINEER

| | |
|---|---|
| SCALE: | 1/8"=1'-0" |
| DATE: | 09/02/11 |
| PROJECT No: | 5514 |
| FILE No: | |
| DRAWN BY: | VEF |
| CHECKED BY: | |
| DWG. No.: | S-227.00 |

24 OF —

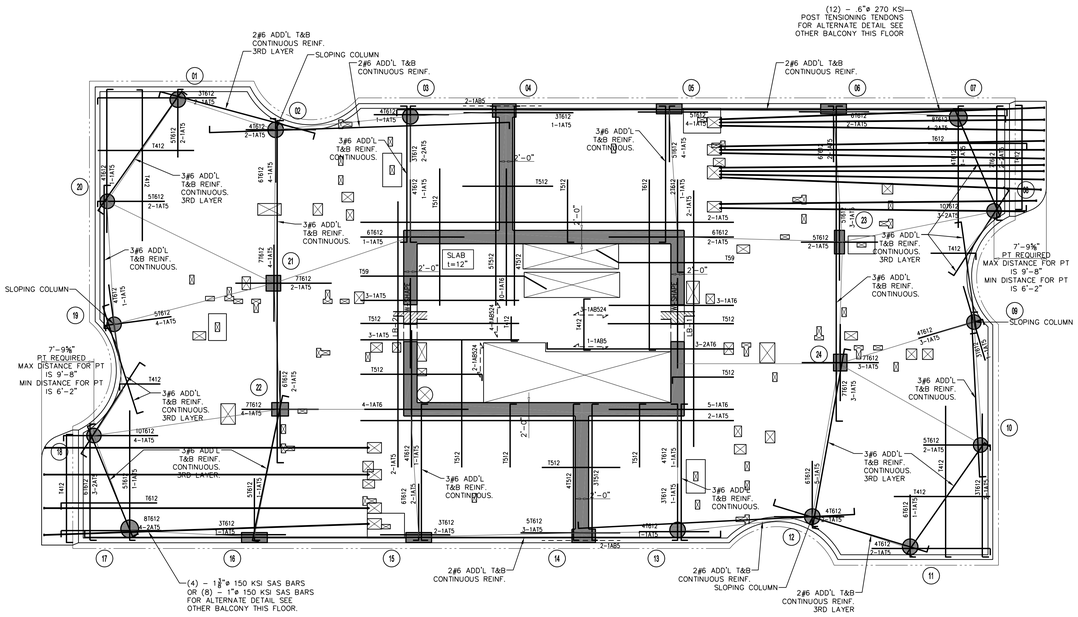


| | |
|---|---|
| SLAB THICKNESS U.O.N.: | t = 9" |
| SLAB CONCRETE STRENGTH: | f'c = 6 ksi |
| TOP OF SLAB ELEVATION U.O.N.: | SEE COLUMN SCHEDULE |

**DRAWING NOTES:**

1. FOR GENERAL NOTES SEE S-001.
2. FOR COLUMN SCHEDULE AND DETAILS SEE DRAWINGS S-401 TO S-403.
3. FOR SHEAR WALL PLANS SEE S-404 TO S-409. FOR SHEAR WALL DETAILS SEE S-421. FOR SHEAR WALL ELEVATIONS SEE S-431.
4. FOR TYPICAL CONCRETE DETAILS SEE S-501 TO S-503.
5. FOR 9" SLAB, PROVIDE #4@12" O.C. BOTTOM BARS E.W., AB DENOTES ADD'L BOTTOM BARS. PROVIDE #4@12" O.C. MID STRIP TOP BARS, AT DENOTES ADD'L TOP BARS.
6. FOR 12" SLAB, PROVIDE #5@12" O.C. BOTTOM BARS E.W., AB DENOTES ADD'L BOTTOM BARS. PROVIDE #5@12" O.C. MID STRIP TOP BARS, AT DENOTES ADD'L TOP BARS.
7. OUTERMOST REINFORCEMENT DESIGNED AS NORTH – SOUTH.
8. FOR LINK BEAM SCHEDULE AND DETAILS SEE S-441.
9. CONCRETE STRENGTH OF SHEAR WALLS AND LINK BEAMS TO MATCH STRENGTH OF COLUMNS.
10. CONTRACTOR TO LOCATE AND VERIFY ALL OPENINGS THROUGH SLAB FROM ARCHITECTURAL AND MEP DRAWINGS.
11. **T** DENOTES COLUMN TRANSFER.
12. **W** DENOTES COLUMN WALK.
13. BALCONIES TO BE SHORED UNTIL PT STEEL IS IN PLACE.


Approved
Date: 03/20/2014
NYC Development Hub


OWNER:


SNOWPLOW LLC
950 THIRD AVENUE
NEW YORK, NY 10022
TEL.: (212) 486-2000


ARCHITECT OF RECORD:


SLCE*Architects, LLP*
841 BROADWAY
NEW YORK, NY 10003
TEL.: (212) 979-8400
FAX.: (212) 979-8387


DESIGN ARCHITECT:


SOM
14 WALL STREET
NEW YORK, NY 10005
TEL.: 212.298.9336
FAX.: 212.298.9500


STRUCTURAL ENGINEER:


DESIMONE
18 WEST 18TH STREET, 10TH FLOOR
NEW YORK, NY 10011
TEL.: (212) 532-2211
FAX.: (212) 481-6108


MEP ENGINEER:


WSP • FLACK+KURTZ
512 SEVENTH AVENUE
NEW YORK, NY 10011
TEL.: (212) 532-9600


BUILDING ENVELOPE CONSULTANT:


GMS
GILSANZ MURRAY STEFICEK LLP
129 WEST 27th STREET
NEW YORK, NY 10001
TEL.: (212) 254-0030


| No: | Date: | Revision: |
|---|---|---|
| 6 | 10/10/12 | DOB FILING |
| 5 | 08/28/12 | FOUNDATION & SUPERSTRUCTURE BID SET |
| 4 | 04/20/12 | 100% DESIGN DEVELOPMENT |
| 3 | 03/28/12 | DD PROGRESS |
| 2 | 10/14/11 | 100% SCHEMATIC DESIGN |
| 1 | 09/02/11 | 50% SCHEMATIC DESIGN |

NORTH ARROW | SCALE

KEY PLAN:

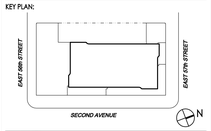


PROJECT:

# 252 EAST 57th STREET NEW YORK, NY

TITLE:

## 33RD-41ST FLOOR PLAN

SEAL & SIGNATURE:

STATE OF NEW YORK · STEPHEN V. DeBIASIO · No. 074933 · LICENSED PROFESSIONAL ENGINEER

| | |
|---|---|
| SCALE: | 1/8"=1'-0" |
| DATE: | 09/02/11 |
| PROJECT No: | 5514 |
| FILE No: | |
| DRAWN BY: | VEF |
| CHECKED BY: | |
| DWG. No.: | S-233.00 |

25 OF —

CITY OF BLDGS 121305323 Job Number

BSA0064188 Work Order

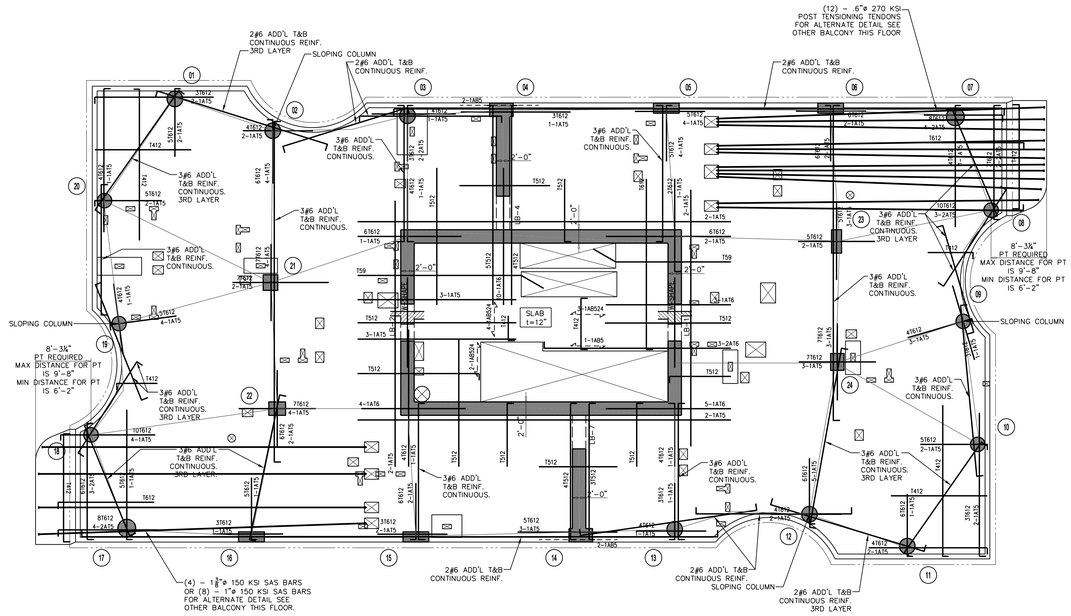


| | |
|---|---|
| SLAB THICKNESS U.O.N.: | t = 9" |
| SLAB CONCRETE STRENGTH: | f'c = 5 ksi |
| TOP OF SLAB ELEVATION U.O.N.: | SEE COLUMN SCHEDULE |

**DRAWING NOTES:**

1. FOR GENERAL NOTES SEE S-001.
2. FOR COLUMN SCHEDULE AND DETAILS SEE DRAWINGS S-401 TO S-403.
3. FOR SHEAR WALL PLANS SEE S-404 TO S-409. FOR SHEAR WALL DETAILS SEE S-421. FOR SHEAR WALL ELEVATIONS SEE S-431.
4. FOR TYPICAL CONCRETE DETAILS SEE S-501 TO S-503.
5. FOR 9" SLAB, PROVIDE #4@12" O.C. BOTTOM BARS E.W., AB DENOTES ADD'L BOTTOM BARS. PROVIDE #4@12" O.C. MID STRIP TOP BARS, AT DENOTES ADD'L TOP BARS.
6. FOR 12" SLAB, PROVIDE #5@12" O.C. BOTTOM BARS E.W., AB DENOTES ADD'L BOTTOM BARS. PROVIDE #5@12" O.C. MID STRIP TOP BARS, AT DENOTES ADD'L TOP BARS.
7. OUTERMOST REINFORCEMENT IS NORTH + SOUTH.
8. FOR LINK BEAM REINFORCING DETAILS SEE S-441.
9. CONCRETE STRENGTH OF SHEAR WALLS AND LINK BEAMS TO MATCH STRENGTH OF COLUMNS.
10. CONTRACTOR TO COORDINATE AND VERIFY ALL OPENINGS THROUGH SLAB FROM ARCHITECTURAL AND MEP DRAWINGS.
11. **T** DENOTES COLUMN TRANSFER.
12. **W** DENOTES COLUMN WALK.
13. BALCONIES TO BE SHORED UNTIL PT STEEL IS IN PLACE.

APPROVED
NYC Development Hub
10/10/2012


OWNER:
SNOWPLOW LLC
950 THIRD AVENUE
NEW YORK, NY 10022
TEL.: (212) 486-2000

ARCHITECT OF RECORD:
SLCE*Architects, LLP*
841 BROADWAY
NEW YORK, NY 10003
TEL.: (212) 979-8400
FAX.: (212) 979-8387

DESIGN ARCHITECT:
SOM
14 WALL STREET
NEW YORK, NY 10005
TEL.: 212.298.9336
FAX.: 212.298.9500

STRUCTURAL ENGINEER:
DESIMONE
18 WEST 18TH STREET, 10TH FLOOR
NEW YORK, NY 10011
TEL.: (212) 532-2211
FAX.: (212) 481-6108

MEP ENGINEER:
WSP • FLACK+KURTZ
512 SEVENTH AVENUE
NEW YORK, NY 10011
TEL.: (212) 532-9600

BUILDING ENVELOPE CONSULTANT:
GMS
GILSANZ MURRAY STEFICEK LLP
129 WEST 27th STREET
NEW YORK, NY 10001
TEL.: (212) 254-0030


| No: | Date: | Revision: |
|---|---|---|
| 6 | 10/10/12 | DOB FILING |
| 5 | 08/28/12 | FOUNDATION & SUPERSTRUCTURE BID SET |
| 4 | 04/20/12 | 100% DESIGN DEVELOPMENT |
| 3 | 03/28/12 | DD PROGRESS |
| 2 | 10/14/11 | 100% SCHEMATIC DESIGN |
| 1 | 09/02/11 | 50% SCHEMATIC DESIGN |

NORTH ARROW | SCALE

KEY PLAN:

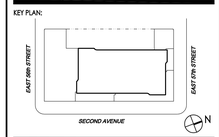


PROJECT:
# 252 EAST 57th STREET NEW YORK, NY

TITLE:
## 42ND-46TH FLOOR PLAN

SEAL & SIGNATURE:




| | |
|---|---|
| SCALE: | 1/8"=1'-0" |
| DATE: | 09/02/11 |
| PROJECT No: | 5514 |
| FILE No: | |
| DRAWN BY: | VEF |
| CHECKED BY: | |
| DWG. No.: | S-242.00 |

26 OF —


THESE PLANS AND SPECIFICATIONS ARE THE PROPERTY OF SLCE ARCHITECTS, LLP AND ARE NOT TO BE USED IN WHOLE OR IN PART FOR ANY OTHER PROJECT WITHOUT THE WRITTEN AUTHORIZATION OF SLCE ARCHITECTS, LLP

CITY OF BLDGS 121305323 Job Number

121305323-I1-DOB-DOB Application Number

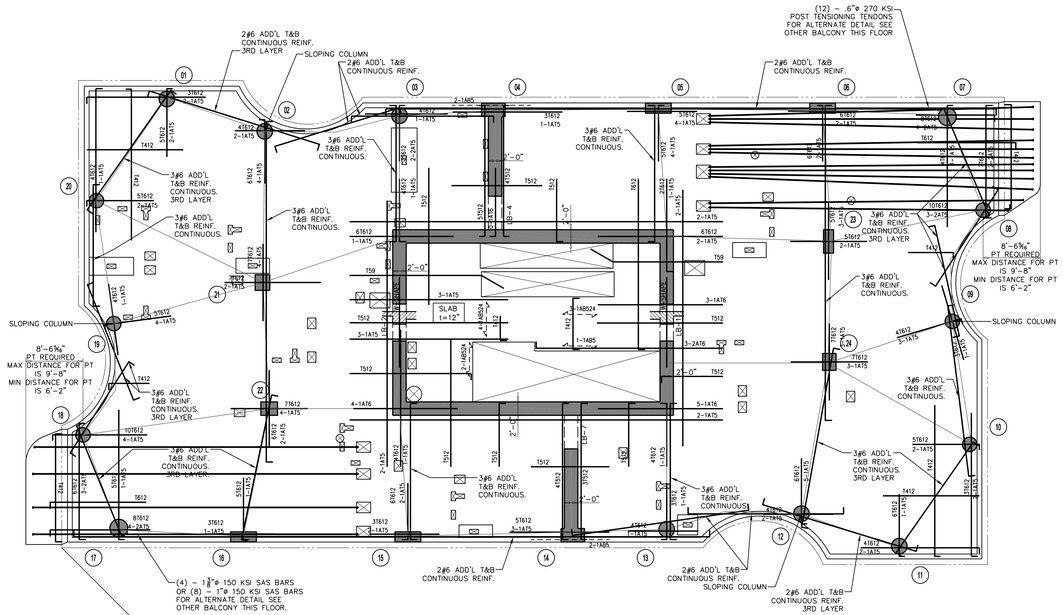


| | |
|---|---|
| SLAB THICKNESS U.O.N.: | t = 9" |
| SLAB CONCRETE STRENGTH: | f'c = 5 ksi |
| TOP OF SLAB ELEVATION U.O.N.: | SEE COLUMN SCHEDULE |

**DRAWING NOTES:**

1. FOR GENERAL NOTES SEE S-001.
2. FOR COLUMN SCHEDULE AND DETAILS SEE DRAWINGS S-401 TO S-403.
3. FOR SHEAR WALL PLANS SEE S-404 TO S-409. FOR SHEAR WALL DETAILS SEE S-421. FOR SHEAR WALL ELEVATIONS SEE S-431.
4. FOR TYPICAL CONCRETE DETAILS SEE S-501 TO S-503.
5. FOR 9" SLAB, PROVIDE #4@12" O.C. BOTTOM BARS E.W., AB DENOTES ADD'L BOTTOM BARS. PROVIDE #4@12" O.C. MID STRIP TOP BARS, AT DENOTES ADD'L TOP BARS.
6. FOR 12" SLAB, PROVIDE #5@12" O.C. BOTTOM BARS E.W., AB DENOTES ADD'L BOTTOM BARS. PROVIDE #5@12" O.C. MID STRIP TOP BARS, AT DENOTES ADD'L TOP BARS.
7. OUTERMOST REINF. RUNS NORTH - SOUTH.
8. FOR LINK BEAM REINFORCING AND DETAILS SEE S-441.
9. CONCRETE STRENGTH OF SHEAR WALLS AND LINK BEAMS TO MATCH STRENGTH OF COLUMNS.
10. CONTRACTOR TO COORDINATE AND VERIFY ALL OPENINGS THROUGH SLAB FROM ARCHITECTURAL AND MEP DRAWINGS.
11. **T** DENOTES COLUMN TRANSFER.
12. **W** DENOTES COLUMN WALK.
13. BALCONIES TO BE SHORED UNTIL PT STEEL IS IN PLACE.

APPROVED
NYC Development Hub


OWNER:

SNOWPLOW LLC
950 THIRD AVENUE
NEW YORK, NY 10022
TEL.: (212) 486-2000

ARCHITECT OF RECORD:

SLCE*Architects, LLP*
841 BROADWAY
NEW YORK, NY 10003
TEL.: (212) 979-8400
FAX.: (212) 979-8387

DESIGN ARCHITECT:

SOM
14 WALL STREET
NEW YORK, NY 10005
TEL.: 212.298.9336
FAX.: 212.298.9500

STRUCTURAL ENGINEER:

DESIMONE
18 WEST 18TH STREET, 10TH FLOOR
NEW YORK, NY 10011
TEL.: (212) 532-2211
FAX.: (212) 481-6108

MEP ENGINEER:

WSP • FLACK+KURTZ
512 SEVENTH AVENUE
NEW YORK, NY 10011
TEL.: (212) 532-9600

BUILDING ENVELOPE CONSULTANT:

GMS
GILSANZ MURRAY STEFICEK LLP
129 WEST 27th STREET
NEW YORK, NY 10001
TEL.: (212) 254-0030


| No: | Date: | Revision: |
|---|---|---|
| 6 | 10/10/12 | DOB FILING |
| 5 | 08/28/12 | FOUNDATION & SUPERSTRUCTURE BID SET |
| 4 | 04/20/12 | 100% DESIGN DEVELOPMENT |
| 3 | 03/28/12 | DD PROGRESS |
| 2 | 10/14/11 | 100% SCHEMATIC DESIGN |
| 1 | 09/02/11 | 50% SCHEMATIC DESIGN |

NORTH ARROW | SCALE

KEY PLAN:

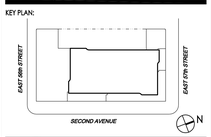


PROJECT:

# 252 EAST 57th STREET NEW YORK, NY

TITLE:

## 47TH-48TH FLOOR PLAN

SEAL & SIGNATURE:




| | |
|---|---|
| SCALE: | 1/8"=1'-0" |
| DATE: | 09/02/11 |
| PROJECT No: | 5514 |
| FILE No: | |
| DRAWN BY: | VEF |
| CHECKED BY: | |
| DWG. No.: | S-247.00 |

27 of —


Copyright SLCE Architects, LLP and Skidmore, Owings & Merrill LLP

CITY OF BLDGS 121,505,523 Job Number

121505523 Job Docket

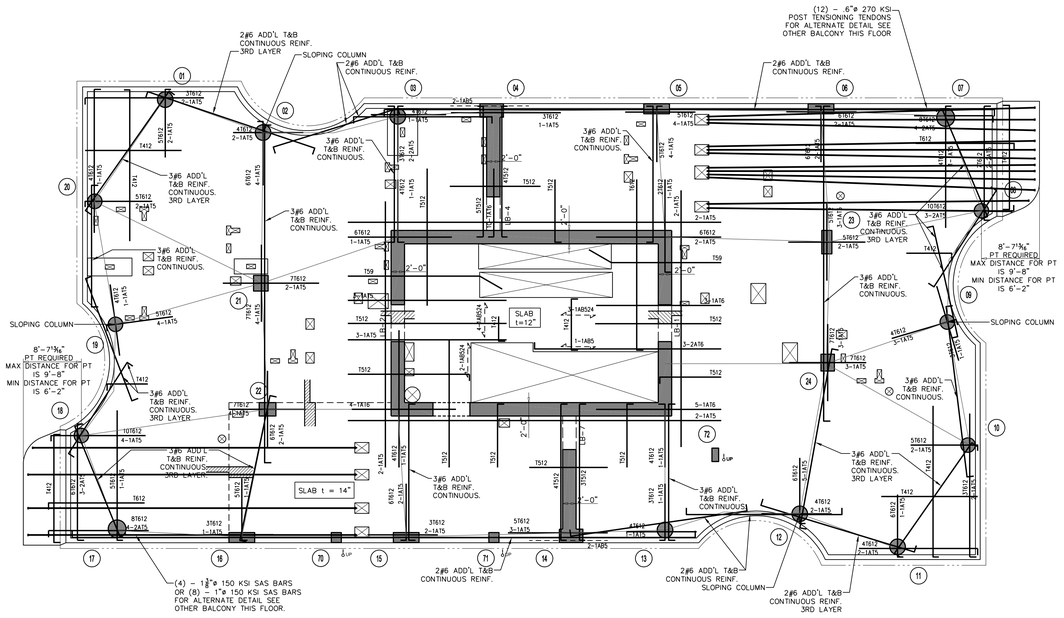


SLAB THICKNESS U.O.N.:
t = 9"

SLAB CONCRETE STRENGTH:
f'c = 5 ksi

TOP OF SLAB ELEVATION U.O.N.:
SEE COLUMN SCHEDULE

**DRAWING NOTES:**

1. FOR GENERAL NOTES SEE S-001.
2. FOR COLUMN SCHEDULE AND DETAILS SEE DRAWINGS S-401 TO S-403.
3. FOR SHEAR WALL DETAILS SEE S-404 TO S-409. FOR SHEAR WALL ELEVATIONS SEE S-421. FOR SHEAR WALL ELEVATIONS SEE S-431.
4. FOR TYPICAL CONCRETE DETAILS SEE S-501 TO S-503.
5. FOR 9" SLAB, PROVIDE #4@12" O.C. BOTTOM BARS E.W., AB DENOTES ADD'L BOTTOM BARS. PROVIDE #4@12" O.C. MID STRIP TOP BARS, AT DENOTES ADD'L TOP BARS.
6. FOR 12" SLAB, PROVIDE #5@12" O.C. BOTTOM BARS E.W., AB DENOTES ADD'L BOTTOM BARS. PROVIDE #5@12" O.C. MID STRIP TOP BARS, AT DENOTES ADD'L TOP BARS.
7. FOR 14" SLAB, PROVIDE #5@12" O.C. BOTTOM BARS E.W., AB DENOTES ADD'L BOTTOM BARS. PROVIDE #5@12" O.C. MID STRIP TOP BARS, AT DENOTES ADD'L TOP BARS.
8. OUTERMOST CONCRETE RUNS NORTH - SOUTH.
9. FOR LINK BEAM SCHEDULE AND DETAILS SEE S-441.
10. CONCRETE STRENGTH OF SHEAR WALLS AND LINK BEAMS TO MATCH STRENGTH OF COLUMNS.
11. CONTRACTOR TO LOCATE AND VERIFY ALL OPENINGS THROUGH SLAB FROM ARCHITECTURAL AND MEP DRAWINGS.
12. **T** DENOTES COLUMN TRANSFER.
13. **W** DENOTES COLUMN WALK.
14. BALCONIES TO BE SHORED UNTIL PT STEEL IS IN PLACE.

APPROVED
Date: 09/21/2012
NYC Development Hub

OWNER:

SNOWPLOW LLC
950 THIRD AVENUE
NEW YORK, NY 10022
TEL.: (212) 486-2000

ARCHITECT OF RECORD:

SLCE*Architects, LLP*
841 BROADWAY
NEW YORK, NY 10003
TEL.: (212) 979-8400
FAX.: (212) 979-8387

DESIGN ARCHITECT:

SOM
14 WALL STREET
NEW YORK, NY 10005
TEL.: 212.298.9336
FAX.: 212.298.9500

STRUCTURAL ENGINEER:

DESIMONE
18 WEST 18TH STREET, 10TH FLOOR
NEW YORK, NY 10011
TEL.: (212) 532-2211
FAX.: (212) 481-6108

MEP ENGINEER:

WSP • FLACK+KURTZ
512 SEVENTH AVENUE
NEW YORK, NY 10011
TEL.: (212) 532-9600

BUILDING ENVELOPE CONSULTANT:

GILSANZ MURRAY STEFICEK LLP
129 WEST 27th STREET
NEW YORK, NY 10001
TEL.: (212) 254-0030

| No: | Date: | Revision: |
|---|---|---|
| 6 | 10/10/12 | DOB FILING |
| 5 | 08/28/12 | FOUNDATION & SUPERSTRUCTURE BID SET |
| 4 | 04/20/12 | 100% DESIGN DEVELOPMENT |
| 3 | 03/28/12 | DD PROGRESS |
| 2 | 10/14/11 | 100% SCHEMATIC DESIGN |
| 1 | 09/02/11 | 50% SCHEMATIC DESIGN |

NORTH ARROW | SCALE

KEY PLAN:

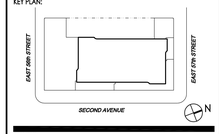


PROJECT:

252 EAST 57th STREET
NEW YORK, NY

TITLE:

49TH FLOOR PLAN

SEAL & SIGNATURE:

STATE OF NEW YORK STEVEN V. DESIMONE 076,859 LICENSED PROFESSIONAL ENGINEER

| | |
|---|---|
| SCALE: | 1/8"=1'-0" |
| DATE: | 09/02/11 |
| PROJECT No: | 5514 |
| FILE No: | |
| DRAWN BY: | VEF |
| CHECKED BY: | |
| DWG. No.: | S-249.00 |

28 OF —

THESE PLANS AND SPECIFICATIONS ARE THE PROPERTY OF SLCE ARCHITECTS, LLP AND ARE NOT TO BE USED IN WHOLE OR IN PART FOR ANY OTHER PROJECT WITHOUT THE WRITTEN AUTHORIZATION OF SLCE ARCHITECTS, LLP. © 2012 SLCE ARCHITECTS, LLP

CITY OF BLDGS 121305323 Job Number

B1000641006 Application Number

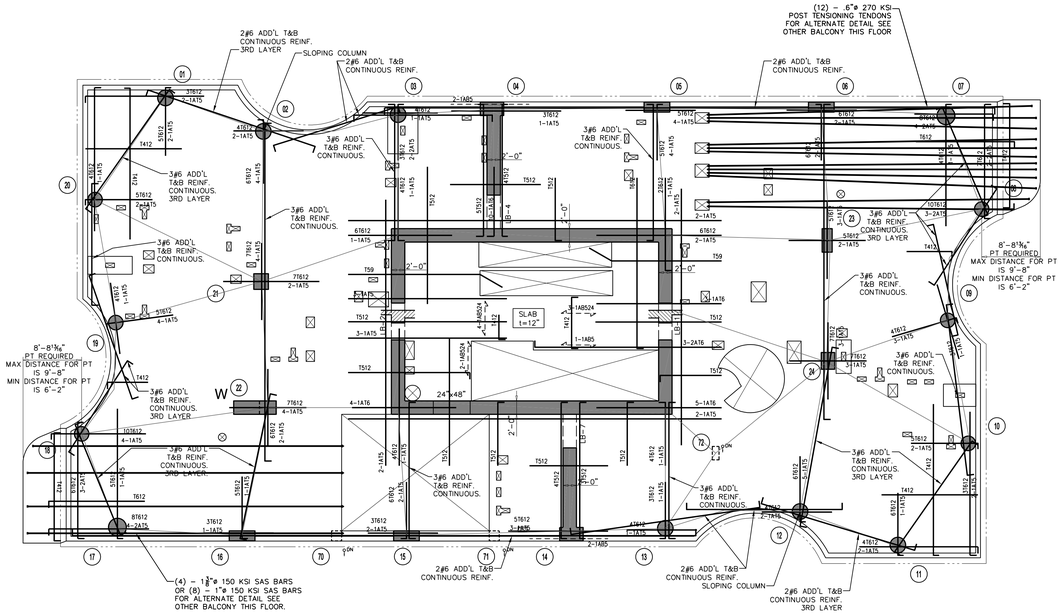


| | | |
|---|---|---|
| SLAB THICKNESS U.O.N.: | t = 9" | |
| SLAB CONCRETE STRENGTH: | f'c = 5 ksi | |
| TOP OF SLAB ELEVATION U.O.N.: | SEE COLUMN SCHEDULE | |

**DRAWING NOTES:**

1. FOR GENERAL NOTES SEE S-001.
2. FOR COLUMN SCHEDULE AND DETAILS SEE DRAWINGS S-401 TO S-403.
3. FOR SHEAR WALL PLANS SEE S-421 TO S-429. FOR SHEAR WALL DETAILS SEE S-421. FOR SHEAR WALL ELEVATIONS SEE S-431.
4. FOR TYPICAL CONCRETE DETAILS SEE S-501 TO S-503.
5. FOR 9" SLAB, PROVIDE #4@12" O.C. BOTTOM BARS E.W., AB DENOTES ADD'L BOTTOM BARS. PROVIDE #4@12" O.C. MID STRIP TOP BARS, AT DENOTES ADD'L TOP BARS.
6. FOR 12" SLAB, PROVIDE #5@12" O.C. BOTTOM BARS E.W., AB DENOTES ADD'L BOTTOM BARS. PROVIDE #5@12" O.C. MID STRIP TOP BARS, AT DENOTES ADD'L TOP BARS.
7. OUTERMOST REINF. RUNS NORTH - SOUTH.
8. FOR LINK BEAM SCHEDULE AND DETAILS SEE S-441.
9. CONCRETE STRENGTH OF SHEAR WALLS AND LINK BEAMS TO MATCH STRENGTH OF COLUMNS.
10. CONTRACTOR TO LOCATE AND VERIFY ALL OPENINGS THROUGH SLAB FROM ARCHITECTURAL AND MEP DRAWINGS.
11. **T** DENOTES COLUMN TRANSFER.
12. **W** DENOTES COLUMN WALK.
13. BALCONIES TO BE SHORED UNTIL PT STEEL IS IN PLACE.

APPROVED
Date: 03/20/2014
NYC Development Hub


OWNER:
SNOWPLOW LLC
950 THIRD AVENUE
NEW YORK, NY 10022
TEL.: (212) 486-2000

ARCHITECT OF RECORD:
SLCE*Architects, LLP*
841 BROADWAY
NEW YORK, NY 10003
TEL.: (212) 979-8400
FAX.: (212) 979-8387

DESIGN ARCHITECT:
SOM
14 WALL STREET
NEW YORK, NY 10005
TEL.: 212.298.9336
FAX.: 212.298.9500

STRUCTURAL ENGINEER:
DESIMONE
18 WEST 18TH STREET, 10TH FLOOR
NEW YORK, NY 10011
TEL.: (212) 532-2211
FAX.: (212) 481-6108

MEP ENGINEER:
WSP • FLACK+KURTZ
512 SEVENTH AVENUE
NEW YORK, NY 10011
TEL.: (212) 532-9600

BUILDING ENVELOPE CONSULTANT:
GMS
GILSANZ MURRAY STEFICEK LLP
129 WEST 27th STREET
NEW YORK, NY 10001
TEL.: (212) 254-0030


| No: | Date: | Revision: |
|---|---|---|
| 5 | 10/10/12 | DOB FILING |
| 4 | 08/28/12 | FOUNDATION & SUPERSTRUCTURE BID SET |
| 3 | 04/20/12 | 100% DESIGN DEVELOPMENT |
| 2 | 10/14/11 | 100% SCHEMATIC DESIGN |
| 1 | 09/02/11 | 50% SCHEMATIC DESIGN |

NORTH ARROW | SCALE

KEY PLAN:

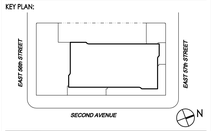


PROJECT:
# 252 EAST 57th STREET NEW YORK, NY

TITLE:
## 50TH FLOOR PLAN

SEAL & SIGNATURE:

STATE OF NEW YORK STEVEN V. DESIMONE 016 PROFESSIONAL ENGINEER

| | |
|---|---|
| SCALE: | 1/8"=1'-0" |
| DATE: | 09/02/11 |
| PROJECT No: | 5514 |
| FILE No: | |
| DRAWN BY: | VEF |
| CHECKED BY: | |
| DWG. No.: | S-250.00 |

29 OF —


THESE DRAWINGS AND SPECIFICATIONS ARE THE PROPERTY AND COPYRIGHT OF SLCE ARCHITECTS, LLP AND SHALL NOT BE USED BY ANY PERSON OR ENTITY FOR ANY PURPOSE WHATSOEVER WITHOUT THE WRITTEN PERMISSION OF SLCE ARCHITECTS, LLP. VISUAL CONTACT WITH THESE DRAWINGS AND SPECIFICATIONS SHALL CONSTITUTE PRIMA FACIE EVIDENCE OF ACCEPTANCE OF THESE RESTRICTIONS.

CITY OF BLDGS 121305323 Job Number

BIN 1086574 Block 1309

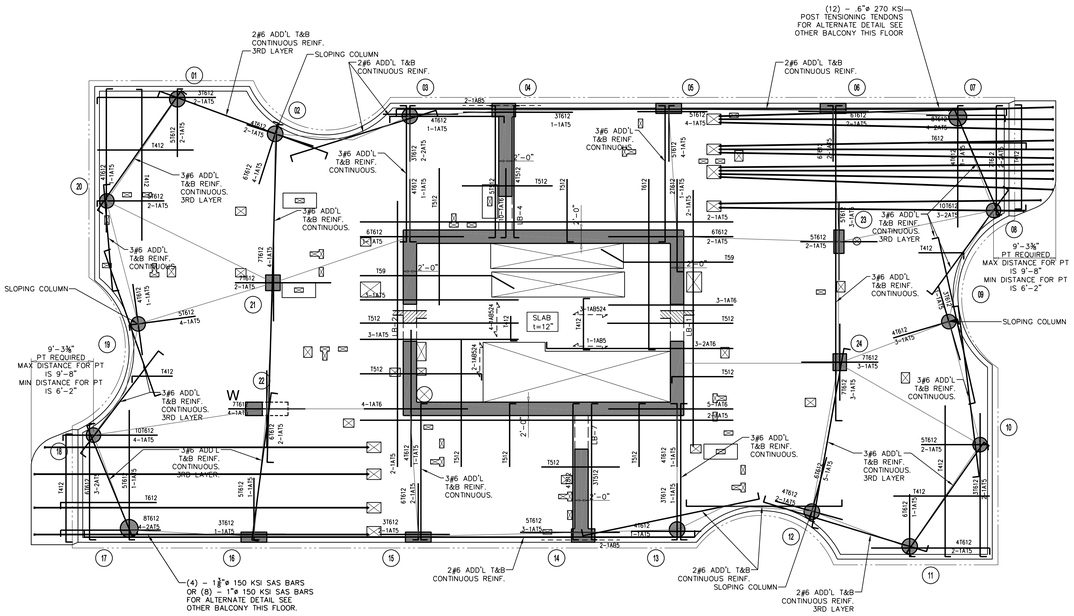


| | |
|---|---|
| SLAB THICKNESS U.O.N.: | t = 9" |
| SLAB CONCRETE STRENGTH: | f'c = 5 ksi |
| TOP OF SLAB ELEVATION U.O.N.: | SEE COLUMN SCHEDULE |

**DRAWING NOTES:**

1. FOR GENERAL NOTES SEE S-001.
2. FOR COLUMN SCHEDULE AND DETAILS SEE DRAWINGS S-401 TO S-403.
3. FOR SHEAR WALL PLANS SEE S-404 TO S-409. FOR SHEAR WALL DETAILS SEE S-421. FOR SHEAR WALL ELEVATIONS SEE S-431.
4. FOR TYPICAL CONCRETE DETAILS SEE S-501 TO S-503.
5. FOR 9" SLAB, PROVIDE #4@12" O.C. BOTTOM BARS E.W., AB DENOTES ADD'L BOTTOM BARS. PROVIDE #4@12" O.C. MID STRIP TOP BARS, AT DENOTES ADD'L TOP BARS.
6. FOR 12" SLAB, PROVIDE #5@12" O.C. BOTTOM BARS E.W., AB DENOTES ADD'L BOTTOM BARS. PROVIDE #5@12" O.C. MID STRIP TOP BARS, AT DENOTES ADD'L TOP BARS.
7. OUTERMOST REINFORCING RUNS NORTH + SOUTH.
8. FOR LINK BEAM SCHEDULE AND DETAILS SEE S-441.
9. CONCRETE STRENGTH OF SHEAR WALLS AND LINK BEAMS TO MATCH STRENGTH OF COLUMNS.
10. CONTRACTOR TO LOCATE AND VERIFY ALL OPENINGS THROUGH SLAB FROM ARCHITECTURAL AND MEP DRAWINGS.
11. T DENOTES COLUMN TRANSFER.
12. W DENOTES COLUMN WALK.
13. BALCONIES TO BE SHORED UNTIL PT STEEL IS IN PLACE.

Damon E. Hatus

APPROVED

NYC Development Hub


OWNER:

SNOWPLOW LLC
950 THIRD AVENUE
NEW YORK, NY 10022
TEL.: (212) 486-2000

ARCHITECT OF RECORD:

SLCE*Architects, LLP*
841 BROADWAY
NEW YORK, NY 10003
TEL.: (212) 979-8400
FAX.: (212) 979-8387

DESIGN ARCHITECT:

SOM
14 WALL STREET
NEW YORK, NY 10005
TEL.: 212.298.9336
FAX.: 212.298.9500

STRUCTURAL ENGINEER:

DESIMONE
18 WEST 18TH STREET, 10TH FLOOR
NEW YORK, NY 10011
TEL.: (212) 532-2211
FAX.: (212) 481-6108

MEP ENGINEER:

WSP • FLACK+KURTZ
512 SEVENTH AVENUE
NEW YORK, NY 10011
TEL.: (212) 532-9600

BUILDING ENVELOPE CONSULTANT:

GILSANZ MURRAY STEFICEK LLP
129 WEST 27th STREET
NEW YORK, NY 10001
TEL.: (212) 254-0030


| No: | Date: | Revision: |
|---|---|---|
| 6 | 10/10/12 | DOB FILING |
| 5 | 08/28/12 | FOUNDATION & SUPERSTRUCTURE BID SET |
| 4 | 04/20/12 | 100% DESIGN DEVELOPMENT |
| 3 | 03/28/12 | DD PROGRESS |
| 2 | 10/14/11 | 100% SCHEMATIC DESIGN |
| 1 | 09/02/11 | 50% SCHEMATIC DESIGN |

NORTH ARROW | SCALE

KEY PLAN:

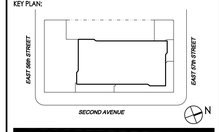


PROJECT:

# 252 EAST 57th STREET NEW YORK, NY

TITLE:

## 51ST-54TH FLOOR PLAN

SEAL & SIGNATURE:




| | |
|---|---|
| SCALE: | 1/8"=1'-0" |
| DATE: | 09/02/11 |
| PROJECT No: | 5514 |
| FILE No: | |
| DRAWN BY: | VEF |
| CHECKED BY: | |
| DWG. No.: | S-251.00 |

30 OF —


THESE PLANS ARE THE PROPERTY OF SLCE ARCHITECTS, LLP AND ARE NOT TO BE USED IN WHOLE OR IN PART FOR ANY OTHER PROJECT WITHOUT THE WRITTEN AUTHORIZATION OF SLCE ARCHITECTS, LLP

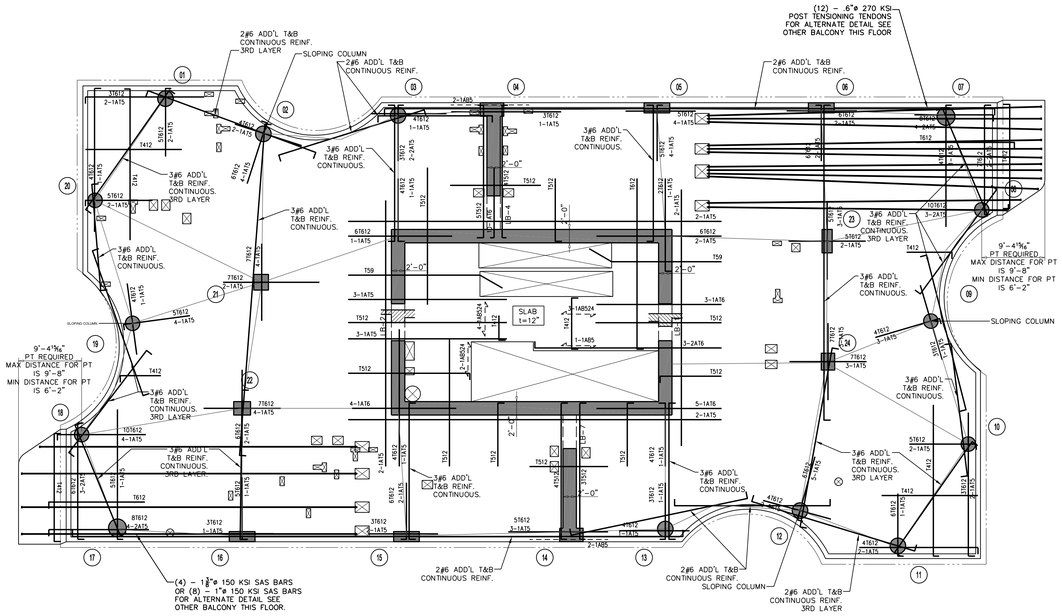


| | |
|---|---|
| SLAB THICKNESS U.O.N.: | t = 9" |
| SLAB CONCRETE STRENGTH: | f'c = 5 ksi |
| TOP OF SLAB ELEVATION U.O.N.: | SEE COLUMN SCHEDULE |

**DRAWING NOTES:**

1. FOR GENERAL NOTES SEE S-001.
2. FOR COLUMN SCHEDULE AND DETAILS SEE DRAWINGS S-401 TO S-403.
3. FOR SHEAR WALL PLANS SEE S-404 TO S-409. FOR SHEAR WALL DETAILS SEE S-421. FOR SHEAR WALL ELEVATIONS SEE S-431.
4. FOR TYPICAL CONCRETE DETAILS SEE S-501 TO S-503.
5. FOR 9" SLAB, PROVIDE #4@12" O.C. BOTTOM BARS E.W., AB DENOTES ADD'L BOTTOM BARS. PROVIDE #4@12" O.C. MID STRIP TOP BARS, AT DENOTES ADD'L TOP BARS.
6. FOR 12" SLAB, PROVIDE #5@12" O.C. BOTTOM BARS E.W., AB DENOTES ADD'L BOTTOM BARS. PROVIDE #5@12" O.C. MID STRIP TOP BARS, AT DENOTES ADD'L TOP BARS.
7. OUTERMOST REINFORCEMENT IS NORTH - SOUTH.
8. FOR LINK BEAM SCHEDULE AND DETAILS SEE S-441.
9. CONCRETE STRENGTH OF SHEAR WALLS AND LINK BEAMS TO MATCH STRENGTH OF COLUMNS.
10. CONTRACTOR TO LOCATE AND VERIFY ALL OPENINGS THROUGH SLAB FROM ARCHITECTURAL AND MEP DRAWINGS.
11. **T** DENOTES COLUMN TRANSFER.
12. **W** DENOTES COLUMN WALK.
13. BALCONIES TO BE SHORED UNTIL PT STEEL IS IN PLACE.


Damian Mitus
APPROVED
Date: 03/20/2014
NYC Development Hub


OWNER:

SNOWPLOW LLC
950 THIRD AVENUE
NEW YORK, NY 10022
TEL.: (212) 486-2000

ARCHITECT OF RECORD:

SLCE*Architects, LLP*
841 BROADWAY
NEW YORK, NY 10003
TEL.: (212) 979-8400
FAX.: (212) 979-8387

DESIGN ARCHITECT:

SOM
14 WALL STREET
NEW YORK, NY 10005
TEL.: 212.298.9336
FAX.: 212.298.9500

STRUCTURAL ENGINEER:

DESIMONE
18 WEST 18TH STREET, 10TH FLOOR
NEW YORK, NY 10011
TEL.: (212) 532-2211
FAX.: (212) 481-6108

MEP ENGINEER:

WSP • FLACK+KURTZ
512 SEVENTH AVENUE
NEW YORK, NY 10011
TEL.: (212) 532-9600

BUILDING ENVELOPE CONSULTANT:

GMS
GILSANZ MURRAY STEFICEK LLP
129 WEST 27th STREET
NEW YORK, NY 10001
TEL.: (212) 254-0030

| No: | Date: | Revision: |
|---|---|---|
| 5 | 10/10/12 | DOB FILING |
| 4 | 08/28/12 | FOUNDATION & SUPERSTRUCTURE BID SET |
| 3 | 04/20/12 | 100% DESIGN DEVELOPMENT |
| 2 | 10/14/11 | 100% SCHEMATIC DESIGN |
| 1 | 09/02/11 | 50% SCHEMATIC DESIGN |

NORTH ARROW | SCALE

KEY PLAN:

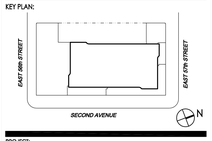


PROJECT:

252 EAST 57th STREET
NEW YORK, NY

TITLE:

55TH-56TH FLOOR PLAN

SEAL & SIGNATURE:

STATE OF NEW YORK · STEPHEN V. DeBIAS · 40.07493 · LICENSED PROFESSIONAL ENGINEER

| | |
|---|---|
| SCALE: | 1/8"=1'-0" |
| DATE: | 09/02/11 |
| PROJECT No: | 5514 |
| FILE No: | |
| DRAWN BY: | VEF |
| CHECKED BY: | |
| DWG. No.: | S-255.00 |

31 OF —

CITY OF BLDGS 121305525 Job Number
BSM/MW/VEF Scan Operator

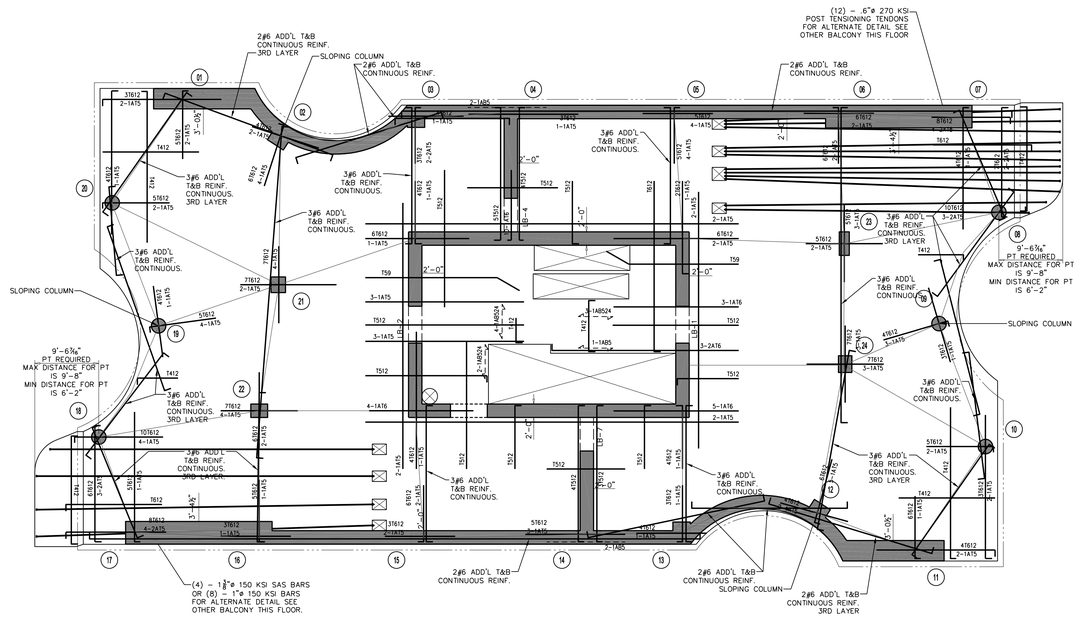


SLAB THICKNESS U.O.N.: t = 12"

SLAB CONCRETE STRENGTH: f'c = 6 ksi

TOP OF SLAB ELEVATION U.O.N.: SEE COLUMN SCHEDULE

**DRAWING NOTES:**

1. FOR GENERAL NOTES SEE S-001.
2. FOR COLUMN SCHEDULE AND DETAILS SEE DRAWINGS S-401 TO S-403.
3. FOR SHEAR WALL PLANS SEE S-404 TO S-409. FOR SHEAR WALL DETAILS SEE S-421. FOR SHEAR WALL ELEVATIONS SEE S-431.
4. FOR OUTRIGGER DETAILS SEE S-410 TO S-411.
5. FOR TYPICAL CONCRETE DETAILS SEE S-501 TO S-503.
6. FOR 12" SLAB: PROVIDE #5@12" O.C BOTTOM BARS E.W., AB DENOTES ADD'L BOTTOM BARS. PROVIDE #5@12" O.C MID STRIP TOP BARS, AT DENOTES ADD'L TOP BARS.
7. OUTERMOST REINFORCEMENT RUNS NORTH - SOUTH.
8. FOR LINK BEAM SCHEDULE AND DETAILS SEE S-441.
9. CONCRETE STRENGTH OF WALLS AND LINK BEAMS TO MATCH STRENGTH OF COLUMNS.
10. CONTRACTOR TO COORDINATE AND LOCATE ALL OPENINGS THROUGH SLAB FROM ARCHITECTURAL AND MEP DRAWINGS.
11. T DENOTES COLUMN TRANSFER.
12. W DENOTES COLUMN JACK.
13. BALCONIES TO BE SHORED UNTIL PT STEEL IS IN PLACE.

APPROVED
Date: 03/20/2014
NYC Development Hub

OWNER:
SNOWPLOW LLC
950 THIRD AVENUE
NEW YORK, NY 10022
TEL.: (212) 486-2000

ARCHITECT OF RECORD:
SLCE*Architects, LLP*
841 BROADWAY
NEW YORK, NY 10003
TEL.: (212) 979-8400
FAX.: (212) 979-8387

DESIGN ARCHITECT:
SOM
14 WALL STREET
NEW YORK, NY 10005
TEL.: 212.298.9336
FAX.: 212.298.9500

STRUCTURAL ENGINEER:
DESIMONE
18 WEST 18TH STREET, 10TH FLOOR
NEW YORK, NY 10011
TEL.: (212) 532-2211
FAX.: (212) 481-6108

MEP ENGINEER:
WSP • FLACK+KURTZ
512 SEVENTH AVENUE
NEW YORK, NY 10011
TEL.: (212) 532-9600

BUILDING ENVELOPE CONSULTANT:
GILSANZ MURRAY STEFICEK LLP
129 WEST 27th STREET
NEW YORK, NY 10001
TEL.: (212) 254-0030

| No: | Date: | Revision: |
|---|---|---|
| 5 | 10/10/12 | DOB FILING |
| 4 | 08/28/12 | FOUNDATION & SUPERSTRUCTURE BID SET |
| 3 | 04/20/12 | 100% DESIGN DEVELOPMENT |
| 2 | 10/14/11 | 100% SCHEMATIC DESIGN |
| 1 | 09/02/11 | 50% SCHEMATIC DESIGN |

NORTH ARROW | SCALE

KEY PLAN:
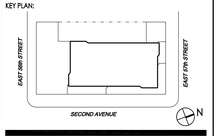


PROJECT:
252 EAST 57th STREET
NEW YORK, NY

TITLE:
57TH FLOOR PLAN

SEAL & SIGNATURE:
STATE OF NEW YORK STEVEN V. DESIMONE 077010 LICENSED PROFESSIONAL ENGINEER

| | |
|---|---|
| SCALE: | 1/8"=1'-0" |
| DATE: | 09/02/11 |
| PROJECT No: | 5514 |
| FILE No: | |
| DRAWN BY: | VEF |
| CHECKED BY: | |
| DWG. No.: | S-256.00 |
| | 32 OF — |

Damien Titus

CITY OF BLDGS 121305323 Job Number
B-00051-01-MN Work Permit

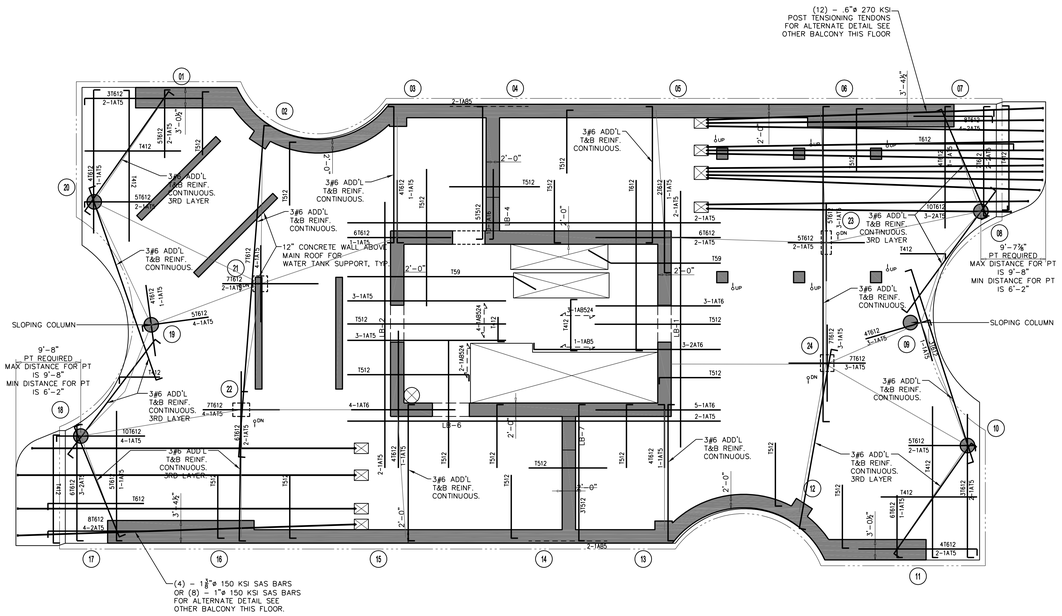


| | |
|---|---|
| SLAB THICKNESS U.O.N.: | t = 12" |
| SLAB CONCRETE STRENGTH: | f'c = 5 ksi |
| TOP OF SLAB ELEVATION U.O.N.: | SEE COLUMN SCHEDULE |

**DRAWING NOTES:**

1. FOR GENERAL NOTES SEE S-001.
2. FOR COLUMN SCHEDULE AND DETAILS SEE DRAWINGS S-401 TO S-403.
3. FOR SHEAR WALL PLANS SEE S-404 TO S-409. FOR SHEAR WALL DETAILS SEE S-421. FOR SHEAR WALL ELEVATIONS SEE S-431.
4. FOR OUTRIGGER DETAILS SEE DETAILS SEE S-410 TO S-411.
5. FOR TYPICAL CONCRETE DETAILS SEE S-501 TO S-503.
6. FOR 12" SLAB: PROVIDE #5@12" O.C. BOTTOM BARS E.W., AB DENOTES ADD'L BOTTOM BARS; PROVIDE #5@12" O.C. MID STRIP TOP BARS, AT DENOTES ADD'L TOP BARS.
7. OUTERMOST REINFORCEMENT RUNS NORTH + SOUTH.
8. FOR LINK BEAM SCHEDULE AND DETAILS SEE S-441.
9. CONCRETE STRENGTH OF SHEAR WALLS AND LINK BEAMS TO MATCH STRENGTH OF COLUMNS.
10. CONTRACTOR TO COORDINATE WITH ALL OPENINGS THROUGH SLAB FROM ARCHITECTURAL AND MEP DRAWINGS.
11. T DENOTES COLUMN TRANSFER.
12. W DENOTES COLUMN WALL.
13. BALCONIES TO BE SHORED UNTIL PT STEEL IS IN PLACE.

Damion Titus
APPROVED
NYC Development Hub
Date: 09/20/2012

OWNER:
SNOWPLOW LLC
950 THIRD AVENUE
NEW YORK, NY 10022
TEL.: (212) 486-2000

ARCHITECT OF RECORD:
SLCE*Architects, LLP*
841 BROADWAY
NEW YORK, NY 10003
TEL.: (212) 979-8400
FAX.: (212) 979-8387

DESIGN ARCHITECT:
SOM
14 WALL STREET
NEW YORK, NY 10005
TEL.: 212.298.9336
FAX.: 212.298.9500

STRUCTURAL ENGINEER:
DESIMONE
18 WEST 18TH STREET, 10TH FLOOR
NEW YORK, NY 10011
TEL.: (212) 532-2211
FAX.: (212) 481-6108

MEP ENGINEER:
WSP • FLACK+KURTZ
512 SEVENTH AVENUE
NEW YORK, NY 10011
TEL.: (212) 532-9600

BUILDING ENVELOPE CONSULTANT:
GMS
GILSANZ MURRAY STEFICEK LLP
129 WEST 27th STREET
NEW YORK, NY 10001
TEL.: (212) 254-0030

| No: | Date: | Revision: |
|---|---|---|
| 5 | 10/10/12 | DOB FILING |
| 4 | 08/28/12 | FOUNDATION & SUPERSTRUCTURE BID SET |
| 3 | 04/20/12 | 100% DESIGN DEVELOPMENT |
| 2 | 10/14/11 | 100% SCHEMATIC DESIGN |
| 1 | 09/02/11 | 50% SCHEMATIC DESIGN |

NORTH ARROW | SCALE

KEY PLAN:
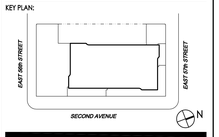


PROJECT:
252 EAST 57th STREET
NEW YORK, NY

TITLE:
MAIN ROOF FLOOR PLAN

SEAL & SIGNATURE:
STATE OF NEW YORK STEVEN V. DESIMONE 076 078153 LICENSED PROFESSIONAL ENGINEER

| | |
|---|---|
| SCALE: | 1/8"=1'-0" |
| DATE: | 09/02/11 |
| PROJECT No: | 5514 |
| FILE No: | |
| DRAWN BY: | VEF |
| CHECKED BY: | |
| DWG. No.: | S-257.00 |

33 of —

CITY OF BLDGS 121305325 Job Number

BOROUGH 121 Block Number

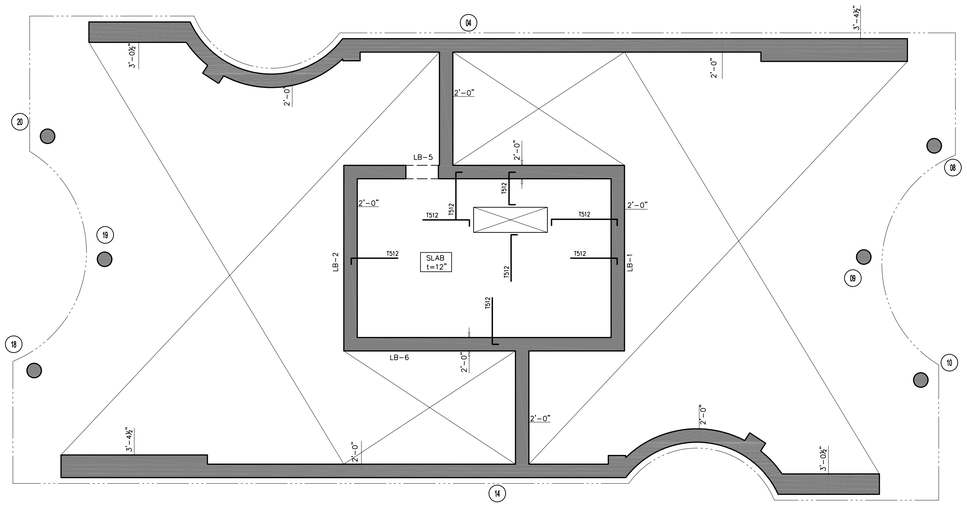


| SLAB THICKNESS U.O.N.: |
|---|
| t = 12" |
| SLAB CONCRETE STRENGTH: |
| f'c = 5 ksi |
| TOP OF SLAB ELEVATION U.O.N.: |
| SEE COLUMN SCHEDULE |
| |
| |

**DRAWING NOTES:**

1. FOR GENERAL NOTES SEE S-001.
2. FOR COLUMN SCHEDULE AND DETAILS SEE DRAWINGS S-401 TO S-403.
3. FOR SHEAR WALL PLANS SEE S-404 TO S-409. FOR SHEAR WALL DETAILS SEE S-421. FOR SHEAR WALL ELEVATIONS SEE S-431.
4. FOR OUTRIGGER DETAILS SEE DETAILS SEE S-410 TO S-411.
5. FOR TYPICAL CONCRETE DETAILS SEE S-501 TO S-503.
6. FOR 12" SLAB: PROVIDE #5@12" O.C. BOTTOM BARS E.W., AB DENOTES ADD'L BOTTOM BARS. PROVIDE #5@12" O.C. MID STRIP TOP BARS, AT DENOTES ADD'L TOP BARS.
7. OUTERMOST REINFORCEMENT RUNS NORTH - SOUTH.
8. FOR LINK BEAM SCHEDULE AND DETAILS SEE S-441.
9. CONCRETE STRENGTH OF WALLS AND LINK BEAMS TO MATCH STRENGTH OF COLUMNS.
10. CONTRACTOR TO LOCATE AND VERIFY ALL OPENINGS THROUGH SLAB FROM ARCHITECTURAL AND MEP DRAWINGS.
11. T — DENOTES COLUMN TRANSFER.
12. W — DENOTES COLUMN WALL

Damian Titus
APPROVED
Date: 03/20/2014
NYC Development Hub

OWNER:

SNOWPLOW LLC
950 THIRD AVENUE
NEW YORK, NY 10022
TEL.: (212) 486-2000

ARCHITECT OF RECORD:

SLCE*Architects, LLP*
841 BROADWAY
NEW YORK, NY 10003
TEL.: (212) 979-8400
FAX.: (212) 979-8387

DESIGN ARCHITECT:

SOM
14 WALL STREET
NEW YORK, NY 10005
TEL.: 212.298.9336
FAX.: 212.298.9500

STRUCTURAL ENGINEER:

DESIMONE
18 WEST 18TH STREET, 10TH FLOOR
NEW YORK, NY 10011
TEL.: (212) 532-2211
FAX.: (212) 481-6108

MEP ENGINEER:

WSP • FLACK+KURTZ
512 SEVENTH AVENUE
NEW YORK, NY 10011
TEL.: (212) 532-9600

BUILDING ENVELOPE CONSULTANT:

GILSANZ MURRAY STEFICEK LLP
129 WEST 27th STREET
NEW YORK, NY 10001
TEL.: (212) 254-0030

| No: | Date: | Revision: |
|---|---|---|
| 5 | 10/10/12 | DOB FILING |
| 4 | 08/28/12 | FOUNDATION & SUPERSTRUCTURE BID SET |
| 3 | 04/20/12 | 100% DESIGN DEVELOPMENT |
| 2 | 10/14/11 | 100% SCHEMATIC DESIGN |
| 1 | 09/02/11 | 50% SCHEMATIC DESIGN |

NORTH ARROW | SCALE

KEY PLAN:

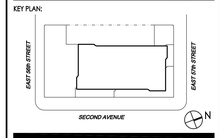


PROJECT:

# 252 EAST 57th STREET NEW YORK, NY

TITLE:

EMR FLOOR PLAN

SEAL & SIGNATURE:

STATE OF NEW YORK — STEVEN V. DESIMONE — 028199 — LICENSED PROFESSIONAL ENGINEER

| | |
|---|---|
| SCALE: | 1/8"=1'-0" |
| DATE: | 09/02/11 |
| PROJECT No: | 5514 |
| FILE No: | |
| DRAWN BY: | VEF |
| CHECKED BY: | |
| DWG. No.: | S-258.00 |
| | 34 OF — |

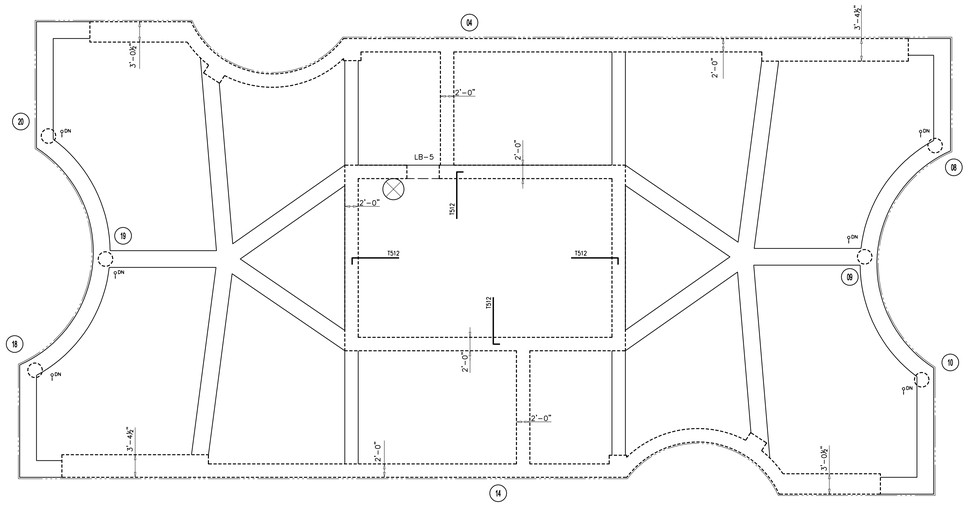


SLAB THICKNESS U.O.N.: t = 9"

SLAB CONCRETE STRENGTH: f'c = 5 ksi

TOP OF SLAB ELEVATION U.O.N.: SEE COLUMN SCHEDULE

**DRAWING NOTES:**

1. FOR GENERAL NOTES SEE S-001.
2. FOR COLUMN SCHEDULE AND DETAILS SEE DRAWINGS S-401 TO S-403.
3. FOR SHEAR WALL PLANS SEE S-404 TO S-409. FOR SHEAR WALL DETAILS SEE S-421. FOR SHEAR WALL ELEVATIONS SEE S-431.
4. FOR OUTRIGGER PLANS AND DETAILS SEE S-410 TO S-411.
5. FOR TYPICAL CONCRETE DETAILS SEE S-501 TO S-503.
6. FOR 9" SLAB, PROVIDE #4@12" O.C. BOTTOM BARS E.W., AB DENOTES ADD'L BOTTOM BARS. PROVIDE #4@12" O.C. MID STRIP TOP BARS, AT DENOTES ADD'L TOP BARS.
7. OUTERMOST REINFORCEMENT RUNS NORTH - SOUTH.
8. FOR LINK BEAM SCHEDULE AND DETAILS SEE S-441.
9. CONCRETE STRENGTH OF SHEAR WALLS AND LINK BEAMS TO MATCH STRENGTH OF COLUMNS.
10. CONTRACTOR TO LOCATE AND VERIFY ALL OPENINGS THROUGH SLAB FROM ARCHITECTURAL AND MEP DRAWINGS.
10. T DENOTES COLUMN TRANSFER.
11. W DENOTES COLUMN WALK.

Damian Titus
Date: 03/20/2014
NYC Development Hub

OWNER:

SNOWPLOW LLC
950 THIRD AVENUE
NEW YORK, NY 10022
TEL.: (212) 486-2000

ARCHITECT OF RECORD:

SLCE*Architects, LLP*
841 BROADWAY
NEW YORK, NY 10003
TEL.: (212) 979-8400
FAX.: (212) 979-8387

DESIGN ARCHITECT:

SOM
14 WALL STREET
NEW YORK, NY 10005
TEL.: 212.298.9336
FAX.: 212.298.9500

STRUCTURAL ENGINEER:

DESIMONE
18 WEST 18TH STREET, 10TH FLOOR
NEW YORK, NY 10011
TEL.: (212) 532-2211
FAX.: (212) 481-6108

MEP ENGINEER:

WSP • FLACK+KURTZ
512 SEVENTH AVENUE
NEW YORK, NY 10011
TEL.: (212) 532-9600

BUILDING ENVELOPE CONSULTANT:

GMS
GILSANZ MURRAY STEFICEK LLP
129 WEST 27th STREET
NEW YORK, NY 10001
TEL.: (212) 254-0030

| No: | Date: | Revision: |
|---|---|---|
| 5 | 10/10/12 | DOB FILING |
| 4 | 08/28/12 | FOUNDATION & SUPERSTRUCTURE BID SET |
| 3 | 04/20/12 | 100% DESIGN DEVELOPMENT |
| 2 | 10/14/11 | 100% SCHEMATIC DESIGN |
| 1 | 09/02/11 | 50% SCHEMATIC DESIGN |

NORTH ARROW | SCALE

KEY PLAN:

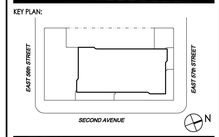


PROJECT:

252 EAST 57th STREET
NEW YORK, NY

TITLE:

BULKHEAD ROOF PLAN

SEAL & SIGNATURE:

STATE OF NEW YORK
STEPHEN V. DeBIASE
No. 074933
LICENSED PROFESSIONAL ENGINEER

| | |
|---|---|
| SCALE: | 1/8"=1'-0" |
| DATE: | 09/02/11 |
| PROJECT No: | 5514 |
| FILE No: | |
| DRAWN BY: | VEF |
| CHECKED BY: | |
| DWG. No.: | S-259.00 |

35 OF —

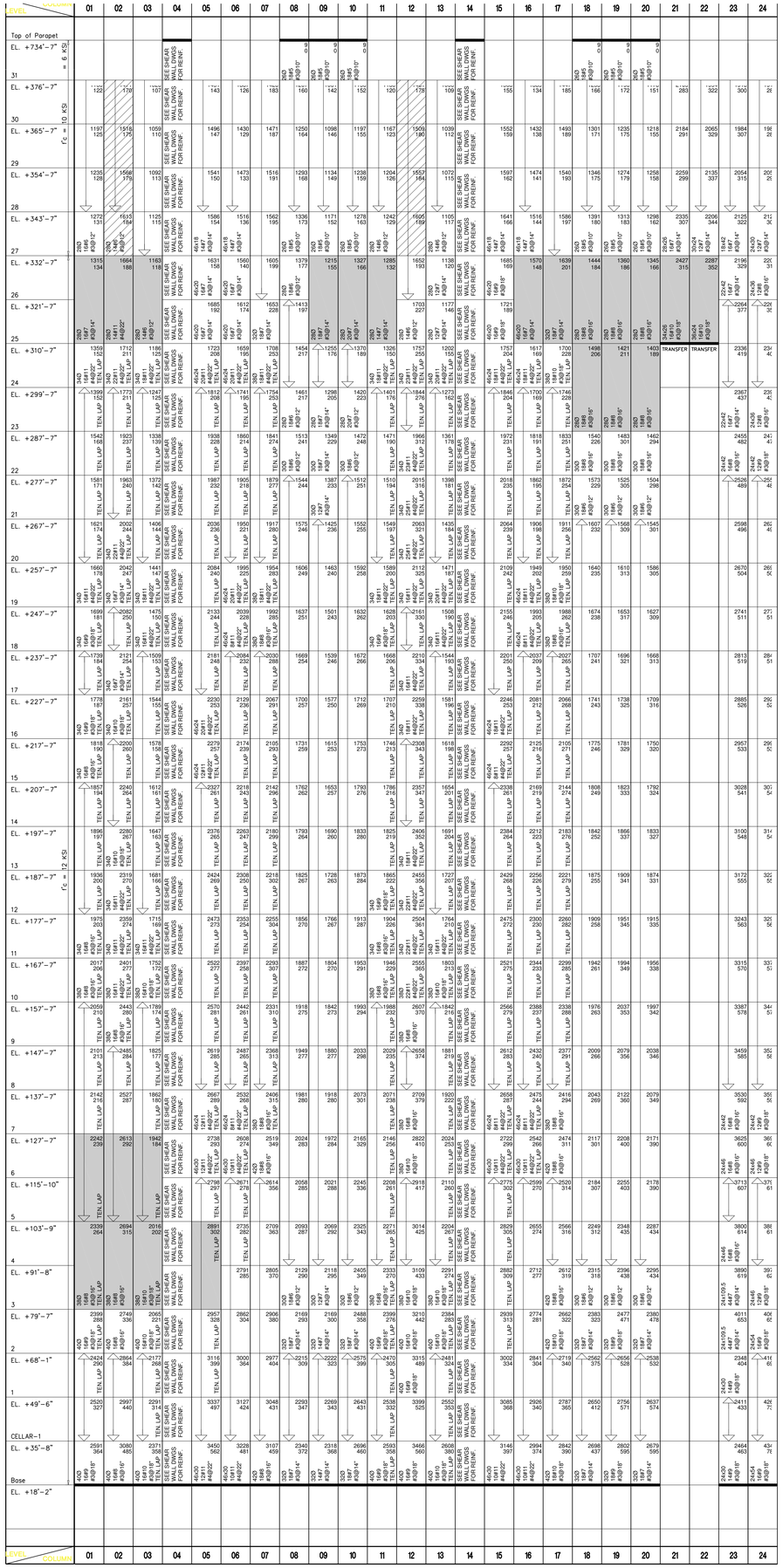

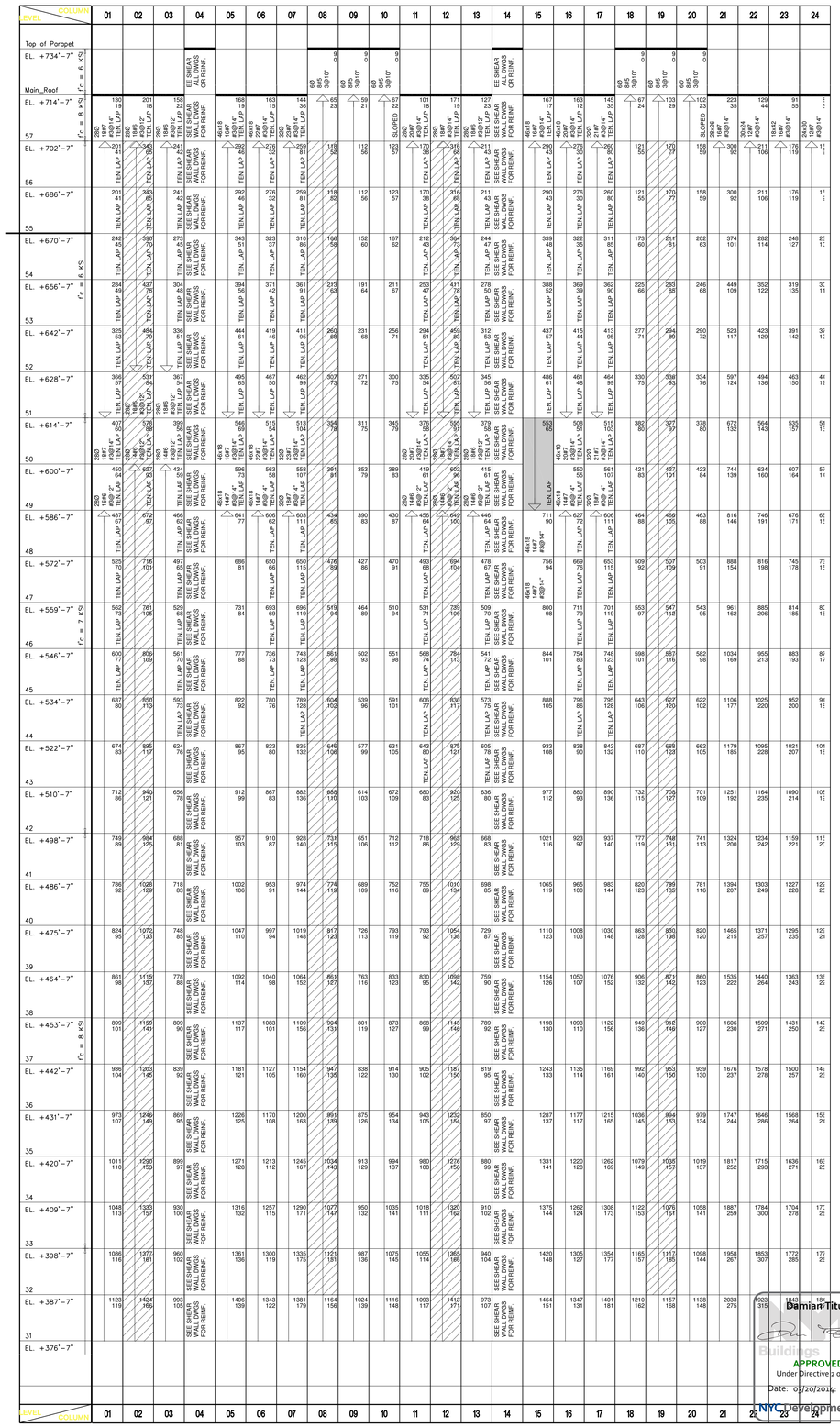

OWNER:

SNOWPLOW LLC

950 THIRD AVENUE
NEW YORK, NY 10022
TEL.: (212) 486-2000

ARCHITECT OF RECORD:

SLCE*Architects, LLP*

841 BROADWAY
NEW YORK, NY 10003
TEL.: (212) 979-8400
FAX.: (212) 979-8387

DESIGN ARCHITECT:

SOM

14 WALL STREET
NEW YORK, NY 10005
TEL.: 212.298.9336
FAX.: 212.298.9500

STRUCTURAL ENGINEER:

DESIMONE

18 WEST 18TH STREET, 10TH FLOOR
NEW YORK, NY 10011
TEL.: (212) 532-2211
FAX.: (212) 481-6108

MEP ENGINEER:

WSP · FLACK+KURTZ

512 SEVENTH AVENUE
NEW YORK, NY 10011
TEL.: (212) 532-9600

BUILDING ENVELOPE CONSULTANT:

GVMS
GILSANZ MURRAY STEFICEK LLP

129 WEST 27th STREET
NEW YORK, NY 10001
TEL.: (212) 254-0030

| No: | Date: | Revision: |
|---|---|---|
| 3 | 10/10/12 | DOB FILING |
| 2 | 08/28/12 | FOUNDATION & SUPERSTRUCTURE BID SET |
| 1 | 04/20/12 | 100% DESIGN DEVELOPMENT |

NORTH ARROW | SCALE

KEY PLAN:

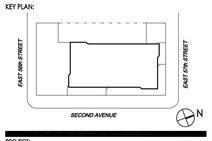


PROJECT:

252 EAST 57th STREET
NEW YORK, NY

TITLE:

COLUMN SCHEDULE

SEAL & SIGNATURE:

STATE OF NEW YORK · DAMIAN TITUS · 10.074933 · LICENSED PROFESSIONAL ENGINEER

| | |
|---|---|
| SCALE: | AS NOTED |
| DATE: | 09/02/11 |
| PROJECT No: | 5514 |
| FILE No: | |
| DRAWN BY: | VEF |
| CHECKED BY: | |
| DWG. No.: | S-401.00 |

36 OF —

Damian Titus

APPROVED
Under Directive 2 of 1975
Date: 03/20/2014
NYC Development Hub

## 5 COLUMN SCHEDULE

SCALE: N.T.S.

| COLUMN | Bottom label | 7 / EL. +127'-7" | 6 / EL. +115'-10" | 5 / EL. +103'-9" | 4 / EL. +91'-8" | 3 / EL. +79'-7" | 2 / EL. +68'-1" | 1 / EL. +49'-6" | CELLAR-1 / EL. +35'-8" | Base / EL. +18'-2" |
|---|---|---|---|---|---|---|---|---|---|---|
| 24 | 25 | 25 6; 30x18 16#6 #3@12" | 45 9 | 65 11 | 77 12 | 100 20 | 118 22; 30x18 16#6 #3@12" | 140 22; 52x24 BT. 24#7 #3@14" | 157 22; 52x24 BT. 24#7 #3@14" | |
| 25 | 26 | 53 21; 30x18 16#6 #3@12" | 97 26 | 141 31 | 154 32 | 204 53 | 276 71; 30x18 16#6 #3@12" | 303 96; 38x24 BT. 20#7 #3@14" | 315 96; 38x24 BT. 20#7 #3@14" | |
| 26 | 27 | 33 10; 30x18 16#6 #3@12" | 58 13 | 84 16 | 106 18 | 136 27 | 179 35; 30x18 16#6 #3@12" | 201 52; 38x24 BT. 20#7 #3@14" | 214 52; 38x24 BT. 20#7 #3@14" | |
| 27 | 28 | 96 38; 26x42 20#7 #3@14" | 175 46 | 256 53 | 290 55 | 399 106 | 957 266 | 1115 439 (shaded) | 26x42 20#7 #3@14" (shaded) | |
| 28 | 29 | 108 46; 26x42 20#7 #3@14" | 177 52 | 291 85 | 361 91 | 456 127; 26x42 20#7 #3@14" | TRANSFER | | | |
| 29 | 30 | 123 55; 26x42 20#7 #3@14" | 200 62 | 325 98 | 402 104 | 510 139; 26x42 20#7 #3@14" | TRANSFER | | | |
| 30 | 31 | 107 50; 30x26 16#7 #3@14" | 198 59 | 295 69 | 386 77 | 479 86; 30x26 16#7 #3@14" | TRANSFER | | | |
| 31 | 32 | 62 25; 18x30 16#6 #3@12" | 112 30 | 162 36 | 212 40 | 266 45 | 341 65 | 396 92 | 441 118; 18x30 16#6 #3@12" | |
| 32 | 33 | 68 23; 42x26 20#7 #3@14" | 123 29 | 177 34 | 232 38 | 291 43 | 433 76; 42x26 20#7 #3@14" | 502 95; 50x40.5 BT. 28#8 #3@16" | 545 106; 50x40.5 BT. 28#8 #3@16" | |
| 33 | 34 | 54 19; 30Ø 14#7 #3@14" | 98 24 | 142 28 | 186 32 | 234 36 | 367 67; 30Ø 14#7 #3@14" | 431 86; 38x49 BT. 28#8 #3@16" | 471 96; 38x49 BT. 28#8 #3@16" | |
| 34 | 35 | 45 15; 30Ø 14#7 #3@14" | 80 19 | 114 22 | 149 25 | 188 28 | 347 64; 30Ø 14#7 #3@14" | 412 84; 49x38 BT. 28#8 #3@16" | 450 93; 49x38 BT. 28#8 #3@16" | |
| 35 | 36 | 52 20; 18x30 16#6 #3@12" | 85 24 | 119 27 | 152 30 | 188 33 | 290 56; 18x30 16#6 #3@12" | 326 65; 32.5x38 BT. 24#7 #3@14" | 345 66; 32.5x38 BT. 24#7 #3@14" | |
| 36 | 37 | 82 35; 18x30 16#6 #3@12" | 152 43 | 223 50 | 293 56 | 368 63; 18x30 16#6 #3@12" | TRANSFER | | | |
| 37 | 38 | 75 32; 18x30 16#6 #3@12" | 139 39 | 204 46 | 259 51 | 329 72; 18x30 16#6 #3@12" | TRANSFER | | | |
| 38 | 39 | 62 26; 18x30 16#6 #3@12" | 115 32 | 167 37 | 179 38 | 237 65; 18x30 16#6 #3@12" | TRANSFER | | | |
| 39 | 40 | 63 24; 18x30 16#6 #3@12" | 114 30 | 165 35 | 216 40 | 273 46 | 349 79; 18x30 16#6 #3@12" | 419 110; 30x36 BT. 20#7 #3@14" | 443 118; 30x36 BT. 20#7 #3@14" | |
| 40 | 41 | 56 21; 18x30 16#6 #3@12" | 102 26 | 147 31 | 193 35 | 244 41 | 285 56; 18x30 16#6 #3@12" | 334 70; 40x36 BT. 24#7 #3@14" | 354 70; 40x36 BT. 24#7 #3@14" | |
| 41 | 42 | 52 18; 30Ø 14#7 #3@14" | 93 22 | 133 26 | 174 30 | 220 35 | 237 36; 30Ø 14#7 #3@14" | 294 50; 49x38 BT. 28#8 #3@16" | 325 54; 49x38 BT. 28#8 #3@16" | |
| 42 | 43 | 42 13; 30x18 16#6 #3@12" | 71 17 | 101 20 | 130 22 | 164 26 | 199 37 | 244 58 | 261 64; 30x18 16#6 #3@12" | |
| 43 | 44 | 57 21; 30Ø 14#7 #3@14" | 105 26 | 154 31 | 202 35 | 255 41 | 311 63; 30Ø 14#7 #3@14" | 365 75; 49x38 BT. 28#8 #3@16" | 401 82; 49x38 BT. 28#8 #3@16" | |
| 44 | 45 | 51 17; 30Ø 14#7 #3@14" | 90 21 | 128 25 | 167 28 | 210 33 | 255 49; 30Ø 14#7 #3@14" | 310 61; 38x49 BT. 28#8 #3@16" | 345 68; 38x49 BT. 28#8 #3@16" | |
| 45 | 46 | 44 13; 18x30 16#6 #3@12" | 78 17 | 116 21 | 150 24 | 189 28 | 229 42 | 265 58 | 293 72; 18x30 16#6 #3@12" | |
| 46 | 47 | 99 48; 18x30 16#6 #3@12" | 171 57 | 243 65 | 335 78 | 420 85; 18x30 16#6 #3@12" | TRANSFER | | | |
| 47 | 48 | | | | 14 0; 18x30 16#6 #3@12" | 57 19 | 178 65 | 232 144 (shaded) | 18x30 16#6 #3@12" (shaded) | |
| 48 | 49 | | | | 9 1; 12x12 8#4 #3@8" | TRANSFER | | | | |
| 49 | 50 | | | | | | 355 96; 18x30 16#6 #3@12" | 377 96; 32.5x38 BT. 24#7 #3@14" | 395 97; 32.5x38 BT. 24#7 #3@14" | |
| 50 | 51 | | | | | | 444 119; 30Ø 11#9 #3@18" | 533 154 (shaded) | 30Ø 11#9 #3@18" (shaded) | |
| 51 | 52 | | | | | | 865 232; 30Ø 11#9 #3@18" | 956 267 (shaded) | 30Ø 11#9 #3@18" (shaded) | |
| 52 | 53 | | | | | | 752 196; 36x24 20#6 #3@12" | 880 258 | 936 288; 36x24 20#6 #3@12" | |
| 53 | 54 | | | | | | 405 75; 18x30 16#6 #3@12" | 443 85; 32.5x38 BT. 24#7 #3@14" | 460 85; 32.5x38 BT. 24#7 #3@14" | |
| 54 | 55 | | | | | | 520 120; 18x30 16#6 #3@12" | 559 132; 32.5x38 BT. 24#7 #3@14" | 576 132; 32.5x38 BT. 24#7 #3@14" | |
| 55 | 56 | | | | | | 73 31; 30x18 16#6 #3@12" | 105 40; 38x24 BT. 20#7 #3@14" | 122 43; 38x24 BT. 20#7 #3@14" | |
| 56 | 57 | | | | | | 84 36; 30x18 16#6 #3@12" | 120 46; 38x24 BT. 20#7 #3@14" | 140 52; 38x24 BT. 20#7 #3@14" | |
| 57 | 58 | | | | | | 82 36; 30x18 16#6 #3@12" | 122 47; 38x24 BT. 20#7 #3@14" | 142 52; 38x24 BT. 20#7 #3@14" | |
| 58 | 59 | | | | | | 83 36; 30x18 16#6 #3@12" | 117 45; 38x24 BT. 20#7 #3@14" | 137 50; 38x24 BT. 20#7 #3@14" | |
| 59 | 60 | | | | | | 84 36; 30x18 16#6 #3@12" | 171 106; 38x24 BT. 20#7 #3@14" | 190 111; 38x24 BT. 20#7 #3@14" | |
| 60 | 61 | | | | | | 1770 300; 24x24 16#6 #3@12" | 1813 319 | 1847 337; 24x24 16#6 #3@12" | |
| 61 | 62 | | | | | | | 70 32; 18x30 16#6 #3@12" | 104 51; 18x30 16#6 #3@12" | |
| 62 | 63 | | | | | | 74 36; 24x14 12#5 #3@10" | 136 69 | 181 97; 24x14 12#5 #3@10" | |
| 63 | 64 | | | | | | [illegible]; 24x14 12#5 #3@10" | [illegible]; 38.5x22 BT. 20#6 #3@12" | [illegible]; 38.5x22 BT. 20#6 #3@12" | |

## 11 COLUMN SCHEDULE

SCALE: N.T.S.

| LEVEL | 65 | 66 | 67 | 68 | 69 | 70 | 71 | 72 |
|---|---|---|---|---|---|---|---|---|
| 50 / EL. +620'-7" | | | | | | 20 3; 18x18 8#6 #3@12" | 17 2; 18x18 8#6 #3@12" | 28 6; 18x18 8#6 #3@12" |
| 49 / EL. +604'-7" | | | | | | TRANSFER | TRANSFER | TRANSFER |
| 48 / EL. +588'-7" | | | | | | | | |
| 47 / EL. +572'-7" (f'c = 7 KSI) | | | | | | | | |
| 46 / EL. +560'-7" | | | | | | | | |
| 45 / EL. +548'-7" | | | | | | | | |
| 44 / EL. +536'-7" | | | | | | | | |
| 43 / EL. +524'-7" | | | | | | | | |
| 42 / EL. +512'-7" | | | | | | | | |
| 41 / EL. +500'-7" | | | | | | | | |
| 40 / EL. +488'-7" | | | | | | | | |
| 39 / EL. +476'-7" | | | | | | | | |
| 38 / EL. +464'-7" (f'c = 8 KSI) | | | | | | | | |
| 37 / EL. +452'-7" | | | | | | | | |
| 36 / EL. +440'-7" | | | | | | | | |
| 35 / EL. +428'-7" | | | | | | | | |
| 34 / EL. +416'-7" | | | | | | | | |
| 33 / EL. +404'-7" | | | | | | | | |
| 32 / EL. +392'-7" | | | | | | | | |
| 31 / EL. +380'-7" | | | | | | | | |
| 30 / EL. +368'-7" (f'c = 10 KSI) | | | | | | | | |
| 29 / EL. +356'-7" | | | | | | | | |
| 28 / EL. +344'-7" | | | | | | | | |
| 27 / EL. +332'-7" | | | | | | | | |
| 26 / EL. +321'-7" | | | | | | | | |
| 25 / EL. +310'-7" | | | | | | | | |
| 24 / EL. +299'-7" | 18 12; 18x18 12#5 #3@10" | 8 17; W12x50 | 8 17; W12X50 | 8 17; W12X50 | 4 8; W12X50 | | | |
| 23 / EL. +287'-7" | TRANSFER | TRANSFER | TRANSFER | TRANSFER | TRANSFER | | | |

Damian Titus
Buildings
APPROVED
Under Directive 2 of 1975
Date: 03/20/2014:
NYC Development Hub

DEPT OF BLDGS 121328321 Job Number
ES133165597 Scan Code

OWNER:
SNOWPLOW LLC
950 THIRD AVENUE
NEW YORK, NY 10022
TEL.: (212) 486-2000

ARCHITECT OF RECORD:
SLCE*Architects, LLP*
841 BROADWAY
NEW YORK, NY 10003
TEL.: (212) 979-8400
FAX.: (212) 979-8387

DESIGN ARCHITECT:
SOM
14 WALL STREET
NEW YORK, NY 10005
TEL.: 212.298.9336
FAX.: 212.298.9500

STRUCTURAL ENGINEER:
DESIMONE
18 WEST 18TH STREET, 10TH FLOOR
NEW YORK, NY 10011
TEL.: (212) 532-2211
FAX.: (212) 481-6108

MEP ENGINEER:
WSP • FLACK+KURTZ
512 SEVENTH AVENUE
NEW YORK, NY 10011
TEL.: (212) 532-9600

BUILDING ENVELOPE CONSULTANT:
GMS GILSANZ MURRAY STEFICEK LLP
129 WEST 27th STREET
NEW YORK, NY 10001
TEL.: (212) 254-0030

| No: | Date: | Revision: |
|---|---|---|
| 3 | 10/10/12 | DOB FILING |
| 2 | 08/28/12 | FOUNDATION & SUPERSTRUCTURE BID SET |
| 1 | 04/20/12 | 100% DESIGN DEVELOPMENT |

NORTH ARROW | SCALE

KEY PLAN:
EAST 56th STREET | EAST 57th STREET | SECOND AVENUE | N

PROJECT:
252 EAST 57th STREET
NEW YORK, NY

TITLE:
COLUMN SCHEDULE

SEAL & SIGNATURE:
STATE OF NEW YORK · STEPHEN V. DeSIMONE · LICENSED PROFESSIONAL ENGINEER · No. 074933

| | |
|---|---|
| SCALE: | AS NOTED |
| DATE: | 09/02/11 |
| PROJECT No: | 5514 |
| FILE No: | |
| DRAWN BY: | VEF |
| CHECKED BY: | |
| DWG. No.: | S-402.00 |

37 OF ----

CITY OF BLDGS 121535324 Job Number
B00805439I Scan Code

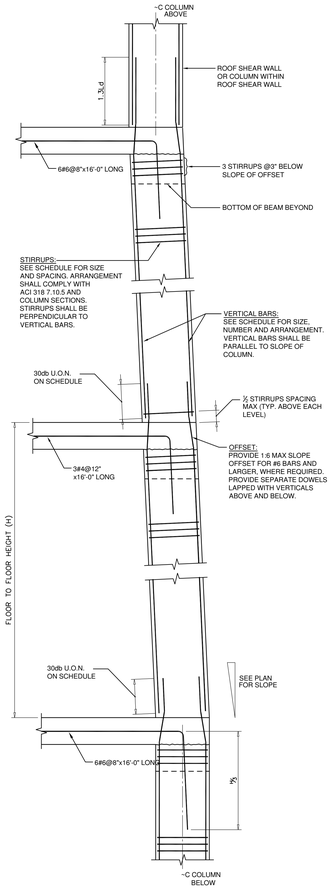


## 10 COLUMN WALK DETAIL "C" (SLOPED COLUMN DETAIL)

SCALE: 1/2"=1'-0"

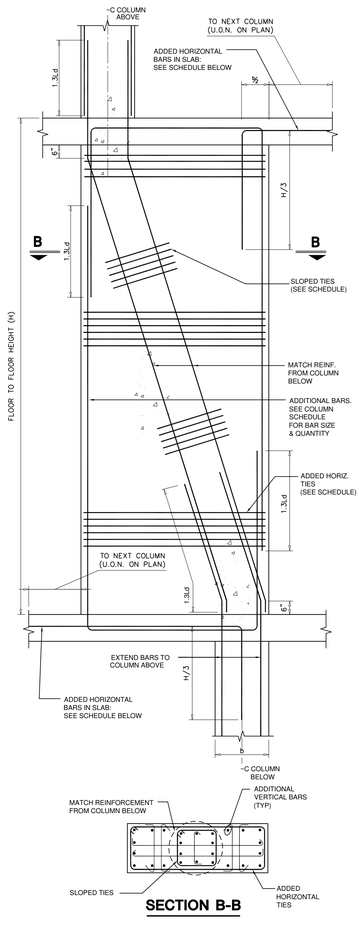


## 9 COLUMN WALK DETAIL "B"

SCALE: 1/2"=1'-0"

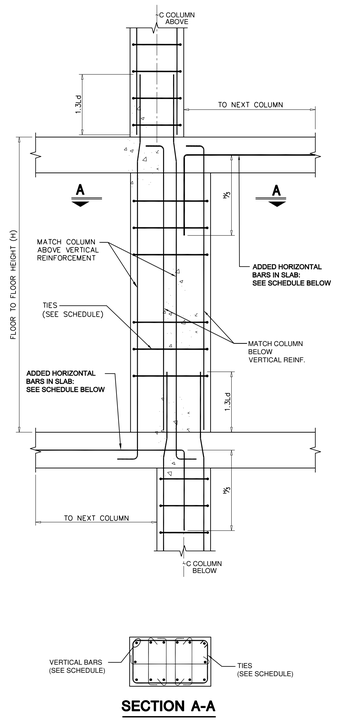


## SECTION A-A

## 8 COLUMN WALK DETAIL "A"

SCALE: 1/2"=1'-0"

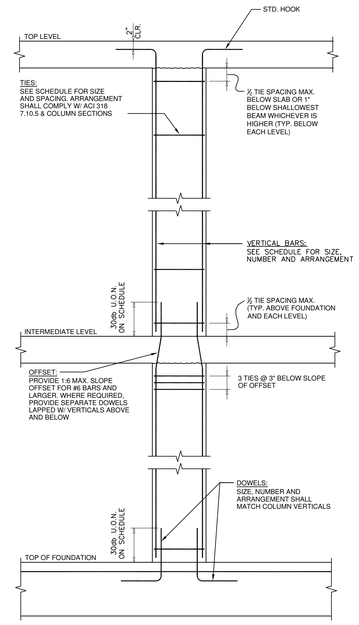


## 7 TYPICAL COLUMN DETAIL (GRAVITY COLUMN ONLY)

SCALE: 1/2"=1'-0"

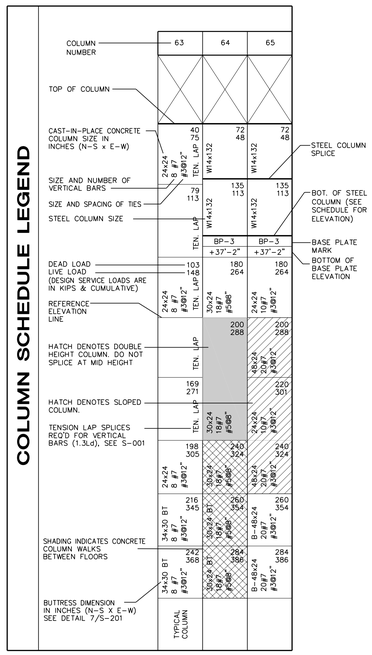


## 6 COLUMN SCHEDULE LEGEND

SCALE: N.T.S.




## SECTION A-A AT COLUMN

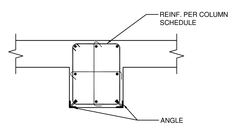


## SECTION A-A AT BUTTRESS

## 14 CORNER PROTECTION AT COLUMNS

SCALE: 1/2"=1'-0"

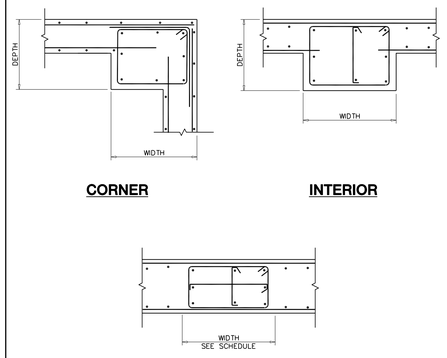


## CORNER

## INTERIOR

## 13 TYPICAL BUTTRESS DETAILS

SCALE: 1/2"=1'-0"

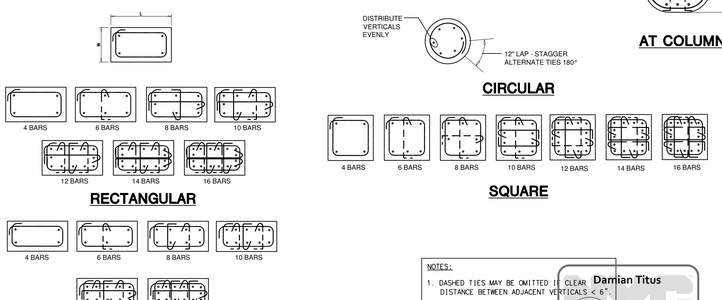


## RECTANGULAR WITH W < 0.6*L

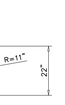


## AT COLUMNS WALKS

## 12 TYPICAL COLUMN REINFORCEMENT DETAILS

SCALE: 1/2"=1'-0"

Damian Titus
Buildings
APPROVED
Under Directive 2 of 1975
Date: 03/20/2014:
NYC Development Hub

OWNER:

SNOWPLOW LLC
950 THIRD AVENUE
NEW YORK, NY 10022
TEL.: (212) 486-2000

ARCHITECT OF RECORD:

SLCE*Architects, LLP*
841 BROADWAY
NEW YORK, NY 10003
TEL.: (212) 979-8400
FAX.: (212) 979-8387

DESIGN ARCHITECT:

SOM
14 WALL STREET
NEW YORK, NY 10005
TEL.: 212.298.9336
FAX.: 212.298.9500

STRUCTURAL ENGINEER:

DESIMONE
18 WEST 18TH STREET, 10TH FLOOR
NEW YORK, NY 10011
TEL.: (212) 532-2211
FAX.: (212) 481-6108

MEP ENGINEER:

WSP • FLACK+KURTZ
512 SEVENTH AVENUE
NEW YORK, NY 10011
TEL.: (212) 532-9600

BUILDING ENVELOPE CONSULTANT:

GBS
GILSANZ MURRAY STEFICEK LLP
129 WEST 27th STREET
NEW YORK, NY 10001
TEL.: (212) 254-0030

| No: | Date: | Revision: |
|---|---|---|
| 3 | 10/10/12 | DOB FILING |
| 2 | 08/28/12 | FOUNDATION & SUPERSTRUCTURE BID SET |
| 1 | 04/20/12 | 100% DESIGN DEVELOPMENT |

NORTH ARROW | SCALE

KEY PLAN:

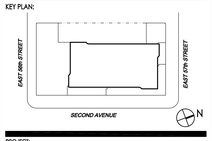


PROJECT:

252 EAST 57th STREET
NEW YORK, NY

TITLE:

CONCRETE COLUMN DETAILS

SEAL & SIGNATURE:

STATE OF NEW YORK — STEVEN V. DESIMONE — 076 — LICENSED PROFESSIONAL ENGINEER

| | |
|---|---|
| SCALE: | AS NOTED |
| DATE: | 09/02/11 |
| PROJECT No: | 5514 |
| FILE No: | |
| DRAWN BY: | VEF |
| CHECKED BY: | |
| DWG. No.: | S-403.00 |

38 of —

Plotted: 3/20/2014 11:11:00 AM

CITY OF BLDGS 121303323 Job Number
BSA/M BSA/M Doc #

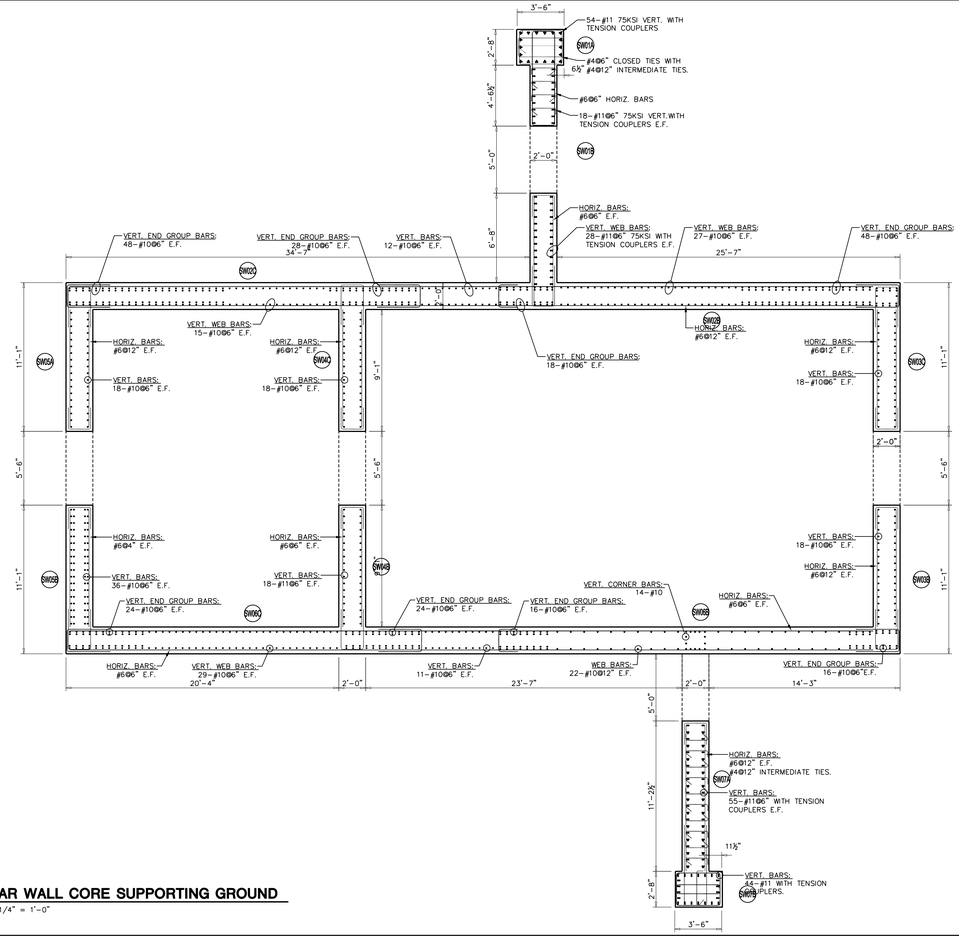


## 2 SHEAR WALL CORE SUPPORTING GROUND

SCALE: 1/4" = 1'-0"

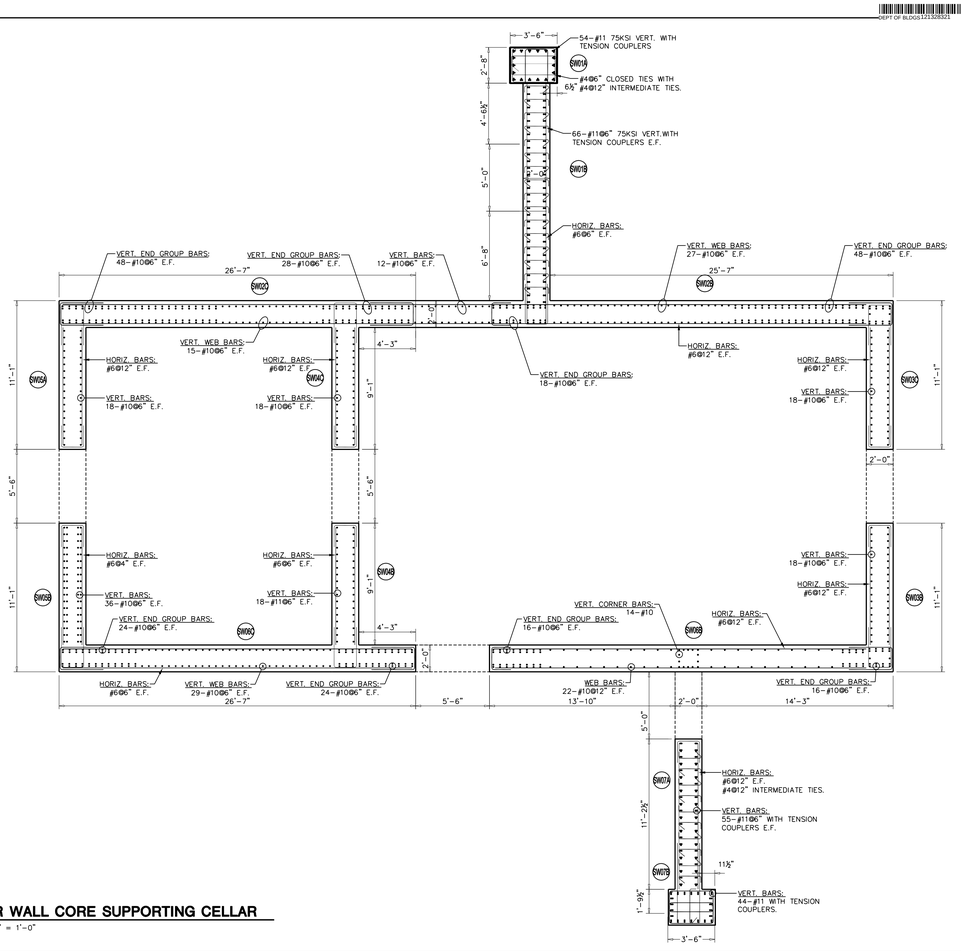


## 1 SHEAR WALL CORE SUPPORTING CELLAR

SCALE: 1/4" = 1'-0"

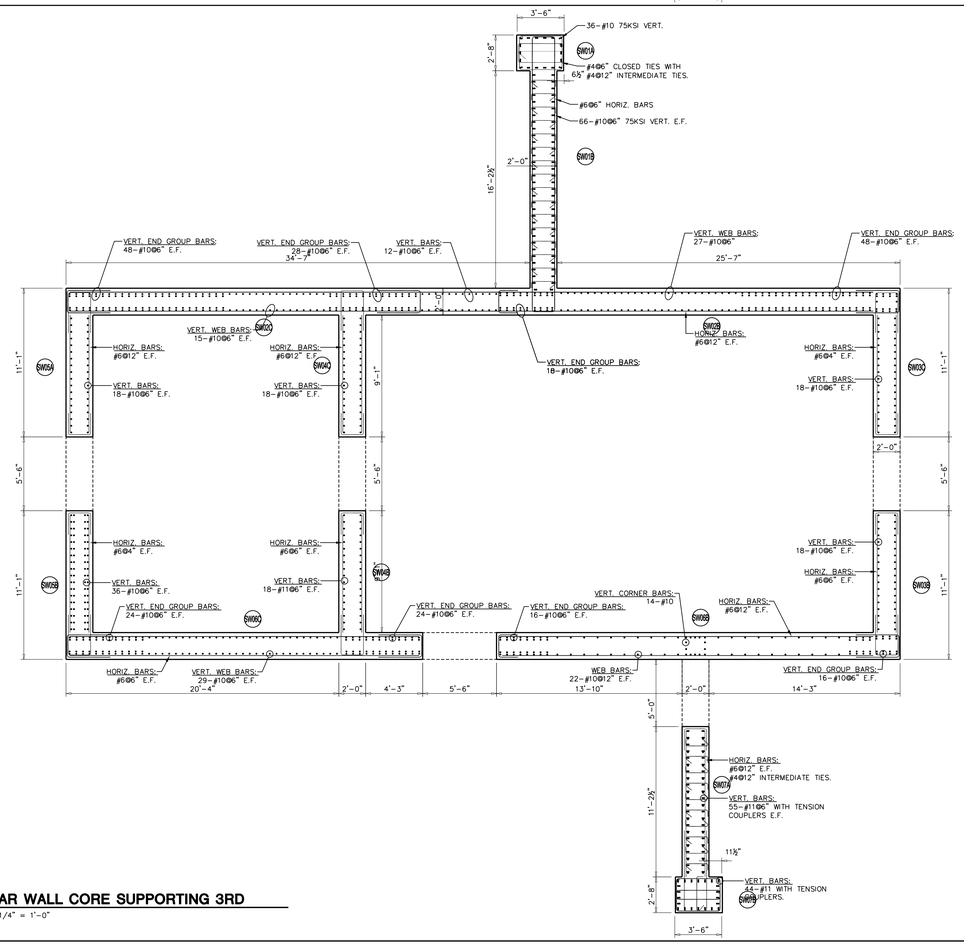


## 4 SHEAR WALL CORE SUPPORTING 3RD

SCALE: 1/4" = 1'-0"

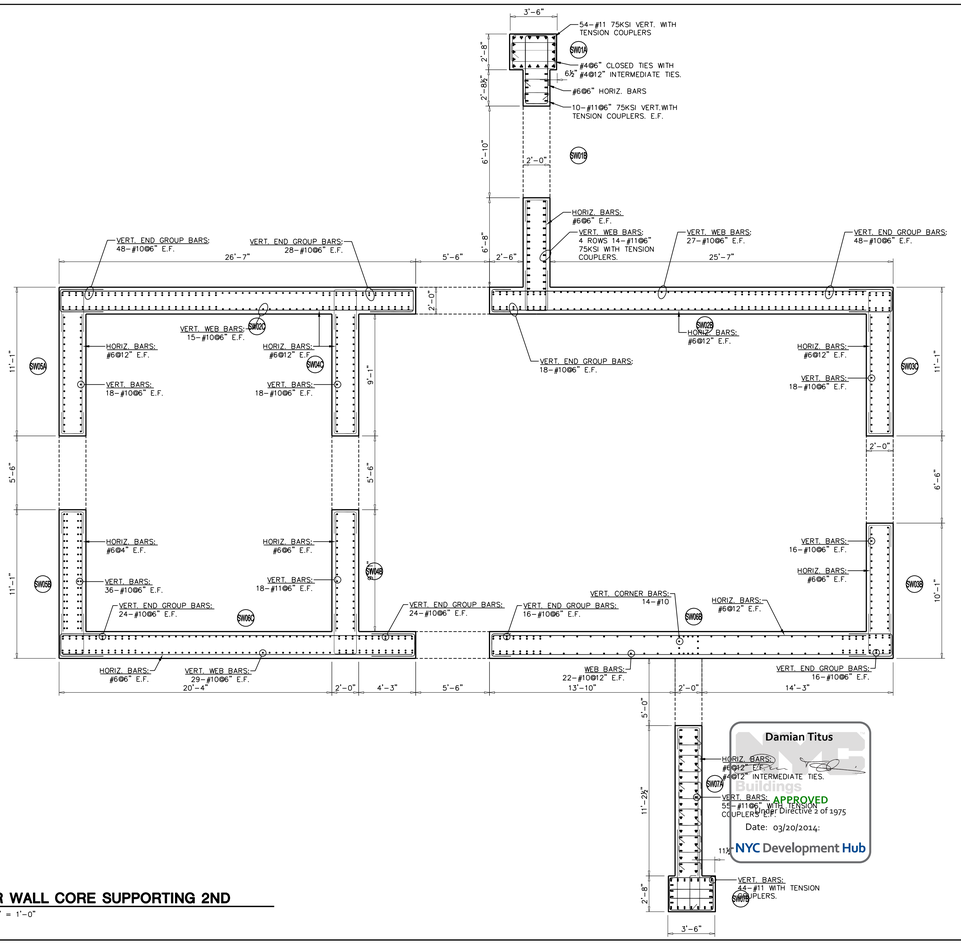


## 3 SHEAR WALL CORE SUPPORTING 2ND

SCALE: 1/4" = 1'-0"

Damian Titus
Buildings
Per Directive 2 of 1975
APPROVED
Date: 03/20/2014
NYC Development Hub

OWNER:
SNOWPLOW LLC
950 THIRD AVENUE
NEW YORK, NY 10022
TEL.: (212) 486-2000

ARCHITECT OF RECORD:
SLCE*Architects, LLP*
841 BROADWAY
NEW YORK, NY 10003
TEL.: (212) 979-8400
FAX.: (212) 979-8387

DESIGN ARCHITECT:
SOM
14 WALL STREET
NEW YORK, NY 10005
TEL.: 212.298.9336
FAX.: 212.298.9500

STRUCTURAL ENGINEER:
DESIMONE
18 WEST 18TH STREET, 10TH FLOOR
NEW YORK, NY 10011
TEL.: (212) 532-2211
FAX.: (212) 481-6108

MEP ENGINEER:
WSP • FLACK+KURTZ
512 SEVENTH AVENUE
NEW YORK, NY 10011
TEL.: (212) 532-9600

BUILDING ENVELOPE CONSULTANT:
GVS
GILSANZ MURRAY STEFICEK LLP
129 WEST 27th STREET
NEW YORK, NY 10001
TEL.: (212) 254-0030

| No: | Date: | Revision: |
|---|---|---|
| 3 | 10/10/12 | DOB FILING |
| 2 | 08/28/12 | FOUNDATION & SUPERSTRUCTURE BID SET |
| 1 | 08/15/12 | SHEAR WALL PROGRESS SUBMISSION |

NORTH ARROW | SCALE

KEY PLAN:

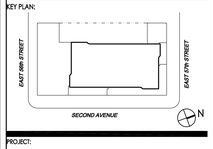


PROJECT:
# 252 EAST 57th STREET NEW YORK, NY

TITLE:
SHEAR WALL LAYOUT AND REINFORCEMENT PLANS

SEAL & SIGNATURE:

STATE OF NEW YORK — DAMIAN V. DIMARCO — LICENSED PROFESSIONAL ENGINEER — NO. 076833

| | |
|---|---|
| SCALE: | 1/8"=1'-0" |
| DATE: | 09/02/11 |
| PROJECT No: | 5514 |
| FILE No: | |
| DRAWN BY: | JAR |
| CHECKED BY: | |
| DWG. No.: | S-404.00 |

39 of —

CITY OF BLDGS 121303523 Job Number
BSA1900286 Application Number

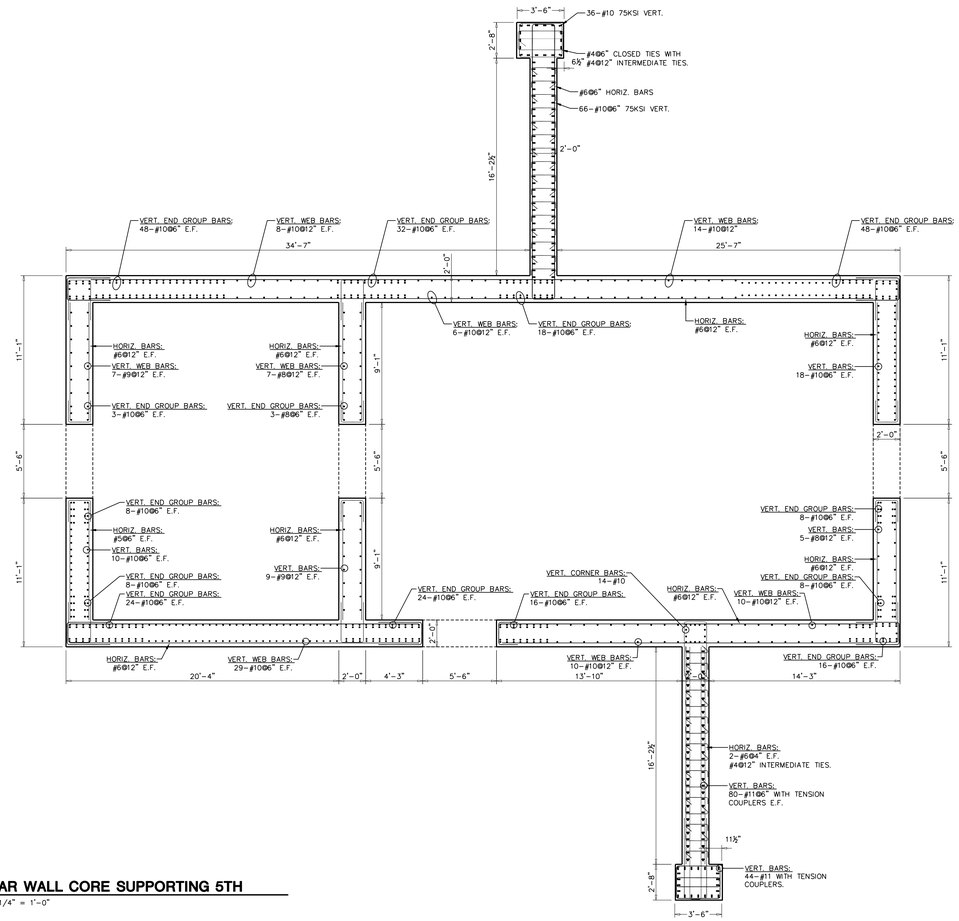


**2 SHEAR WALL CORE SUPPORTING 5TH**
SCALE: 1/4" = 1'-0"

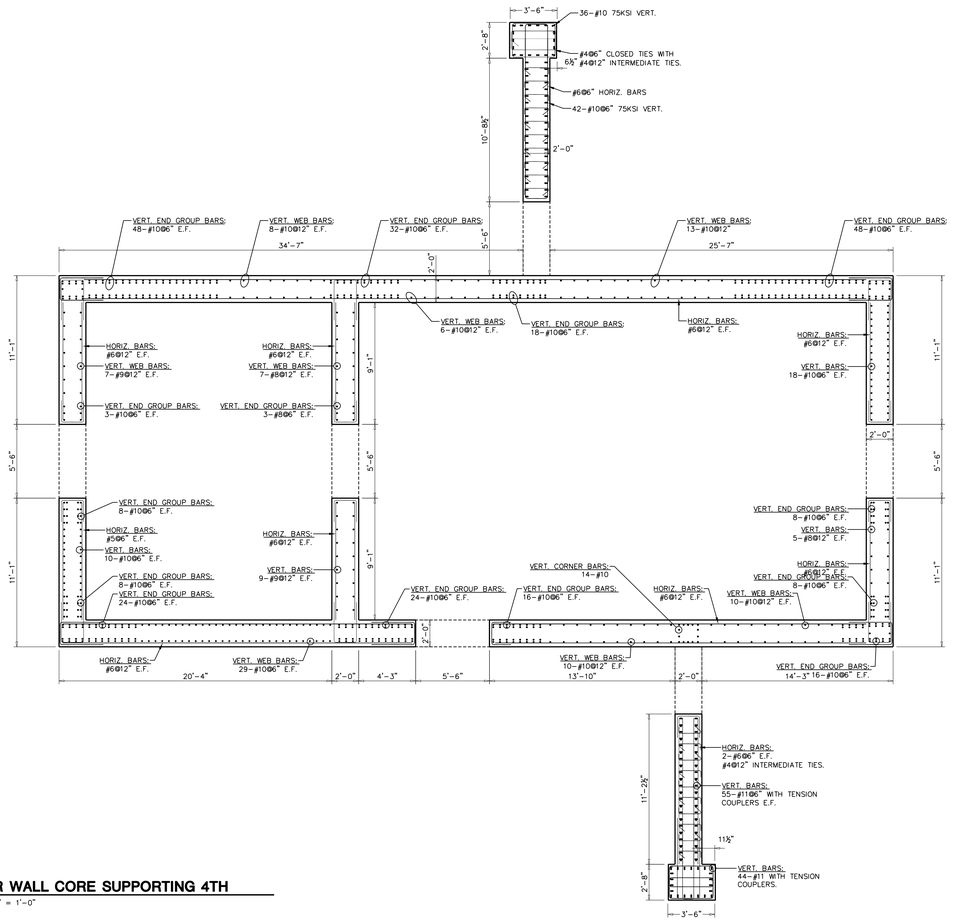


**1 SHEAR WALL CORE SUPPORTING 4TH**
SCALE: 1/4" = 1'-0"

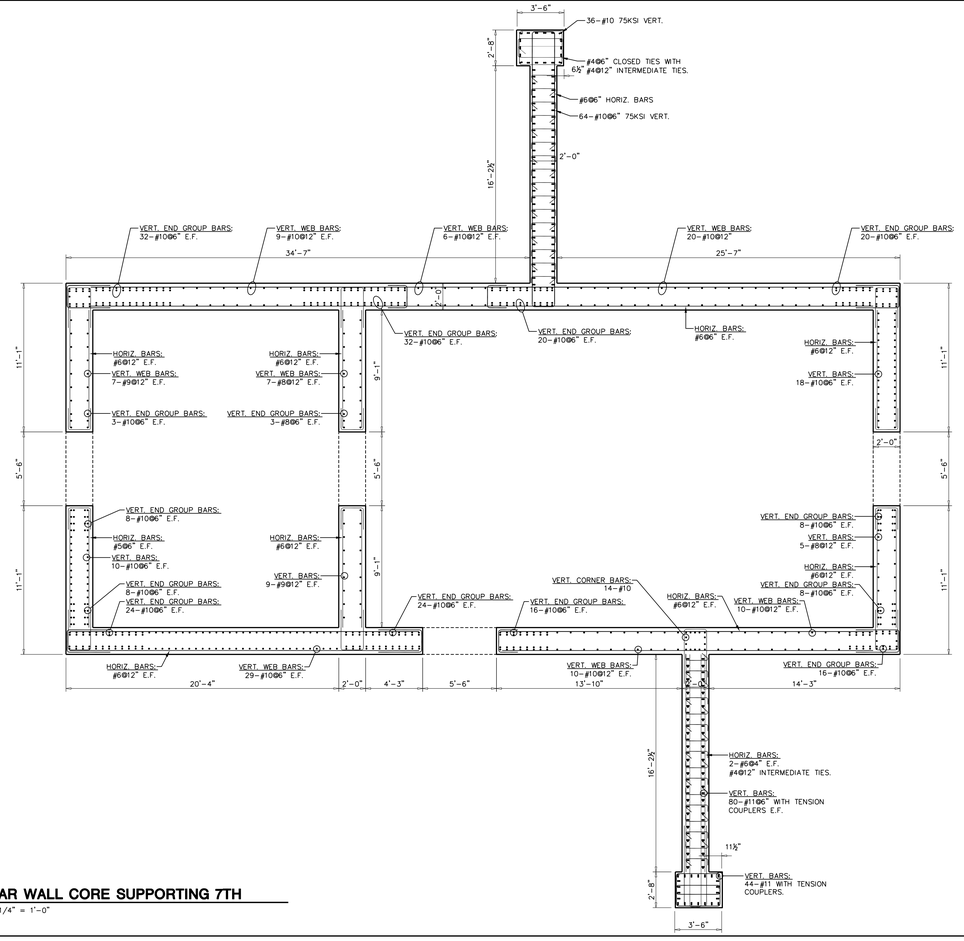


**4 SHEAR WALL CORE SUPPORTING 7TH**
SCALE: 1/4" = 1'-0"

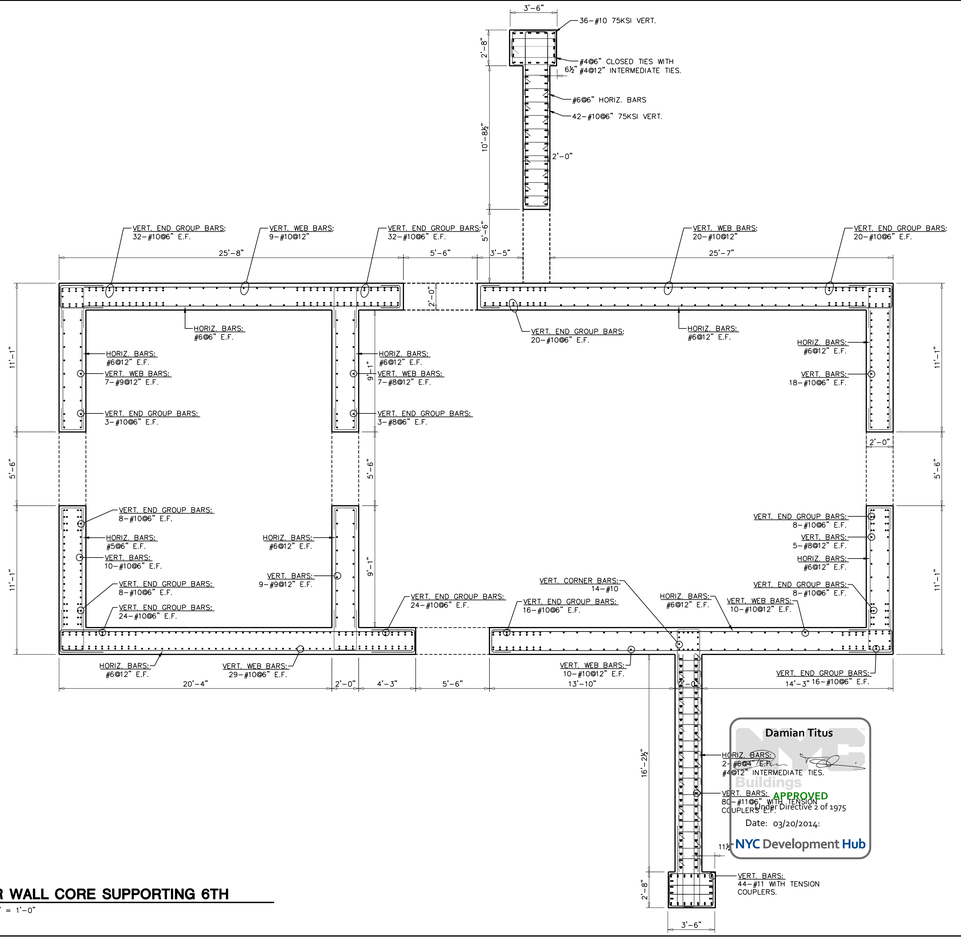


**3 SHEAR WALL CORE SUPPORTING 6TH**
SCALE: 1/4" = 1'-0"

Damian Titus
NOT FOR CONSTRUCTION
APPROVED
Pursuant to PW1 Directive 2 of 1975
Date: 03/20/2014
NYC Development Hub

OWNER:
SNOWPLOW LLC
950 THIRD AVENUE
NEW YORK, NY 10022
TEL.: (212) 486-2000

ARCHITECT OF RECORD:
SLCE*Architects, LLP*
841 BROADWAY
NEW YORK, NY 10003
TEL.: (212) 979-8400
FAX.: (212) 979-8387

DESIGN ARCHITECT:
SOM
14 WALL STREET
NEW YORK, NY 10005
TEL.: 212.298.9336
FAX.: 212.298.9500

STRUCTURAL ENGINEER:
DESIMONE
18 WEST 18TH STREET, 10TH FLOOR
NEW YORK, NY 10011
TEL.: (212) 532-2211
FAX.: (212) 481-6108

MEP ENGINEER:
WSP • FLACK+KURTZ
512 SEVENTH AVENUE
NEW YORK, NY 10011
TEL.: (212) 532-9600

BUILDING ENVELOPE CONSULTANT:
GILSANZ MURRAY STEFICEK LLP
129 WEST 27th STREET
NEW YORK, NY 10001
TEL.: (212) 254-0030

| No. | Date: | Revision: |
|---|---|---|
| 3 | 10/10/12 | DOB FILING |
| 2 | 08/28/12 | FOUNDATION & SUPERSTRUCTURE BID SET |
| 1 | 08/15/12 | SHEAR WALL PROGRESS SUBMISSION |

NORTH ARROW | SCALE

KEY PLAN:
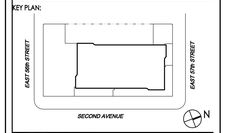


PROJECT:
# 252 EAST 57th STREET NEW YORK, NY

TITLE:
## SHEAR WALL LAYOUT AND REINFORCEMENT PLANS

SEAL & SIGNATURE:
STATE OF NEW YORK · STEPHEN Y. CHAN · LICENSED PROFESSIONAL ENGINEER

| | |
|---|---|
| SCALE: | 1/8"=1'-0" |
| DATE: | 09/02/11 |
| PROJECT No: | 5514 |
| FILE No: | |
| DRAWN BY: | JAR |
| CHECKED BY: | |
| DWG. No.: | S-405.00 |

40 of —

CITY OF BLDGS 121303525 Job Number
BIN# 1090588 Borough

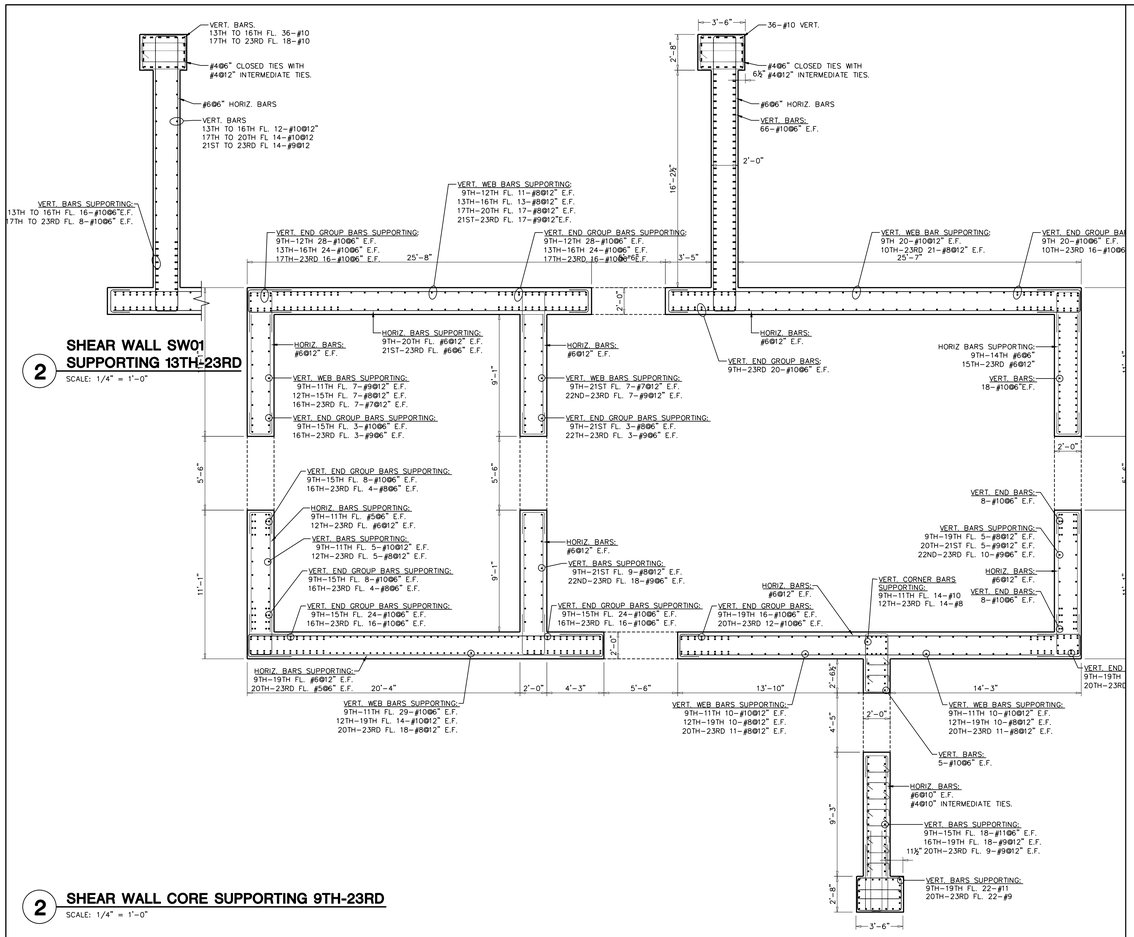


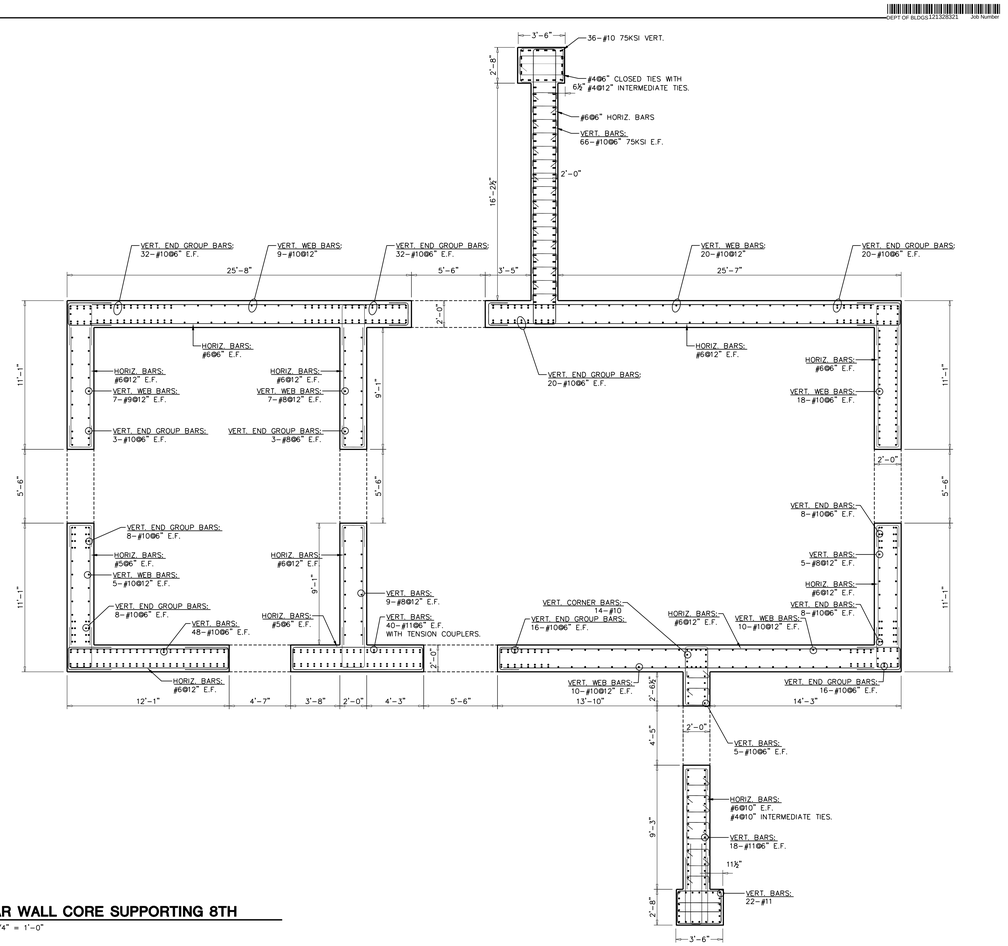


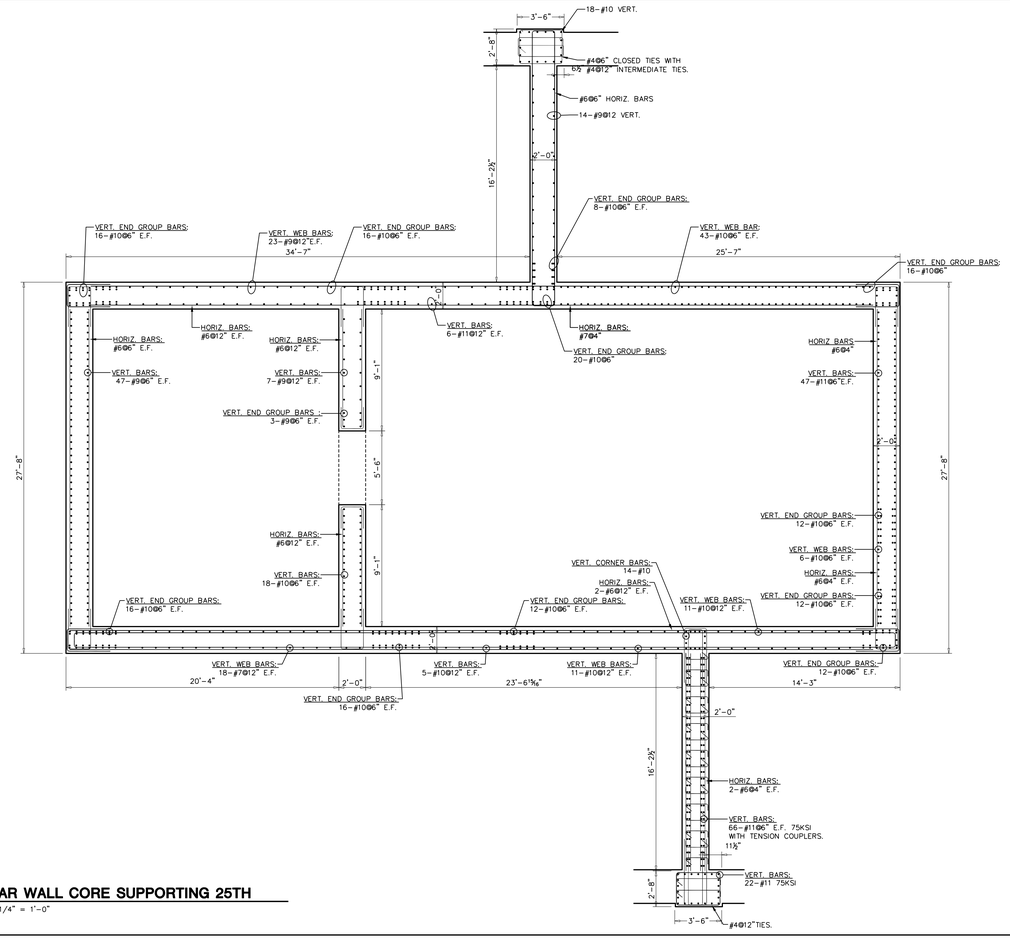


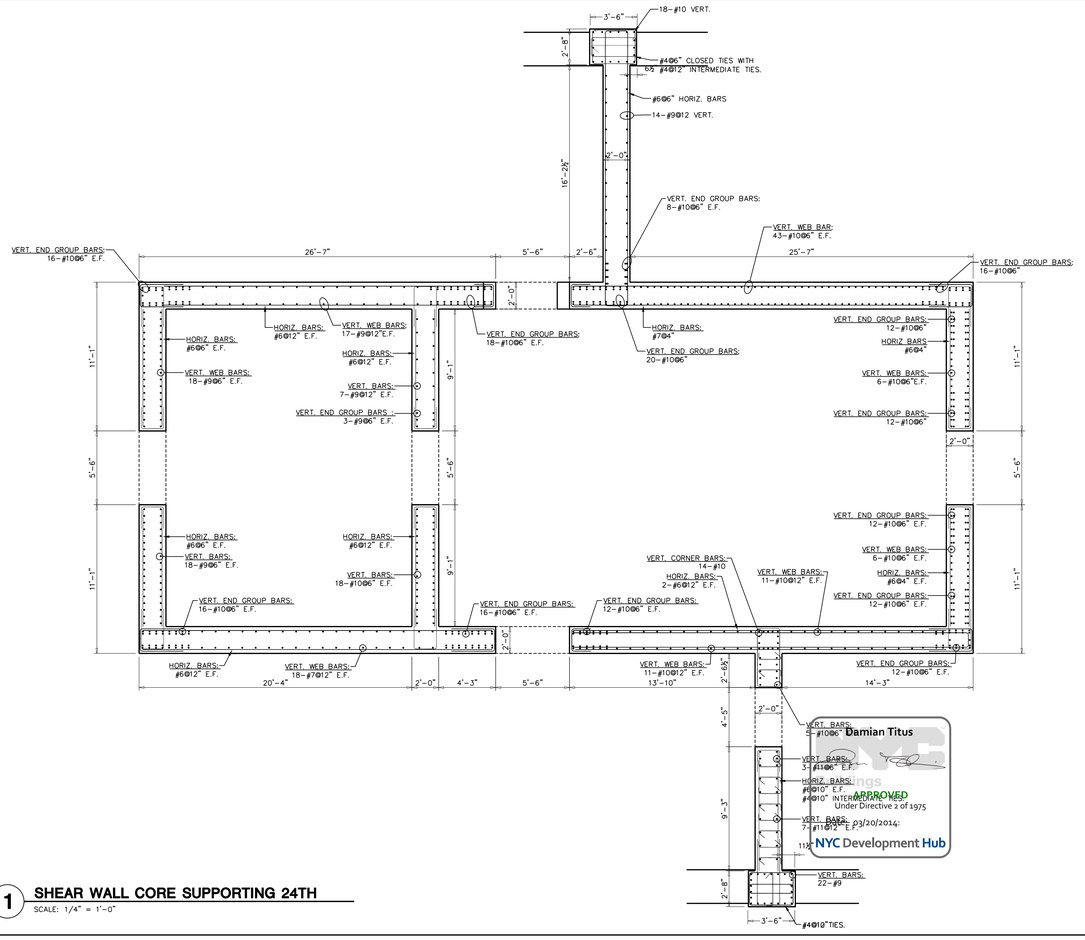


OWNER:
SNOWPLOW LLC
950 THIRD AVENUE
NEW YORK, NY 10022
TEL.: (212) 486-2000

ARCHITECT OF RECORD:
SLCE*Architects, LLP*
841 BROADWAY
NEW YORK, NY 10003
TEL.: (212) 979-8400
FAX.: (212) 979-8387

DESIGN ARCHITECT:
SOM
14 WALL STREET
NEW YORK, NY 10005
TEL.: 212.298.9336
FAX.: 212.298.9500

STRUCTURAL ENGINEER:
DESIMONE
18 WEST 18TH STREET, 10TH FLOOR
NEW YORK, NY 10011
TEL.: (212) 532-2211
FAX.: (212) 481-6108

MEP ENGINEER:
WSP • FLACK+KURTZ
512 SEVENTH AVENUE
NEW YORK, NY 10011
TEL.: (212) 532-9600

BUILDING ENVELOPE CONSULTANT:
GBSANZ MURRAY STEFICEK LLP
129 WEST 27th STREET
NEW YORK, NY 10001
TEL.: (212) 254-0030

| No: | Date: | Revision: |
|---|---|---|
| 3 | 10/10/12 | DOB FILING |
| 2 | 08/28/12 | FOUNDATION & SUPERSTRUCTURE BID SET |
| 1 | 08/15/12 | SHEAR WALL PROGRESS SUBMISSION |
| NORTH ARROW | | SCALE |

KEY PLAN:

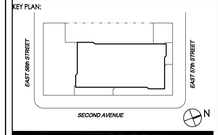


PROJECT:
# 252 EAST 57th STREET NEW YORK, NY

TITLE:
SHEAR WALL LAYOUT AND REINFORCEMENT PLANS

SEAL & SIGNATURE:

| | |
|---|---|
| SCALE: | 1/8"=1'-0" |
| DATE: | 09/02/11 |
| PROJECT No: | 5514 |
| FILE No: | |
| DRAWN BY: | JAR |
| CHECKED BY: | |
| DWG. No.: | S-406.00 |

41 of —

Damian Titus
Buildings
APPROVED
Under Directive 2 of 1975
03/20/2014
NYC Development Hub

COPY OF BLDG131305323 Job Number
B00051A01 Borough

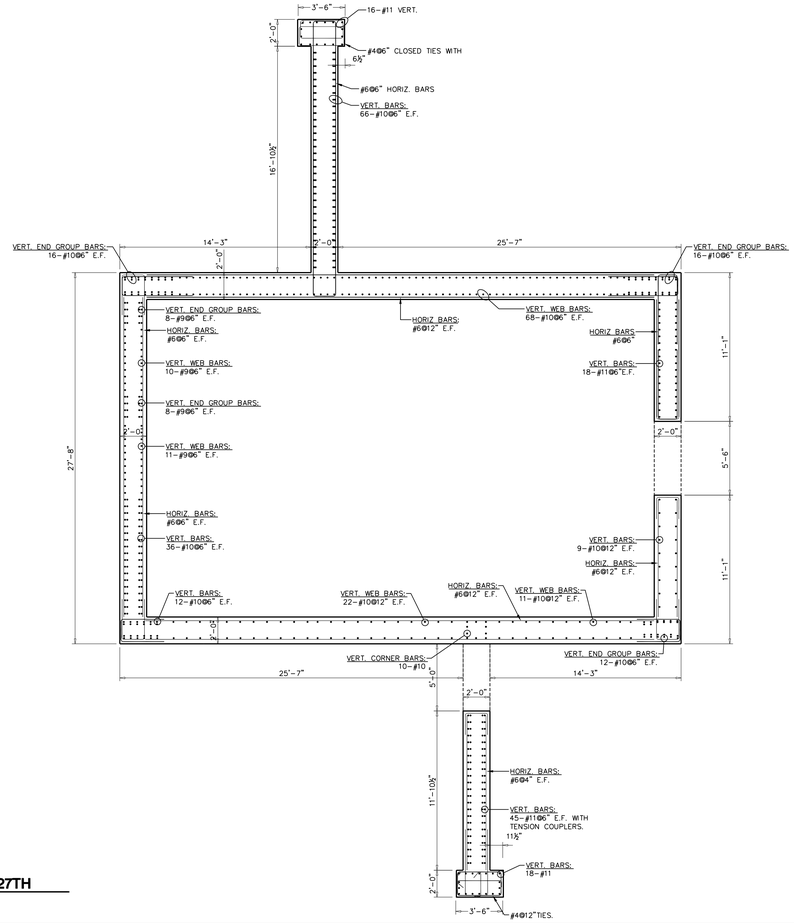


## 2 SHEAR WALL CORE SUPPORTING 27TH

SCALE: 1/4" = 1'-0"

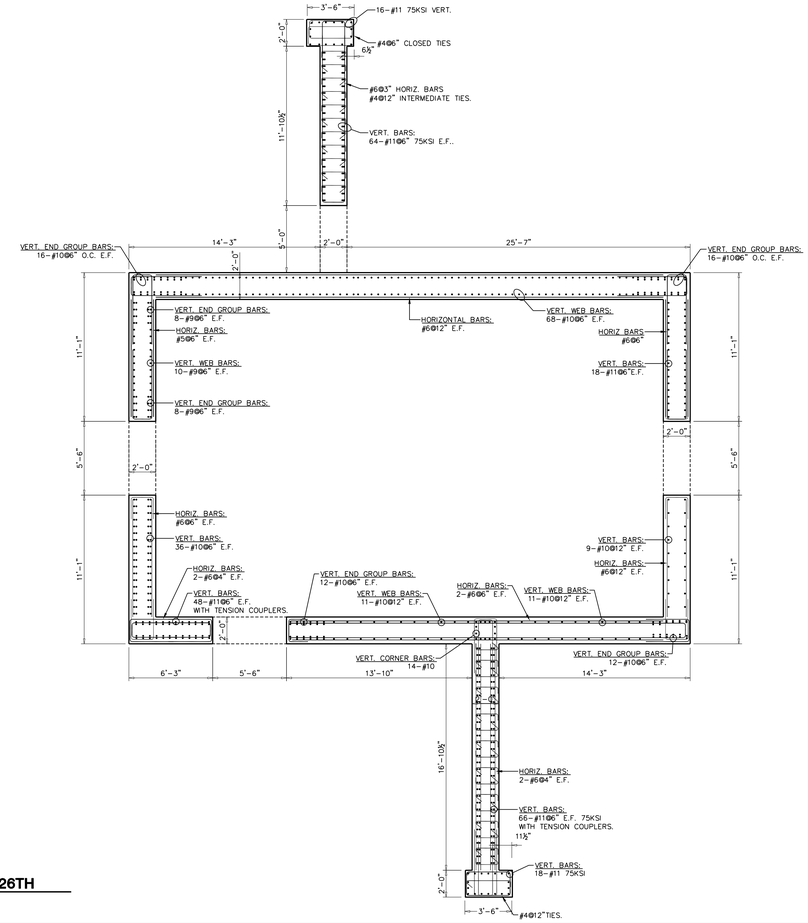


## 1 SHEAR WALL CORE SUPPORTING 26TH

SCALE: 1/4" = 1'-0"

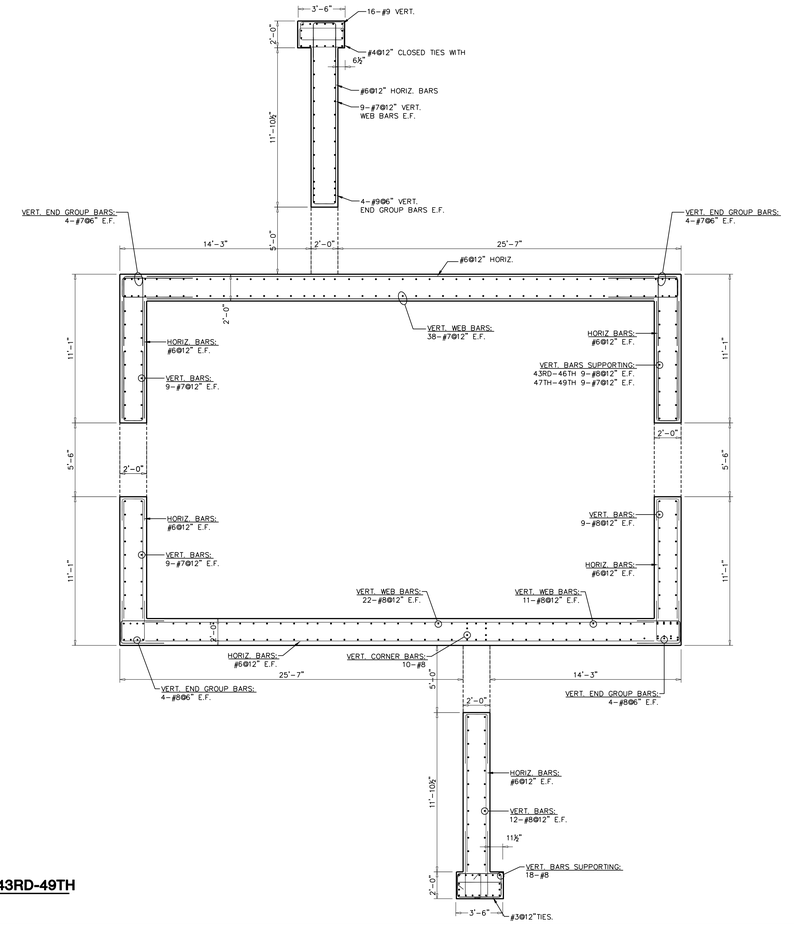


## 4 SHEAR WALL CORE SUPPORTING 43RD-49TH

SCALE: 1/4" = 1'-0"

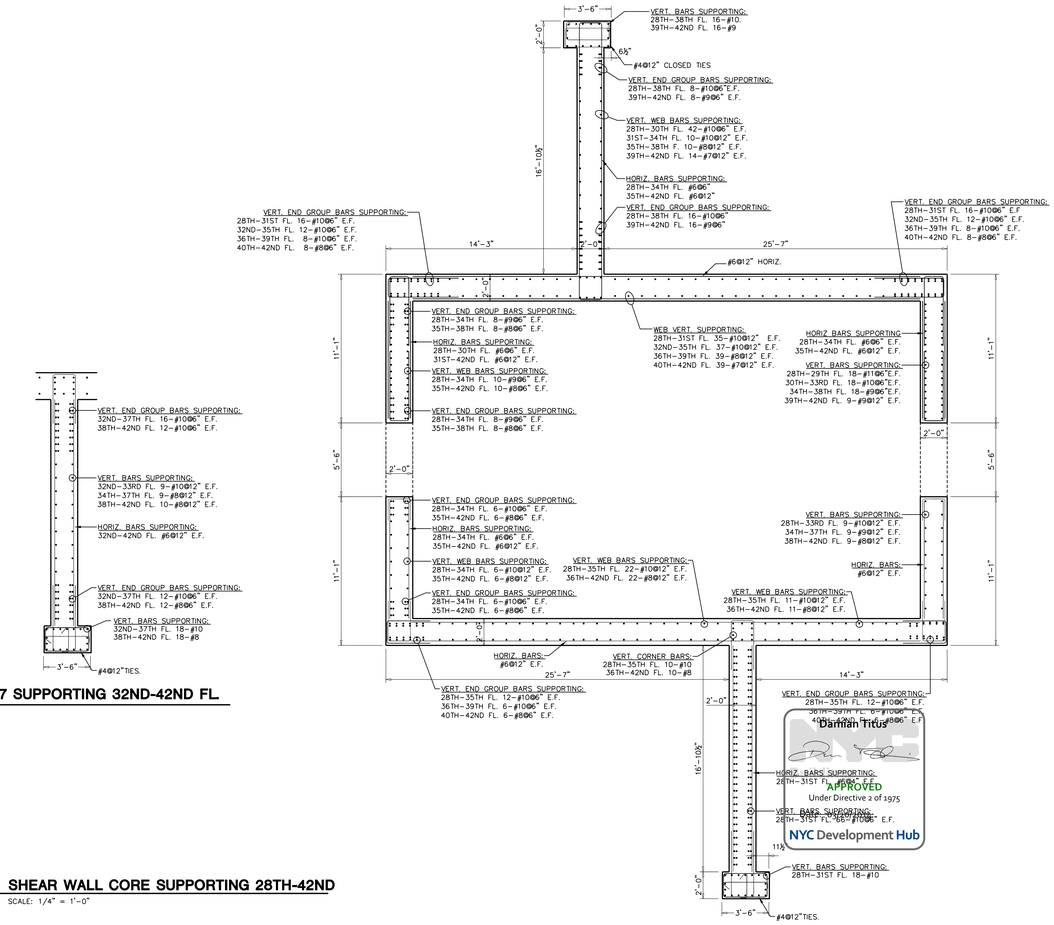


## 3 SHEAR WALL CORE SUPPORTING 28TH-42ND

SCALE: 1/4" = 1'-0"




**SW07 SUPPORTING 32ND-42ND FL**

OWNER:
SNOWPLOW LLC
950 THIRD AVENUE
NEW YORK, NY 10022
TEL.: (212) 486-2000

ARCHITECT OF RECORD:
SLCE*Architects, LLP*
841 BROADWAY
NEW YORK, NY 10003
TEL.: (212) 979-8400
FAX.: (212) 979-8387

DESIGN ARCHITECT:
SOM
14 WALL STREET
NEW YORK, NY 10005
TEL.: 212.298.9336
FAX.: 212.298.9500

STRUCTURAL ENGINEER:
DESIMONE
18 WEST 18TH STREET, 10TH FLOOR
NEW YORK, NY 10011
TEL.: (212) 532-2211
FAX.: (212) 481-6108

MEP ENGINEER:
WSP • FLACK+KURTZ
512 SEVENTH AVENUE
NEW YORK, NY 10011
TEL.: (212) 532-9600

BUILDING ENVELOPE CONSULTANT:
GVS
GILSANZ MURRAY STEFICEK LLP
129 WEST 27th STREET
NEW YORK, NY 10001
TEL.: (212) 254-0030

| No: | Date: | Revision: |
|---|---|---|
| 3 | 10/10/12 | DOB FILING |
| 2 | 08/28/12 | FOUNDATION & SUPERSTRUCTURE BID SET |
| 1 | 08/15/12 | SHEAR WALL PROGRESS SUBMISSION |

NORTH ARROW | SCALE

KEY PLAN:

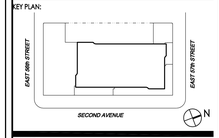


PROJECT:
# 252 EAST 57th STREET NEW YORK, NY

TITLE:
SHEAR WALL LAYOUT AND REINFORCEMENT PLANS

SEAL & SIGNATURE:




Damian Titus
APPROVED
Under Directive 2 of 1975
NYC Development Hub

| | |
|---|---|
| SCALE: | 1/8"=1'-0" |
| DATE: | 09/02/11 |
| PROJECT No: | 5514 |
| FILE No: | |
| DRAWN BY: | JAR |
| CHECKED BY: | |
| DWG. No.: | S-407.00 |

42 OF —

CITY OF BLDGS 121305325 Job Number
Job Number

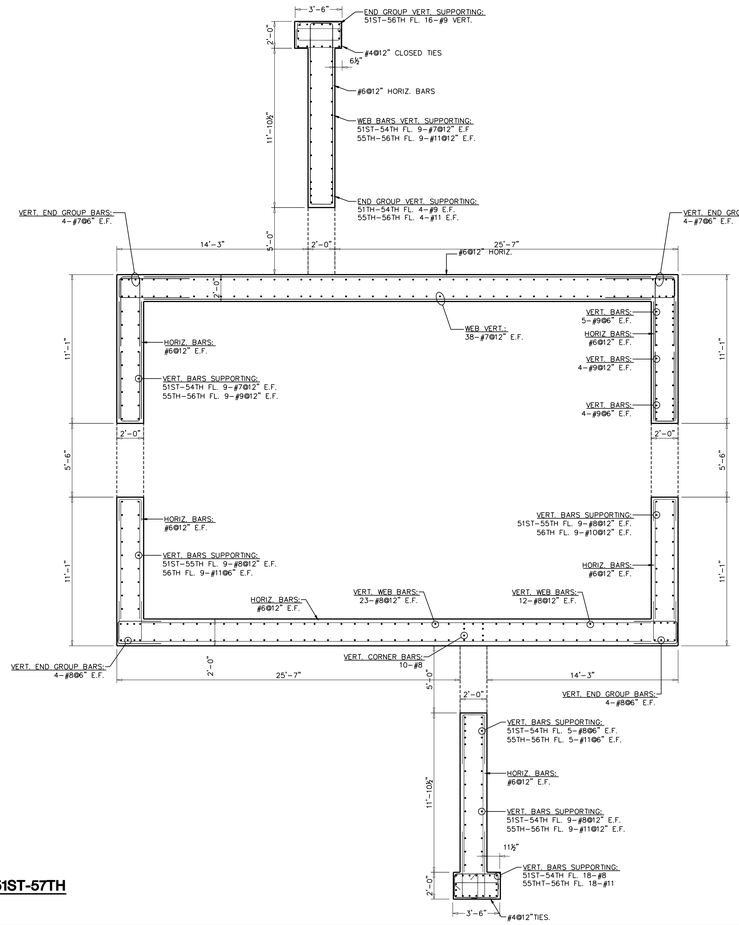


**2 SHEAR WALL CORE SUPPORTING 51ST-57TH**
SCALE: 1/4" = 1'-0"

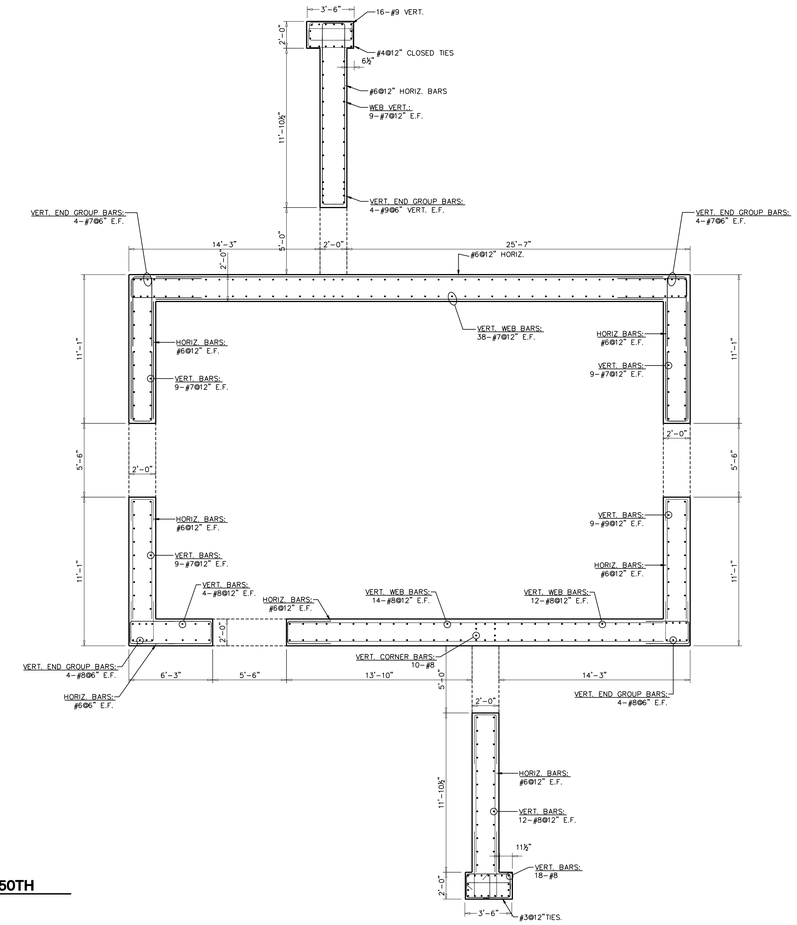


**1 SHEAR WALL CORE SUPPORTING 50TH**
SCALE: 1/4" = 1'-0"

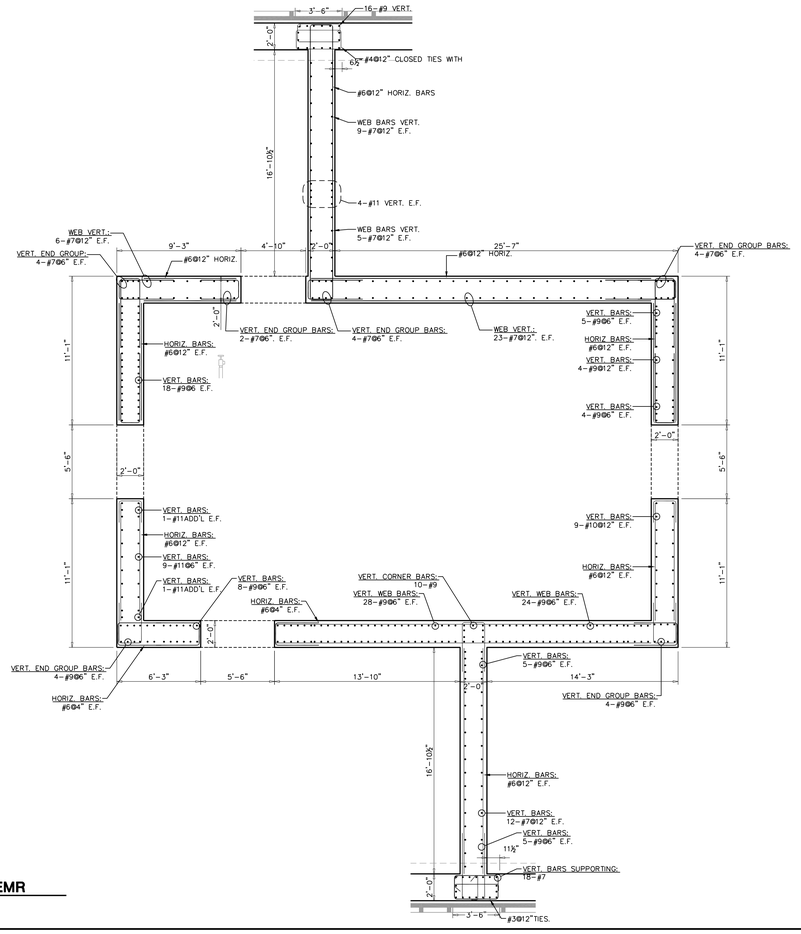


**4 SHEAR WALL CORE SUPPORTING EMR**
SCALE: 1/4" = 1'-0"

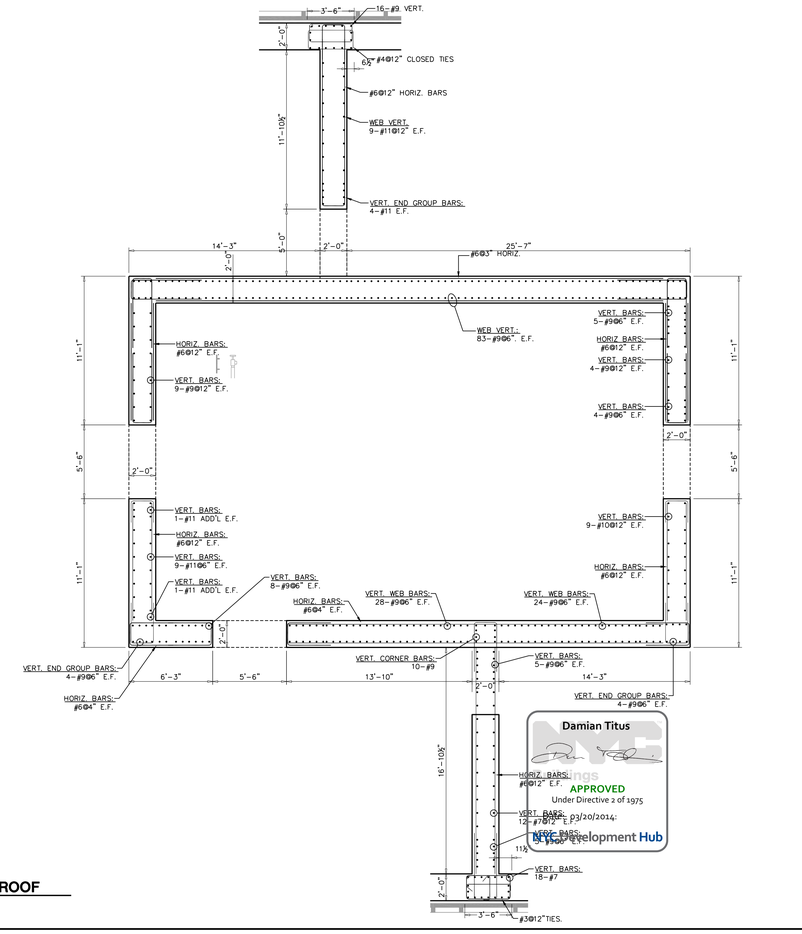


**3 SHEAR WALL CORE SUPPORTING ROOF**
SCALE: 1/4" = 1'-0"

Damian Titus
NYC Buildings
APPROVED
Under Directive 2 of 1975
03/20/2014:
DOB Development Hub

OWNER:
SNOWPLOW LLC
950 THIRD AVENUE
NEW YORK, NY 10022
TEL.: (212) 486-2000

ARCHITECT OF RECORD:
SLCE*Architects, LLP*
841 BROADWAY
NEW YORK, NY 10003
TEL.: (212) 979-8400
FAX.: (212) 979-8387

DESIGN ARCHITECT:
SOM
14 WALL STREET
NEW YORK, NY 10005
TEL.: 212.298.9336
FAX.: 212.298.9500

STRUCTURAL ENGINEER:
DESIMONE
18 WEST 18TH STREET, 10TH FLOOR
NEW YORK, NY 10011
TEL.: (212) 532-2211
FAX.: (212) 481-6108

MEP ENGINEER:
WSP • FLACK+KURTZ
512 SEVENTH AVENUE
NEW YORK, NY 10011
TEL.: (212) 532-9600

BUILDING ENVELOPE CONSULTANT:
GBSG
GILSANZ MURRAY STEFICEK LLP
129 WEST 27th STREET
NEW YORK, NY 10001
TEL.: (212) 254-0030

| No: | Date: | Revision: |
|---|---|---|
| 3 | 10/10/12 | DOB FILING |
| 2 | 08/28/12 | FOUNDATION & SUPERSTRUCTURE BID SET |
| 1 | 08/15/12 | SHEAR WALL PROGRESS SUBMISSION |

NORTH ARROW | SCALE

KEY PLAN:
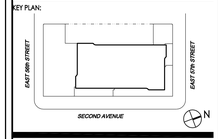


PROJECT:
# 252 EAST 57th STREET NEW YORK, NY

TITLE:
SHEAR WALL LAYOUT AND REINFORCEMENT PLANS

SEAL & SIGNATURE:
STATE OF NEW YORK — JENNIFER V. GRECO — LICENSED PROFESSIONAL ENGINEER

| | |
|---|---|
| SCALE: | 1/8"=1'-0" |
| DATE: | 09/02/11 |
| PROJECT No: | 5514 |
| FILE No: | |
| DRAWN BY: | JAR |
| CHECKED BY: | |
| DWG. No.: | S-408.00 |

43 of —

Copyright SLCE Architects, LLP

COPY OF BLOCK 1215/0525 Job Number
Block/Lot

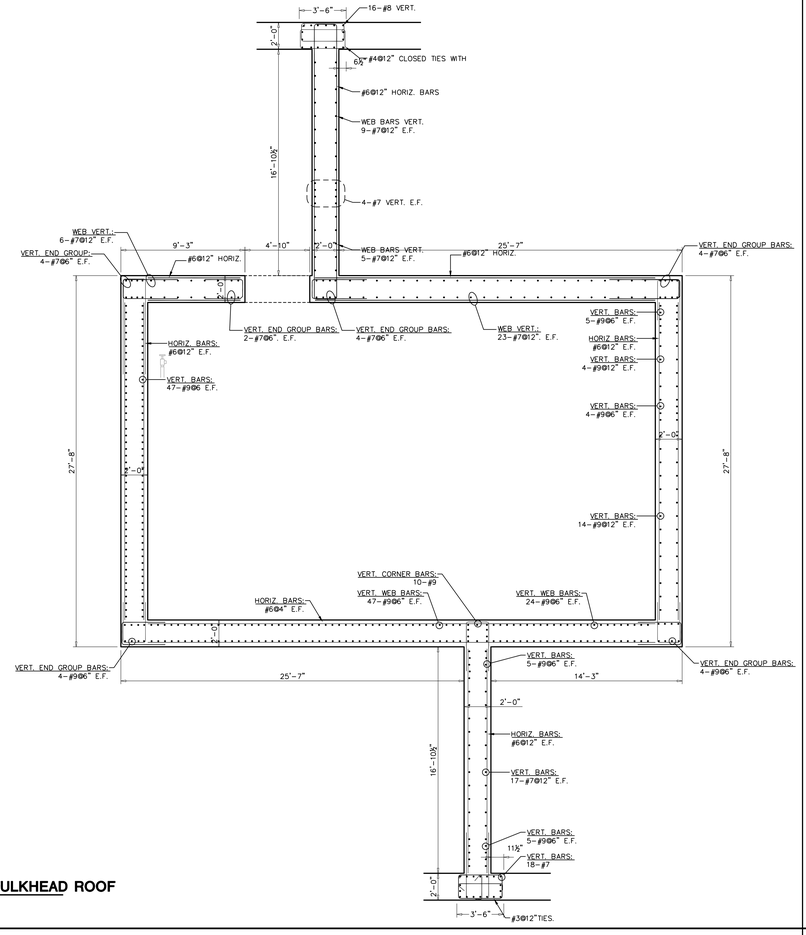


**1** **SHEAR WALL CORE SUPPORTING BULKHEAD ROOF**
SCALE: 1/4" = 1'-0"

OWNER:

SNOWPLOW LLC
950 THIRD AVENUE
NEW YORK, NY 10022
TEL.: (212) 486-2000

ARCHITECT OF RECORD:

SLCE*Architects, LLP*
841 BROADWAY
NEW YORK, NY 10003
TEL.: (212) 979-8400
FAX.: (212) 979-8387

DESIGN ARCHITECT:

SOM
14 WALL STREET
NEW YORK, NY 10005
TEL.: 212.298.9336
FAX.: 212.298.9500

STRUCTURAL ENGINEER:

DESIMONE
18 WEST 18TH STREET, 10TH FLOOR
NEW YORK, NY 10011
TEL.: (212) 532-2211
FAX.: (212) 481-6108

MEP ENGINEER:

WSP • FLACK+KURTZ
512 SEVENTH AVENUE
NEW YORK, NY 10011
TEL.: (212) 532-9600

BUILDING ENVELOPE CONSULTANT:

GBL
GILSANZ MURRAY STEFICEK LLP
129 WEST 27th STREET
NEW YORK, NY 10001
TEL.: (212) 254-0030

| No: | Date: | Revision: |
|---|---|---|
| 3 | 10/10/12 | DOB FILING |
| 2 | 08/28/12 | FOUNDATION & SUPERSTRUCTURE BID SET |
| 1 | 08/15/12 | SHEAR WALL PROGRESS SUBMISSION |

NORTH ARROW | SCALE

KEY PLAN:

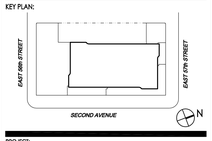


PROJECT:

252 EAST 57th STREET
NEW YORK, NY

TITLE:

SHEAR WALL LAYOUT
AND REINFORCEMENT PLANS

SEAL & SIGNATURE:

STATE OF NEW YORK
STEVEN V. DESIMONE
070-039032
LICENSED PROFESSIONAL ENGINEER

| | |
|---|---|
| SCALE: | 1/8"=1'-0" |
| DATE: | 09/02/11 |
| PROJECT No: | 5514 |
| FILE No: | |
| DRAWN BY: | JAR |
| CHECKED BY: | |
| DWG. No.: | S-409.00 |

44 OF —

Damian Titus
Buildings
APPROVED
Under Directive 2 of 1975
Date: 03/20/2014:
NYC Development Hub

COPY OF BLOCK 1313/0525 Job Number
Work Order

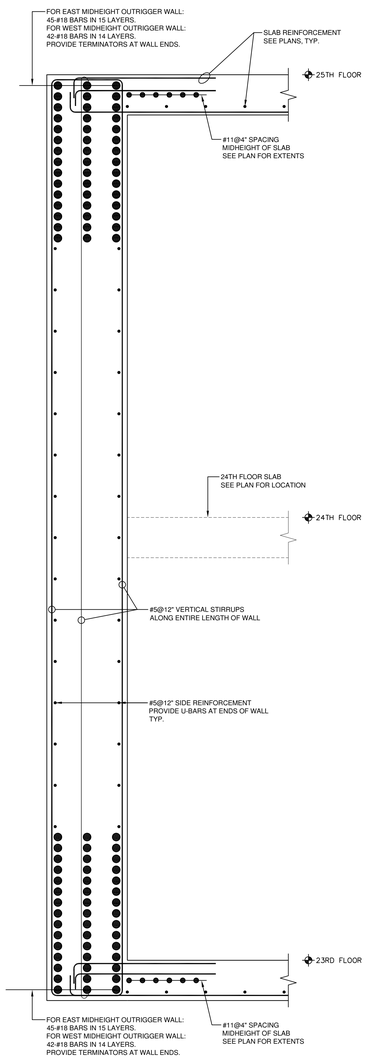


NOTE: ALL REINFORCEMENT CALLED OUT TO BE ASTM A103S GRADE 100

## 10 SECTION

SCALE: 3/4"=1'-0"

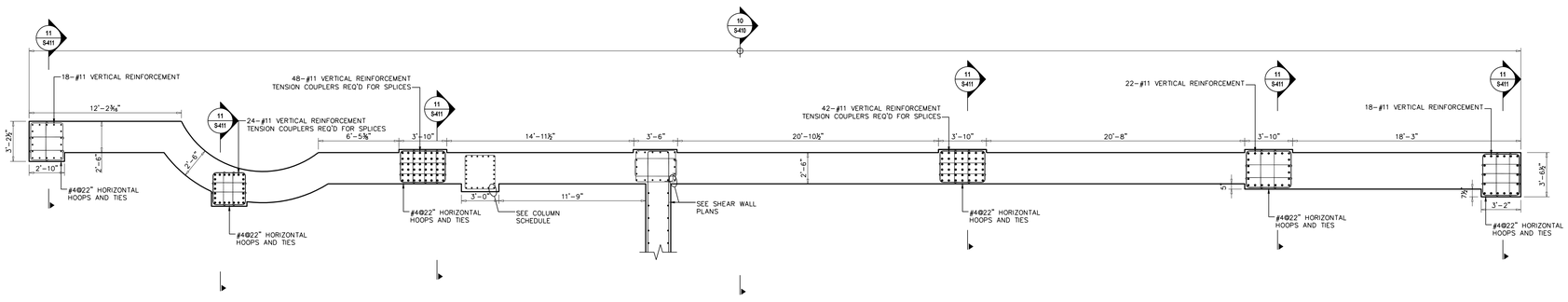


NOTES:

1. ADDITIONAL WALL HORIZONTAL AND VERTICAL REINFORCEMENT NOT SHOWN FOR CLARITY OF PART PLAN. SEE SECTION FOR ADDITIONAL REINFORCEMENT INFORMATION.
2. ALL REINFORCEMENT CALLED OUT ON THIS PART PLAN TO BE ASTM A1035 GRADE 100

## 4 WEST MID HEIGHT OUTRIGGER WALL PART PLAN

SCALE: 1/4"=1'-0"

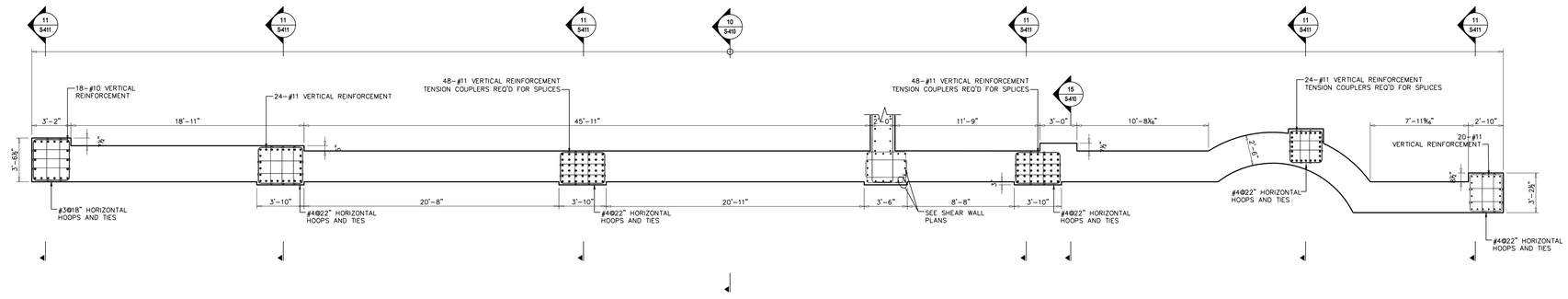


NOTES:

1. ADDITIONAL WALL HORIZONTAL AND VERTICAL REINFORCEMENT NOT SHOWN FOR CLARITY OF PART PLAN. SEE SECTION FOR ADDITIONAL REINFORCEMENT INFORMATION.
2. ALL REINFORCEMENT CALLED OUT ON THIS PART PLAN TO BE ASTM A1035 GRADE 100

## 9 EAST MID HEIGHT OUTRIGGER WALL PART PLAN

SCALE: 1/4"=1'-0"

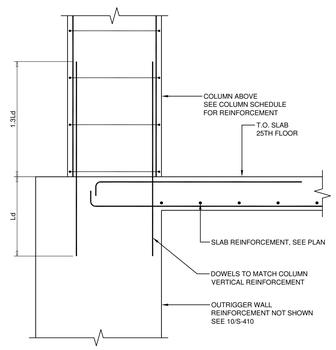


## 15 SECTION OF COLUMN ABOVE STOPPING AT TOP OF OUTRIGGER WALL

SCALE: 3/4"=1'-0"

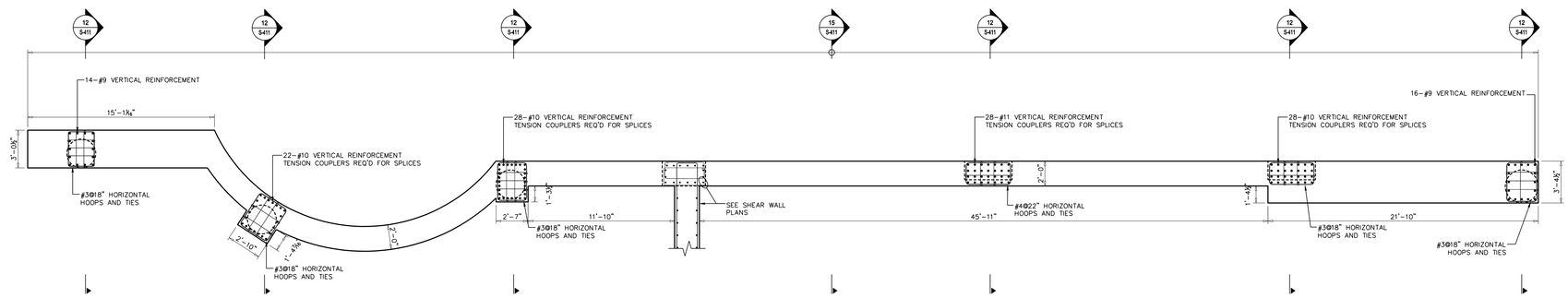


NOTES:

1. ADDITIONAL WALL HORIZONTAL AND VERTICAL REINFORCEMENT NOT SHOWN FOR CLARITY OF PART PLAN. SEE SECTION FOR ADDITIONAL REINFORCEMENT INFORMATION.

## 14 WEST TOP OUTRIGGER WALL PART PLAN

SCALE: 1/4"=1'-0"

Damian Titus
Buildings
APPROVED
Under Directive 2 of 1975
Date: 03/20/2014:
NYC Development Hub

OWNER:
SNOWPLOW LLC
950 THIRD AVENUE
NEW YORK, NY 10022
TEL.: (212) 486-2000

ARCHITECT OF RECORD:
SLCE*Architects, LLP*
841 BROADWAY
NEW YORK, NY 10003
TEL.: (212) 979-8400
FAX.: (212) 979-8387

DESIGN ARCHITECT:
SOM
14 WALL STREET
NEW YORK, NY 10005
TEL.: 212.298.9336
FAX.: 212.298.9500

STRUCTURAL ENGINEER:
DESIMONE
18 WEST 18TH STREET, 10TH FLOOR
NEW YORK, NY 10011
TEL.: (212) 532-2211
FAX.: (212) 481-6108

MEP ENGINEER:
WSP • FLACK+KURTZ
512 SEVENTH AVENUE
NEW YORK, NY 10011
TEL.: (212) 532-9600

BUILDING ENVELOPE CONSULTANT:
GMS
GILSANZ MURRAY STEFICEK LLP
129 WEST 27th STREET
NEW YORK, NY 10001
TEL.: (212) 254-0030

| No: | Date: | Revision: |
|---|---|---|
| 3 | 10/10/12 | DOB FILING |
| 2 | 08/28/12 | FOUNDATION & SUPERSTRUCTURE BID SET |
| 1 | 08/15/12 | SHEAR WALL PROGRESS SUBMISSION |

NORTH ARROW | SCALE

KEY PLAN:

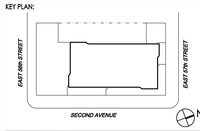


PROJECT:
252 EAST 57th STREET
NEW YORK, NY

TITLE:
OUTRIGGER WALL PART PLANS AND SECTIONS

SEAL & SIGNATURE:

STATE OF NEW YORK — STEVEN V. DESIMONE — 076 079531 — LICENSED PROFESSIONAL ENGINEER

| | |
|---|---|
| SCALE: | 1/8"=1'-0" |
| DATE: | 09/02/11 |
| PROJECT No: | 5514 |
| FILE No: | |
| DRAWN BY: | JAR |
| CHECKED BY: | |
| DWG. No.: | S-410.00 |
| | 45 of — |

Plotted:Jun 20, 2014 - 10:47:00am
S:\Projects\Snowplow\5514\Structural\Drawings\S-410.00 Outrigger Wall Part Plans and Sections.dwg

COPY OF BLOCK 1415/0525 Job Number
Block Number

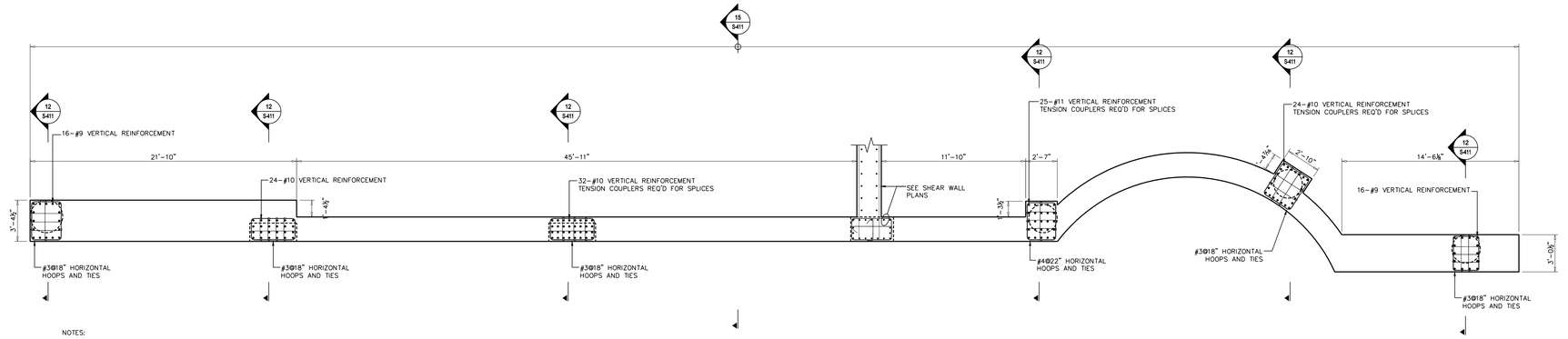


NOTES:

1. ADDITIONAL WALL HORIZONTAL AND VERTICAL REINFORCEMENT NOT SHOWN FOR CLARITY OF PART PLAN. SEE SECTION FOR ADDITIONAL REINFORCEMENT INFORMATION.

## 4 EAST TOP OUTRIGGER WALL PART PLAN

SCALE: 1/4"=1'–0"

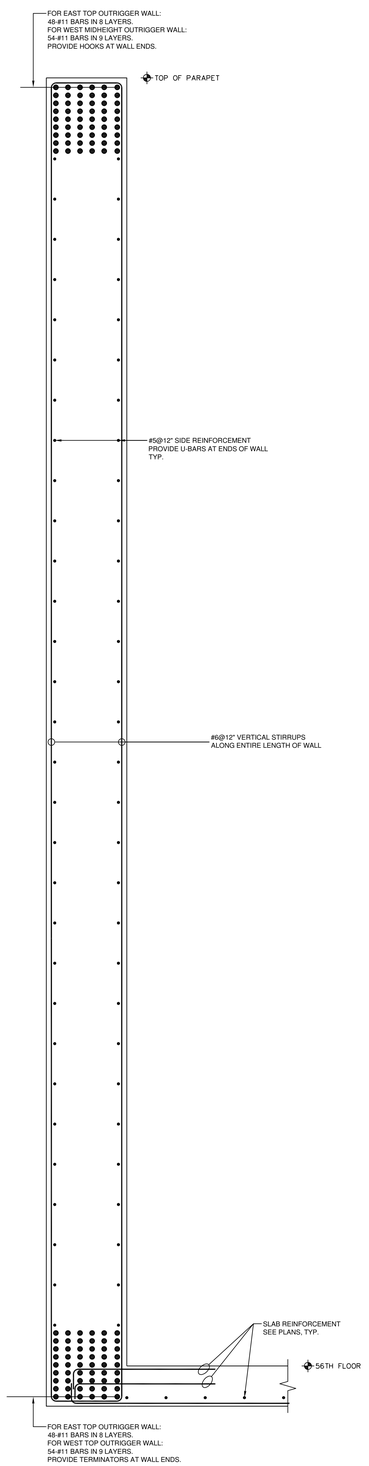


## 15 SECTION

SCALE: 3/4"=1'–0"

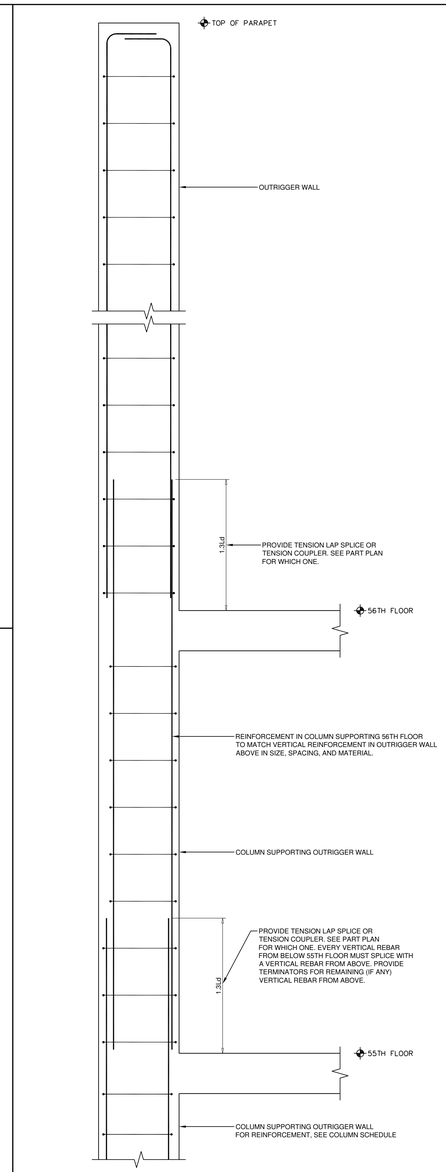


## 12 REINFORCEMENT DETAIL OF COLUMNS SUPPORTING OUTRIGGER WALL

SCALE: 3/4"=1'–0"

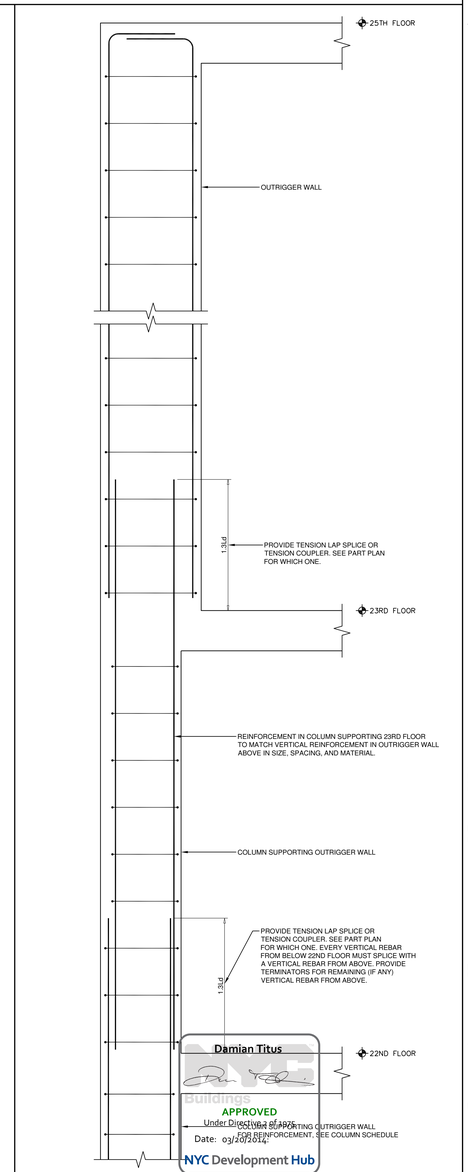


## 11 REINFORCEMENT DETAIL OF COLUMNS SUPPORTING OUTRIGGER WALL

SCALE: 3/4"=1'–0"

Damian Titus
Buildings
APPROVED
Under Directive of ASCE
Date: 03/20/2014
NYC Development Hub

OWNER:
SNOWPLOW LLC
950 THIRD AVENUE
NEW YORK, NY 10022
TEL.: (212) 486-2000

ARCHITECT OF RECORD:
SLCE*Architects, LLP*
841 BROADWAY
NEW YORK, NY 10003
TEL.: (212) 979-8400
FAX.: (212) 979-8387

DESIGN ARCHITECT:
SOM
14 WALL STREET
NEW YORK, NY 10005
TEL.: 212.298.9336
FAX.: 212.298.9500

STRUCTURAL ENGINEER:
DESIMONE
18 WEST 18TH STREET, 10TH FLOOR
NEW YORK, NY 10011
TEL.: (212) 532-2211
FAX.: (212) 481-6108

MEP ENGINEER:
WSP • FLACK+KURTZ
512 SEVENTH AVENUE
NEW YORK, NY 10011
TEL.: (212) 532-9600

BUILDING ENVELOPE CONSULTANT:
GMS
GILSANZ MURRAY STEFICEK LLP
129 WEST 27th STREET
NEW YORK, NY 10001
TEL.: (212) 254-0030

| No: | Date: | Revision: |
|---|---|---|
| 3 | 10/10/12 | DOB FILING |
| 2 | 08/28/12 | FOUNDATION & SUPERSTRUCTURE BID SET |
| 1 | 08/15/12 | SHEAR WALL PROGRESS SUBMISSION |

NORTH ARROW | SCALE

KEY PLAN:

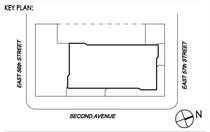


PROJECT:

# 252 EAST 57th STREET NEW YORK, NY

TITLE:

## OUTRIGGER WALL PART PLANS AND SECTIONS

SEAL & SIGNATURE:

| | |
|---|---|
| SCALE: | 1/8"=1'-0" |
| DATE: | 09/02/11 |
| PROJECT No: | 5514 |
| FILE No: | |
| DRAWN BY: | JAR |
| CHECKED BY: | |
| DWG. No.: | S-411.00 |

46 of —

Plotted: 03/20/2014 9:38:00 AM

COPY OF BLDG 121305321 Job Number
Sheet Number

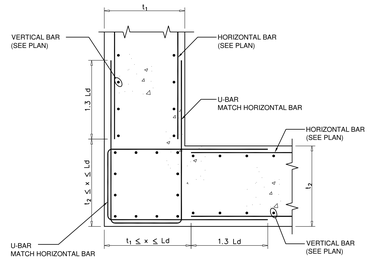


## 5 TYPICAL SHEAR WALL CORNER DETAIL

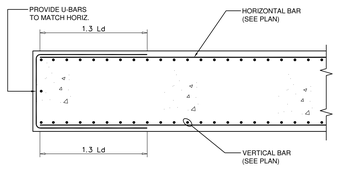


## 4 TYPICAL DETAIL AT END OF WALL

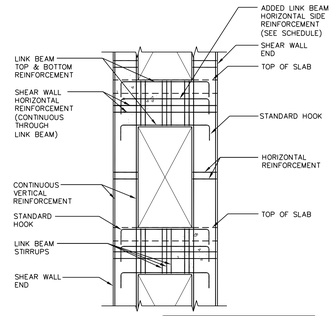


**NOTES:**
1. SEE SHEAR WALL DETAIL PLANS FOR REINFORCEMENT.
2. SEE BEAM SCHEDULE FOR LINK BEAM REINFORCEMENT

## 3 TYPICAL SHEAR WALL LINK BEAM ELEVATION AT NON-CONTINUOUS WALL

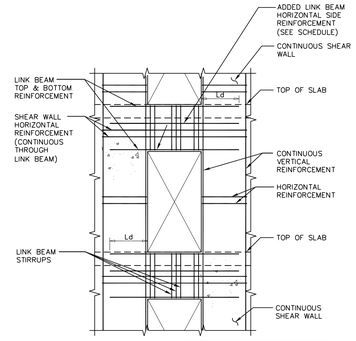


**NOTES:**
1. SEE SHEAR WALL DETAIL PLANS FOR REINFORCEMENT.
2. SEE BEAM SCHEDULE FOR LINK BEAM REINFORCEMENT

## 2 TYPICAL SHEAR WALL LINK BEAM ELEVATION AT CONTINUOUS WALL

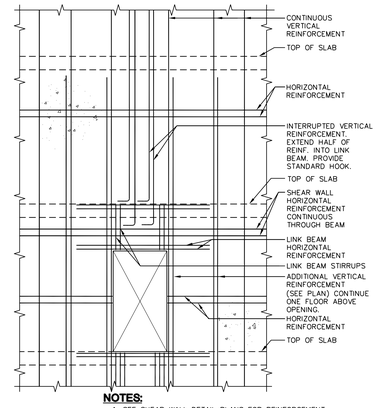


**NOTES:**
1. SEE SHEAR WALL DETAIL PLANS FOR REINFORCEMENT.
2. SEE BEAM SCHEDULE FOR LINK BEAM REINFORCEMENT.

## 1 TYPICAL DETAIL AT OPENING IN SHEAR WALL WITH NO OPENING ABOVE




## 10 DETAIL AT SHEAR WALL CORNERS INSIDE HORIZONTAL BARS




## 9 DETAIL AT SHEAR WALL T-JUNCTION INSIDE HORIZONTAL BARS




## 8 DETAIL AT SHEAR WALL T-JUNCTION OUTSIDE HORIZONTAL BARS




## 7 DETAIL AT SHEAR WALL CORNER OUTSIDE HORIZONTAL BARS




## 6 TYPICAL SHEAR WALL T-JUNCTION DETAIL

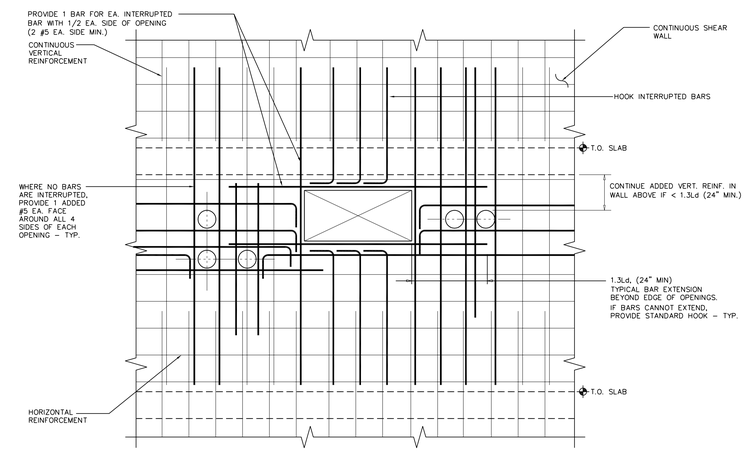


## 15 TYPICAL DETAIL OF REINFORCEMENT AROUND MECHANICAL OPENINGS THROUGH CONCRETE WALLS

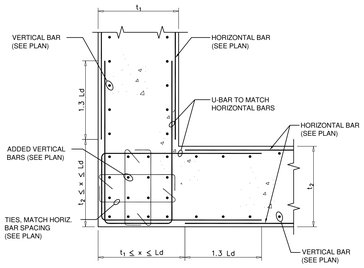


## 13 SEISMIC TIED WALL DETAIL

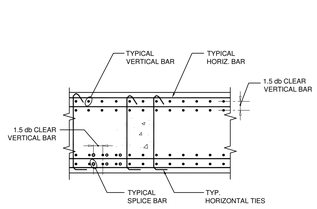


## 12 PLAN THROUGH TYPICAL MULTIPLE LAYER SHEAR WALL

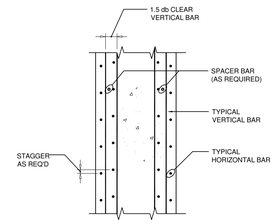


Damian Titus
NYC Buildings
APPROVED
Under Directive 2 of 1975
Date: 03/20/2014:
NYC Development Hub

## 11 ELEVATION THROUGH TYPICAL MULTIPLE LAYER SHEAR WALL

OWNER:
SNOWPLOW LLC
950 THIRD AVENUE
NEW YORK, NY 10022
TEL.: (212) 486-2000

ARCHITECT OF RECORD:
SLCE*Architects, LLP*
841 BROADWAY
NEW YORK, NY 10003
TEL.: (212) 979-8400
FAX.: (212) 979-8387

DESIGN ARCHITECT:
SOM
14 WALL STREET
NEW YORK, NY 10005
TEL.: 212.298.9336
FAX.: 212.298.9500

STRUCTURAL ENGINEER:
DESIMONE
18 WEST 18TH STREET, 10TH FLOOR
NEW YORK, NY 10011
TEL.: (212) 532-2211
FAX.: (212) 481-6108

MEP ENGINEER:
WSP • FLACK+KURTZ
512 SEVENTH AVENUE
NEW YORK, NY 10011
TEL.: (212) 532-9600

BUILDING ENVELOPE CONSULTANT:
GMS
GILSANZ MURRAY STEFICEK LLP
129 WEST 27th STREET
NEW YORK, NY 10001
TEL.: (212) 254-0030

| No: | Date: | Revision: |
|---|---|---|
| 3 | 10/10/12 | DOB FILING |
| 2 | 08/28/12 | FOUNDATION & SUPERSTRUCTURE BID SET |
| 1 | 04/20/12 | 100% DESIGN DEVELOPMENT |

NORTH ARROW | SCALE

KEY PLAN:
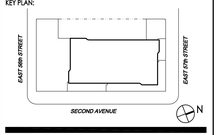


PROJECT:
252 EAST 57th STREET
NEW YORK, NY

TITLE:
SHEAR WALL DETAILS

SEAL & SIGNATURE:
STATE OF NEW YORK DAMIAN V. TITUS 090139 LICENSED PROFESSIONAL ENGINEER

| | |
|---|---|
| SCALE: | AS NOTED |
| DATE: | 09/02/11 |
| PROJECT No: | 5514 |
| FILE No: | |
| DRAWN BY: | VEF |
| CHECKED BY: | |
| DWG. No.: | S-421.00 |
| | 47 OF — |

Autodesk Docs://252 East 57th Street/252 East 57th Street_S_421.rvt

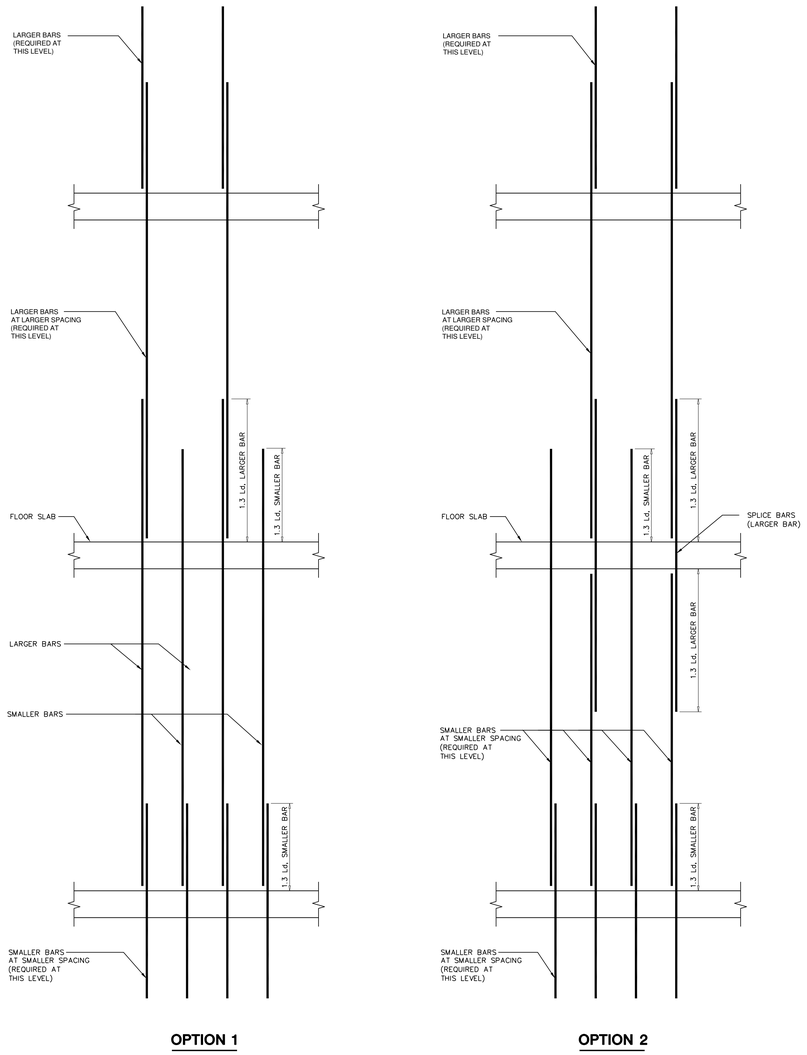


OPTION 1 OPTION 2

5 SMALLER BAR/SPACING TO LARGER BAR/SPACING TRANSITION

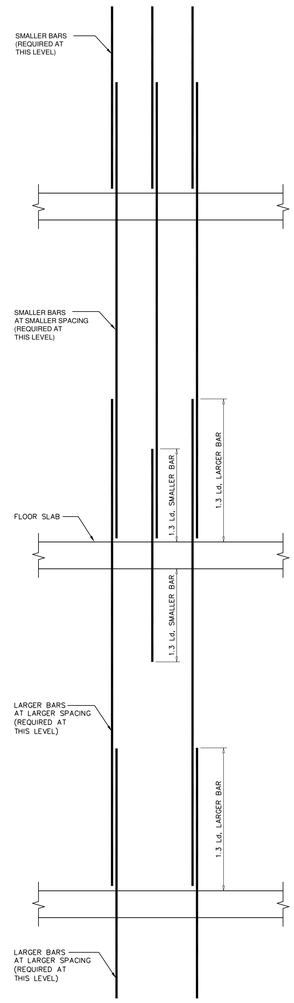


8 LARGER BAR/SPACING TO SMALLER BAR/SPACING TRANSITION

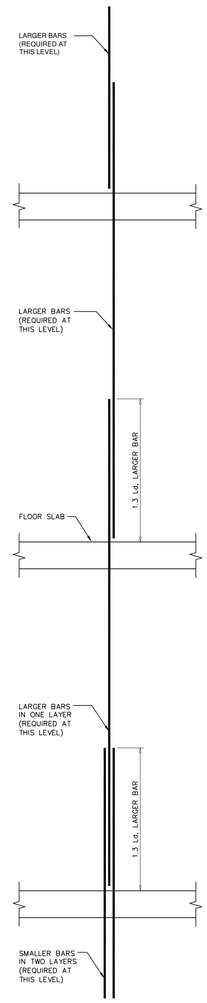


7 SMALLER BAR IN TWO LAYERS TO LARGER BAR IN ONE LAYER TRANSITION

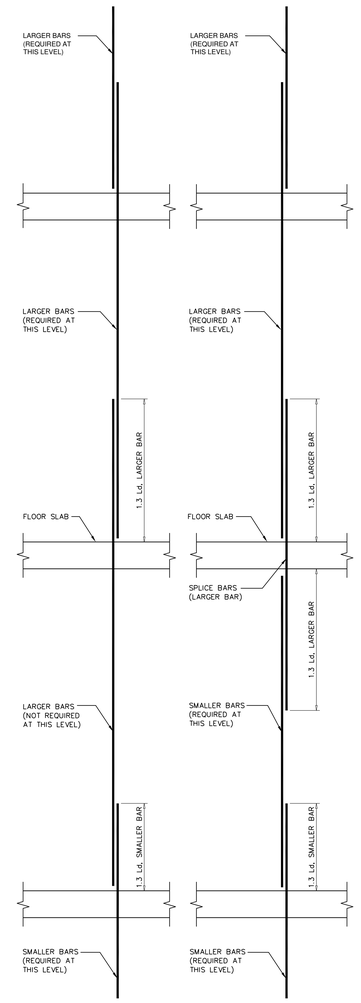


OPTION 1 OPTION 2

6 SMALL BAR TO LARGER BAR TRANSITION

Damian Titus
Buildings
APPROVED
Under Directive 2 of 1975
Date: 03/20/2014:
NYC Development Hub

OWNER:

SNOWPLOW LLC
950 THIRD AVENUE
NEW YORK, NY 10022
TEL.: (212) 486-2000

ARCHITECT OF RECORD:

SLCE*Architects, LLP*
841 BROADWAY
NEW YORK, NY 10003
TEL.: (212) 979-8400
FAX.: (212) 979-8387

DESIGN ARCHITECT:

SOM
14 WALL STREET
NEW YORK, NY 10005
TEL.: 212.298.9336
FAX.: 212.298.9500

STRUCTURAL ENGINEER:

DESIMONE
18 WEST 18TH STREET, 10TH FLOOR
NEW YORK, NY 10011
TEL.: (212) 532-2211
FAX.: (212) 481-6108

MEP ENGINEER:

WSP · FLACK+KURTZ
512 SEVENTH AVENUE
NEW YORK, NY 10011
TEL.: (212) 532-9600

BUILDING ENVELOPE CONSULTANT:

GMS
GILSANZ MURRAY STEFICEK LLP
129 WEST 27th STREET
NEW YORK, NY 10001
TEL.: (212) 254-0030

| No: | Date: | Revision: |
|---|---|---|
| 3 | 10/10/12 | DOB FILING |
| 2 | 08/28/12 | FOUNDATION & SUPERSTRUCTURE BID SET |
| 1 | 04/20/12 | 100% DESIGN DEVELOPMENT |

NORTH ARROW SCALE

KEY PLAN:

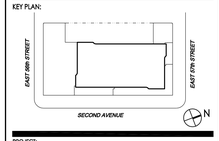


PROJECT:

252 EAST 57th STREET
NEW YORK, NY

TITLE:

SHEAR WALL DETAILS

SEAL & SIGNATURE:

STATE OF NEW YORK
STEPHEN V. DeBIASE
No. 074933
LICENSED PROFESSIONAL ENGINEER

| | |
|---|---|
| SCALE: | AS NOTED |
| DATE: | 09/02/11 |
| PROJECT No: | 5514 |
| FILE No: | |
| DRAWN BY: | VEF |
| CHECKED BY: | |
| DWG. No.: | S-422.00 |

48 OF ___

CITY OF BLDGS 121305321 Job Number
B1213053210 Work Permit

## 5 PODIUM SOUTH FLANGE WALL
SCALE: 1/8"=1'-0"

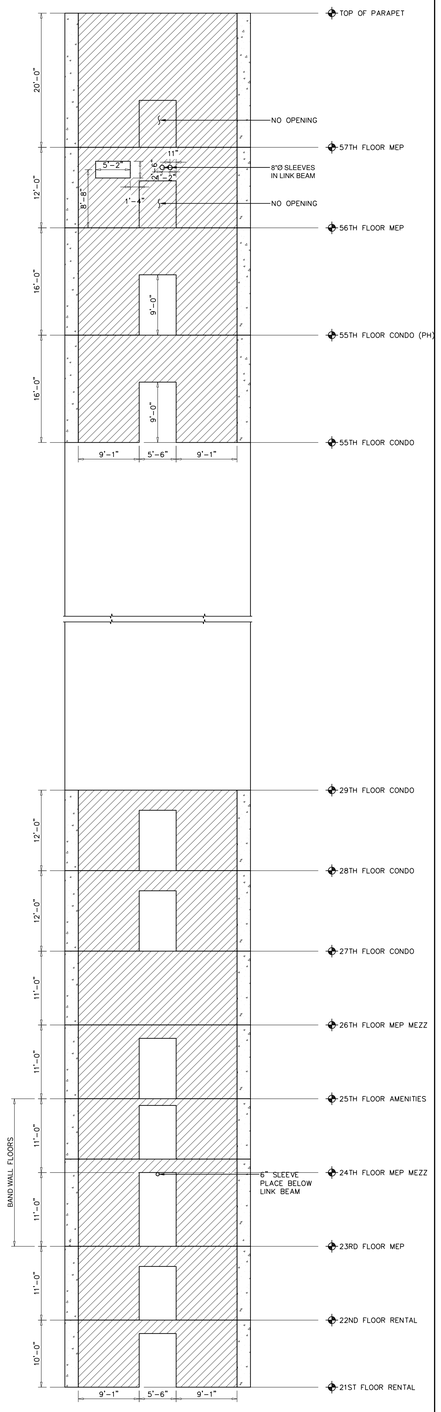


## 4 TOWER SOUTH FLANGE WALL
SCALE: 1/8"=1'-0"

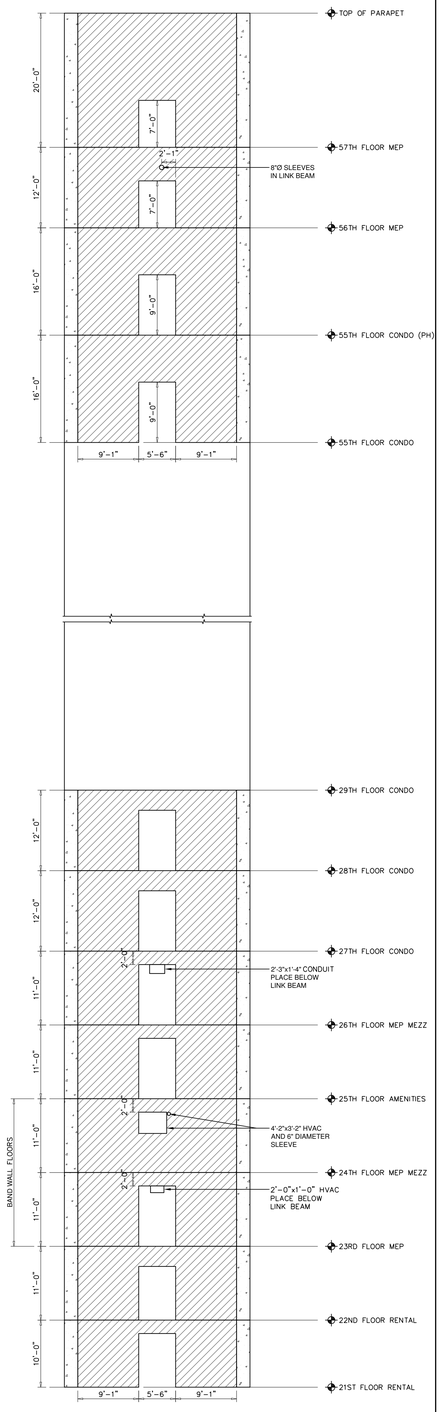


## 3 TOWER NORTH FLANGE WALL
SCALE: 1/8"=1'-0"

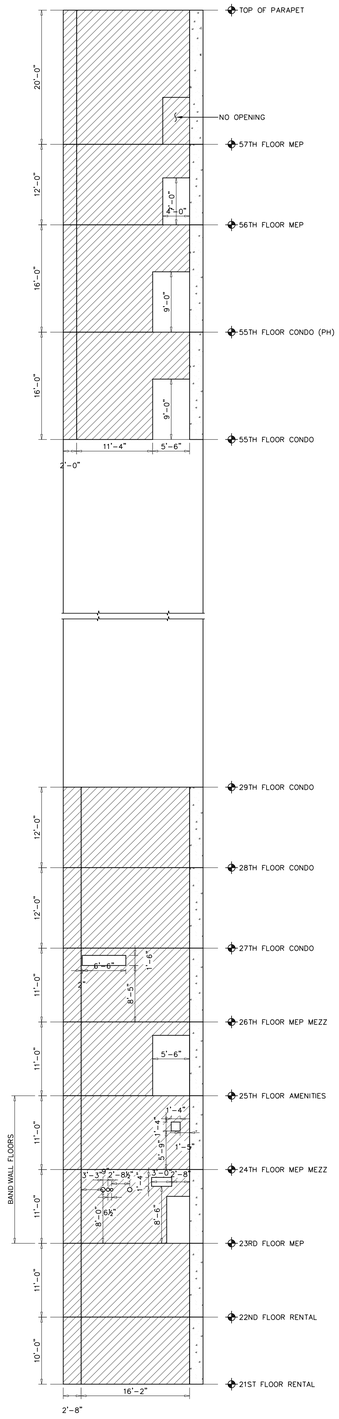


## 2 WEST WING WALL
SCALE: 1/8"=1'-0"

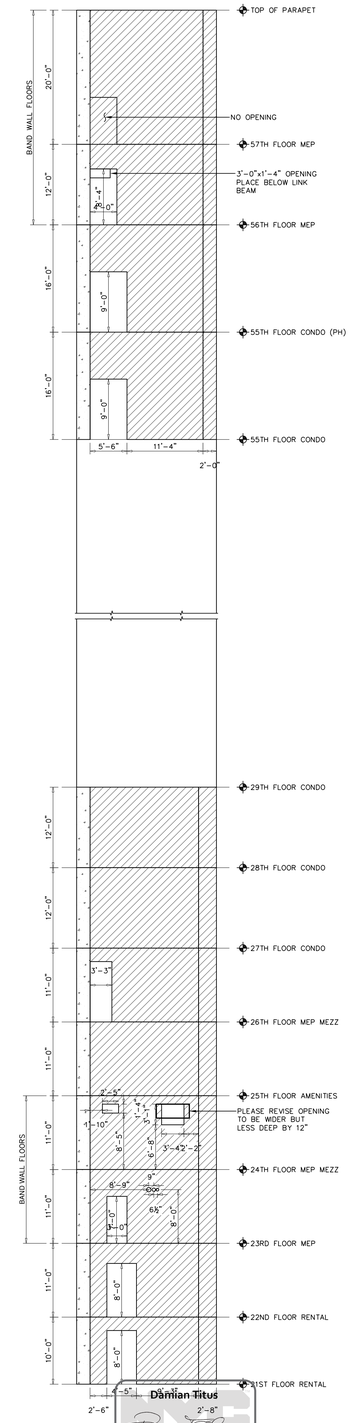


## 1 EAST WING WALL
SCALE: 1/8"=1'-0"

Damian Titus
Buildings
APPROVED
Under Directive 2 of 1975
Date: 03/20/2014:
NYC Development Hub

OWNER:

SNOWPLOW LLC
950 THIRD AVENUE
NEW YORK, NY 10022
TEL.: (212) 486-2000

ARCHITECT OF RECORD:

SLCE*Architects, LLP*
841 BROADWAY
NEW YORK, NY 10003
TEL.: (212) 979-8400
FAX.: (212) 979-8387

DESIGN ARCHITECT:

SOM
14 WALL STREET
NEW YORK, NY 10005
TEL.: 212.298.9336
FAX.: 212.298.9500

STRUCTURAL ENGINEER:

DESIMONE
18 WEST 18TH STREET, 10TH FLOOR
NEW YORK, NY 10011
TEL.: (212) 532-2211
FAX.: (212) 481-6108

MEP ENGINEER:

WSP • FLACK+KURTZ
512 SEVENTH AVENUE
NEW YORK, NY 10011
TEL.: (212) 532-9600

BUILDING ENVELOPE CONSULTANT:

GILSANZ MURRAY STEFICEK LLP
129 WEST 27th STREET
NEW YORK, NY 10001
TEL.: (212) 254-0030

| No: | Date: | Revision: |
|---|---|---|
| 4 | 10/10/12 | DOB FILING |
| 3 | 08/28/12 | FOUNDATION & SUPERSTRUCTURE BID SET |
| 2 | 04/20/12 | 100% DESIGN DEVELOPMENT |
| 1 | 03/28/12 | DD PROGRESS |

NORTH ARROW | SCALE

KEY PLAN:

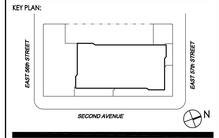


PROJECT:

# 252 EAST 57th STREET NEW YORK, NY

TITLE:

SHEAR WALL ELEVATIONS

SEAL & SIGNATURE:

STATE OF NEW YORK STEPHEN V. DESIMONE 076.019615 PROFESSIONAL ENGINEER

| | |
|---|---|
| SCALE: | AS NOTED |
| DATE: | 09/02/11 |
| PROJECT No: | 5514 |
| FILE No: | |
| DRAWN BY: | VEF |
| CHECKED BY: | |
| DWG. No.: | S-431.00 |



Autodesk Docs://5514 252 East 57th Street/5514 252 East 57th Street_Central.rvt

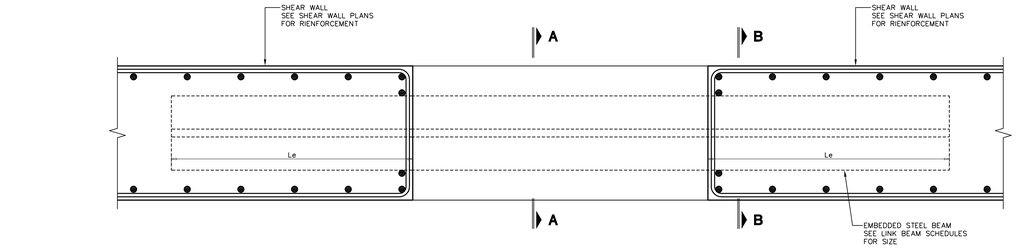


PART PLAN VIEW OF STEEL EMBEDDED LINK BEAM

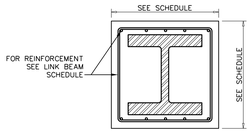


SECTION A-A

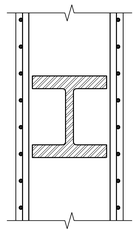

SECTION B-B

## 5 STEEL EMBEDDED LINK BEAM DETAILS

SCALE: 1"=1'-0"

### LB-1 SCHEDULE

| FLOOR | WIDTH x DEPTH | LONGITUDINAL REINFORCEMENT | | STIRRUPS | SIDE REINFORCEMENT (1/2 EA. FACE) | W-SHAPE | EMBEDMENT LENGTH INTO WALL (Le) | REMARKS |
|---|---|---|---|---|---|---|---|---|
| | | TOP | BOTTOM | | | | | |
| SUPP. SUBCELLAR - CELLAR | 24"x24" | 3-#9 | 3-#9 | 2L-#4@6" | 2-#5 | --- | --- | --- |
| SUPP. 1ST | 24"x24" | 7-#4 | 7-#4 | 2L-#3@12" | 2-#5 | W14x370 | 3'-10" | --- |
| SUPP. 2ND | 24"x48" | 11-#4 | 11-#4 | 2L-#3@6" | 6-#5 | W40x503 | 7'-0" | --- |
| SUPP. 3RD-12TH | 24"x24" | 7-#4 | 7-#4 | 2L-#3@12" | 2-#5 | W14x370 | 3'-8" | --- |
| SUPP. 13TH-14TH | 24"x24" | 7-#4 | 7-#4 | 2L-#3@12" | 2-#5 | W14x342 | 3'-6" | --- |
| SUPP. 15TH-16TH | 24"x24" | 7-#4 | 7-#4 | 2L-#3@12" | 2-#5 | W14X311 | 3'-4" | --- |
| SUPP. 17TH-22ND | 24"x24" | 7-#4 | 7-#4 | 2L-#3@12" | 2-#5 | W14x283 | 3'-6" | --- |
| SUPP. 23RD-24TH | 24"x24" | 10-#9 | 10-#9 | 3L-#5@4" | 2-#5 | --- | --- | REBAR IN 2 LAYERS |
| SUPP. 26TH | 24"x24" | 10-#9 | 10-#9 | 3L-#5@4" | 2-#5 | --- | --- | --- |
| SUPP. 27TH | 24"x36" | 12-#9 | 12-#9 | 4L-#5@6" | 4-#5 | --- | --- | REBAR IN 2 LAYERS |
| SUPP. 28TH-45TH | 24"x36" | 6-#5 | 6-#5 | 2L-#3@12" | 4-#5 | W24x250 | 5'-8" | --- |
| SUPP. 46TH-47TH | 24"x36" | 12-#9 | 12-#9 | 4L-#5@6" | 4-#5 | --- | --- | REBAR IN 2 LAYERS |
| SUPP. 48TH | 24"x48" | 11-#4 | 11-#4 | 2L-#3@6" | 6-#5 | W27x235 | 5'-8" | --- |
| SUPP. 49TH-55TH | 24"x48" | 12-#9 | 12-#9 | 3L-#6@6" | 6-#5 | --- | --- | REBAR IN 2 LAYERS |
| SUPP. 56TH | 24"x72" | 8-#9 | 8-#9 | 2L-#4@12" | 10-#5 | --- | --- | REBAR IN 2 LAYERS |
| SUPP. MAIN ROOF-EMR | 24"x48" | 6-#9 | 6-#9 | 2L-#4@12" | 6-#5 | --- | --- | --- |

### LB-2 SCHEDULE

| FLOOR | WIDTH x DEPTH | LONGITUDINAL REINFORCEMENT | | STIRRUPS | SIDE REINFORCEMENT (1/2 EA. FACE) | W-SHAPE | EMBEDMENT LENGTH INTO WALL (Le) | REMARKS |
|---|---|---|---|---|---|---|---|---|
| | | TOP | BOTTOM | | | | | |
| SUPP. SUBCELLAR-1ST | 24"x24" | 6-#9 | 6-#9 | 4L-#5@6" | 2-#5 | --- | --- | --- |
| SUPP. 2ND | 24"x48" | 11-#4 | 11-#4 | 2L-#3@6" | 6-#5 | W40x431 | 6'-5" | --- |
| SUPP. 3RD-16TH | 24"x24" | 7-#4 | 7-#4 | 2L-#3@12" | 2-#5 | W14x311 | 3'-8" | --- |
| SUPP. 17TH-22ND | 24"x24" | 7-#4 | 7-#4 | 2L-#3@12" | 2-#5 | W14x283 | 3'-6" | --- |
| SUPP. 23RD-24TH & 26TH | 24"x24" | 3-#9 | 3-#9 | 2L-#5@6" | 2-#5 | --- | --- | --- |
| SUPP. 28TH-29TH | 24"x36" | 12-#9 | 12-#9 | 4L-#5@4" | 4-#5 | --- | --- | REBAR IN 2 LAYERS |
| SUPP. 30TH-45TH | 24"x36" | 6-#5 | 6-#5 | 2L-#3@12" | 4-#5 | W24x250 | 5'-8" | --- |
| SUPP. 46TH-47TH | 24"x36" | 10-#9 | 10-#9 | 4L-#5@4" | 4-#5 | --- | --- | REBAR IN 2 LAYERS |
| SUPP. 48TH | 24"x48" | 11-#4 | 11-#4 | 2L-#3@6" | 6-#5 | W27x235 | 5'-8" | --- |
| SUPP. 49TH-55TH | 24"x48" | 10-#9 | 10-#9 | 3L-#6@6" | 6-#5 | --- | --- | REBAR IN 2 LAYERS |
| SUPP. 56TH | 24"x72" | 8-#9 | 8-#9 | 2L-#4@12" | 10-#5 | --- | --- | REBAR IN 2 LAYERS |
| SUPP. MAIN ROOF-EMR | 24"x48" | 6-#9 | 6-#9 | 2L-#4@12" | 6-#5 | --- | --- | --- |

### LB-3 SCHEDULE

| FLOOR | WIDTH x DEPTH | LONGITUDINAL REINFORCEMENT | | STIRRUPS | SIDE REINFORCEMENT (1/2 EA. FACE) | W-SHAPE | EMBEDMENT LENGTH INTO WALL | REMARKS |
|---|---|---|---|---|---|---|---|---|
| | | TOP | BOTTOM | | | | | |
| SUPP. SUBCELLAR-1ST | 24"x24" | 6-#9 | 6-#9 | 4L-#4@6" | 2-#5 | --- | --- | --- |
| SUPP. 2ND | 24"x48" | 11-#4 | 11-#4 | 2L-#3@6" | 6-#5 | W40x431 | 6'-5" | --- |
| SUPP. 3RD-16TH | 24"x24" | 7-#4 | 7-#4 | 2L-#3@12" | 2-#5 | W14x311 | 3'-8" | --- |
| SUPP. 17TH-21ST | 24"x24" | 7-#4 | 7-#4 | 2L-#3@12" | 2-#5 | W14x283 | 3'-6" | --- |
| SUPP. 22ND-24TH | 24"x24" | 6-#9 | 6-#9 | 4L-#4@4" | 2-#5 | --- | --- | --- |

### LB-4 SCHEDULE

| FLOOR | WIDTH x DEPTH | LONGITUDINAL REINFORCEMENT | | STIRRUPS | SIDE REINFORCEMENT (1/2 EA. FACE) | REMARKS |
|---|---|---|---|---|---|---|
| | | TOP | BOTTOM | | | |
| SUPP. SUBCELLAR & 1ST | 24"x24" | 3-#9 | 3-#9 | 2L-#3@6" | 2-#5 | --- |
| SUPP. 2ND | 24"x36" | 4-#9 | 4-#9 | 2L-#3@6" | 4-#5 | --- |
| SUPP. 4TH & 6TH | 24"x24" | 3-#9 | 3-#9 | 2L-#3@6" | 2-#5 | --- |
| SUPP. 26TH | 24"x24" | 3-#9 | 3-#9 | 2L-#3@6" | 2-#5 | --- |
| SUPP. 42ND-47TH | 24"x36" | 6-#9 | 6-#9 | 2L-#5@12" | 4-#5 | --- |
| SUPP. 48TH-55TH | 24"x48" | 6-#9 | 6-#9 | 2L-#6@6" | 6-#5 | --- |
| SUPP. 56TH | 24"x72" | 8-#9 | 8-#9 | 2L-#4@12" | 10-#5 | REBAR IN 2 LAYERS |
| SUPP. MAIN ROOF | 24"x48" | 6-#9 | 6-#9 | 2L-#4@12" | 6-#5 | --- |

### LB-5 SCHEDULE

| FLOOR | WIDTH x DEPTH | LONGITUDINAL REINFORCEMENT | | STIRRUPS | SIDE REINFORCEMENT (1/2 EA. FACE) | REMARKS |
|---|---|---|---|---|---|---|
| | | TOP | BOTTOM | | | |
| SUPP. SUBCELLAR | 24"x24" | 3-#9 | 3-#9 | 2L-#3@6" | 2-#5 | --- |
| SUPP. 2ND | 24"x48" | 6-#9 | 6-#9 | 2L-#3@6" | 6-#5 | --- |
| SUPP. 6TH & 8TH-24TH | 24"x24" | 12-#9 | 12-#9 | 4L-#5@4" | 2-#5 | REBAR IN 2 LAYERS |
| SUPP. EMR | 24"x48" | 6-#9 | 6-#9 | 2L-#4@12" | 6-#5 | --- |

### LB-6 SCHEDULE

| FLOOR | WIDTH x DEPTH | LONGITUDINAL REINFORCEMENT | | STIRRUPS | SIDE REINFORCEMENT (1/2 EA. FACE) | W-SHAPE | EMBEDMENT LENGTH INTO WALL | REMARKS |
|---|---|---|---|---|---|---|---|---|
| | | TOP | BOTTOM | | | | | |
| SUPP. SUBCELLAR-CELLAR | 24"x24" | 4-#9 | 4-#9 | 2L-#5@6" | 2-#5 | --- | --- | --- |
| SUPP. 2ND | 24"x48" | 11-#4 | 11-#4 | 2L-#3@6" | 6-#5 | W40x431 | 6'-5" | --- |
| SUPP. 3RD-4TH | 24"x24" | 10-#9 | 10-#9 | 4L-#5@4" | 2-#5 | --- | --- | REBAR IN 2 LAYERS |
| SUPP. 5TH-13TH | 24"x24" | 7-#4 | 7-#4 | 2L-#3@12" | 2-#5 | W14x283 | 3'-2" | --- |
| SUPP. 14TH-20TH | 24"x24" | 12-#9 | 12-#9 | 4L-#5@4" | 2-#5 | --- | --- | REBAR IN 2 LAYERS |
| SUPP. 21ST-24TH & 26TH | 24"x24" | 6-#9 | 6-#9 | 2L-#6@6" | 2-#5 | --- | --- | --- |
| SUPP. 50TH & MAIN ROOF-EMR | 24"x48" | 6-#9 | 6-#9 | 2L-#6@12" | 6-#5 | --- | --- | --- |

### LB-7 SCHEDULE

| FLOOR | WIDTH x DEPTH | LONGITUDINAL REINFORCEMENT | | STIRRUPS | SIDE REINFORCEMENT (1/2 EA. FACE) | W-SHAPE | EMBEDMENT LENGTH INTO WALL | REMARKS |
|---|---|---|---|---|---|---|---|---|
| | | TOP | BOTTOM | | | | | |
| SUPP. SUBCELLAR-1ST | 24"x24" | 3-#9 | 3-#9 | 2L-#3@6" | 2-#5 | --- | --- | --- |
| SUPP. 2ND | 24"x48" | 6-#9 | 6-#9 | 2L-#3@6" | 6-#5 | --- | --- | --- |
| SUPP. 3RD-4TH | 24"x24" | 4-#9 | 4-#9 | 2L-#4@6" | 2-#5 | --- | --- | --- |
| SUPP. 5TH-12TH | 24"x24" | 12-#9 | 12-#9 | 6L-#4@3" | 2-#5 | --- | --- | REBAR IN 2 LAYERS |
| SUPP. 13TH-22ND | 24"x24" | 7-#4 | 7-#4 | 2L-#3@12" | 2-#5 | W14x283 | 3'-3" | --- |
| SUPP. 23RD-24TH | 24"x24" | 6-#9 | 6-#9 | 4L-#6@4" | 2-#5 | --- | --- | REBAR IN 2 LAYERS |
| SUPP. 27TH | 24"x36" | 4-#9 | 4-#9 | 2L-#3@6" | 4-#5 | --- | --- | --- |
| SUPP. 42ND-47TH | 24"x36" | 5-#9 | 5-#9 | 2L-#5@12" | 4-#5 | --- | --- | --- |
| SUPP. 48TH-55TH | 24"x48" | 10-#9 | 10-#9 | 4L-#6@12" | 6-#5 | --- | --- | REBAR IN 2 LAYERS |
| SUPP. 56TH | 24"x72" | 8-#9 | 8-#9 | 2L-#4@12" | 10-#5 | --- | --- | REBAR IN 2 LAYERS |
| SUPP. MAIN ROOF | 24"x48" | 6-#9 | 6-#9 | 2L-#4@12" | 6-#5 | --- | --- | --- |

### LB-8 SCHEDULE

| FLOOR | WIDTH x DEPTH | LONGITUDINAL REINFORCEMENT | | STIRRUPS | SIDE REINFORCEMENT (1/2 EA. FACE) | REMARKS |
|---|---|---|---|---|---|---|
| | | TOP | BOTTOM | | | |
| SUPP. 8TH | 24"x24" | 3-#9 | 3-#9 | 2L-#3@6" | 2-#5 | --- |

Damian Titus
Buildings
APPROVED
Under Directive 2 of 1975
Date: 03/20/2014:
NYC Development Hub

## 12 LINK BEAM SCHEDULES

SCALE: N.T.S.

COPY OF BLDG131305321 Job Number
B00M0609M Bldg Code

OWNER:
SNOWPLOW LLC
950 THIRD AVENUE
NEW YORK, NY 10022
TEL.: (212) 486-2000

ARCHITECT OF RECORD:
SLCE*Architects, LLP*
841 BROADWAY
NEW YORK, NY 10003
TEL.: (212) 979-8400
FAX.: (212) 979-8387

DESIGN ARCHITECT:
SOM
14 WALL STREET
NEW YORK, NY 10005
TEL.: 212.298.9336
FAX.: 212.298.9500

STRUCTURAL ENGINEER:
DESIMONE
18 WEST 18TH STREET, 10TH FLOOR
NEW YORK, NY 10011
TEL.: (212) 532-2211
FAX.: (212) 481-6108

MEP ENGINEER:
WSP • FLACK+KURTZ
512 SEVENTH AVENUE
NEW YORK, NY 10011
TEL.: (212) 532-9600

BUILDING ENVELOPE CONSULTANT:
GMS
GILSANZ MURRAY STEFICEK LLP
129 WEST 27th STREET
NEW YORK, NY 10001
TEL.: (212) 254-0030

| No: | Date: | Revision: |
|---|---|---|
| 5 | 10/10/12 | DOB FILING |
| 4 | 08/28/12 | FOUNDATION & SUPERSTRUCTURE BID SET |
| 3 | 04/20/12 | 100% DESIGN DEVELOPMENT |
| 2 | 10/14/11 | 100% SCHEMATIC DESIGN |
| 1 | 09/02/11 | 50% SCHEMATIC DESIGN |

NORTH ARROW | SCALE

KEY PLAN:

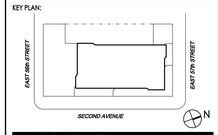


PROJECT:

# 252 EAST 57th STREET NEW YORK, NY

TITLE:

LINK BEAM SCHEDULE AND DETAILS

SEAL & SIGNATURE:

STATE OF NEW YORK STEVEN V. DESIMONE 076 078 LICENSED PROFESSIONAL ENGINEER

| | |
|---|---|
| SCALE: | AS NOTED |
| DATE: | 09/02/11 |
| PROJECT No: | 5514 |
| FILE No: | |
| DRAWN BY: | VEF |
| CHECKED BY: | |
| DWG. No.: | S-441.00 |

30 of ---

Copyright SLCE Architects, LLP 2012 ALL RIGHTS RESERVED

CITY OF BLDGS 131303523 Job Number
B1303523 B1303523

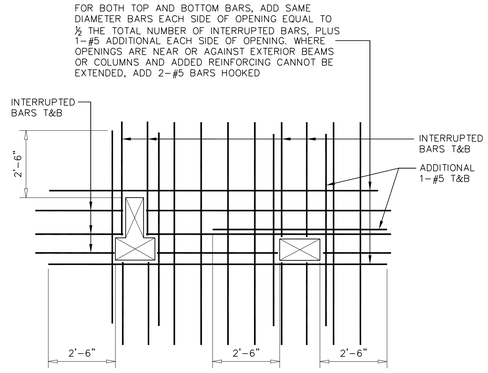


## 3 TYPICAL BATHROOM OPENING DETAIL

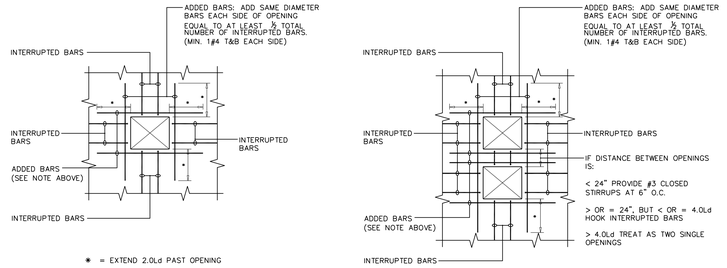


**NOTES:**

1. HOOK ALL INTERRUPTED BARS.
2. OMIT ADDED BARS IF STANDARD BAR SPACING CAN BE PLACED ON EITHER SIDE OF THE OPENING
3. WHERE OPENINGS ARE NEAR OR AGAINST EXTERIOR BEAMS OR COLUMNS AND ADDED REINFORCEMENT CANNOT BE EXTENDED 2.0Ld, HOOK ADDED BARS.

## 2 TYPICAL DETAIL OF REINFORCEMENT AT OPENING IN SLAB TYPICAL UNLESS SHOWN OTHERWISE OTHERWISE ON PLANS

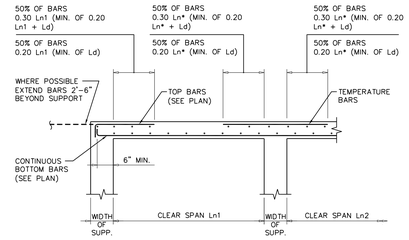


Ln* = THE GREATER OF Ln1 OR Ln2

**NOTES:**

1. Ld = DEVELOPMENT LENGTH – SEE GENERAL NOTES.
2. CONTINUOUS BOTTOM BARS MAY HAVE A CLASS A LAP SPLICE AT OR NEAR SUPPORT

**NOTE:**
TEMPERATURE REINFORCEMENT MAY BE SPLICED AT ANY LOCATION 1.3Ld.

| TEMPERATURE REINFORCEMENT SCHEDULE | |
|---|---|
| 4" SLAB | = #3@12" |
| 5" SLAB | = #3@12" |
| 6" SLAB | = #4@18" |
| 7" SLAB | = #4@16" |
| 8" SLAB | = #4@13" |
| 9" SLAB | = #5@18" |
| 10" SLAB | = #5@16" |
| 11" SLAB | = #5@15" |
| 12" SLAB | = #5@14" |

## 1 TYPICAL ONE-WAY CONCRETE SLAB DETAIL

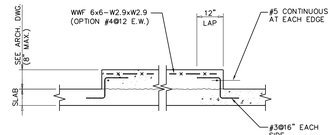


## 5 TYPICAL HOUSEKEEPING PAD DETAIL

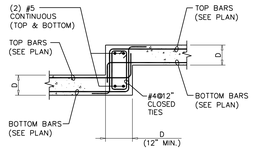


**TOP BARS PRESENT**

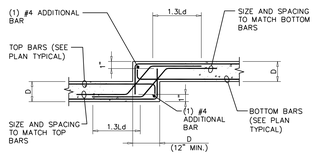


**TOP BARS PRESENT**

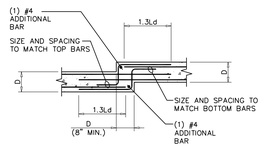


**TOP BARS PRESENT**

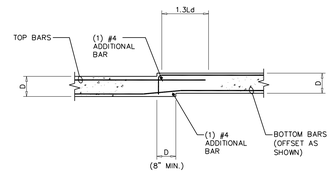


( DROP < 1½" )

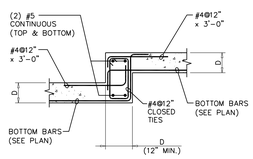


**TOP BARS NOT PRESENT**

(DROP ≥ D+2")

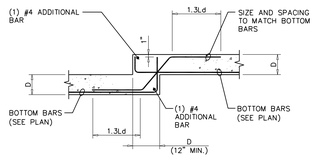


**TOP BARS NOT PRESENT**

( D–2" ≤ DROP < D+2" )

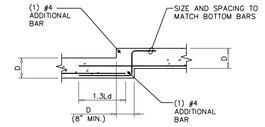


**TOP BARS NOT PRESENT**

( 1½" ≤ DROP < D–2" )

## 4 TYPICAL SLAB DROP DETAILS

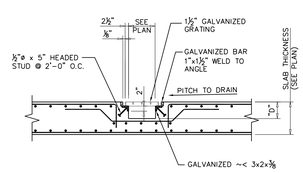


**D ≤ T/2**

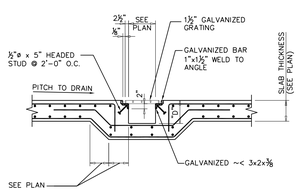


**D ≥ T/2**

## 10 TYPICAL SECTION AT TRENCH DRAIN

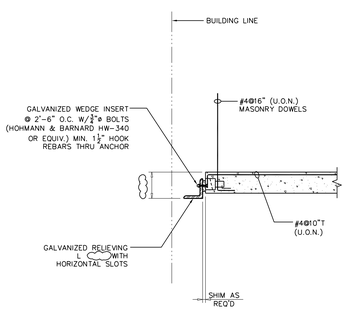


## 9 TYPICAL RELIEVING ANGLE AT SLAB EDGE

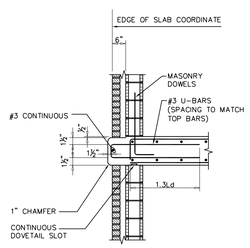


**NOTES:**

1. CONCRETE TO BE 5 KSI MINIMUM WITH A DENSITY OF 150pcf AND A MAX W/C RATIO OF 0.40. ADD SUPER PLASTICIZER AS REQUIRED FOR WORKABILITY.
2. CONCRETE MIX TO INCLUDE 20% FLYASH OR EPOXY COATED #3 BARS.

## 8 TYPICAL EYEBROW DETAIL

N.T.S.

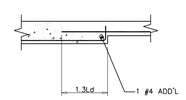


## 7 TYPICAL DETAIL OF CHANGE IN SLAB THICKNESS

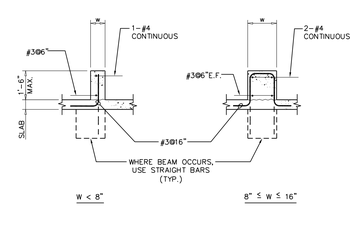


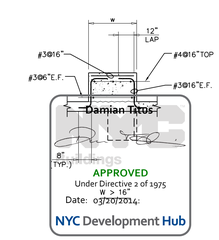


## 6 TYPICAL CONCRETE CURB DETAILS

OWNER:
SNOWPLOW LLC
950 THIRD AVENUE
NEW YORK, NY 10022
TEL.: (212) 486-2000

ARCHITECT OF RECORD:
SLCE*Architects, LLP*
841 BROADWAY
NEW YORK, NY 10003
TEL.: (212) 979-8400
FAX.: (212) 979-8387

DESIGN ARCHITECT:
SOM
14 WALL STREET
NEW YORK, NY 10005
TEL.: 212.298.9336
FAX.: 212.298.9500

STRUCTURAL ENGINEER:
DESIMONE
18 WEST 18TH STREET, 10TH FLOOR
NEW YORK, NY 10011
TEL.: (212) 532-2211
FAX.: (212) 481-6108

MEP ENGINEER:
WSP • FLACK+KURTZ
512 SEVENTH AVENUE
NEW YORK, NY 10011
TEL.: (212) 532-9600

BUILDING ENVELOPE CONSULTANT:
GMS
GILSANZ MURRAY STEFICEK LLP
129 WEST 27th STREET
NEW YORK, NY 10001
TEL.: (212) 254-0030

| No: | Date: | Revision: |
|---|---|---|
| 5 | 10/10/12 | DOB FILING |
| 4 | 08/28/12 | FOUNDATION & SUPERSTRUCTURE BID SET |
| 3 | 04/20/12 | 100% DESIGN DEVELOPMENT |
| 2 | 10/14/11 | 100% SCHEMATIC DESIGN |
| 1 | 09/02/11 | 50% SCHEMATIC DESIGN |

NORTH ARROW | SCALE

KEY PLAN:

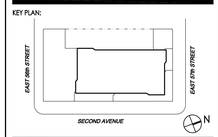


PROJECT:
252 EAST 57th STREET
NEW YORK, NY

TITLE:
TYPICAL CONCRETE DETAILS

SEAL & SIGNATURE:

| | |
|---|---|
| SCALE: | N.T.S. |
| DATE: | 09/02/11 |
| PROJECT No: | 5514 |
| FILE No: | |
| DRAWN BY: | VEF |
| CHECKED BY: | |
| DWG. No.: | S-501.00 |
| | 51 of — |

https://a810-bisweb.nyc.gov/bisweb/JobsQueryByNumberServlet?requestid=1&allbin=1303523

CITY OF BLDGS 121303523 Job Number
Doc #

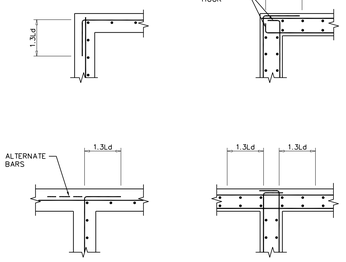


## 5 TYPICAL WALL INTERSECTION DETAILS

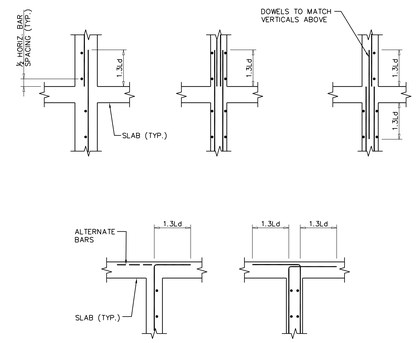


## 4 TYPICAL WALL-SLAB INTERSECTION DETAILS

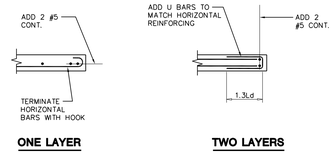


## 3 TYPICAL WALL END DETAILS

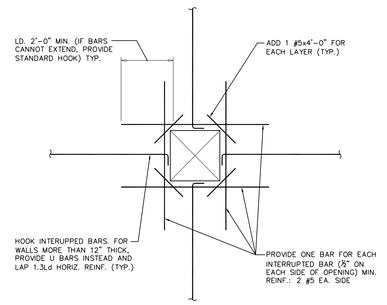


## 2 TYPICAL REINFORCEMENT AT WALL OPENING

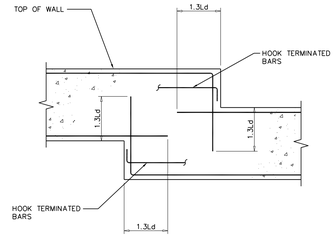


## 1 TYPICAL REINFORCEMENT DETAILS AT STEPS IN TOP OR BOTTOM OF WALL

**PLAN AT TOP OR BOTTOM BARS**

## 9 TYPICAL DETAIL OF CHANGE OF BEAM WIDTH

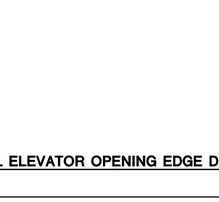


## 8 TYPICAL DETAIL OF CHANGE IN BEAM DEPTH AT COLUMN

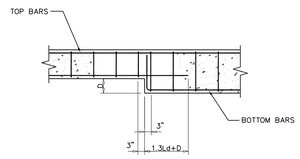


**CHANGE AT TOP**




**CHANGE AT BOTTOM**

## 7 TYPICAL DETAIL OF CHANGE IN BEAM DEPTH BETWEEN SUPPORTS

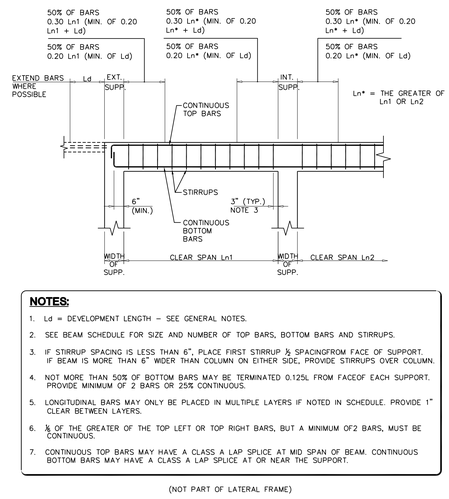


**NOTES:**

1. Ld = DEVELOPMENT LENGTH – SEE GENERAL NOTES.
2. SEE BEAM SCHEDULE FOR SIZE AND NUMBER OF TOP BARS, BOTTOM BARS AND STIRRUPS.
3. IF STIRRUP SPACING IS LESS THAN 6", PLACE FIRST STIRRUP ½ SPACINGFROM FACE OF SUPPORT. IF BEAM IS MORE THAN 6" WIDER THAN COLUMN ON EITHER SIDE, PROVIDE STIRRUPS OVER COLUMN.
4. NOT MORE THAN 50% OF BOTTOM BARS MAY BE TERMINATED 0.125L FROM FACEOF EACH SUPPORT. PROVIDE MINIMUM OF 2 BARS OR 25% CONTINUOUS.
5. LONGITUDINAL BARS MAY ONLY BE PLACED IN MULTIPLE LAYERS IF NOTED IN SCHEDULE. PROVIDE 1" CLEAR BETWEEN LAYERS.
6. ¼ OF THE GREATER OF THE TOP LEFT OR TOP RIGHT BARS, BUT A MINIMUM OF2 BARS, MUST BE CONTINUOUS.
7. CONTINUOUS TOP BARS MAY HAVE A CLASS A LAP SPLICE AT MID SPAN OF BEAM. CONTINUOUS BOTTOM BARS MAY HAVE A CLASS A LAP SPLICE AT OR NEAR THE SUPPORT.

(NOT PART OF LATERAL FRAME)

## 6 TYPICAL CONCRETE BEAM DETAIL

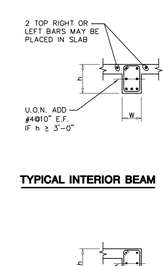


**TYPICAL INTERIOR BEAM**

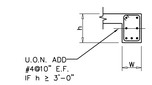


**TYPICAL PERIMETER BEAM**

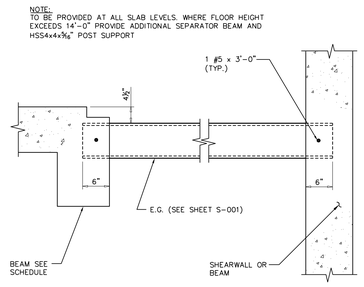


## 14 TYPICAL ELEVATOR SEPARATOR BEAM DETAIL

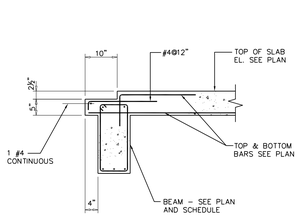


## 13 TYPICAL ELEVATOR OPENING EDGE DETAIL

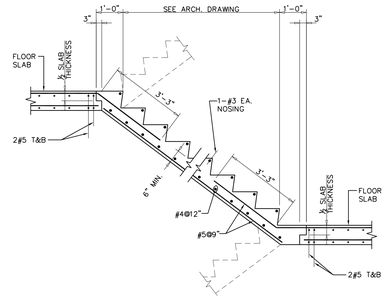


## 12 TYPICAL STAIR DETAIL

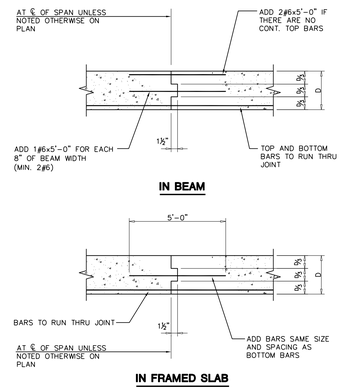


## 11 TYPICAL CONSTRUCTION JOINT DETAILS

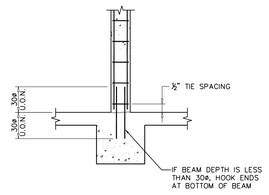


**NOTE:**
SEE TYPICAL COLUMN DETAIL FOR ADD'L. INFORMATION.

Damian Titus
Buildings
APPROVED
Under Directive 2 of 1975
Date: 03/20/2014:
NYC Development Hub

## 10 TYPICAL DETAIL COLUMN SUPPORTED BY CONCRETE BEAM

OWNER:
SNOWPLOW LLC
950 THIRD AVENUE
NEW YORK, NY 10022
TEL.: (212) 486-2000

ARCHITECT OF RECORD:
SLCE*Architects, LLP*
841 BROADWAY
NEW YORK, NY 10003
TEL.: (212) 979-8400
FAX.: (212) 979-8387

DESIGN ARCHITECT:
SOM
14 WALL STREET
NEW YORK, NY 10005
TEL.: 212.298.9336
FAX.: 212.298.9500

STRUCTURAL ENGINEER:
DESIMONE
18 WEST 18TH STREET, 10TH FLOOR
NEW YORK, NY 10011
TEL.: (212) 532-2211
FAX.: (212) 481-6108

MEP ENGINEER:
WSP • FLACK+KURTZ
512 SEVENTH AVENUE
NEW YORK, NY 10011
TEL.: (212) 532-9600

BUILDING ENVELOPE CONSULTANT:
GVS
GILSANZ MURRAY STEFICEK LLP
129 WEST 27th STREET
NEW YORK, NY 10001
TEL.: (212) 254-0030

| No: | Date: | Revision: |
|---|---|---|
| 5 | 10/10/12 | DOB FILING |
| 4 | 08/28/12 | FOUNDATION & SUPERSTRUCTURE BID SET |
| 3 | 04/20/12 | 100% DESIGN DEVELOPMENT |
| 2 | 10/14/11 | 100% SCHEMATIC DESIGN |
| 1 | 09/02/11 | 50% SCHEMATIC DESIGN |

NORTH ARROW | SCALE

KEY PLAN:
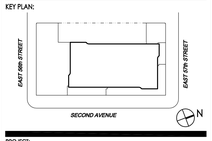


PROJECT:
252 EAST 57th STREET
NEW YORK, NY

TITLE:
TYPICAL CONCRETE DETAILS

SEAL & SIGNATURE:
STATE OF NEW YORK STEVEN V. D'ANGELO 042080 LICENSED PROFESSIONAL ENGINEER

| | |
|---|---|
| SCALE: | N.T.S. |
| DATE: | 09/02/11 |
| PROJECT No: | 5514 |
| FILE No: | |
| DRAWN BY: | VEF |
| CHECKED BY: | |
| DWG. No.: | S-502.00 |

52 OF —

Copyright SLCE Architects, LLP

COPY OF BLDG123535323 Job Number
B1415612859 Work Order

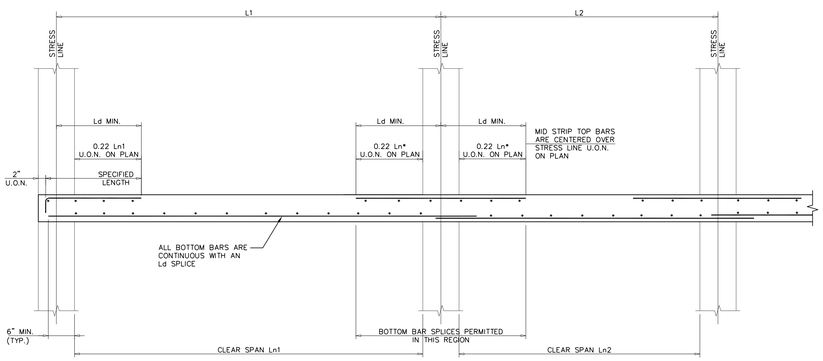


**MIDDLE STRIP**

Ln* = THE GREATER OF Ln1 OR Ln2

## 2 TYPICAL CONCRETE FLAT SLAB DETAIL

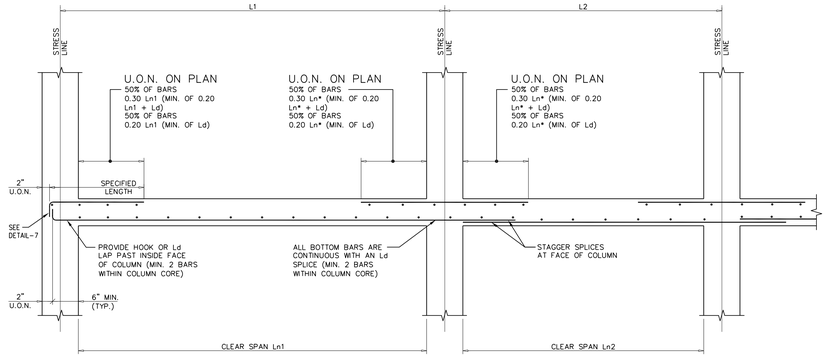


**COLUMN STRIP**

Ln* = THE GREATER OF Ln1 OR Ln2

## 1 TYPICAL CONCRETE FLAT SLAB DETAIL

OWNER:

SNOWPLOW LLC
950 THIRD AVENUE
NEW YORK, NY 10022
TEL.: (212) 486-2000

ARCHITECT OF RECORD:

SLCE*Architects, LLP*
841 BROADWAY
NEW YORK, NY 10003
TEL.: (212) 979-8400
FAX.: (212) 979-8387

DESIGN ARCHITECT:

SOM
14 WALL STREET
NEW YORK, NY 10005
TEL.: 212.298.9336
FAX.: 212.298.9500

STRUCTURAL ENGINEER:

DESIMONE
18 WEST 18TH STREET, 10TH FLOOR
NEW YORK, NY 10011
TEL.: (212) 532-2211
FAX.: (212) 481-6108

MEP ENGINEER:

WSP • FLACK+KURTZ
512 SEVENTH AVENUE
NEW YORK, NY 10011
TEL.: (212) 532-9600

BUILDING ENVELOPE CONSULTANT:

GMS
GILSANZ MURRAY STEFICEK LLP
129 WEST 27th STREET
NEW YORK, NY 10001
TEL.: (212) 254-0030

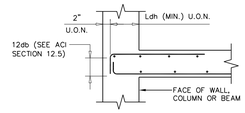


**Ldh (IN INCHES)**

| BAR # | f'c | | | | | | |
|---|---|---|---|---|---|---|---|
| | 4000 psi | 5000 psi | 6000 psi | 7000 psi | 8000 psi | 10000 psi | 12000 psi |
| 3 | 7 | 6 | 6 | 6 | 6 | 6 | 6 |
| 4 | 7 | 6 | 6 | 6 | 6 | 6 | 6 |
| 5 | 10 | 8 | 7 | 7 | 6 | 6 | 6 |
| 6 | 11 | 9 | 8 | 8 | 7 | 6 | 6 |
| 7 | 13 | 11 | 10 | 9 | 9 | 8 | 7 |
| 8 | 14 | 12 | 11 | 10 | 10 | 8 | 8 |
| 9 | 17 | 14 | 13 | 12 | 11 | 10 | 9 |
| 10 | 19 | 16 | 15 | 14 | 13 | 11 | 10 |
| 11 | 20 | 17 | 16 | 15 | 14 | 12 | 11 |

* ASSUMES Fy = 60 ksi

NOTES:
FOR LIGHT WEIGHT AGGREGATE MULTIPLY TABLE VALUES BY 1.3
FOR EPOXY COATED REBAR MULTIPLY TABLE VALUES BY 1.2
FOR Fy = 75 ksi MULTIPLY TABLE VALUES BY 1.25
COMBINATIONS OF EFFECTS DUE TO CONCRETE DENSITY AND EPOXY COATING ARE CUMULATIVE

## 5 HOOK LENGTHS FOR CONNECTIONS

**PLAN DESIGNATION**

BAR LENGTH: FEET – INCHES (LENGTH DOES NOT INCLUDE HOOKS) SEE FLAT SLAB DET. IF NOT SPECIFIED

BAR SPACING IN INCHES

BAR SIZE

M 5 12 / 8 – 6
R 5 – 6

M = MIDDLE STRIP TOP BARS

INFORMATION FOR NON-CENTERED BARS: (NOT GIVEN IF BARS ARE TO BE CENTERED)

R = LENGTH RIGHT OF STRESS LINE
L = LENGTH LEFT OF STRESS LINE
(THE REMAINING UNDESIGNATED DIMENSION IS FOUND BY SUBTRACTING THIS LENGTH FROM THE LONG BAR LENGTH)

**NOTE:**
RIGHT AND LEFT DIRECTIONS ARE ORIENTED RELATIVE TO THE DESIGNATION TEXT.

**MIDDLE STRIP TOP BAR PLACEMENT**

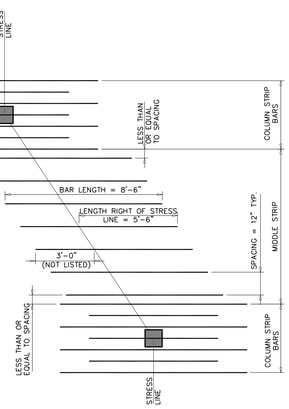


## 4 MIDDLE STRIP TOP BAR PLACEMENT

**PLAN DESIGNATION**

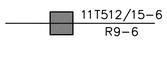


LONG BAR LENGTH: FEET – INCHES (LENGTH DOES NOT INCLUDE HOOKS) SEE FLAT SLAB DETAILS IF NOT SPECIFIED

BAR SPACING IN INCHES

BAR SIZE

11 T 5 12 / 15 – 6
R 9 – 6

QUANTITY

T = COLUMN STRIP TOP BARS

INFORMATION FOR NON-CENTERED BARS: (NOT GIVEN IF BARS ARE TO BE CENTERED)

R = LENGTH RIGHT OF COLUMN CENTERLINE
L = LENGTH LEFT OF COLUMN CENTERLINE
(THE REMAINING UNDESIGNATED DIMENSION IS FOUND BY SUBTRACTING THIS LENGTH FROM THE LONG BAR LENGTH)

**NOTE:**
RIGHT AND LEFT DIRECTIONS ARE ORIENTED RELATIVE TO THE DESIGNATION TEXT.

**COLUMN STRIP TOP BAR PLACEMENT OPTIONS**

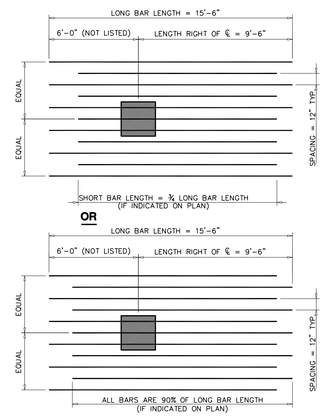


## 3 COLUMN STRIP TOP BAR PLACEMENT

**PLAN DESIGNATION**

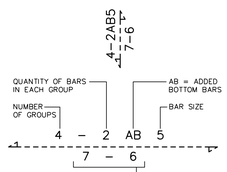


BAR LENGTH: FEET – INCHES (LENGTH DOES NOT INCLUDE HOOKS) SEE FLAT SLAB DETAILS IF NOT SPECIFIED

**NOTE:**
IF NUMBER OF ADDED BAR GROUPS IS NOT SPECIFIED, ADDED BARS SHOULD BE EVENLY DISTRIBUTED ACROSS THE ENTIRE COLUMN OR MIDDLE STRIP WIDTH.

**BARS ADDED IN COLUMN STRIP**

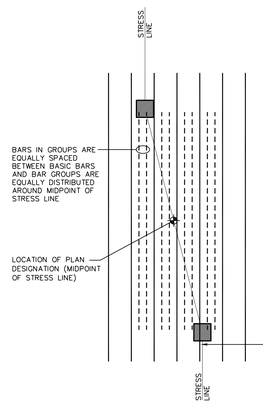


**BARS ADDED IN MIDDLE STRIP**

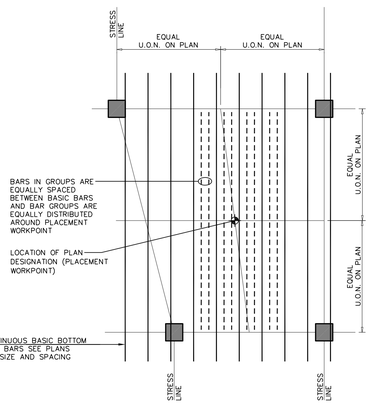


## 7 ADDED BOTTOM BAR PLACEMENT

**PLAN DESIGNATION**

BAR LENGTH: FEET – INCHES (LENGTH DOES NOT INCLUDE HOOKS) SEE FLAT SLAB DETAILS IF NOT SPECIFIED

INFORMATION FOR NON-CENTERED BARS: (NOT GIVEN IF BARS ARE TO BE CENTERED)

R = LENGTH RIGHT OF STRESS LINE
L = LENGTH LEFT OF STRESS LINE
(THE REMAINING UNDESIGNATED DIMENSION IS FOUND BY SUBTRACTING THIS LENGTH FROM THE LONG BAR LENGTH)

**NOTE:**
RIGHT AND LEFT DIRECTIONS ARE ORIENTED RELATIVE TO THE DESIGNATION TEXT.

**NOTE:**
IF NUMBER OF ADDED BAR GROUPS IS NOT SPECIFIED, ADDED BARS SHOULD BE EVENLY DISTRIBUTED ACROSS THE ENTIRE COLUMN OR MIDDLE STRIP WIDTH.

**BARS ADDED IN COLUMN STRIP**

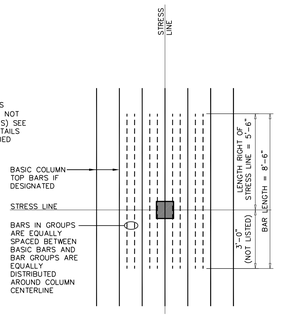


**BARS ADDED IN MIDDLE STRIP**

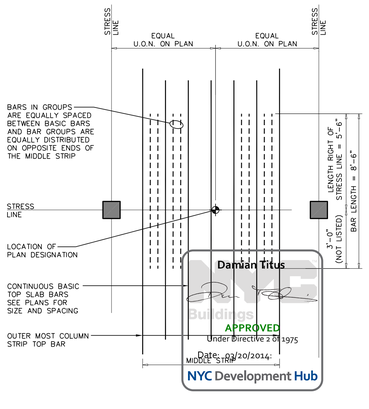


## 6 ADDED TOP BAR PLACEMENT

| No: | Date: | Revision: |
|---|---|---|
| 5 | 10/10/12 | DOB FILING |
| 4 | 08/28/12 | FOUNDATION & SUPERSTRUCTURE BID SET |
| 3 | 04/20/12 | 100% DESIGN DEVELOPMENT |
| 2 | 10/14/11 | 100% SCHEMATIC DESIGN |
| 1 | 09/02/11 | 50% SCHEMATIC DESIGN |

NORTH ARROW | SCALE

KEY PLAN:

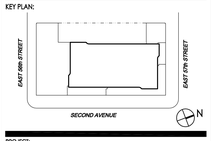


PROJECT:

# 252 EAST 57th STREET NEW YORK, NY

TITLE:

TYPICAL CONCRETE DETAILS

SEAL & SIGNATURE:




Damian Titus
Buildings
APPROVED
Under Directive 2 of 1975
Date: 09/20/2014
NYC Development Hub

| | |
|---|---|
| SCALE: | N.T.S. |
| DATE: | 09/02/11 |
| PROJECT No: | 5514 |
| FILE No: | |
| DRAWN BY: | VEF |
| CHECKED BY: | |
| DWG. No.: | S-503.00 |
| | 53 OF — |

Autodesk Docs://252 East 57th Street/Structural/S-503.00 Typical Concrete Details.rvt

DEPT OF BLDGS 121305323 Job Number
ES3354418B1 Work Order

# 252 EAST 57TH STREET

| MECHANICAL DRAWING LIST | | | | ISSUE DATE | | |
|---|---|---|---|---|---|---|
| #. | DRAWING No | DESCRIPTION | SCALE | 10/14/2011 100% SD | 04/20/2012 100% DD | 10/10/2012 DOB FILING |
| 1. | M-001.00 | MECHANICAL DRAWING LIST | NTS | ● | ● | ● |
| 2. | M-002.00 | MECHANICAL SYMBOL LIST AND ABBREVIATIONS | NTS | ● | ● | ● |
| 3. | M-003.00 | MECHANICAL SCOPE OF WORK | NTS | ● | ● | ● |
| 4. | M-004.00 | MECHANICAL COMCHECK SHEET #1 | NTS | | | ● |
| 5. | M-005.00 | MECHANICAL COMCHECK SHEET #2 | NTS | | | ● |
| 6. | M-006.00 | MECHANICAL PROGRESS INSPECTION SHEET | NTS | | ● | ● |
| 7. | M-101.00 | MECHANICAL SUB-CELLAR 2 PLAN - SOUTH | 1/4"=1'-0" | ● | ● | ● |
| 8. | M-102.00 | MECHANICAL SUB-CELLAR 2 PLAN - NORTH | 1/4"=1'-0" | | ● | ● |
| 9. | M-103.00 | MECHANICAL SUB-CELLAR 1 PLAN - SOUTH | 1/4"=1'-0" | ● | ● | ● |
| 10. | M-104.00 | MECHANICAL SUB-CELLAR 1 PLAN - NORTH | 1/4"=1'-0" | ● | ● | ● |
| 11. | M-105.00 | MECHANICAL CELLAR PLAN - SOUTH | 1/4"=1'-0" | ● | ● | ● |
| 12. | M-106.00 | MECHANICAL CELLAR PLAN - NORTH | 1/4"=1'-0" | ● | ● | ● |
| 13. | M-107.00 | MECHANICAL 1ST FLOOR PLAN - SOUTH | 1/4"=1'-0" | ● | ● | ● |
| 14. | M-108.00 | MECHANICAL 1ST FLOOR PLAN - NORTH | 1/4"=1'-0" | | ● | ● |
| 15. | M-109.00 | MECHANICAL 2ND FLOOR PLAN - SOUTH | 1/4"=1'-0" | ● | ● | ● |
| 16. | M-110.00 | MECHANICAL 2ND FLOOR PLAN - NORTH | 1/4"=1'-0" | ● | ● | ● |
| 17. | M-111.00 | MECHANICAL 3RD FLOOR PLAN - SOUTH | 1/4"=1'-0" | ● | ● | ● |
| 18. | M-112.00 | MECHANICAL 3RD FLOOR PLAN - NORTH | 1/4"=1'-0" | ● | ● | ● |
| 19. | M-113.00 | MECHANICAL 4TH FLOOR PLAN - SOUTH | 1/4"=1'-0" | ● | ● | ● |
| 20. | M-114.00 | MECHANICAL 4TH FLOOR PLAN - NORTH | 1/4"=1'-0" | ● | ● | ● |
| 21. | M-115.00 | MECHANICAL 5TH FLOOR PLAN - SOUTH | 1/4"=1'-0" | ● | ● | ● |
| 22. | M-116.00 | MECHANICAL 5TH FLOOR PLAN - NORTH | 1/4"=1'-0" | ● | ● | ● |
| 23. | M-117.00 | MECHANICAL 6TH FLOOR PLAN - SOUTH | 1/4"=1'-0" | ● | ● | ● |
| 24. | M-118.00 | MECHANICAL 6TH FLOOR PLAN - NORTH | 1/4"=1'-0" | ● | ● | ● |
| 25. | M-119.00 | MECHANICAL 7TH FLOOR PLAN - SOUTH | 1/4"=1'-0" | | ● | ● |
| 26. | M-120.00 | MECHANICAL 7TH FLOOR PLAN - NORTH | 1/4"=1'-0" | ● | ● | ● |
| 27. | M-121.00 | MECHANICAL 8TH - 13TH FLOOR PLANS | 1/4"=1'-0" | | ● | ● |
| 28. | M-122.00 | MECHANICAL 14TH FLOOR PLAN | 1/4"=1'-0" | | | ● |
| 29. | M-123.00 | MECHANICAL 15TH - 21ST FLOOR PLANS | 1/4"=1'-0" | | ● | ● |
| 30. | M-124.00 | MECHANICAL 22ND FLOOR PLAN | 1/4"=1'-0" | | | ● |
| 31. | M-125.00 | MECHANICAL 23RD FLOOR PLAN | 1/4"=1'-0" | | ● | ● |
| 32. | M-126.00 | MECHANICAL 24TH FLOOR PLAN | 1/4"=1'-0" | | ● | ● |
| 33. | M-127.00 | MECHANICAL 25TH FLOOR PLAN | 1/4"=1'-0" | | ● | ● |
| 34. | M-128.00 | MECHANICAL 26TH FLOOR PLAN | 1/4"=1'-0" | | | ● |
| 35. | M-129.00 | MECHANICAL 27TH - 31ST FLOOR PLANS | 1/4"=1'-0" | | | ● |
| 36. | M-130.00 | MECHANICAL 32ND FLOOR PLAN | 1/4"=1'-0" | | | ● |
| 37. | M-131.00 | MECHANICAL 33RD - 41ST FLOOR PLANS | 1/4"=1'-0" | | | ● |
| 38. | M-132.00 | MECHANICAL 42ND - 45TH FLOOR PLANS | 1/4"=1'-0" | | | ● |
| 39. | M-133.00 | MECHANICAL 46TH FLOOR PLAN | 1/4"=1'-0" | | | ● |
| 40. | M-134.00 | MECHANICAL 47TH FLOOR PLAN | 1/4"=1'-0" | | | ● |
| 41. | M-135.00 | MECHANICAL 48TH FLOOR PLAN | 1/4"=1'-0" | | | ● |
| 42. | M-136.00 | MECHANICAL 49TH FLOOR PLAN | 1/4"=1'-0" | | | ● |
| 43. | M-137.00 | MECHANICAL 50TH FLOOR PLAN | 1/4"=1'-0" | | | ● |
| 44. | M-138.00 | MECHANICAL 51ST - 54TH FLOOR PLANS | 1/4"=1'-0" | | | ● |
| 45. | M-139.00 | MECHANICAL 55TH FLOOR PLAN | 1/4"=1'-0" | | | ● |
| 46. | M-140.00 | MECHANICAL 56TH FLOOR PLAN | 1/4"=1'-0" | | | ● |
| 47. | M-141.00 | MECHANICAL 57TH FLOOR PLAN | 1/4"=1'-0" | | | ● |
| 48. | M-142.00 | MECHANICAL ROOF PLAN | 1/4"=1'-0" | | | ● |
| 49. | M-143.00 | MECHANICAL BULK HEAD PLAN | 1/4"=1'-0" | | | ● |
| 50. | M-144.00 | MECHANICAL BULK HEAD ROOF PLAN | 1/4"=1'-0" | | | ● |
| 51. | M-400.00 | MECHANICAL SECTIONS SHEET #1 | 1/4"=1'-0" | ● | ● | ● |
| 52. | M-401.00 | MECHANICAL SECTIONS SHEET #2 | 1/4"=1'-0" | | | ● |
| 53. | M-402.00 | MECHANICAL PART PLANS | 1/4"=1'-0" | | | ● |
| 54. | M-500.00 | MECHANICAL AIR RISER DIAGRAM - LOWER LEVELS | N.T.S. | ● | ● | ● |
| 55. | M-501.00 | MECHANICAL AIR RISER DIAGRAM - UPPER LEVELS | N.T.S. | ● | ● | ● |
| 56. | M-502.00 | MECHANICAL WATER RISER DIAGRAM - LOWER LEVELS | N.T.S. | ● | ● | ● |
| 57. | M-503.00 | MECHANICAL WATER RISER DIAGRAM - UPPER LEVELS | N.T.S. | ● | ● | ● |
| 58. | M-504.00 | MECHANICAL FUEL OIL FLOW DIAGRAM | N.T.S. | ● | ● | ● |
| 59. | M-600.00 | MECHANICAL SCHEDULES SHEET #1 | N.T.S. | | ● | ● |
| 60. | M-601.00 | MECHANICAL SCHEDULES SHEET #2 | N.T.S. | | ● | ● |
| 61. | M-602.00 | MECHANICAL SCHEDULES SHEET #3 | N.T.S. | | ● | ● |
| 62. | M-700.00 | MECHANICAL DETAILS SHEET #1 | N.T.S. | | ● | ● |
| 63. | M-701.00 | MECHANICAL DETAILS SHEET #2 | N.T.S. | | ● | ● |
| 64. | M-702.00 | MECHANICAL DETAILS SHEET #3 | N.T.S. | | ● | ● |
| 65. | M-703.00 | MECHANICAL DETAILS SHEET #4 | N.T.S. | | ● | ● |
| | | | | | | |
| | | | | | | |
| | | | | | | |
| | | | | | | |

Damian Titus
NYC Buildings
APPROVED
Under Directive 2 of 1975
Date: 03/20/2014:
NYC Development Hub

OWNER:
SNOWPLOW LLC
950 THIRD AVENUE
NEW YORK, NY 10022
TEL.: (212) 486-2000

ARCHITECT OF RECORD:
SLCE*Architects, LLP*
841 BROADWAY
NEW YORK, NY 10003
TEL.: (212) 979-8400
FAX.: (212) 979-8387

DESIGN ARCHITECT:
SOM
14 WALL STREET
NEW YORK, NY 10005
TEL.: 212.298.9336
FAX.: 212.298.9500

STRUCTURAL ENGINEER:
DESIMONE
18 WEST 18th STREET
NEW YORK, NY 10011
TEL.: (212) 532-2211
FAX.: (212) 481-6108

MEP ENGINEER:
WSP • FLACK+KURTZ
512 SEVENTH AVENUE
NEW YORK, NY 10011
TEL.: (212) 532-9600

BUILDING ENVELOPE CONSULTANT:
GMS
GILSANZ MURRAY STEFICEK LLP
129 WEST 27th STREET
NEW YORK, NY 10001
TEL.: (212) 254-0030

| No: | Date: | Revision: |
|---|---|---|
| | 10-10-12 | DOB FILING |
| | 04-20-12 | 100% DD |
| | 10-14-11 | 100% SD |

NORTH ARROW: N
SCALE: NONE

KEY PLAN:
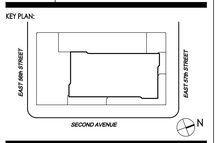


PROJECT:
252 EAST 57th STREET
NEW YORK, NY

TITLE:
MECHANICAL
DRAWING LIST

SEAL & SIGNATURE:
STATE OF NEW YORK · CHRISTOPHER KURTZ · NO. 076525 · LICENSED PROFESSIONAL ENGINEER

| | |
|---|---|
| SCALE: | AS SHOWN |
| DATE: | 09-02-11 |
| PROJECT No: | 2011-14 |
| FILE No: | 250 EAST 57th STREET |
| DRAWN BY: | I.P. |
| CHECKED BY: | C.K. |
| DWG. No.: | M-001.00 |
| M-001.dwg | 1 OF 58 |

B0PT OP BLDGS 1233283823 Job Number
E3379473673 Scan Code

# HEATING, VENTILATING, & AIR CONDITIONING SYMBOL LIST

## HVAC FLOW/RISER DIAGRAM LEGEND

| | |
|---|---|
| | AIR SEPARATOR |
| | CHILLERS |
| | CONDENSATE PUMP (DUPLEX) |
| | COOLING COIL |
| | HEATING COIL |
| | COOLING TOWERS (INDUCED DRAFT) |
| | EXPANSION TANK (HORIZONTAL) |
| | EXPANSION TANK (VERTICAL) |
| | CENTRIFUGAL FAN |
| | ROOF FAN |
| | UPBLAST ROOF EXHAUST |
| | PROPELLER FAN |
| | INLINE CENTRIFUGAL FAN |
| | PLATE & FRAME HEAT EXCHANGER |
| | PUMP |
| | INLINE PUMP |
| | RETURN/EXHAUST AIR DIRECTION |
| | SUPPLY AIR FLOW |
| | WATER FILTER |
| | LOUVER |
| | UNIT HEATER |
| HWS 3 | RISER DESIGNATION — RISER SERVICE; RISER NUMBER |

## DUCTWORK LEGEND

| | |
|---|---|
| FD (SD) (FSD) / FD (SD) (DSD) | FUSIBLE LINK FIRE DAMPER W/DUCT ACCESS DOOR OR (SMOKE DAMPER) (COMBINATION FIRE/SMOKE DAMPER) |
| | ELBOW WITH TURNING VANES |
| | DUCT SPLIT |
| | BRANCH TAKEOFF |
| | RADIUS ELBOW |

## DUCTWORK LEGEND (CONTINUED)

| | |
|---|---|
| WO (12 x12) | OPENING IN WALL ABOVE HUNG CEILING (SIZE) |
| | SUPPLY REGISTER |
| | RETURN OR EXHAUST REGISTER OR GRILLE |
| Ø | DOOR LOUVER (SIZE) |
| | UNDERCUT DOOR |
| Ø | SQUARE FEET |
| Ø | DIAMETER |
| | FIRE RATED ENCASED DUCT |
| | SUPPLY DUCT UP (DISCHARGE SIDE OF FAN) |
| | SUPPLY DUCT DOWN (DISCHARGE SIDE OF FAN) |
| | RETURN OR EXHAUST DUCT UP (SUCTION SIDE OF FAN) |
| | RETURN OR EXHAUST DUCT DOWN (SUCTION SIDE OF FAN) |
| R | SLOPING RISE IN DUCTWORK |
| R | SLOPING DROP IN DUCTWORK |
| AD | ACCESS DOOR IN DUCT |
| 18 x 12 / 18 x 12 | DUCT SIZE (CLEAR INSIDE DIMENSION) FIRST FIGURE INDICATES PLAN SIZE |
| 18"Ø / 18"Ø | ROUND DUCT DIAMETER SIZE (CLEAR INSIDE DIMENSION) |
| | ACOUSTIC LINING IN DUCT (DUCT SIZE NOTED INDICATES INSIDE DIMENSIONS) |
| | FLEXIBLE CONNECTION |
| VD / VD | VOLUME DAMPER |
| ALD / ALD | AUTOMATIC LOUVER DAMPER (MOTORIZED) |
| MLD / MLD | MANUAL LOUVER DAMPER |

## PIPING LEGEND

| | |
|---|---|
| CWS / CWS | CONDENSER WATER SUPPLY |
| CWR / CWR | CONDENSER WATER RETURN |
| CHS / CHS | CHILLED WATER SUPPLY |
| CHR / CHR | CHILLED WATER RETURN |
| HWS / HWS | HOT WATER SUPPLY |
| HWR / HWR | HOT WATER RETURN |
| CW / CW | DOMESTIC COLD WATER MAKE-UP |
| | ARROW INDICATES DIRECTION OF FLOW |
| | PITCH PIPE DOWN IN DIRECTION OF ARROW |
| D / D | DRAIN LINE |
| PD / PD | PUMP DISCHARGE |
| V / V | VENT LINE |
| | PIPE ANCHOR |
| | PIPE GUIDE |
| EC | EXPANSION COMPENSATOR |
| 3'-0" x 6'-0" / 3'-0" x 6'-0" (W x H) | EXPANSION LOOP (SIZE W x H) |
| | FLEXIBLE BALL JOINT EXPANSION COMPENSATOR |
| | CONCENTRIC REDUCER (INCREASER) |
| | ECCENTRIC REDUCER (INCREASER) |
| | UNION |
| | CAPPED PIPE |
| | DIRT POCKET |
| | "Y" TYPE STRAINER |
| | BASKET TYPE STRAINER |
| | DUPLEX STRAINER |
| | ELBOW TURNED UP |
| | ELBOW TURNED DOWN |
| | BOTTOM PIPE CONNECTION |
| | TOP PIPE CONNECTION |
| | SLOPED CHANGE IN PIPE ELEVATION |

## PIPING LEGEND (CONTINUED)

| | |
|---|---|
| | FLEXIBLE CONNECTION |
| | GATE VALVE |
| | GLOBE VALVE |
| | CHECK VALVE |
| | AUTOMATIC THREE WAY CONTROL VALVE |
| | AUTOMATIC TWO-WAY CONTROL VALVE |
| | RELIEF VALVE |
| | ANGLE RELIEF VALVE |
| | PRESSURE REDUCING VALVE (PRV) |
| | LUBRICATED PLUG VALVE |
| | LOCKSHIELD GLOBE VALVE |
| | SOLENOID VALVE |
| | BUTTERFLY VALVE (MANUAL) |
| | BUTTERFLY VALVE (MOTORIZED) |
| | BALL VALVE |
| | NEEDLE VALVE |
| | SIGHT GLASS |
| | HOSE BIBB |
| | VALVE IN VERTICAL |
| M | MANUAL AIR VENT |
| A | AUTOMATIC AIR VENT |
| | THERMOMETER |
| | PIPE SENSOR WELL (THERMOMETER) |
| | PRESSURE GAUGE AND COCK |
| | FLOW BALANCING STATION |
| | CENTER LINE |
| A | COMPRESSED AIR |
| | INSULATED HEAT TRACED PIPING |
| | SLEEVE |
| | WATER PROOF SLEEVE |

## ABBREVIATIONS

| | |
|---|---|
| ABV. | ABOVE |
| AC | AIR CONDITIONING |
| ACS | AIR CONDITIONING SUPPLY |
| AD | ACCESS DOOR |
| AFF | ABOVE FINISHED FLOOR |
| AHU | AIR HANDLING UNIT |
| AL | ACOUSTICAL LINING |
| ALD | AUTOMATIC LOUVER DAMPER (MOTORIZED) |
| ATC | AUTOMATIC TEMPERATURE CONTROL |
| B | BOILER |
| B.D.D. | BACK DRAFT DAMPER |
| B.G. | BOTTOM GRILLE |
| BMS | BUILDING MANAGEMENT SYSTEM |
| BO | BLANK OFF |

## ABBREVIATIONS

| | |
|---|---|
| C.D. | CEILING DIFFUSER |
| CFM | CUBIC FEET PER MINUTE |
| C.G. | CEILING GRILLE |
| CH | CABINET HEATER |
| C.O. | CLEAN OUT |
| CONV. | CONVECTOR |
| C.R. | CEILING REGISTER |
| CT | COOLING TOWER |
| DN | DOWN |
| DX | DIRECT EXPANSION |
| E.A.T. | ENTERING AIR TEMPERATURE |
| E.C.H. | ELECTRIC CABINET HEATER |
| E.C.X. | ELECTRIC CLOSET EXHAUST |
| EF | EXHAUST FAN |
| EH | ENTRANCE HEATER |
| EHC | ELECTRIC HEATING COIL |
| ES | EQUAL SPLIT |
| EUH | ELECTRIC UNIT HEATER |
| E.W.T. | ENTERING WATER TEMPERATURE |
| FC | FLEXIBLE CONNECTION |
| FCU | FAN COIL UNIT |
| FD | 1 1/2HR FUSIBLE LINK FIRE DAMPER W/DUCT ACCESS DOOR |
| FD-3 | 3 HR FUSIBLE LINK FIRE DAMPER |
| FDC | CEILING RADIATION DAMPER |
| FDH | 1 1/2 HR FIRE DAMPER WITH HEAT SENSOR |
| FDH-3 | 3 HR FIRE DAMPER WITH HEAT SENSOR |
| FHX | FUME HOOD EXHAUST |
| FL. | FLOOR |
| F.L.A. | FULL LOAD AMPS |
| FLR | FUSIBLE LINK REGISTER |
| FPB | FAN POWERED BOX |
| FPI | FINS PER INCH |
| FSD-FL | COMBINATION FIRE/SMOKE DAMPER WITH FUSIBLE LINK |
| FSD | 1 1/2 HR COMB. FIRE/SMOKE DAMPER SINGLE HEAT SENSOR |
| FSD-3 | 3 HR COMB. FIRE/SMOKE DAMPER SINGLE HEAT SENSOR |
| FSD-HS | 1 1/2 HR COMB. FIRE/SMOKE DAMPER DUAL HEAT SENSOR |
| FSD-HS3 | 3 HR COMB. FIRE/SMOKE DAMPER DUAL HEAT SENSOR |
| FSD-RA | COMBINATION FIRE/SMOKE DAMPER (REVERSE ACTING) |
| FTR | FIN TUBE RADIATOR |
| GPM | GALLONS PER MINUTE |
| GX | GENERAL EXHAUST |
| HC | HEATING COIL |
| HP | HORSE POWER |
| HX | HEAT EXCHANGER (SHELL & TUBE) |
| I.D. | INSIDE DIMENSION |
| KW | KILOWATT |
| KWH | KILOWATT HOURS |
| L.A.T. | LEAVING AIR TEMPERATURE |
| LD | LINEAR DIFFUSER (CEILING, WALL, SILL, OR FLOOR) |
| L.R.A. | LOCK ROTOR AMPS |
| LWS | LOUVER WITH WIRE SCREEN |
| L.W.T. | LEAVING WATER TEMPERATURE |
| M.A.T. | MIXED AIR TEMPERATURE |
| MAX. | MAXIMUM |
| MBH | THOUSAND BTU PER HOUR |
| MIN. | MINIMUM |
| MLD | MANUAL LOUVER DAMPER |
| MO (WO) | MASONRY OPENING (WALL OPENING) |
| N.C. | NORMALLY CLOSED |
| NFA | NET FREE AREA |
| N.I.C. | NOT IN THIS CONTRACT |
| NK | NECK |
| N.O. | NORMALLY OPEN |
| N.T.S. | NOT TO SCALE |
| OA | OUTSIDE AIR |
| OBD | OPPOSED BLADE DAMPER |
| O.D. | OUTSIDE DIMENSION |
| P | PUMP |
| PD | PUMPED DISCHARGE |
| PHC | PRE-HEAT COIL |
| PHX | PLATE HEAT EXCHANGE |
| P.R.V. | PRESSURE REDUCING VALVE |
| PSI | POUNDS PER SQUARE INCH (GAUGE) |
| PSIA | POUNDS PER SQUARE INCH ABSOLUTE |
| RA | RETURN AIR |
| RF | RETURN FAN |

## ABBREVIATIONS

| | |
|---|---|
| RM | REFRIGERATION MACHINE |
| RPM | REVOLUTIONS PER MINUTE |
| SA | SUPPLY AIR |
| SD | SMOKE DAMPER |
| SF | SUPPLY FAN |
| SM | SHEET METAL |
| SP | STAIR PRESSURIZATION |
| ST | SOUND TRAP |
| SX | SMOKE EXHAUST |
| TF | TRANSFER FAN |
| T.G. | TOP GRILLE |
| T.R. | TOP REGISTER |
| TR.D. | TRANSFER DUCT |
| TR.G. | TRANSFER GRILLE |
| TX | TOILET EXHAUST |
| UH | UNIT HEATER |
| UHE | UNIT HEATER (ELECTRIC) |
| VAR. | VARIABLE |
| VAV | VARIABLE AIR VOLUME |
| VD | VOLUME DAMPER |
| WC | WATER CHILLER |
| WMS | WIRE MESH SCREEN |
| (300) | CUBIC FEET OF AIR PER MINUTE OR GALLONS PER MINUTE |

## CONTROLS LEGEND

| | |
|---|---|
| M | TOTALIZING FLOW METER |
| M B.T.U. | TOTALIZING B.T.U. METER |
| T | THERMOSTAT |
| T E | ELECTRIC THERMOSTAT |
| H | HUMIDISTAT |
| S | SMOKE DETECTOR |
| E | EMERGENCY BREAK GLASS SWITCH FOR EQUIPMENT SHUT-DOWN |

## MISCELLANEOUS

| | |
|---|---|
| X DETAIL NO. / X DRAWING NO. | STANDARD DETAIL NO. DESIGNATION |
| NO | DETAIL NO. DESIGNATION |
| NOTES | REFER TO NOTES ON DRAWING |
| 1 | KEY NOTE |

Damian Titus
Buildings
APPROVED
Under Directive 2 of 1975
Date: 03/20/2014:
NYC Development Hub

OWNER:
SNOWPLOW LLC
950 THIRD AVENUE
NEW YORK, NY 10022
TEL.: (212) 486-2000

ARCHITECT OF RECORD:
SLCE*Architects, LLP*
841 BROADWAY
NEW YORK, NY 10003
TEL.: (212) 979-8400
FAX.: (212) 979-8387

DESIGN ARCHITECT:
SOM
14 WALL STREET
NEW YORK, NY 10005
TEL.: 212.298.9336
FAX.: 212.298.9500

STRUCTURAL ENGINEER:
DESIMONE
18 WEST 18th STREET
NEW YORK, NY 10011
TEL.: (212) 532-2211
FAX.: (212) 481-6108

MEP ENGINEER:
WSP • FLACK+KURTZ
512 SEVENTH AVENUE
NEW YORK, NY 10011
TEL.: (212) 532-9600

BUILDING ENVELOPE CONSULTANT:
GMS
GILSANZ MURRAY STEFICEK LLP
129 WEST 27th STREET
NEW YORK, NY 10001
TEL.: (212) 254-0030

| No: | Date: | Revision: |
|---|---|---|
| | 10-10-12 | DOB FILING |
| | 04-20-12 | 100% DD |
| | 10-14-11 | 100% SD |

NORTH ARROW: N
SCALE: NONE

KEY PLAN:
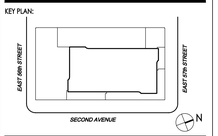


PROJECT:
252 EAST 57th STREET
NEW YORK, NY

TITLE:
MECHANICAL
SYMBOL LIST & ABBRIVIATIONS

SEAL & SIGNATURE:

| | |
|---|---|
| SCALE: | AS SHOWN |
| DATE: | 09-02-11 |
| PROJECT No: | 2011-14 |
| FILE No: | 250 EAST 57th STREET |
| DRAWN BY: | I.P. |
| CHECKED BY: | C.K. |
| DWG. No.: | M-002.00 |

M-002.dwg | 2 OF 58

DEPT OF BLDGS 121328321 Job Number
ES861622196 Scan Code

| SCOPE OF WORK | ITEMS NOT SHOWN ON THIS SET | UNRESOLVED ITEMS ON THIS SET |
|---|---|---|
| THE MECHANICAL DRAWINGS REPRESENT WORK ASSOCIATED WITH THE CONSTRUCTION OF A NEW HIGH RISE MIXED CONDOMINIMUM AND RENTAL BUILDING. SIGNIFICANT ITEMS RELATING TO THIS SCOPE OF WORK ARE AS FOLLOWS: | | |
| **CHILLED WATER AND CONDENSER WATER COOLING SYSTEMS** | **CENTRAL COOLING PLANT:** | **CENTRAL COOLING PLANT:** |
| 1. PROVIDE FOR TWO (2) VARIABLE SPEED ELECTRIC DRIVE CHILLERS RATED FOR 360 TONS EACH AT 0.58 KW/TON. LOCATED ON THE 23RD FLOOR.<br>2. PROVIDE FOR TWO (2) PRIMARY CHILLED WATER PUMPS RATED AT 520 USGPM EACH, UTILIZING TWO 15 HP MOTORS. LOCATED ON THE 23RD FLOOR.<br>3. PROVIDE FOR TWO (2) CONDENSER WATER PUMPS RATED AT 600 USGPM EACH, UTILIZING TWO 40 HP MOTORS. LOCATED ON THE 23RD FLOOR.<br>4. PROVIDE FOR ONE (1) PLATE AND FRAME FREE-COOLING HEAT EXCHANGER RATED FOR 380 USGPM TOTAL. LOCATED ON THE 23RD FLOOR.<br>5. PROVIDE FOR TWO (2) WET COOLING TOWERS UTILIZING VARIABLE SPEED FANS RATED AT 25 HP. VFD MOTORS AT HP EACH ARE PROPOSED. PROVIDE FIXED PLATFORMS TO ACCESS ALL COOLING WORKING COMPONENTS. COOLING TOWERS LOCATED ON MAIN ROOF.<br>6. PROVIDE FOR A REFRIGERANT MONITORING SYSTEM AND EMERGENCY EXHAUST SYSTEM IN CHILLER ROOM.<br>7. PROVIDE FOR A MINIMUM BYPASS VALVE LOCATED IN THE CHILLER ROOM TO SERVE THE CHILLED WATER SYSTEM.<br>8. PROVIDE FOR SIDESTREAM FILTRATION SYSTEM TO SERVE THE CONDENSER WATER SYSTEM.<br>9. PROVIDE FOR ONE (1) CHILLED WATER EXPANSION TANK.<br>10. PROVIDE AN AUTOMATIC CHEMICAL TREATMENT SYSTEM FOR THE COOLING TOWERS AND CONDENSER WATER SYSTEMS.<br>11. PROVIDE ELECTRIC BASIN HEATERS IN EACH COOLING TOWER CELL.<br>12. PROVIDE REFRIGERANT RELIEF LINE TO THE EXTERIOR OF THE BUILDING. | 1. PIPING TO AND FROM CHILLERS SHOWN ON FLOOR DIAGRAM.<br>2. SECTIONS IN CHILLER AREA.<br>3. SECTIONS THROUGH MECHANICAL EQUIPMENT ROOMS.<br>4. PIPING AT COOLING TOWER SHOWN ON FLOW DIAGRAM, NOT ON PLAN.<br>5. ALL PRIMARY AND SECONDARY CHILLED WATER PIPE SIZES.<br>6. VARIABLE FREQUENCY DRIVES.<br>7. MOTOR CONTROL CENTER AND INDIVIDUAL STARTERS. | 1. REFRIGERATION MACHINE CLEARANCES AND STRUCTURAL COORDINATION.<br>2. COORDINATION OF COOLING TOWER STRUCTURAL SUPPORT BY STRUCTURAL ENGINEER FOR MECHANICAL DUNNAGE.<br>3. CONDENSER WATER SYSTEM TREATMENT AND WATER FILTRATION.<br>4. LOCATION OF ENGINEERS OFFICE WITH BATHROOM IN MID-LEVEL MECHANICAL SPACE. |
| **HOT WATER HEATING SYSTEMS** | **CENTRAL HEATING PLANT:** | **CENTRAL HEATING PLANT:** |
| 1. PROVIDE FOR FOUR (4) 150 BOILER HP OUTPUT WATER-TUBE TYPE CONDENSING BOILERS GENERATING 550 USGPM OF HOT WATER FOR HEATING AND DOMESTIC. EACH BOILER WILL BE PROVIDED WITH DRAFT CONTROL. LOCATED ON THE 23RD FLOOR.<br>2. PROVIDE FOR FOUR (4) PRIMARY HOT WATER BOILER PUMPS RATED AT 550 USGPM UTILIZING 10 HP MOTORS.<br>3. PROVIDE 1 1/2" RELIEF FROM EACH RELIEF VALVE TO ADJACENT FLOOR DRAIN.<br>4. PROVIDE FOR A MINIMUM BYPASS VALVE LOCATED IN THE BOILER ROOM TO SERVE THE HOT WATER SYSTEM.<br>5. PROVIDE FOR HOT WATER EXPANSION TANK.<br>6. PROVIDE FOR SECONDARY HOT WATER PUMPS SHWPR-24-1&2, SHWPC-23-1&2 TO SERVE HEAT EXCHANGERS, HEATING COILS, HEAT PUMPS TERMINAL EQUIPMENT.<br>7. PROVIDE FOR THREE TERTIARY PUMPS, TWP-23-1&2, TWC-3-1&2, TO SERVE LOWER LEVEL HEATING COILS IN AIR HANDLING UNITS. | 1. ALL HOT WATER PIPE SIZES.<br>2. ALL SECONDARY HOT WATER PIPE SIZES. | 1. FINAL COORDINATION OF HOT WATER RISERS AND OFFSETS. |
| **FUEL OIL STORAGE SYSTEMS** | **FUEL OIL STORAGE SYSTEMS** | |
| 1. PROVIDE FOR ONE (1) 5,000 USGALLONS OF FUEL OIL No 2 STORAGE TO SERVE THE EMERGENCY GENERATOR.<br>2. PROVIDE FOR ONE (1) DUPLEX FUEL OIL PUMPSET TO SERVE THE EMERGENCY GENERATORS. PUMPSET SHALL BE RATED FOR 5.68 USGPM/ 359 USGPH VERSUS 720 FT OF HEAD UTILIZING 5 HP MOTORS EACH.<br>3. PROVIDE FOR FUEL OIL SUPPLY AND RETURN PIPES WITHIN PIPE TO THE GENERATOR WHICH SHALL BE PIPED FROM CENTRAL FUEL OIL STORAGE SYSTEM. | 1. DAY TANK EMERGENCY RELIEF. | 1. FUEL OIL STREET FILL, VENT, EMERGENCY RELIEF.<br>2. FUEL OIL REMOTE ALARMS. |
| **CONDOMINIUM CHILLED WATER DISTRIBUTION** | **AIR HANDLING UNITS:** | **AIR HANDLING UNITS:** |
| 1. CHILLED WATER WILL BE DISTRIBUTED TO RESIDENTAL FAN COIL UNIITS THROUGH A DIRECT RETURN PIPING SYSTEM. | 1. PIPING CONNECTIONS.<br>2. CONDENSATE DRAIN.<br>3. FREEZE PROTECTION PUMPS. | 1. MECHANICAL REQUIREMENTS FOR POOL MER.<br>2. COORDINATE RCP'S WITH ALL AIR OUTLETS.<br>3. THERMOSTAT LOCATIONS THROUGH APARTMENTS AND OTHER AREAS.<br>4. TYPE(S) OF THERMOSTAT. |
| **CONDOMINIUM HOT WATER DISTRIBUTION** | **EXHAUST SYSTEMS:** | **EXHAUST SYSTEMS:** |
| 1. HOT WATER WILL BE DISTRIBUTED THROUGH A DIRECT RETURN PIPING SYSTEM.<br>2. SUPPLEMENTAL HEATING WILL BE PROVIDED BY ELECTRIC BASEBOARDS (WHERE REQUIRED). AS WELL AS ELECTRIC RADIANT FLOORING LOCATED IN THE BATHROOM SPACES. | | 1. CUTS OF APARTMENT KITCHEN HOOD EQUIPMENT.<br>2. CUTS OF DRYERS. |
| **RENTAL SECONDARY WATER DISTRIBUTION TYPICAL APARTMENT HEATING AND COOLING** | **RENTAL CONDENSER WATER, HOT WATER, OUTSIDE AIR, EXHAUST AIR** | **RENTAL CONDENSER WATER, HOT WATER, OUTSIDE AIR, EXHAUST AIR** |
| 1. A HEAT PUMP DISTRIBUTION SYSTEM WILL BE PROVIDED USING SEPARATE HEAT AND COOLING HEAT EXCHANGER, PHX-RC-24-1 (COOLING), PHX-RH-24-1 (HEATING). | | |
| **TYPICAL APARTMENT HEATING AND COOLING** | **LIFE SAFETY SYSTEMS** | **LIFE SAFETY SYSTEMS** |
| 1. EACH CONDOMINIUM APARTMENT WILL BE PROVIDED WITH 4 PIPE HORIZONTAL, CEILING CONCEALED FAN COIL UNITS.<br>2. COOLING AND HEATING TO THE FAN COIL UNITS WILL BE PROVIDED BY THE DIRECT RETURN SYSTEM DESCRIBED ABOVE.<br>3. EACH RENTAL APARTMENT WILL BE PROVIDED WITH 2 PIPE WATER-SOURCE HEAT PUMP. | 1. LOCATION OF ALL FIRE SMOKE DAMPERS (NEED ARCHITECTS LIFE SAFETY WALL RATING PLAN)<br>2. HOISTWAY VENTS FOR DUPLEX LIFTS/ELEVATORS. FLOOR TO BE INDIVIDUALLY VENTED.<br>3. DUCT SMOKE DETECTORS. | 1. LOCATE AND COORDINATION OF VENTILATION OF VENT FOR ELEVATOR HOISTWAYS. |
| **OUTDOOR AIR CORRIDOR SUPPLY SYSTEM** | **FIRST FLOOR - CONDO AND RENTAL LOBBIES ENTRANCES AND SUPPORT** | **FIRST FLOOR - CONDO AND RENTAL LOBBIES ENTRANCES AND SUPPORT** |
| 1. A 100 % OUTDOOR AIR CORRIDOR SUPPLY AIR HANDLING UNIT FOR THE CONDOMINIUM FLOORS AHU-24-1, AND AHU-56-1. THE AHU-24-1 WILL BE LOCATED ON THE 24TH FLOOR AND AHU-56-1 LOCATED ON THE 56TH FLOOR AND WILL BE CONFIGURED WITH SINGLE SUPPLY FANS, HEATING COILS, COOLING COILS, 85% EFFICIENT FINAL FILTERS.<br>2. 100% OUTDOOR AIR CORRIDOR SYSTEM AC-3-4, LOCATED ON THE 3RD FLOOR WILL BE PROVIDED FOR THE RENTAL RESIDENTIAL FLOORS. | 1. DUCT DISTRIBUTION ON FLOOR PLANS. | 1. DUCT RISERS AND OFFSETS.<br>2. FINAL DUCT/STRUCTURAL AND AIR OUTLET COORDINATION. |
| **APARTMENT OUTDOOR AIR SUPPLY SYSTEM** | **CELLAR 1, CELLAR 2 HVAC** | **CELLAR 1, CELLAR 2 HVAC** |
| 1. FRESH AIR WILL BE SUPPLIED TO THE CONDO APARTMENTS VIA ENERGY RECOVERY UNITS AHU-23-1,2,3,4 AND AHU-57-1&2.<br>2. FRESH AIR WILL BE SUPPLIED TO THE RENTAL APARTMENTS VIA 100% OUTDOOR AIR UNIT AC-3-5. | 1. DUCT DISTRIBUTION ON FLOOR PLANS. | 1. DUCT RISERS AND OFFSETS.<br>2. FINAL DUCT/STRUCTURAL AND AIR OUTLET COORDINATION. |
| **TOILET EXHAUST SYSTEM** | **APARTMENT TOILET EXHAUST** | |
| 1. VERTICAL RISERS CONNECTING STACKED BATHROOMS WILL EXHAUST THROUGH EXHAUST FANS THAT ARE A PART OF THE ENERGY RECOVERY UNITS LOCATED IN THE MID-ZONE MER. RISERS MAY, IN SOME CASES, EXHAUST MULTIPLE TOILETS ON THE SAME FLOOR.<br>2. VERTICAL RISERS ON THE LOWER LEVEL RESIDENTIAL WILL BE EXHAUSTED THROUGH EXHAUST FANS LOCATED IN THE 4TH FLOOR MECHANICAL ROOM. | 1. DUCT DISTRIBUTION ON FLOOR PLANS. | 1. DUCT RISERS AND OFFSETS.<br>2. FINAL DUCT/STRUCTURAL AND AIR OUTLET COORDINATION. |
| **KITCHEN EXHAUST SYSTEM** | **KITCHEN EXHAUST SYSTEM** | **KITCHEN EXHAUST SYSTEM** |
| 1. VERTICAL RISERS CONNECTING STACKED KITCHENS WILL EXHAUST THROUGH EXHAUST FANS ON THE MID-ZONE MER. RISERS WILL NOT EXHAUST MULTIPLE KITCHENS ON THE SAME FLOOR. KITCHENS HAVE EXHAUST RATES GREATER THAN CODE (120 CFM); CURRENTLY SHOWN ON THE PLANS IS 400 CFM EXHAUST. MAKEUP AIR HANDLERS FOR THE KITCHENS ARE PROVIDED ON , 23RD AND ROOF LEVEL FLOORS. THE UNITS UTILIZE CHILLED WATER COILS WITH FACE AND BYPASS DAMPERS FOR HEATING. | 1. DUCT DISTRIBUTION ON FLOOR PLANS.<br>2. DDETAIL OF CARS. | 1. DUCT RISERS AND OFFSETS.<br>2. FINAL DUCT/STRUCTURAL AND AIR OUTLET COORDINATION. |
| **APARTMENT LAUNDRY DRYER EXHAUST SYSTEM** | **APARTMENT LAUNDRY DRYER EXHAUST SYSTEM** | **APARTMENT LAUNDRY DRYER EXHAUST SYSTEM** |
| 1. THIS SYSTEM IS NOT REQUIRED FOR VENTLESS OR CONDENSING DRYERS ON THE RENTAL FLOORS.<br>2. A DRYER EXHAUST SYSTEM FOR THE CONDOMINIUM FLOORS INCLUDE DUCTED EXHAUSTS TO DRYER EXHAUST FANS LOCATED ON THE 24TH FLOOR AND ROOF LEVEL. | | 1. DUCT RISERS AND OFFSETS.<br>2. FINAL DUCT/STRUCTURAL AND AIR OUTLET COORDINATION. |
| **UTILITY ROOM VENTILATION SYSTEMS** | **CONDOMINIUM FAN COILS** | **CONDOMINIUM FAN COILS** |
| 1. PROVIDE FOR A SUPPLY FANS OR SUPPLY TRANSFER DUCTS AND EXHAUST AIR FANS TO SERVE THE FOLLOWING SPACES:<br>A. SUB-CELLAR DOMESTIC WATER AND FIRE PUMP ROOM.<br>B. SUB-CELLAR FUEL OIL STORAGE ROOM.<br>C. SUB-CELLAR MECHANICAL ROOM.<br>D. SUB-CELLAR SWITCHBOARD ROOM.<br>E. SUB-CELLAR WATER METER, SPRINKLER ROOM AND SEWAGE EJECTOR ROOM. | 1. FINAL FAN COIL UNITS LOCATION.<br>2. BRANCH PIPING TO FAN COIL UNITS. | 1. ACCESS TO UNITS FOR SERVICE AND FILTER CHAGE.<br>2. ACCESS TO VALVES, VENTS AND DRAINS.<br>3. ACCESS TO RISERS VALVES, VENTS AND DRAINS. |
| **CHILLER ROOM AIR CONDITIONING AND VENTILATION SYSTEM** | | |
| 1. PROVIDE FOR A 4000 CFM CHILLER ROOM AIR CONDITIONING SYSTEMS EQUIPPED WITH A HOT WATER PRE-HEAT COIL, CHILLED WATER COOLING COIL, FILTER SECTION AND A VARIABLE SPEED SUPPLY AIR FAN.<br>2. PROVIDE FOR A CHILLER ROOM REFRIGERANT MONITORING SYSTEM WITH LEAK DETECTORS TO ACTIVATE A CHILLER ROOM EXHAUST FAN.<br>3. PROVIDE FOR BREAK GLASS TO SHUT OFF CHILLERS IN AN EVENT OF AN EMERGENCY.<br>4. PROVIDE FOR A SELF CONTAINED BREATHING APPARAUS (SCBA) LOCATED IN THE CHILLER ROOM.<br>5. PROVIDE FOR HOT WATER UNIT HEATERS LOCATED IN THE CHILLER ROOM.<br>6. PROVIDE FOR A CHILLER ROOM PASSIVE AIR INTAKE THROUGH LOUVERS. . | 1. ARCHITECTURAL WALL DETAILS SHOWING ADEQUATE WALL INSULATION, VAPOR BARRIERS, ETC. ON WALLS, CEILING AND UNDERSIDE OF SLAB. | |
| **LOBBY SUPPLY SYSTEM** | | |
| 1. THE LOBBY AREA, INCLUDING THE RESIDENTIAL LOBBY, CONCIERGE, PACKAGE ROOM, AND MAIL ROOM WILL BE SERVED BY A DEDICATED VARIABLE AIR VOLUME SYSTEM. THE UNIT WILL BE CAPABLE OF SUPPLYING 100% OUTSIDE AIR IN THE WINTER. THE AIR HANDLER WILL BE LOCATED ON THE 3RD FLOOR. OR CONFIGURED WITH SINGLE SUPPLY FANS HEATING COILS, COOLING COILS, 85% EFFICIENT FINAL FILTERS AND PREMIUM EFFICIENCY MOTORS. | | 1. DUCT RISERS.<br>2. FINAL DUCT/STRUCTURAL AND AIR OUTLET COORDINATION. |
| **STORAGE AND CORRIDOR SUPPLY SYSTEM** | | |
| 1. BACK OF HOUSE BUILDING AREAS, INCLUDING THE RESIDENTIAL STORAGE, WATER TANK ROOM, MECHANICAL ROOM AND BUILDING STORAGE ROOM WILL BE SERVED BY A HEATING AND VENTILATING UNIT LOCATED ON THE 3RD FLOOR. | | 1. DUCT RISERS.<br>2. FINAL DUCT/STRUCTURAL AND AIR OUTLET COORDINATION. |

| SCOPE OF WORK | ITEMS NOT SHOWN ON THIS SET | UNRESOLVED ITEMS ON THIS SET |
|---|---|---|
| THE MECHANICAL DRAWINGS REPRESENT WORK ASSOCIATED WITH THE CONSTRUCTION OF A NEW HIGH RISE CONDOMINIUM BUILDING. SIGNIFICANT ITEMS RELATING TO THIS SCOPE OF WORK ARE AS FOLLOWS: | | |
| BOILER ROOM AIR CONDITIONING AND VENTILATING SYSTEM | | |
| 1. PROVIDE FOR A BOILER ROOM HEATING AND VENTILATING SYSTEM, UTILIZING ONE (1) 6,000 CFM UNIT. EQUIPPED WITH A FILTER SECTION, HEATING COIL, SUPPLY AIR FAN.<br>2. PROVIDE FOR BREAK GLASS TO SHUT OFF BOILERS IN AN EVENT OF AN EMERGENCY.<br>3. PROVIDE FOR INDIVIDUAL 30" DIAMETER BOILER FLUE TERMINATING 10'-0" ABOVE THE HIGHEST POINT OF THE ROOF LEVEL, FOR HEATING BOILERS.<br>4. PROVIDE FOR ONE (1) EXHAUST FAN AT 6,000 CFM TO SERVE THE BOILER ROOM. | | |
| ELECTRICAL ROOM SYSTEM | | |
| 1. A HEATING AND VENTILATING UNIT WILL BE PROVIDED TO CONDITION THE MAIN BUILDING ELECTRICAL SERVICE ROOM.<br>2. IN THE RESIDENTIAL MID-RISE ELECTRICAL SWITCHGEAR ROOMS ON THE 3RD AND 26TH FLOORS, AIR CONDITIONING WILL BE PROVIDED. | | |
| GARBAGE COMPACTOR ROOM SYSTEM | | |
| 1. AN AIR CONDITIONING UNIT WILL BE PROVIDED TO CONDITION THE MAIN BUILDING GARBAGE COMPACTOR ROOM.<br>2. EXHAUST FAN AND RISER TO 4TH FLOOR MER WILL BE PROVIDED. | | |
| STAIR SYSTEM | | |
| 1. STAIR FANS WILL BE PROVIDED INTO THE STAIR AT THE 2ND FLOOR, 7TH FLOOR AND ROOF LEVEL<br>2. THE FAN SPEED WILL BE CONTROLLED TO MAINTAIN BETWEEN 0.5" AND 0.35"SP BETWEEN THE STAIR AND THE APARTMENT. RELIEF DAMPER(S) WILL ALSO BE PROVIDED.<br>3. FANS WILL BE IN SEPARATE 2 HOUR ENCLOSURE AND DUCTED TO OUTSIDE AIR INTAKES AND TO THE STAIRWAY. | 1. RELIEF DAMPERS.<br>2. VARIABLE FREQUENCY DRIVE. | 1. POSSIBLE ADDITION OF INJECTION POINTS? OR ADDITION OF RISERS (PARTIAL).<br>2. RELIEF DAMPERS. |
| GENERATOR ROOM ENGINE EXHAUST | | |
| 1. PROVIDE 14"ø FLUE OR SCHEDULE 40 WELDED BLACK STEEL CALCIUM SILICATE INSULATED FOR THE EMERGENCY GENERATOR EXHAUST. GENERATOR EXHAUST PIPE SHALL TERMINATE 25' ABOVE ANY CONSTRUCTION WITHIN 10' OF IT. | | |
| ELEVATOR MACHINE ROOM | | |
| 1. THE ELEVATOR MACHINE ROOM WILL BE PROVIDED WITH A DEDICATED PACKAGED, AIR COOLED AIR CONDITIONING UNIT. | | 1. LOUVERS FOR CONDENSER AIR. |
| BUILDING MANAGEMENT AND CONTROL SYSTEMS | | |
| 1. A MICROPROCESSOR-BASED, DIRECT DIGITAL CONTROL, BUILDING MANAGEMENT SYSTEM WILL BE PROVIDED TO MONITOR, CONTROL AND OPTIMIZE THE OPERATION OF THE BASE BUILDING HEATING, VENTILATING AND AIR CONDITIONING SYSTEMS. THESE WILL INCLUDE THE FOLLOWING POINTS:<br>(1) HOT WATER, CHILLED WATER AND CONDENSER WATER SUPPLY AND RETURN TEMPERATURES.<br>(2) OUTSIDE AIR DRY BULB AND WET BULB TEMPERATURES.<br>(3) SELECTED SPACE TEMPERATURES AND HUMIDITY LEVELS.<br>(4) OPERATING STATUS FOR ALL HEATING, VENTILATING AND AIR CONDITIONING SYSTEMS.<br>2. THE SYSTEM WILL PROVIDE THE FOLLOWING CONTROL FUNCTION:<br>(1) PROGRAMMED START/STOP OF ALL HEATING, VENTILATING AND AIR CONDITIONING SYSTEMS AND EQUIPMENT.<br>(2) LEAD/LAG CONTROL OF CHILLERS, PUMPS AND COOLING TOWERS.<br>(3) CONTROL POINT ADJUSTMENT OF SUPPLY AIR TEMPERATURES FOR AIR SUPPLY SYSTEM.<br>(4) OUTSIDE AIR SYSTEM CONTROL.<br>3.. ALARMS WILL BE PROVIDED FOR KEY ELEMENTS IN THE MECHANICAL SYSTEMS REPORTING OFF NORMAL STATUS AND/OR TEMPERATURE. ALARMS WILL BE DISPLAYED ON THE SYSTEM TERMINAL AND PRINTED ON A HARD COPY BASIS THROUGH THE PRINTER.<br>4. OPTIMIZATION AND ENERGY MANAGEMENT SOFTWARE WILL BE PROVIDED TO ALLOW FOR OPTIMAL START/STOP, DEMAND CONTROL AND OTHER FUNCTIONS.<br>5. HE SYSTEM WILL BE PROGRAMMED FOR PREVENTIVE MAINTENANCE SCHEDULING OF BASE BUILDING VENTILATING AND AIR CONDITIONING EQUIPMENT. | 1. BMS HEAD END.<br>2. DDC PANELS. | 1. LOCATION AND REQUIREMENTS OF FRONT END BMS. |

## NOTES

1. MECHANICAL ROOMS SECTIONS
2. DUCT RISER SIZING, TX, TRX, KX PLANS AND RISERS WITH BOOTS AND FD'S
3. FCU SIZING
4. HPU SIZING
4. DUCT RISER COLLECTION-HORIZONTAL DISTRIBUTION TO FANS
5. PIPE RISER COLLECTION
6. PIPING, DISTRIBUTION IN AU (AHU SCH.)
7. CHILLER SECTION
8. ELEVATOR HOISTWAY VENTS
9. GAS METER ROOM VENT ROOM- 50 IN NO FAN
10. ALL MERS REQUIRE HEATING AND VENTILATION
11. LOUVER AREAS

Damian Titus
Buildings
APPROVED
Under Directive 2 of 1975
Date: 03/20/2014:
NYC Development Hub


OWNER:
SNOWPLOW LLC
950 THIRD AVENUE
NEW YORK, NY 10022
TEL.: (212) 486-2000

ARCHITECT OF RECORD:
SLCE Architects, LLP
841 BROADWAY
NEW YORK, NY 10003
TEL.: (212) 979-8400
FAX.: (212) 979-8387

DESIGN ARCHITECT:
SOM
14 WALL STREET
NEW YORK, NY 10005
TEL.: 212.298.9336
FAX.: 212.298.9500

STRUCTURAL ENGINEER:
DESIMONE
18 WEST 18th STREET
NEW YORK, NY 10011
TEL.: (212) 532-2211
FAX.: (212) 481-6108

MEP ENGINEER:
WSP · FLACK+KURTZ
512 SEVENTH AVENUE
NEW YORK, NY 10011
TEL.: (212) 532-9600

BUILDING ENVELOPE CONSULTANT:
GMS
GILSANZ MURRAY STEFICEK LLP
129 WEST 27th STREET
NEW YORK, NY 10001
TEL.: (212) 254-0030


| No: | Date: | Revision: |
|---|---|---|
| | 10-10-12 | DOB FILING |
| | 04-20-12 | 100% DD |
| | 10-14-11 | 100% SD |

NORTH ARROW N
SCALE NONE

KEY PLAN:

PROJECT:
252 EAST 57th STREET
NEW YORK, NY

TITLE:
MECHANICAL
SCOPE OF WORK

SEAL & SIGNATURE:
STATE OF NEW YORK · SHELDON MILES STEIN · NO. 40400 · LICENSED PROFESSIONAL ENGINEER

| | |
|---|---|
| SCALE: | AS SHOWN |
| DATE: | 09-02-11 |
| PROJECT No: | 2011-14 |
| FILE No: | 250 EAST 57th STREET |
| DRAWN BY: | I.P. |
| CHECKED BY: | C.K. |
| DWG. No.: | M-003.00 |

M-003.dwg 3 OF 58

DEPT OF BLDGS 121305323 Job Number
E1449220739 Scan Code

THE PROGRESS INSPECTOR SHALL PERFORM THE FOLLOWING INSPECTIONS. ANY INSPECTIONS THAT REQUIRE TESTING OF EQUIPMENT OR CONTROLS SHALL BE PERFORMED BY THIS CONTRACTOR TO ASSIST THE PROGRESS INSPECTOR. PLEASE NOTE THAT THE PROGRESS INSPECTOR IS INDEPENDENT OF THE DESIGN ENGINEER.

TABLE I – PROGRESS INSPECTIONS FOR ENERGY CODE COMPLIANCE – RESIDENTIAL BUILDINGS

| | INSPECTION/TEST | FREQUENCY (MINIMUM) | REFERENCE STANDARD (SEE ECC CHAPTER 10) OR OTHER CRITERIA | ECC OR OTHER CITATION |
|---|---|---|---|---|
| IA | ENVELOPE INSPECTIONS (REFERENCE ARCHITECTURAL PACKAGES) | | | |
| IA1 | PROTECTION OF EXPOSED FOUNDATION INSULATION: INSULATION SHALL BE VISUALLY INSPECTED TO VERIFY PROPER PROTECTION WHERE APPLIED TO THE EXTERIOR OF BASEMENT OR CELLAR WALLS, CRAWL-SPACE WALLS AND/OR THE PERIMETER OF SLAB-ON-GRADE FLOORS. | PRIOR TO BACKFILL | APPROVED CONSTRUCTION DOCUMENTS | 102.2.1 |
| IA2 | INSULATION PLACEMENT AND R-VALUES: INSTALLED INSULATION FOR EACH COMPONENT OF THE CONDITIONED SPACE ENVELOPE AND AT JUNCTIONS BETWEEN COMPONENTS SHALL BE VISUALLY INSPECTED TO ENSURE THAT THE R-VALUES ARE MARKED, THAT SUCH R-VALUES CONFORM TO THE R-VALUES IDENTIFIED IN THE CONSTRUCTION DOCUMENTS AND THAT THE INSULATION IS PROPERLY INSTALLED. CERTIFICATIONS FOR UNMARKED INSULATION SHALL BE SIMILARLY VISUALLY INSPECTED. | AS REQUIRED TO VERIFY CONTINUOUS ENCLOSURE WHILE WALLS, CEILINGS AND FLOORS ARE OPEN | APPROVED CONSTRUCTION DOCUMENTS | 102.1<br>402.1,<br>402.2<br>402.2.5 |
| IA3 | FENESTRATION VALUES AND PRODUCT RATINGS FOR U-FACTORS: U-FACTORS OF INSTALLED FENESTRATION SHALL BE VERIFIED BY VISUAL INSPECTION FOR CONFORMANCE WITH THE U-FACTORS IDENTIFIED IN THE CONSTRUCTION DRAWINGS, EITHER BY VERIFYING THE MANUFACTURERS NFRC LABELS OR, WHERE NOT LABELED, USING THE RATINGS IN ECC TABLES 102.1.3(1) AND (2). | AS REQUIRED DURING INSTALLATION | APPROVED CONSTRUCTION DRAWINGS; NFRC 100, TABLES 102.1.3 | 102.1.3,<br>402.1,<br>402.3 |
| IA4 | FENESTRATION PRODUCT RATINGS FOR AIR LEAKAGE: WINDOWS, SKYLIGHTS AND SLIDING GLASS DOORS, EXCEPT SITE-BUILT WINDOWS, SKYLIGHTS AND DOORS, SHALL BE VISUALLY INSPECTED TO VERIFY THAT INSTALLED ASSEMBLIES ARE LISTED AND LABELED TO THE REFERENCED STANDARD. | AS REQUIRED DURING INSTALLATION | NFRC 400, AAMA/WDMA 101/I.S.2; OR AAMA/WDMA 101/I.S.2/NAFS | 402.4.2 |
| IA5 | FENESTRATION AREAS: DIMENSIONS OF WINDOWS, DOORS AND SKYLIGHTS SHALL BE VERIFIED BY VISUAL INSPECTION. | PRIOR TO FINAL INSPECTION | APPROVED CONSTRUCTION DOCUMENTS | 402.3,<br>402.5.1 |
| IA6 | SEALING: OPENINGS AND PENETRATIONS IN THE BUILDING ENVELOPE, INCLUDING SITE-BUILT FENESTRATION AND DOORS, SHALL BE VISUALLY INSPECTED TO VERIFY THAT THEY ARE PROPERLY SEALED. | AS REQUIRED DURING ENVELOPE CONSTRUCTION | APPROVED CONSTRUCTION DOCUMENTS | 402.4.1,<br>402.4.3 |
| IA7 | WHOLE BUILDING ENVELOPE INFILTRATION TESTING: WHEN THE R VALUES OF ECC TABLE 402.1(2) ARE USED FOR THE DESIGN, AND ECC 402.1, EXCEPTION 3.1 IS UTILIZED AS A RESULT, THE RESULTS OF THE AIR CHANGE TEST SHALL BE REVIEWED FOR COMPLIANCE WITH ECC 402.4.4. | PRIOR TO FINAL INSPECTION | ASHRAE/ASTM E779; APPROVED CONSTRUCTION DOCUMENTS | 402.4.4 |
| IA8 | MOISTURE CONTROL, VAPOR RETARDER: CONSTRUCTION, INCLUDING, BUT NOT LIMITED TO, ABOVE-GRADE FRAME WALLS, FLOORS AND CEILINGS THAT ARE NOT VENTILATED TO ALLOW MOISTURE TO ESCAPE, SHALL BE VISUALLY INSPECTED FOR INSTALLATION OF VAPOR ETARDER. | AS REQUIRED DURING ENVELOPE CONSTRUCTION AND PRIOR TO COVERING VAPOR RETARDER | APPROVED CONSTRUCTION DOCUMENTS | 402.5 |
| IB | MECHANICAL AND PLUMBING INSPECTIONS | | | |
| IB1 | FIREPLACES: PROVISION OF COMBUSTION AIR AND TIGHT-FITTING FIREPLACE DOORS SHALL BE VERIFIED BY VISUAL INSPECTION. | PRIOR TO FINAL INSPECTION | APPROVED CONSTRUCTION DOCUMENTS; ANSI Z21.60 (SEE ALSO MC 904), ANSI Z21.50 | 102.5; BC 2111; MC CHAPTERS 7, 9; FGC CHAPTER 6 |
| IB2 | FRESH AIR INTAKE AND EXHAUST DAMPERS: NOT LESS THAN 20% OF INSTALLED DAMPERS, AND A MINIMUM OF ONE OF EACH TYPE, SHALL BE VISUALLY INSPECTED AND PHYSICALLY TESTED FOR PROPER OPERATION. | PRIOR TO FINAL INSPECTION | APPROVED CONSTRUCTION DOCUMENTS | 403.5 |
| IB3 | EQUIPMENT EFFICIENCIES: WHEN THE R VALUES OF ECC TABLE 402.1(2) ARE USED FOR THE DESIGN, AND ECC 402.1, EXCEPTION 3.3 IS UTILIZED AS A RESULT, THE EFFICIENCIES OF ALL INSTALLED MECHANICAL EQUIPMENT SHALL BE VERIFIED BY VISUAL INSPECTION. | PRIOR TO FINAL INSPECTION | APPROVED CONSTRUCTION DOCUMENTS, INCLUDING ENERGY ANALYSIS | 403.7 |
| IB4 | CONTROLS: SYSTEM CONTROLS SHALL BE INSPECTED TO VERIFY THAT EACH DWELLING IS PROVIDED WITH INDIVIDUAL PROGRAMMABLE THERMOSTATS AND THAT SUCH CONTROLS OPERATE AS SPECIFIED IN ECC 403.1. NOT LESS THAN 20% OR ONE OF EACH CONTROL TYPE, WHICHEVER IS MORE, SHALL BE INSPECTED. | PRIOR TO FINAL INSPECTION | APPROVED CONSTRUCTION DOCUMENTS, INCLUDING CONTROL SYSTEM NARRATIVES | 403.1,<br>403.1.1 |
| IB5 | DUCT AND PIPING INSULATION AND DUCT SEALING: INSTALLED DUCT AND PIPING INSULATION SHALL BE VISUALLY INSPECTED TO VERIFY INSULATION PLACEMENT AND VALUES. DUCTS, AIR HANDLERS, FILTER BOXES AND BUILDING CAVITIES USED AS DUCTS SHALL BE VISUALLY INSPECTED FOR PROPER SEALING. | PRIOR TO CLOSING CEILINGS AND WALLS AND PRIOR TO FINAL INSPECTION | APPROVED CONSTRUCTION DOCUMENTS | 403.2.1,<br>403.2.2,<br>403.3, 403.4;<br>MC SECTION 603; 1RCNY §5000-01 |
| IB5 | DUCT AND PIPING INSULATION AND DUCT SEALING: INSTALLED DUCT AND PIPING INSULATION SHALL BE VISUALLY INSPECTED TO VERIFY INSULATION PLACEMENT AND VALUES. DUCTS, AIR HANDLERS, FILTER BOXES AND BUILDING CAVITIES USED AS DUCTS SHALL BE VISUALLY INSPECTED FOR PROPER SEALING. | PRIOR TO CLOSING CEILINGS AND WALLS AND PRIOR TO FINAL INSPECTION | APPROVED CONSTRUCTION DOCUMENTS | 403.2.1,<br>403.2.2,<br>403.3, 403.4;<br>MC SECTION 603; 1RCNY §5000-01 |
| IB6 | DUCT LEAKAGE TESTING: WHEN THE R VALUES OF ECC TABLE 402.1 (2 ARE USED FOR THE DESIGN, AND ECC 402.1, EXCEPTION 3.2 IS UTILIZED AS A RESULT, THE RESULTS OF THE DUCT LEAKAGE TESTS SHALL BE REVIEWED FOR COMPLIANCE WITH ECC 403.2.4. NOT LESS THAN 20% OF SUCH DUCTWORK SHALL BE TESTED. | PRIOR TO CLOSING CEILINGS AND WALLS AND PRIOR TO FINAL INSPECTION | APPROVED CONSTRUCTION DOCUMENTS; ANSI/ASHRAE 152, ASTM E1554 TEST METHOD A | 403.2.4 |
| IC | OTHER | | | |
| IC1 | ELECTRICAL METERING: THE PRESENCE AND OPERATION OF INDIVIDUAL METERS OR OTHER MEANS OF MONITORING INDIVIDUAL DWELLING UNITS SHALL BE VERIFIED BY VISUAL INSPECTION FOR ALL DWELLING UNITS. | PRIOR TO FINAL INSPECTION | APPROVED CONSTRUCTION DOCUMENTS | 102.4 |
| IC2 | TRANSFORMERS: SINGLE-PHASE AND THREE PHASE DRY-TYPE AND LIQUID-FILLED DISTRIBUTION TRANSFORMERS INSTALLED AS PART OF THE COPE OF WORK (AND NOT BY THE UTILITY) SHALL BE VISUALLY INSPECTED TO ENSURE THAT THE TALLED TRANSFORMERS ARE LISTED AND LABELED TO THE REFERENCED STANDARD, OR THAT ASSOCIATED PRODUCT LITERATURE CONFIRMS THAT THE TRANSFORMERS MEET THE REFERENCED STANDARD. | PRIOR TO FINAL INSPECTION | APPROVED CONSTRUCTION DOCUMENTS; NEMA TP1 | 102.6, 805.7 |
| IC3 | PERMANENT CERTIFICATE: THE INSTALLED PERMANENT CERTIFICATE SHALL BE VISUALLY INSPECTED FOR LOCATION, COMPLETENESS AND ACCURACY. | PRIOR TO FINAL INSPECTION | APPROVED CONSTRUCTION DOCUMENTS | 401.3; 1RCNY 5000-01 |
| IC4 | MAINTENANCE INFORMATION: MAINTENANCE MANUALS FOR EQUIPMENT AND SYSTEMS REQUIRING PREVENTIVE MAINTENANCE SHALL BE REVIEWED FOR APPLICABILITY TO INSTALLED EQUIPMENT AND SYSTEMS BEFORE SUCH MANUALS ARE PROVIDED TO THE OWNER. LABELS REQUIRED FOR SUCH EQUIPMENT OR SYSTEMS SHALL BE INSPECTED FOR ACCURACY AND COMPLETENESS AND FOR COMPLIANCE WITH ECC 102.3. | PRIOR TO SIGN-OFF OR ISSUANCE OF CERTIFICATE OF OCCUPANCY | APPROVED CONSTRUCTION DOCUMENTS | 102.3 |

OWNER:
SNOWPLOW LLC
950 THIRD AVENUE
NEW YORK, NY 10022
TEL.: (212) 486-2000

ARCHITECT OF RECORD:
SLCE*Architects, LLP*
841 BROADWAY
NEW YORK, NY 10003
TEL.: (212) 979-8400
FAX.: (212) 979-8387

DESIGN ARCHITECT:
SOM
14 WALL STREET
NEW YORK, NY 10005
TEL.: 212.298.9336
FAX.: 212.298.9500

STRUCTURAL ENGINEER:
DESIMONE
18 WEST 18th STREET
NEW YORK, NY 10011
TEL.: (212) 532-2211
FAX.: (212) 481-6108

MEP ENGINEER:
WSP • FLACK+KURTZ
512 SEVENTH AVENUE
NEW YORK, NY 10011
TEL.: (212) 532-9600

BUILDING ENVELOPE CONSULTANT:
GMS
GILSANZ MURRAY STEFICEK LLP
129 WEST 27th STREET
NEW YORK, NY 10001
TEL.: (212) 254-0030

| No: | Date: | Revision: |
|---|---|---|
| | 10-10-12 | DOB FILING |
| | 04-20-12 | 100% DD |

NORTH ARROW: N
SCALE: NONE

KEY PLAN:
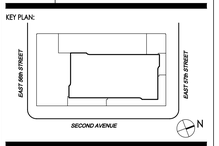


PROJECT:
252 EAST 57th STREET
NEW YORK, NY

TITLE:
MECHANICAL
PROGRESS INSPECTION SHEET

Damian Titus
Buildings
APPROVED
Under Directive 2 of 1975
Date: 03/20/2014:
NYC Development Hub

SEAL & SIGNATURE:

| | |
|---|---|
| SCALE: | AS SHOWN |
| DATE: | 09-03-11 |
| PROJECT No: | 2011-14 |
| File No: | 250 EAST 57th STREET |
| DRAWN BY: | I.P. |
| CHECKED BY: | C.K. |
| DWG. NO.: | M-006.00 |

M-004.dwg 6 OF 45

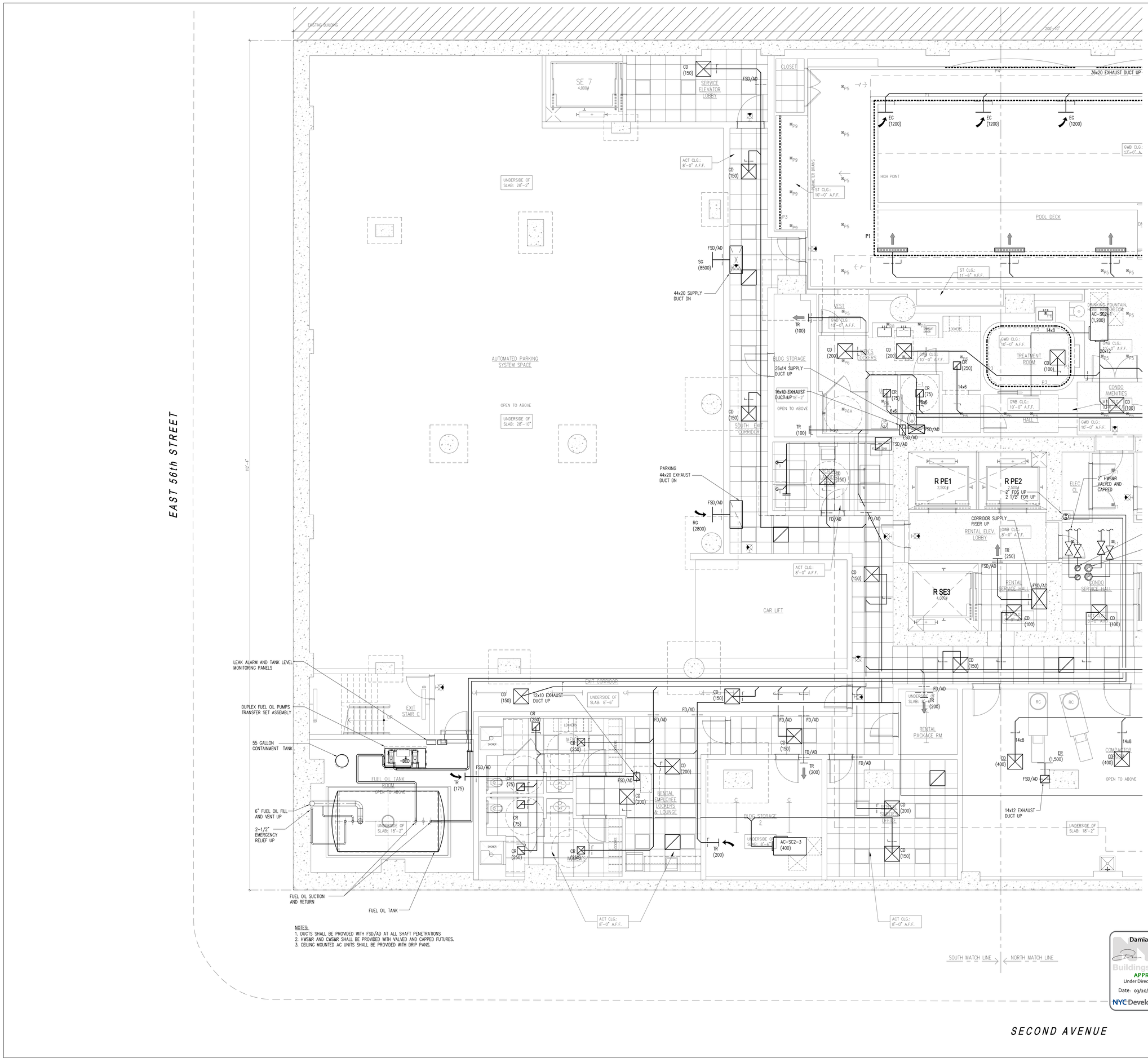


NOTES:
1. DUCTS SHALL BE PROVIDED WITH FSD/AD AT ALL SHAFT PENETRATIONS
2. HWS&R AND CWS&R SHALL BE PROVIDED WITH VALVED AND CAPPED FUTURES.
3. CEILING MOUNTED AC UNITS SHALL BE PROVIDED WITH DRIP PANS.

Damian Titus
NYC Buildings
APPROVED
Under Directive 2 of 1975
Date: 03/20/2014:
NYC Development Hub

OWNER:
SNOWPLOW LLC
950 THIRD AVENUE
NEW YORK, NY 10022
TEL.: (212) 486-2000

ARCHITECT OF RECORD:
SLCE*Architects, LLP*
841 BROADWAY
NEW YORK, NY 10003
TEL.: (212) 979-8400
FAX.: (212) 979-8387

DESIGN ARCHITECT:
SOM
14 WALL STREET
NEW YORK, NY 10005
TEL.: 212.298.9336
FAX.: 212.298.9300

STRUCTURAL ENGINEER:
DESIMONE
18 WEST 18th STREET
NEW YORK, NY 10011
TEL.: (212) 532-2211
FAX.: (212) 481-6108

MEP ENGINEER:
WSP · FLACK+KURTZ
512 SEVENTH AVENUE
NEW YORK, NY 10011
TEL.: (212) 532-9600

BUILDING ENVELOPE CONSULTANT:
GMS
GILSANZ MURRAY STEFICEK LLP
129 WEST 27th STREET
NEW YORK, NY 10001
TEL.: (212) 254-0030

| No: | Date: | Revision: |
|---|---|---|
| | 10-10-12 | DOB FILING |
| | 04-20-12 | 100% DD |
| | 10-14-11 | 100% SD |

NORTH ARROW N
SCALE 1/8"=1'-0"
0' 2' 4' 8'

KEY PLAN:

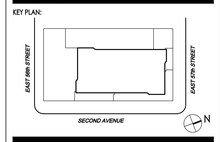


PROJECT:
252 EAST 57th STREET
NEW YORK, NY

TITLE:
MECHANICAL
SUB-CELLAR 2 PLAN - SOUTH

SEAL & SIGNATURE:

| | |
|---|---|
| SCALE: | AS SHOWN |
| DATE: | 09-02-11 |
| PROJECT No: | 2011-14 |
| FILE No: | 250 EAST 57th STREET |
| DRAWN BY: | I.P. |
| CHECKED BY: | C.K. |
| DWG. No.: | M-101.00 |

M-101SC2S.dwg 5 OF 58

BSPT OP BLDGS 1253253/23 Job Number
ES1497/08/26 Scan Code

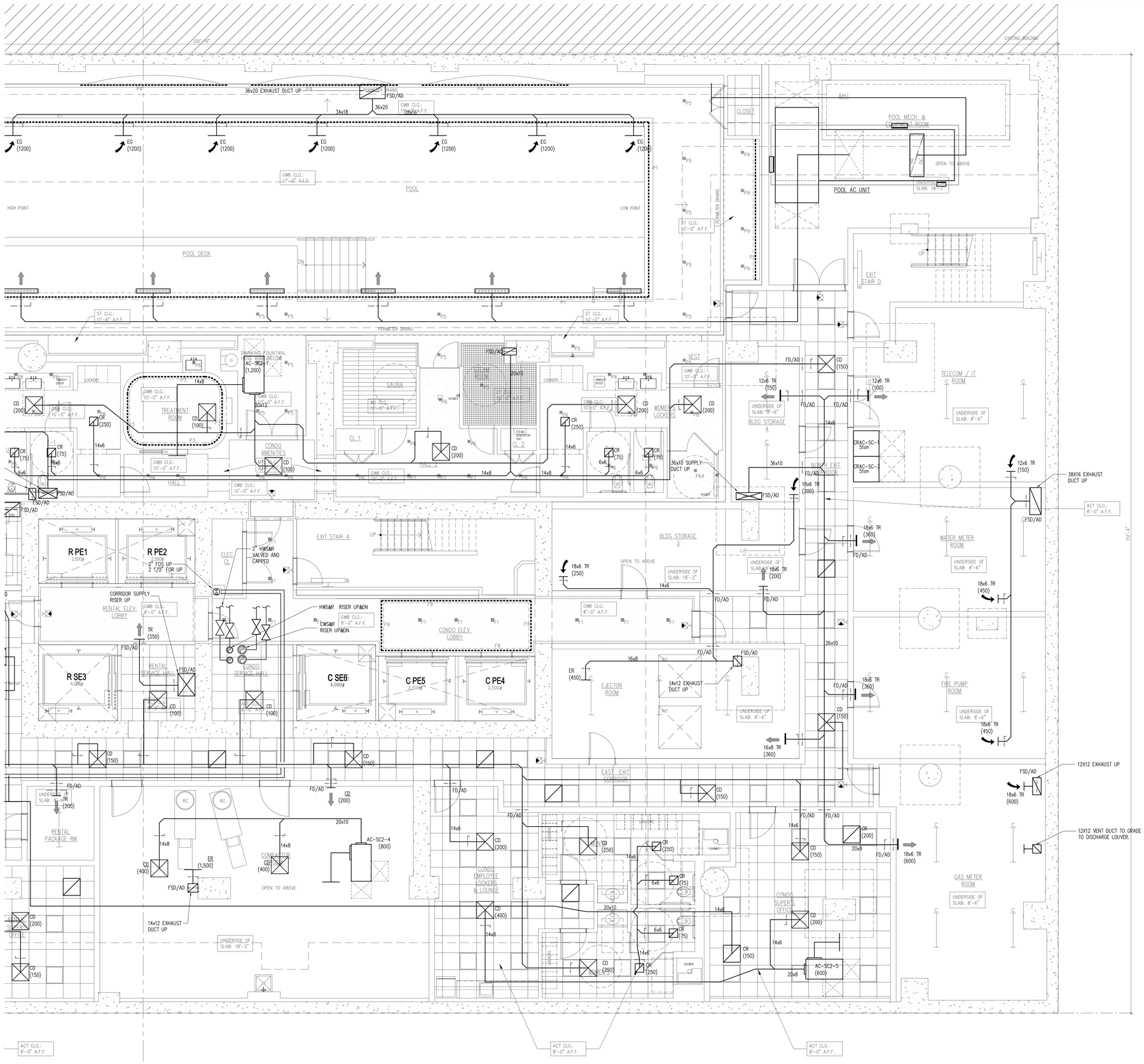


OWNER:
SNOWPLOW LLC
950 THIRD AVENUE
NEW YORK, NY 10022
TEL.: (212) 486-2000

ARCHITECT OF RECORD:
SLCE*Architects, LLP*
841 BROADWAY
NEW YORK, NY 10003
TEL.: (212) 979-8400
FAX.: (212) 979-8387

DESIGN ARCHITECT:
SOM
14 WALL STREET
NEW YORK, NY 10005
TEL.: 212.298.9336
FAX.: 212.298.9500

STRUCTURAL ENGINEER:
DESIMONE
18 WEST 18th STREET
NEW YORK, NY 10011
TEL.: (212) 532-2211
FAX.: (212) 481-6108

MEP ENGINEER:
WSP • FLACK+KURTZ
512 SEVENTH AVENUE
NEW YORK, NY 10011
TEL.: (212) 532-9600

BUILDING ENVELOPE CONSULTANT:
GMS
GILSANZ MURRAY STEFICEK LLP
129 WEST 27th STREET
NEW YORK, NY 10001
TEL.: (212) 254-0030

| No: | Date: | Revision: |
|---|---|---|
| | 10-10-12 | DOB FILING |
| | 04-20-12 | 100% DD |
| | 10-14-11 | 100% SD |

NORTH ARROW: N
SCALE 1/8"=1'-0" (0' 2' 4' 8')

KEY PLAN:
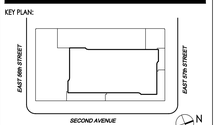


PROJECT:
252 EAST 57th STREET
NEW YORK, NY

TITLE:
MECHANICAL
SUB-CELLAR 2 PLAN - NORTH

Damian Titus
NYC Buildings
APPROVED
Under Directive 2 of 1975
Date: 03/20/2014:
NYC Development Hub

SEAL & SIGNATURE:

| | |
|---|---|
| SCALE: | AS SHOWN |
| DATE: | 09-02-11 |
| PROJECT No: | 2011-14 |
| FILE No: | 250 EAST 57th STREET |
| DRAWN BY: | E.P. |
| CHECKED BY: | C.K. |
| DWG. No.: | M-102.00 |

M-102SCEN.dwg 6 OF 58

DEPT OF BLDGS 121305323 Job Number
E3819642999 Scan Code

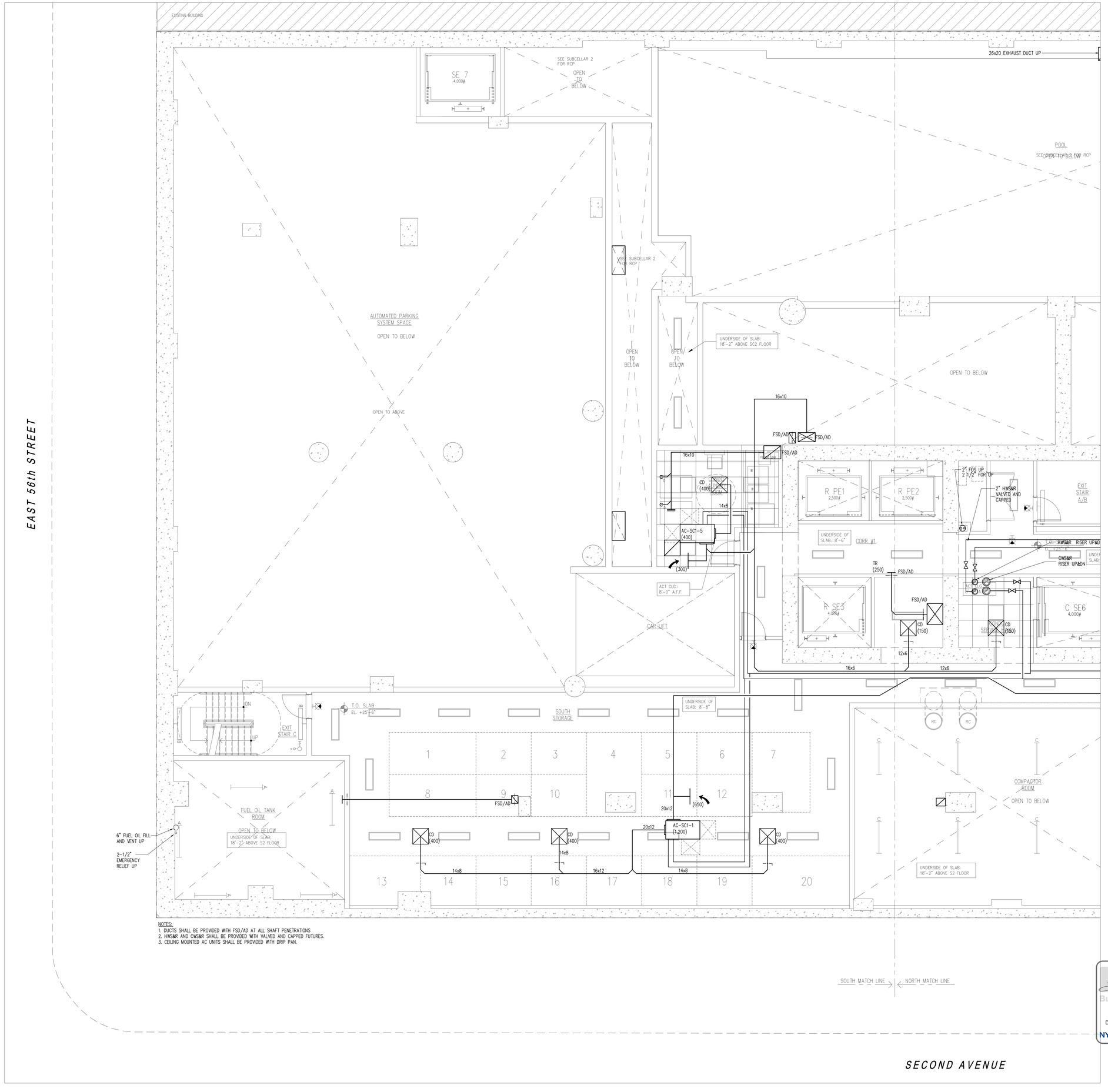


NOTES:
1. DUCTS SHALL BE PROVIDED WITH FSD/AD AT ALL SHAFT PENETRATIONS
2. HWS&R AND CWS&R SHALL BE PROVIDED WITH VALVED AND CAPPED FUTURES.
3. CEILING MOUNTED AC UNITS SHALL BE PROVIDED WITH DRIP PAN.

Damian Titus
NYC Buildings
APPROVED
Under Directive 2 of 1975
Date: 03/20/2014:
NYC Development Hub

OWNER:
SNOWPLOW LLC
950 THIRD AVENUE
NEW YORK, NY 10022
TEL.: (212) 486-2000

ARCHITECT OF RECORD:
SLCE*Architects, LLP*
841 BROADWAY
NEW YORK, NY 10003
TEL.: (212) 979-8400
FAX.: (212) 979-8387

DESIGN ARCHITECT:
SOM
14 WALL STREET
NEW YORK, NY 10005
TEL.: 212.298.9336
FAX.: 212.298.9500

STRUCTURAL ENGINEER:
DESIMONE
18 WEST 18th STREET
NEW YORK, NY 10011
TEL.: (212) 532-2211
FAX.: (212) 481-6108

MEP ENGINEER:
WSP · FLACK+KURTZ
512 SEVENTH AVENUE
NEW YORK, NY 10011
TEL.: (212) 532-9600

BUILDING ENVELOPE CONSULTANT:
GILSANZ MURRAY STEFICEK LLP
129 WEST 27th STREET
NEW YORK, NY 10001
TEL.: (212) 254-0030

| No: | Date: | Revision: |
|---|---|---|
| | 10-10-12 | DOB FILING |
| | 04-20-12 | 100% DD |
| | 10-14-11 | 100% SD |

NORTH ARROW: N
SCALE: 1/8"=1'-0" (0' 2' 4' 8')

KEY PLAN:
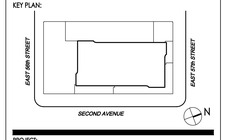


PROJECT:
# 252 EAST 57th STREET NEW YORK, NY

TITLE:
MECHANICAL
SUB-CELLAR 1 PLAN - SOUTH

SEAL & SIGNATURE:
STATE OF NEW YORK · JOHN MEZZALINGUA · 030162 · LICENSED PROFESSIONAL ENGINEER

| | |
|---|---|
| SCALE: | AS SHOWN |
| DATE: | 09-02-11 |
| PROJECT No: | 2011-14 |
| FILE No: | 250 EAST 57th STREET |
| DRAWN BY: | I.P. |
| CHECKED BY: | C.K. |
| DWG. No.: | M-103.00 |

M-103SC1S.dwg 7 OF 58

DEPT OF BLDGS 121305323 Job Number

E1329622294 Scan Code

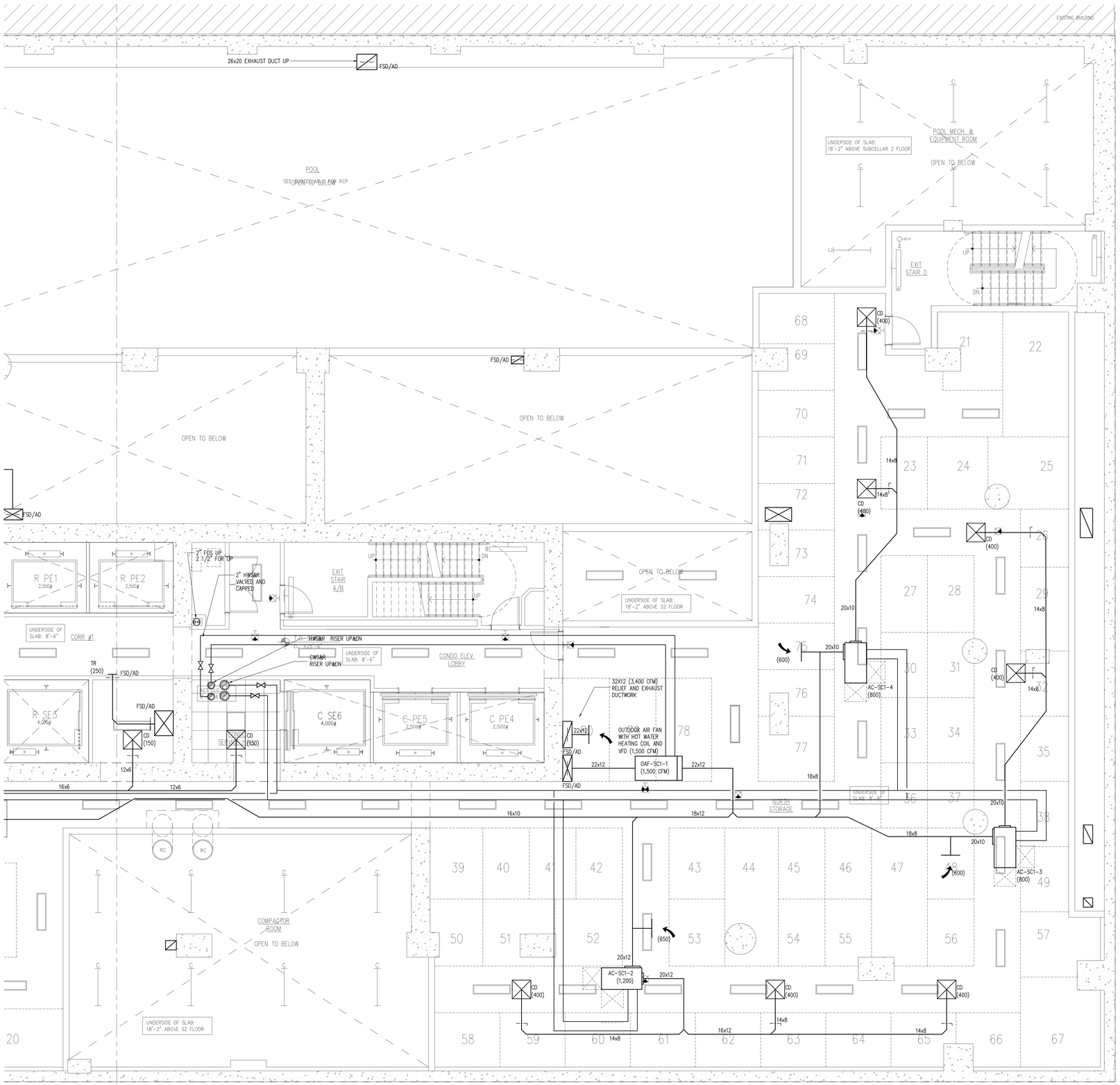


Damian Titus

Buildings

APPROVED

Under Directive 2 of 1975

Date: 03/20/2014:

NYC Development Hub

OWNER:

SNOWPLOW LLC

950 THIRD AVENUE
NEW YORK, NY 10022
TEL.: (212) 486-2000

ARCHITECT OF RECORD:

SLCE*Architects, LLP*

841 BROADWAY
NEW YORK, NY 10003
TEL.: (212) 979-8400
FAX.: (212) 979-8387

DESIGN ARCHITECT:

SOM

14 WALL STREET
NEW YORK, NY 10005
TEL.: 212.298.9336
FAX.: 212.298.9500

STRUCTURAL ENGINEER:

DESIMONE

18 WEST 18th STREET
NEW YORK, NY 10011
TEL.: (212) 532-2211
FAX.: (212) 481-6108

MEP ENGINEER:

WSP • FLACK+KURTZ

512 SEVENTH AVENUE
NEW YORK, NY 10011
TEL.: (212) 532-9600

BUILDING ENVELOPE CONSULTANT:

GMS
GILSANZ MURRAY STEFICEK LLP

129 WEST 27th STREET
NEW YORK, NY 10001
TEL.: (212) 254-0030

| No: | Date: | Revision: |
|---|---|---|
| | 10-10-12 | DOB FILING |
| | 04-20-12 | 100% DD |
| | 10-14-11 | 100% SD |

NORTH ARROW

SCALE 1/8"=1'-0"

KEY PLAN:

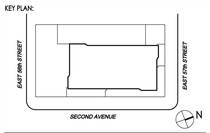


PROJECT:

252 EAST 57th STREET
NEW YORK, NY

TITLE:

MECHANICAL
SUB-CELLAR 1 PLAN - NORTH

SEAL & SIGNATURE:

| | |
|---|---|
| SCALE: | AS SHOWN |
| DATE: | 09-02-11 |
| PROJECT No: | 2011-14 |
| FILE No: | 250 EAST 57th STREET |
| DRAWN BY: | L.P. |
| CHECKED BY: | C.K. |
| DWG. No.: | M-104.00 |

M-104SC1N.dwg 8 OF 58

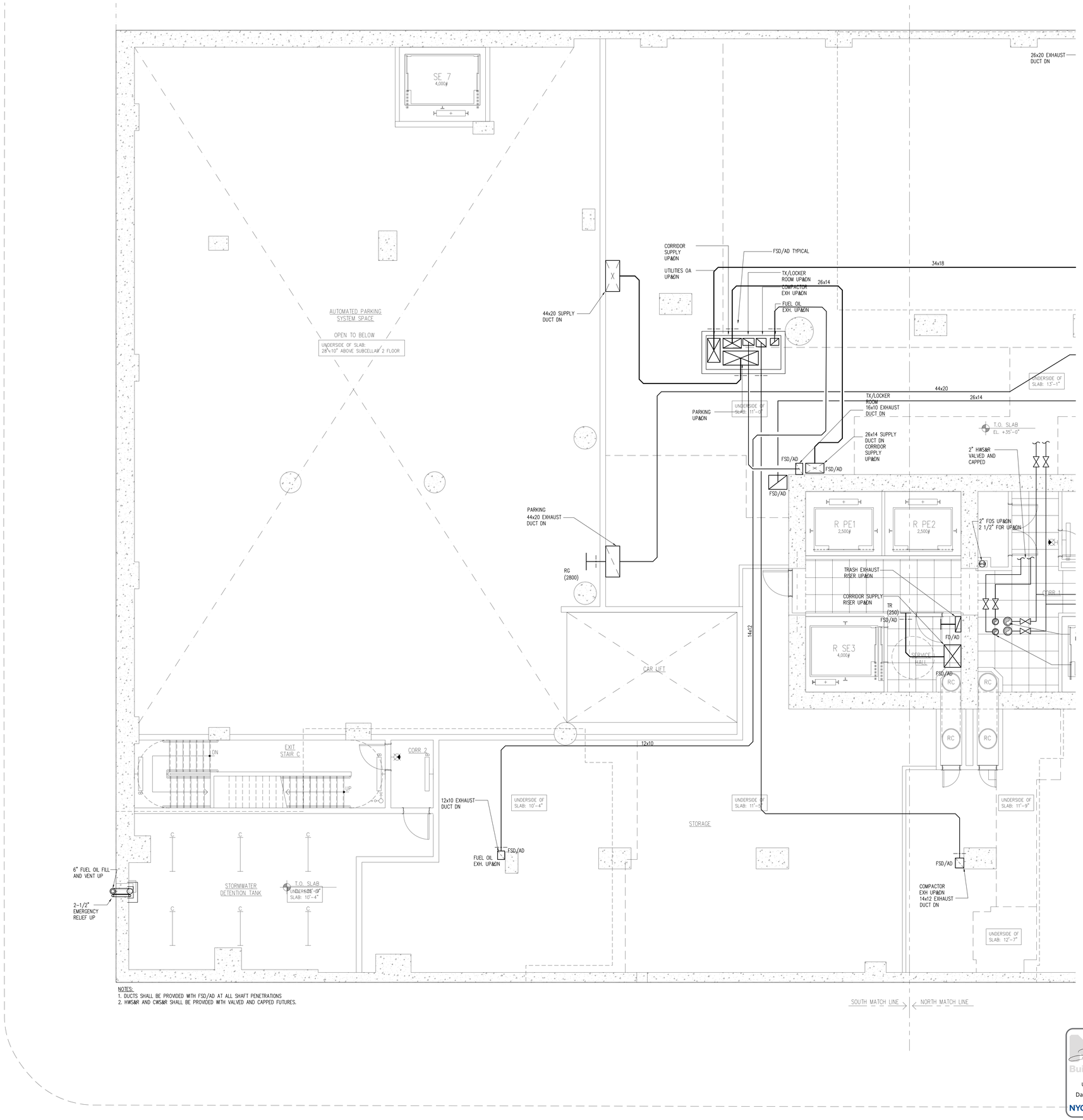


NOTES:
1. DUCTS SHALL BE PROVIDED WITH FSD/AD AT ALL SHAFT PENETRATIONS
2. HWS&R AND CWS&R SHALL BE PROVIDED WITH VALVED AND CAPPED FUTURES.

Damian Titus
NYC Buildings
APPROVED
Under Directive 2 of 1975
Date: 03/20/2014:
NYC Development Hub

OWNER:
SNOWPLOW LLC
950 THIRD AVENUE
NEW YORK, NY 10022
TEL.: (212) 486-2000

ARCHITECT OF RECORD:
SLCE*Architects, LLP*
841 BROADWAY
NEW YORK, NY 10003
TEL.: (212) 979-8400
FAX.: (212) 979-8387

DESIGN ARCHITECT:
SOM
14 WALL STREET
NEW YORK, NY 10005
TEL.: 212.298.9336
FAX.: 212.298.9300

STRUCTURAL ENGINEER:
DESIMONE
18 WEST 18th STREET
NEW YORK, NY 10011
TEL.: (212) 532-2211
FAX.: (212) 481-6108

MEP ENGINEER:
WSP · FLACK+KURTZ
512 SEVENTH AVENUE
NEW YORK, NY 10011
TEL.: (212) 532-9600

BUILDING ENVELOPE CONSULTANT:
GMS
GILSANZ MURRAY STEFICEK LLP
129 WEST 27th STREET
NEW YORK, NY 10001
TEL.: (212) 254-0030

| No: | Date: | Revision: |
|---|---|---|
| | 10-10-12 | DOB FILING |
| | 04-20-12 | 100% DD |
| | 10-14-11 | 100% SD |

NORTH ARROW N
SCALE 1/8"=1'-0"
0' 2' 4' 8'

KEY PLAN:
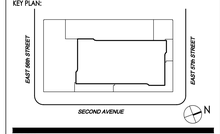


PROJECT:
252 EAST 57th STREET
NEW YORK, NY

TITLE:
MECHANICAL
CELLAR PLAN - SOUTH

SEAL & SIGNATURE:
STATE OF NEW YORK · LICENSED PROFESSIONAL ENGINEER · No. 40930

| | |
|---|---|
| SCALE: | AS SHOWN |
| DATE: | 09-02-11 |
| PROJECT No: | 2011-14 |
| FILE No: | 250 EAST 57th STREET |
| DRAWN BY: | I.P. |
| CHECKED BY: | C.K. |
| DWG. No.: | M-105.00 |
| M-105CS.dwg | 9 OF 58 |

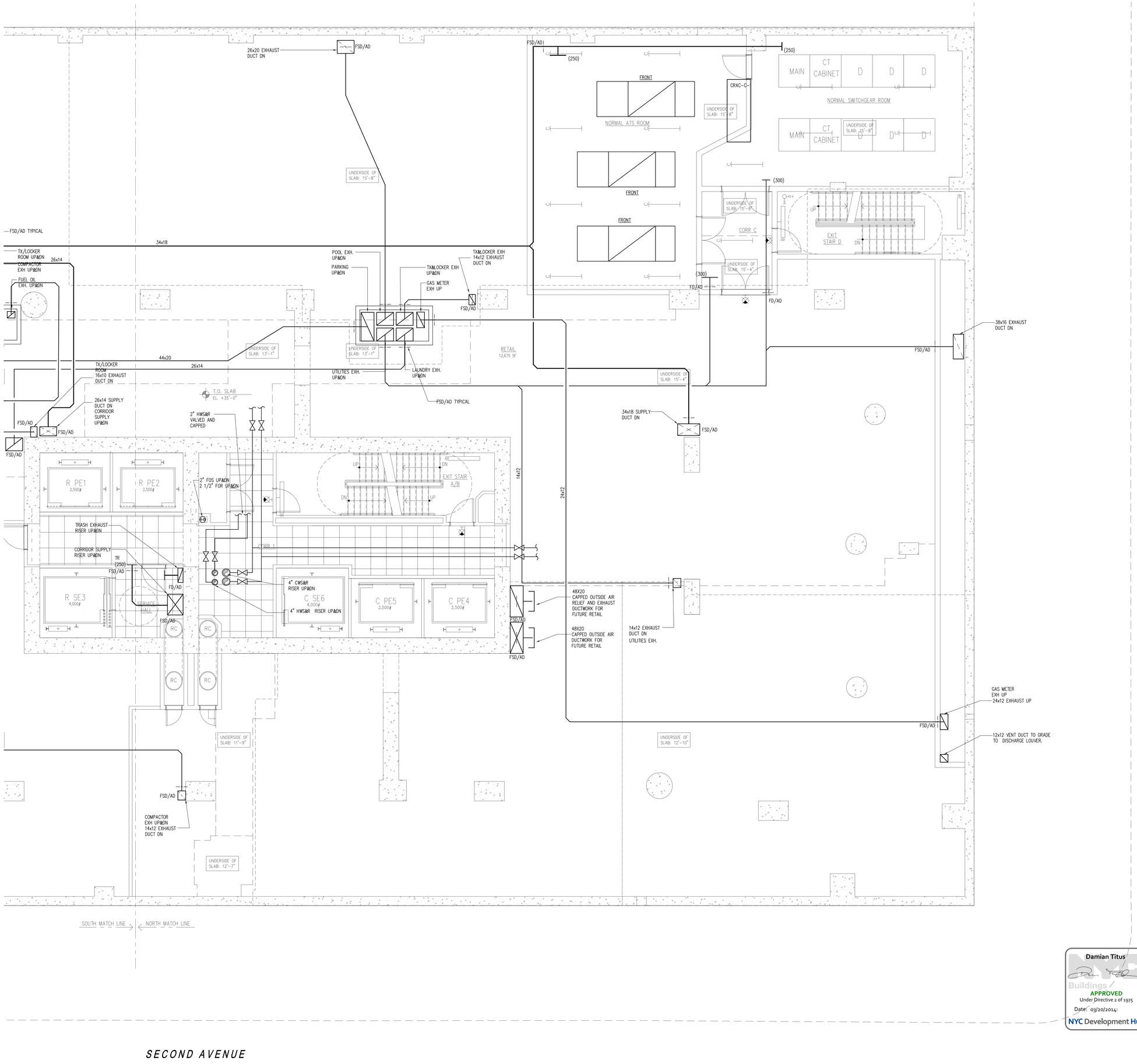


Damian Titus
NYC Buildings
APPROVED
Under Directive 2 of 1975
Date: 03/20/2014:
NYC Development Hub

OWNER:

SNOWPLOW LLC
950 THIRD AVENUE
NEW YORK, NY 10022
TEL.: (212) 486-2000

ARCHITECT OF RECORD:

SLCE*Architects, LLP*
841 BROADWAY
NEW YORK, NY 10003
TEL.: (212) 979-8400
FAX.: (212) 979-8387

DESIGN ARCHITECT:

SOM
14 WALL STREET
NEW YORK, NY 10005
TEL.: 212.298.9336
FAX.: 212.298.9300

STRUCTURAL ENGINEER:

DESIMONE
18 WEST 18th STREET
NEW YORK, NY 10011
TEL.: (212) 532-2211
FAX.: (212) 481-6108

MEP ENGINEER:

WSP · FLACK+KURTZ
512 SEVENTH AVENUE
NEW YORK, NY 10011
TEL.: (212) 532-9600

BUILDING ENVELOPE CONSULTANT:

GMS
GILSANZ MURRAY STEFICEK LLP
129 WEST 27th STREET
NEW YORK, NY 10001
TEL.: (212) 254-0030

| No: | Date: | Revision: |
|---|---|---|
| | 10-10-12 | DOB FILING |
| | 04-20-12 | 100% DD |
| | 10-14-11 | 100% SD |

NORTH ARROW N
SCALE 1/8"=1'-0"
0' 2' 4' 8'

KEY PLAN:

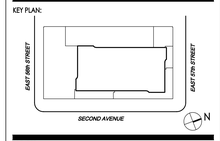


PROJECT:

252 EAST 57th STREET
NEW YORK, NY

TITLE:

MECHANICAL
CELLAR PLAN - NORTH

SEAL & SIGNATURE:

| | |
|---|---|
| SCALE: | AS SHOWN |
| DATE: | 09-02-11 |
| PROJECT No: | 2011-14 |
| FILE No: | 250 EAST 57th STREET |
| DRAWN BY: | I.P. |
| CHECKED BY: | C.K. |
| DWG. No.: | M-106.00 |

M-106CN.dwg 10 OF 58

DEPT OF BLDGS 121305525 Job Number

121453430126 Work Order

EAST 56th STREET

SECOND AVENUE

EXISTING SIGN
EXISTING TREE PIT (TO BE REMOVED)
EXISTING BOLLARD
EXISTING P.M.
EXISTING BOLLARD
NEW TREE PIT
EXISTING TREE PIT (TO BE RELOCATED)
EXISTING SIGN
EXISTING CABLE BOX
EXISTING BOLLARD
EXISTING HYDRANT
EXISTING BOLLARD
EXISTING SIGNAL POLE
EXISTING SIGN
EXISTING PHONE
EXISTING P.M.
EXISTING BOLLARD
EXISTING BOLLARD
EXISTING TREE PIT TO BE EXTENDED
NEW TREE PIT
EXISTING SIGN
EXISTING W.V.
EXISTING HYDRANT
EXISTING BOLLARD
EXISTING LIGHT POLE
EXISTING BUS SHELTER

SLOPE UP
(500)
(500)
??? CLG.: ??? A.F.F.
INSULATION AT UNDERSIDE OF SLAB ABOVE
SERVICE ELEVATOR LOBBY
SE 7 4,000#
ELEVATOR CONTROL ROOM
CONDO BIKE STORAGE
EF-SC-1 (1,000)
12x10
LOADING DOCK
ACT CLG.: 9'-0" A.F.F.
AC-1-4 (400)
CONNECT TO EXHAUST LOUVER 10 SQ. FT. GROSS AREA
CORRIDOR SUPPLY UP&DN
UTILITIES OA UP&DN
CONDO LOBBY UP&DN
TX/LOCKER ROOM UP&DN
COMPACTOR EXH UP&DN
FUEL OIL EXH. UP&DN
POOL EXH. UP&DN
PARKING UP&DN
UNDERSIDE OF SLAB: 18'-11"
GWB CLG.: 9'-0" A.F.F.
CORR 1
ACT CLG.: 9'-0" A.F.F.
STORAGE 2
CART
PR
LFA
ALD
ALD
12x10
28x14
EF-SC-2 (3,000)
VEHICULAR DROP-OFF
(750)
(750)
(750)
(750)
GWB CLG.:
INSULATION AT UNDERSIDE OF SLAB ABOVE
GWB CLG.: 15'-1" A.F.F.
MTL CLG.: 15'-1" A.F.F.
VESTIBULE
GWB CLG.: 16'-1" A.F.F.
GWB RENTAL LOBBY UP&DN 16'-1" A.F.F.
PARKING UP&DN
AC-1-5 (300)
RAMP 1:12
CONDO MAIL ROOM
GWB CLG.: 9'-2" A.F.F.
ACT CLG.: 9'-0" A.F.F.
UTILITIES EXH. UP&DN
PASSAGE
26x14
GWB CLG.: 15'-1" A.F.F.
CD (150)
AC-1-1 (300)
RENTAL MAIL ROOM
MTL CLG.: 10'-9" A.F.F.
CD (150)
CAR LIFT
INSULATION AT UNDERSIDE OF SLAB ABOVE
GWB CLG.:
MTL CLG.: 15'-1" A.F.F.
MTL CLG.: 10'-9" A.F.F.
R PE1 2,500#
R PE2 2,500#
4" HWS&R VALVED AND CAPPED
RAMP 1:12
RENTAL ELEVATOR LOBBY
WC1 ON GWB CLG.
22x8 TRASH EXHAUST RISER UP&DN
32x24 CORRIDOR SUPPLY RISER UP&DN
R SE3 4,000#
BICYCLE HANGER
RC
RC
C SE6 4,000#
C PE5 2,500#
2" FOS UP
2 1/2" FOR UP
2" FOS DN
2 1/2" FOR DN
4" CWS&R
3" CWS&R
4" HWS&R RISER UP&DN
6" CWS&R RISER UP&DN
SERVICE CORRIDOR
EXIT CORR #1
CWS&R VALVED AND CAPPED OUTLETS FOR RETAIL TENANT COOLING OR HEAT PUMPS
ACT CLG.: 9'-0" A.F.F.
EXIT STAIR C
RETAIL TENANT D
1 1/4" CWS&R VALVED AND CAPPED OUTLETS FOR RETAIL TENANT COOLING OR HEAT PUMPS
12x12 TK-2 UP
WD CLG.: 15'-1" A.F.F.
AC-1-2 (2000)
RENTAL LOBBY
UNDERSIDE OF SLAB: 18'-7"
MTL CLG.: 15'-1" A.F.F.
GWB CLG.: 16'-1" A.F.F.
RENTAL VESTIBULE
GWB CLG.: 16'-1" A.F.F.
1 1/4" CWS&R VALVED AND CAPPED OUTLETS FOR RETAIL TENANT COOLING OR HEAT PUMPS
RENTAL PARCEL ROOM
UNDERSIDE OF SLAB: 19'-7"
6" FUEL OIL FILL AND VENT UP
2-1/2" EMERGENCY RELIEF UP

NOTES:
1. DUCTS SHALL BE PROVIDED WITH FSD/AD AT ALL SHAFT PENETRATIONS
2. HWS&R AND CWS&R SHALL BE PROVIDED WITH VALVED AND CAPPED FUTURES.
3. FUTURE RETAIL SPACES SHALL BE PROVIDED WITH LOUVER BAND FOR FRESH AIR AND EXHAUST.
4.

RETAIL ENTRANCE
RENTAL ENTRANCE
RESIDENTIAL SERVICE ENTRANCE
SOUTH MATCH LINE
NORTH MATCH LINE

Damian Titus
Buildings
APPROVED
Under Directive 2 of 1975
Date: 03/20/2014:
NYC Development Hub

OWNER:
SNOWPLOW LLC
950 THIRD AVENUE
NEW YORK, NY 10022
TEL.: (212) 486-2000

ARCHITECT OF RECORD:
SLCE*Architects, LLP*
841 BROADWAY
NEW YORK, NY 10003
TEL.: (212) 979-8400
FAX.: (212) 979-8387

DESIGN ARCHITECT:
SOM
14 WALL STREET
NEW YORK, NY 10005
TEL.: 212.298.9336
FAX.: 212.298.9500

STRUCTURAL ENGINEER:
DESIMONE
18 WEST 18th STREET
NEW YORK, NY 10011
TEL.: (212) 532-2211
FAX.: (212) 481-6108

MEP ENGINEER:
WSP • FLACK+KURTZ
512 SEVENTH AVENUE
NEW YORK, NY 10011
TEL.: (212) 532-9600

BUILDING ENVELOPE CONSULTANT:
GMS
GILSANZ MURRAY STEFICEK LLP
129 WEST 27th STREET
NEW YORK, NY 10001
TEL.: (212) 254-0030

| No: | Date: | Revision: |
|---|---|---|
| | 10-10-12 | DOB FILING |
| | 04-20-12 | 100% DD |
| | 10-14-11 | 100% SD |

NORTH ARROW
SCALE 1/8"=1'-0"
0' 2' 4' 8'

KEY PLAN:
EAST 56th STREET
EAST 57th STREET
SECOND AVENUE
N

PROJECT:
252 EAST 57th STREET
NEW YORK, NY

TITLE:
MECHANICAL
1st FLOOR PLAN - SOUTH

SEAL & SIGNATURE:
STATE OF NEW YORK
LICENSED PROFESSIONAL ENGINEER

| | |
|---|---|
| SCALE: | AS SHOWN |
| DATE: | 09-02-11 |
| PROJECT No: | 2011-14 |
| FILE No: | 250 EAST 57th STREET |
| DRAWN BY: | I.P. |
| CHECKED BY: | C.K. |
| DWG. No.: | M-107.00 |

M-107 1FLS.dwg 11 OF 58

DEPT OF BLDGS 121305323 Job Number

E2534671935 Scan Code

RETAIL TENANT A

RETAIL VEST A

RETAIL ENTRANCE

EXISTING LIGHT POLE

EXISTING T.S.P.

EXISTING TREE PIT TO BE REMOVED

NEW TREE PIT

EXISTING TREE PIT TO BE REMOVED

GRANITE CURB

EXISTING BOLLARD

EXISTING H2O SAMPLE STATION

EXISTING BOLLARD

EXISTING SIGN

EXISTING TREE PIT TO BE EXTENDED

EXISTING CON ED VAULT

EXISTING SIGN

EXISTING SIGNAL POLE

EXISTING MON. COVER

EXISTING PHONE

EXISTING LIGHT POLE

EAST 57th STREET

AC-1-4 (400)

CORRIDOR SUPPLY UP&DN

UTILITIES OA UP&DN

CONDO LOBBY UP&DN

TX/LOCKER ROOM UP&DN

COMPACTOR EXH UP&DN

FUEL OIL EXH. UP&DN

UNDERSIDE OF SLAB: 14'-5"

POOL EXH. UP&DN

PARKING UP&DN

TX&LOCKER EXH UP&DN

TX&LOCKER EXH UP&DN

2" CWS&R VALVED AND CAPPED OUTLETS FOR RETAIL TENANT COOLING OR HEAT PUMPS

ACT CLG.: 9'-0" A.F.F.

CONDO PACKAGE ROOM

12x12 TX-1 UP

CLOSET

EXIT STAIR D

WC CLG.: 11'-3" A.F.F.

CONCIERGE

CONDO VESTIBULE

CONDO LOBBY

GLASS CLG.: 11'-3" A.F.F.

MTL CLG.: 11'-3" A.F.F.

GWB CLG.: 15'-1" A.F.F.

RENTAL LOBBY UP&DN

PARKING UP&DN

AC-1-5 (300)

RAMP 1:12

UTILITIES EXH. UP&DN

PASSAGE

LAUNDRY EXH. UP&DN

GWB CLG.: 9'-2" A.F.F.

CONDO MAIL ROOM

ACT CLG.: 9'-0" A.F.F.

26x14

CONDO STORAGE

2" CWS&R

AC-1-3 (4000)

R PE1 2,500#

R PE2 2,500#

4" HWS&R VALVED AND CAPPED

EXIT STAIR A / B

RENTAL ELEVATOR LOBBY

WC ON GWB CLG.: 22x8" TRASH, EXHAUST RISER UP&DN

32x24 CORRIDOR SUPPLY RISER UP&DN

2" FOS UP 2 1/2" FOR UP

CONDO ELEVATOR LOBBY

WC ON GWB CLG.: 12'-3" A.F.F.

MTL CLG.: 11'-3" A.F.F.

2" FOS DN 2 1/2" FOR DN

R SE3 4,000#

C SE6 4,000#

C PE5 2,500#

C PE4 2,500#

SERVICE HALL

4" CWS&R

FSD/AD

48x20

RETAIL EXHAUST LOUVER 14SQFT GROSS AREA. WITH WMS/FSD (6,500 CFM)

1 1/4" CWS&R VALVED AND CAPPED OUTLETS FOR RETAIL TENANT COOLING OR HEAT PUMPS

3" CWS&R

4" HWS&R RISER UP&DN

6" CWS&R RISER UP&DN

2 1/2" CWS&R

SERVICE CORRIDOR

RETAIL TENANT C

RETAIL TENANT B

48x20

EXIT CORR #1

CWS&R VALVED AND CAPPED OUTLETS FOR RETAIL TENANT COOLING OR HEAT PUMPS

CONDO PACKAGE ROOM

ACT CLG.: 9'-0" A.F.F.

UNDERSIDE OF SLAB: 19'-7"

UNDERSIDE OF SLAB: 17'-4"

UNDERSIDE OF SLAB: 15'-4"

RETAIL ENTRANCE

RENTAL ENTRANCE

RESIDENTIAL SERVICE ENTRANCE

RETAIL ENTRANCE

RETAIL OA INTAKE LOUVER 14SQFT GROSS AREA. WITH WMS/FSD (6,500 CFM)

NOTE:
1. SEE RISER DIAGRAM FOR ADDITIONAL INFORMATION AND SERVICES TO THIS FLOOR.

EXISTING BUS SHELTER

EXISTING BUS TICKET VENDING MACHINES

NEW TREE PIT

EXISTING W.V.

EXISTING HYDRANT

EXISTING BOLLARD

EXISTING BOLLARD

EXISTING LIGHT POLE

EXISTING SIGN

SOUTH MATCH LINE

NORTH MATCH LINE

SECOND AVENUE

Damian Titus

Buildings

APPROVED

Under Directive 2 of 1975

Date: 03/20/2014:

NYC Development Hub

OWNER:

SNOWPLOW LLC

950 THIRD AVENUE
NEW YORK, NY 10022
TEL.: (212) 486-2000

ARCHITECT OF RECORD:

SLCE*Architects, LLP*

841 BROADWAY
NEW YORK, NY 10003
TEL.: (212) 979-8400
FAX.: (212) 979-8387

DESIGN ARCHITECT:

SOM

14 WALL STREET
NEW YORK, NY 10005
TEL.: 212.298.9336
FAX.: 212.298.9500

STRUCTURAL ENGINEER:

DESIMONE

18 WEST 18th STREET
NEW YORK, NY 10011
TEL.: (212) 532-2211
FAX.: (212) 481-6108

MEP ENGINEER:

WSP • FLACK+KURTZ

512 SEVENTH AVENUE
NEW YORK, NY 10011
TEL.: (212) 532-9600

BUILDING ENVELOPE CONSULTANT:

GMS
GILSANZ MURRAY STEFICEK LLP

129 WEST 27th STREET
NEW YORK, NY 10001
TEL.: (212) 254-0030

| No: | Date: | Revision: |
|---|---|---|
| | 10-10-12 | DOB FILING |
| | 04-20-12 | 100% DD |
| | 10-14-11 | 100% SD |

NORTH ARROW

SCALE 1/8"=1'-0"
0' 2' 4' 8'

KEY PLAN:

EAST 56th STREET
EAST 57th STREET
SECOND AVENUE
N

PROJECT:

252 EAST 57th STREET
NEW YORK, NY

TITLE:

MECHANICAL
1st FLOOR PLAN - NORTH

SEAL & SIGNATURE:

STATE OF NEW YORK
DAMIAN SELIM TITUS
No. 030512
LICENSED PROFESSIONAL ENGINEER

| | |
|---|---|
| SCALE: | AS SHOWN |
| DATE: | 09-02-11 |
| PROJECT No: | 2011-14 |
| FILE No: | 250 EAST 57th STREET |
| DRAWN BY: | E.P. |
| CHECKED BY: | C.K. |
| DWG. No.: | M-108.00 |

M-108 1FLN.dwg 12 OF 58

DEPT OF BLDGS 121305523 Job Number
E383536047 Scan Code

EAST 56th STREET

EXISTING BUILDING

SE 7
4,000#

CORRIDOR SUPPLY UP&DN
UTILITIES OA UP&DN
CONDO LOBBY UP&DN
TX/LOCKER ROOM UP&DN
COMPACTOR EXH UP&DN
FUEL-OIL EXH. UP&DN
RENTAL LOBBY UP&DN
PARKING UP&DN

POOL EXH. UP&DN
PARKING UP&DN
TX&LOCK UP&DN
UTILITIES EXH. UP&DN
LAUNDRY EXH. UP&DN

CWS&R PIPING UP TO HEAT PUMP UNITS (TYP)

SKYLIGHT BELOW

24" THICK SLAB

12" THICK SLAB

4" CWS&R VALVED AND CAPPED OUTLETS FOR RETAIL TENANT COOLING

R PE1
2,500#

R PE2
2,500#

C
ELEC. CLOS.
C

UP
DN
EXIT STAIR A / B
DN

2" FOS UP&DN
2 1/2" FOR UP&DN

4" HWS&R VALVED AND CAPPED OUTLETS

TRASH EXHAUST RISER UP&DN

FSD/AD

TR
(300)

R SE3
4,000#

RENTAL SERVICE HALL

STORAGE

C SE6
4,000#

C PE5
2,500#

CORRIDOR SUPPLY RISER UP&DN

4" HWS&R RISER UP&DN

6" CWS&R
2" DRAIN RISER UP&DN

DN
EXIT STAIR C
UP

1" DRAIN
4" CWS
4" CWR

12x12 TX-2
UP TO 3RD FLOOR & DN TO 1ST FLOOR

SKYLIGHT BELOW

MARQUEE BELOW

SOUTH MATCH LINE
NORTH MATCH LINE

SECOND AVENUE

Damian Titus
Buildings
APPROVED
Under Directive 2 of 1975
Date: 03/20/2014:
NYC Development Hub

OWNER:
SNOWPLOW LLC
950 THIRD AVENUE
NEW YORK, NY 10022
TEL.: (212) 486-2000

ARCHITECT OF RECORD:
SLCE*Architects, LLP*
841 BROADWAY
NEW YORK, NY 10003
TEL.: (212) 979-8400
FAX.: (212) 979-8387

DESIGN ARCHITECT:
SOM
14 WALL STREET
NEW YORK, NY 10005
TEL.: 212.298.9336
FAX.: 212.298.9500

STRUCTURAL ENGINEER:
DESIMONE
18 WEST 18th STREET
NEW YORK, NY 10011
TEL.: (212) 532-2211
FAX.: (212) 481-6108

MEP ENGINEER:
WSP · FLACK+KURTZ
512 SEVENTH AVENUE
NEW YORK, NY 10011
TEL.: (212) 532-9600

BUILDING ENVELOPE CONSULTANT:
GMS
GILSANZ MURRAY STEFICEK LLP
129 WEST 27th STREET
NEW YORK, NY 10001
TEL.: (212) 254-0030

| No: | Date: | Revision: |
|---|---|---|
| | 10-10-12 | DOB FILING |
| | 04-20-12 | 100% DD |
| | 10-14-11 | 100% SD |

NORTH ARROW: N
SCALE 1/8"=1'-0"
0' 2' 4' 8'

KEY PLAN:
EAST 56th STREET
EAST 57th STREET
SECOND AVENUE
N

PROJECT:
252 EAST 57th STREET
NEW YORK, NY

TITLE:
MECHANICAL
2rd FLOOR PLAN - SOUTH

SEAL & SIGNATURE:
STATE OF NEW YORK
CHRISTOPHER KURTZ
No. 085151
LICENSED PROFESSIONAL ENGINEER

| | |
|---|---|
| SCALE: | AS SHOWN |
| DATE: | 09-02-11 |
| PROJECT No: | 2011-14 |
| FILE No: | 250 EAST 57th STREET |
| DRAWN BY: | E.P. |
| CHECKED BY: | C.K. |

DWG. No.:
M-109.00
M-109 2FLS.dwg 13 OF 58

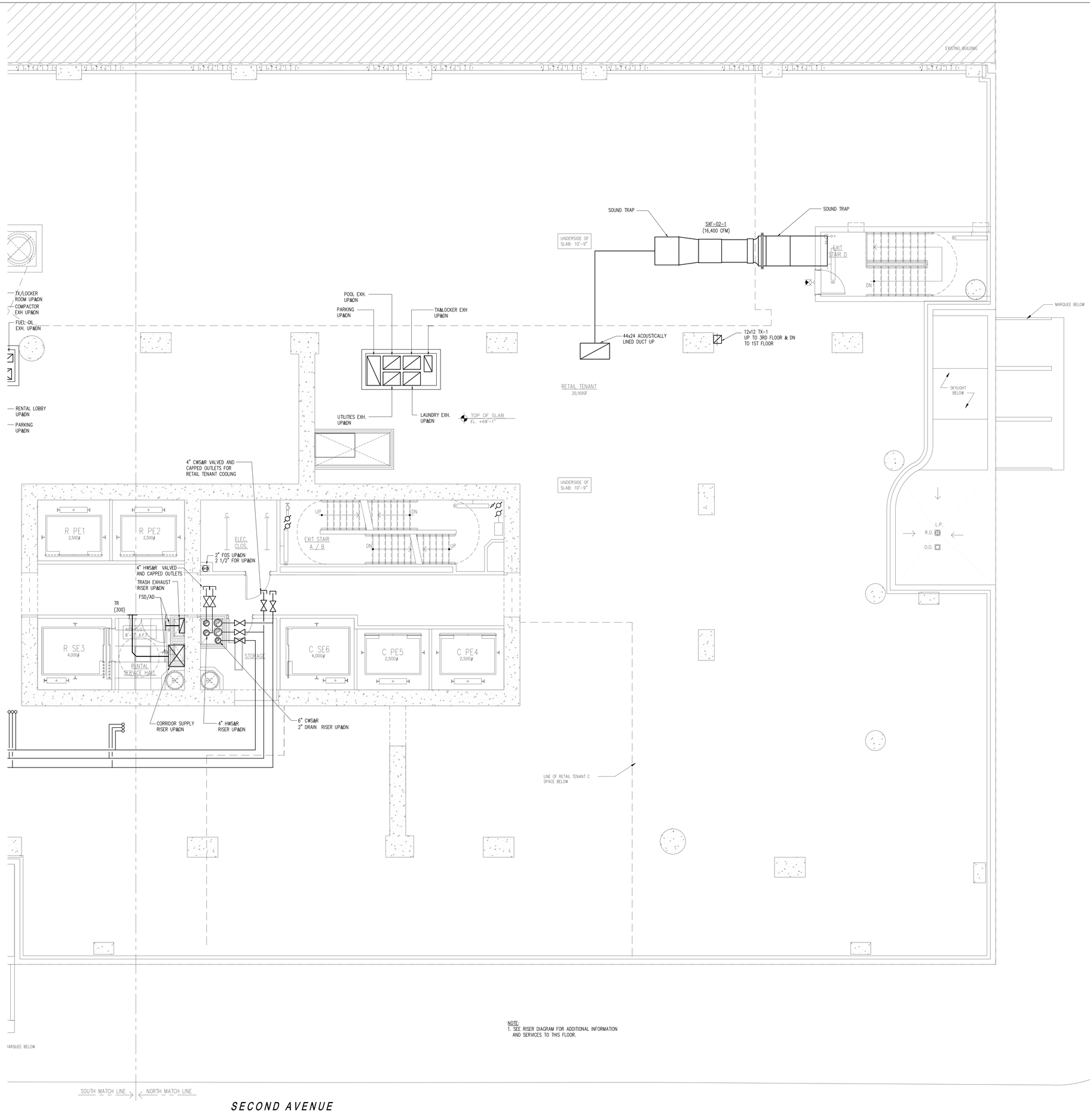


NOTE:
1. SEE RISER DIAGRAM FOR ADDITIONAL INFORMATION AND SERVICES TO THIS FLOOR.

Damian Titus
Buildings
APPROVED
Under Directive 2 of 1975
Date: 03/20/2014:
NYC Development Hub

OWNER:
SNOWPLOW LLC
950 THIRD AVENUE
NEW YORK, NY 10022
TEL.: (212) 486-2000

ARCHITECT OF RECORD:
SLCE*Architects, LLP*
841 BROADWAY
NEW YORK, NY 10003
TEL.: (212) 979-8400
FAX.: (212) 979-8387

DESIGN ARCHITECT:
SOM
14 WALL STREET
NEW YORK, NY 10005
TEL.: 212.298.9336
FAX.: 212.298.9300

STRUCTURAL ENGINEER:
DESIMONE
18 WEST 18th STREET
NEW YORK, NY 10011
TEL.: (212) 532-2211
FAX.: (212) 481-6108

MEP ENGINEER:
WSP · FLACK+KURTZ
512 SEVENTH AVENUE
NEW YORK, NY 10011
TEL.: (212) 532-9600

BUILDING ENVELOPE CONSULTANT:
GMS
GILSANZ MURRAY STEFICEK LLP
129 WEST 27th STREET
NEW YORK, NY 10001
TEL.: (212) 254-0030

| No: | Date: | Revision: |
|---|---|---|
| | 10-10-12 | DOB FILING |
| | 04-20-12 | 100% DD |
| | 10-14-11 | 100% SD |

NORTH ARROW N
SCALE 1/8"=1'-0"
0' 2' 4' 8'

KEY PLAN:

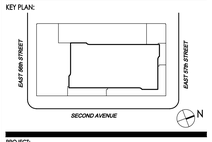


PROJECT:
252 EAST 57th STREET
NEW YORK, NY

TITLE:
MECHANICAL
2rd FLOOR PLAN - NORTH

SEAL & SIGNATURE:

| | |
|---|---|
| SCALE: | AS SHOWN |
| DATE: | 09-02-11 |
| PROJECT No: | 2011-14 |
| FILE No: | 250 EAST 57th STREET |
| DRAWN BY: | I.P. |
| CHECKED BY: | C.K. |
| DWG. No.: | M-110.00 |

M-110 2FLN.dwg 16 OF 58

DEPT OF BLDGS 121305523 Job Number
E396759M00 Scan Code

EAST 56th STREET

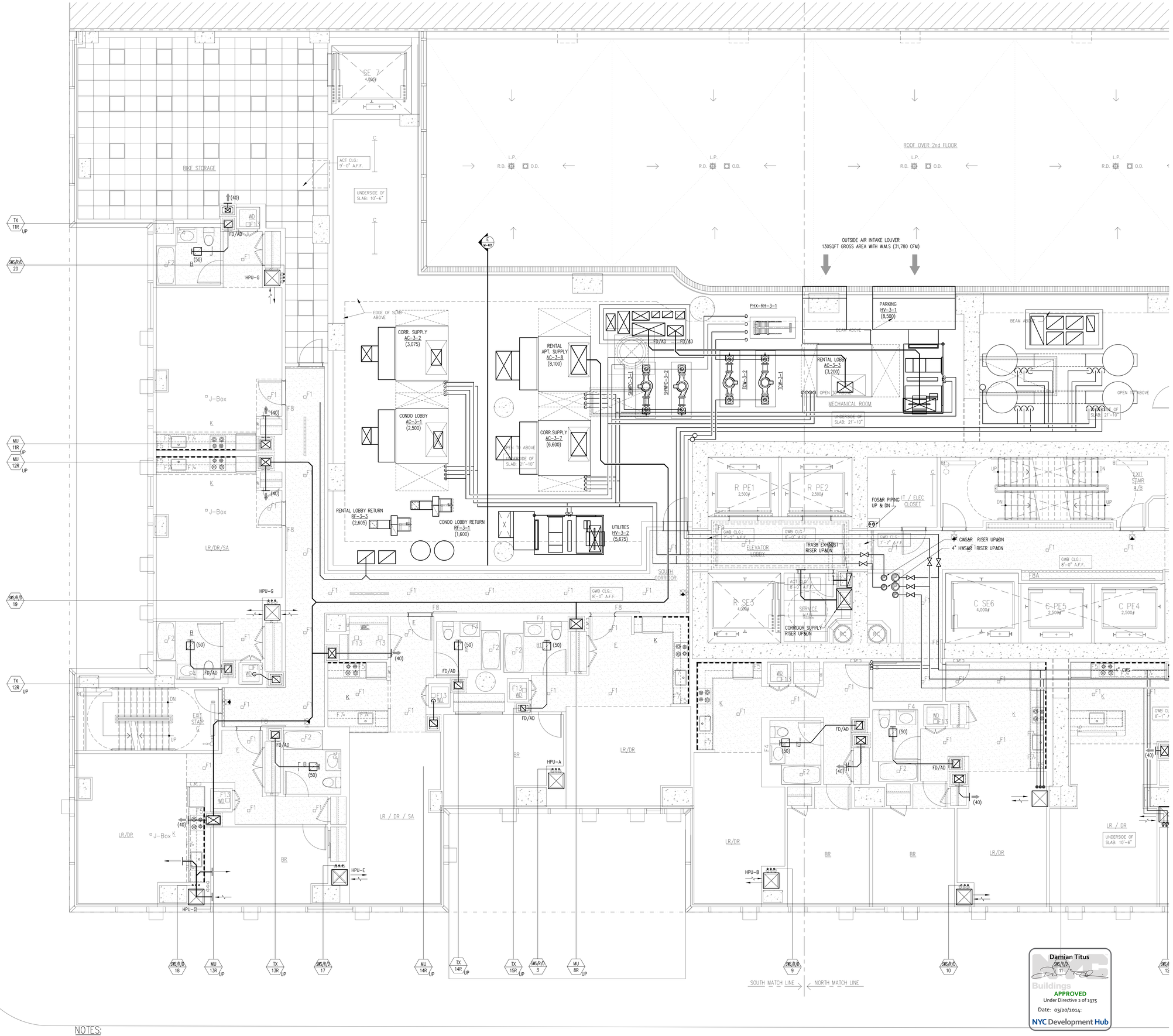


SECOND AVENUE

NOTES:

1. WHERE KX IS NOT INDICATED IN AN APARTMENT, THE KITCHEN IS WITHIN 30' OR LESS TO AN OPERABLE WINDOW AND DOES NOT PASS OVER A SLEEPING AREA.
2. PROVIDE A 2-0 C PIGTOR BRANCH SUPPLY FROM AN MU RISER TO EACH HABITABLE

Damian Titus
Buildings
APPROVED
Under Directive 2 of 1975
Date: 03/20/2014:
NYC Development Hub

OWNER:
SNOWPLOW LLC
950 THIRD AVENUE
NEW YORK, NY 10022
TEL.: (212) 486-2000

ARCHITECT OF RECORD:
SLCE*Architects, LLP*
841 BROADWAY
NEW YORK, NY 10003
TEL.: (212) 979-8400
FAX.: (212) 979-8387

DESIGN ARCHITECT:
SOM
14 WALL STREET
NEW YORK, NY 10005
TEL.: 212.298.9336
FAX.: 212.298.9500

STRUCTURAL ENGINEER:
DESIMONE
18 WEST 18th STREET
NEW YORK, NY 10011
TEL.: (212) 532-2211
FAX.: (212) 481-6108

MEP ENGINEER:
WSP • FLACK+KURTZ
512 SEVENTH AVENUE
NEW YORK, NY 10011
TEL.: (212) 532-9600

BUILDING ENVELOPE CONSULTANT:
GMS
GILSANZ MURRAY STEFICEK LLP
129 WEST 27th STREET
NEW YORK, NY 10001
TEL.: (212) 254-0030

| No.: | Date: | Revision: |
|---|---|---|
| | 10-10-12 | DOB FILING |
| | 04-20-12 | 100% DD |
| | 10-14-11 | 100% SD |

NORTH ARROW: N
SCALE: 1/8"=1'-0"
0' 2' 4' 8'

KEY PLAN:
EAST 56th STREET
EAST 57th STREET
SECOND AVENUE
N

PROJECT:
252 EAST 57th STREET
NEW YORK, NY

TITLE:
MECHANICAL
3rd FLOOR PLAN - SOUTH

SEAL & SIGNATURE:
STATE OF NEW YORK
DAMIAN TITUS
038 037
PROFESSIONAL ENGINEER

| | |
|---|---|
| SCALE: | AS SHOWN |
| DATE: | 09-02-11 |
| PROJECT No: | 2011-14 |
| FILE No: | 250 EAST 57th STREET |
| DRAWN BY: | I.P. |
| CHECKED BY: | C.K. |
| DWG. No.: | M-111.00 |

M-111 3FLS.dwg 15 OF 58

DEPT OF BLDGS 121303523 Job Number
E350 A840049 Work Order

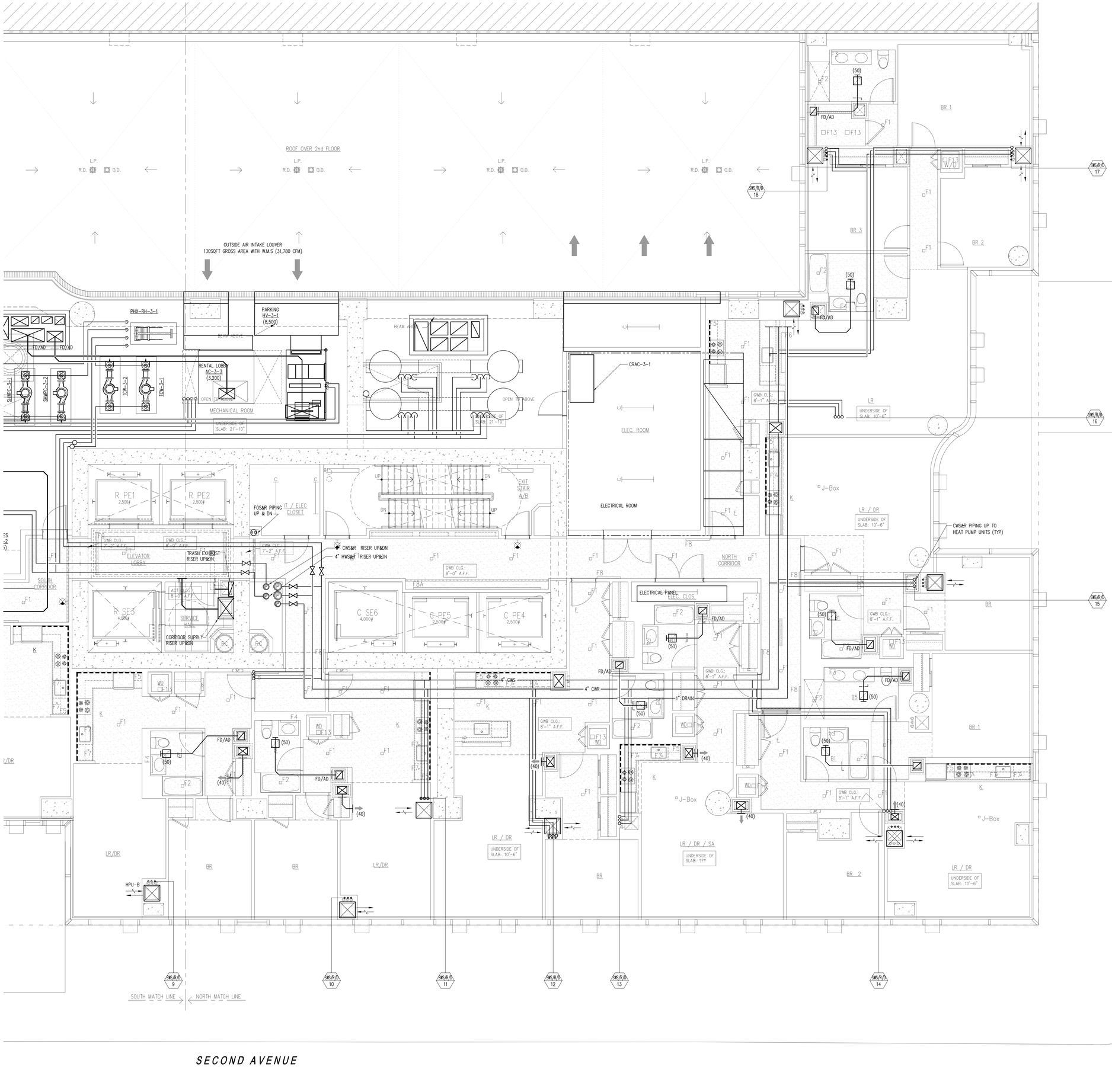


Damian Titus
Buildings
APPROVED
Under Directive 2 of 1975
Date: 09/20/2014:
NYC Development Hub

OWNER:
SNOWPLOW LLC
950 THIRD AVENUE
NEW YORK, NY 10022
TEL.: (212) 486-2000

ARCHITECT OF RECORD:
SLCE*Architects, LLP*
841 BROADWAY
NEW YORK, NY 10003
TEL.: (212) 979-8400
FAX.: (212) 979-8387

DESIGN ARCHITECT:
SOM
14 WALL STREET
NEW YORK, NY 10005
TEL.: 212.298.9336
FAX.: 212.298.9500

STRUCTURAL ENGINEER:
DESIMONE
18 WEST 18th STREET
NEW YORK, NY 10011
TEL.: (212) 532-2211
FAX.: (212) 481-6108

MEP ENGINEER:
WSP • FLACK+KURTZ
512 SEVENTH AVENUE
NEW YORK, NY 10011
TEL.: (212) 532-9600

BUILDING ENVELOPE CONSULTANT:
GMS
GILSANZ MURRAY STEFICEK LLP
129 WEST 27th STREET
NEW YORK, NY 10001
TEL.: (212) 254-0030

| No: | Date: | Revision: |
|---|---|---|
| | 10-10-12 | DOB FILING |
| | 04-20-12 | 100% DD |
| | 10-14-11 | 100% SD |

NORTH ARROW: N
SCALE: 1/8"=1'-0" (0' 2' 4' 8')

KEY PLAN:
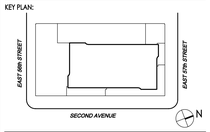


PROJECT:
252 EAST 57th STREET
NEW YORK, NY

TITLE:
MECHANICAL
3rd FLOOR PLAN - NORTH

SEAL & SIGNATURE:

| | |
|---|---|
| SCALE: | AS SHOWN |
| DATE: | 09-20-11 |
| PROJECT No: | 2011-14 |
| FILE No: | 250 EAST 57th STREET |
| DRAWN BY: | I.P. |
| CHECKED BY: | C.K. |
| DWG. No.: | M-112.00 |

M-112 3FLN.dwg 16 OF 58

DEPT OF BLDGS 121305324 Job Number
E1995234056 Scan Code

EAST 56th STREET

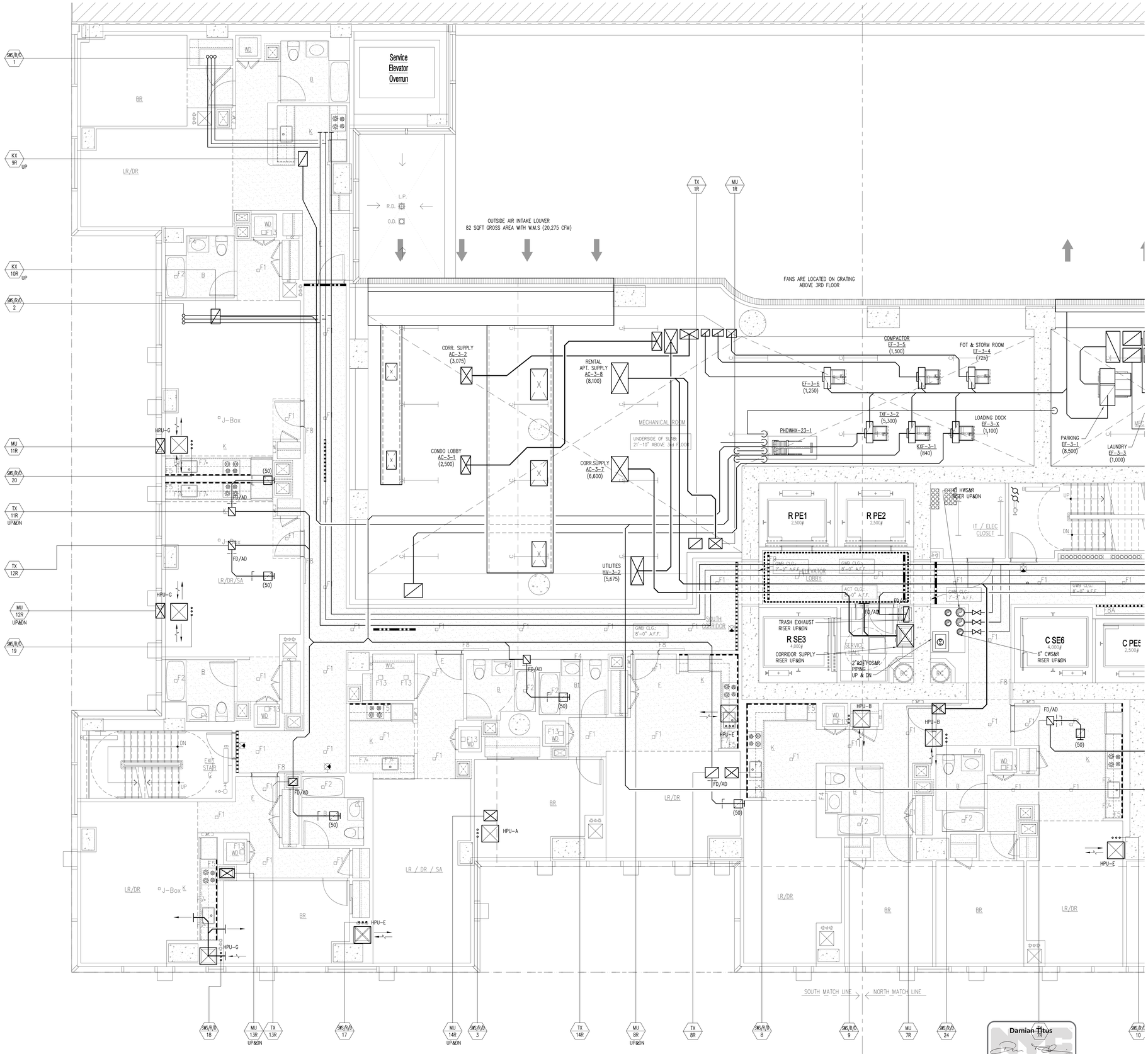


NOTES:

**OWNER:**

SNOWPLOW LLC
950 THIRD AVENUE
NEW YORK, NY 10022
TEL.: (212) 486-2000

**ARCHITECT OF RECORD:**

SLCE*Architects, LLP*
841 BROADWAY
NEW YORK, NY 10003
TEL.: (212) 979-8400
FAX.: (212) 979-8387

**DESIGN ARCHITECT:**

SOM
14 WALL STREET
NEW YORK, NY 10005
TEL.: 212.298.9336
FAX.: 212.298.9500

**STRUCTURAL ENGINEER:**

DESIMONE
18 WEST 18th STREET
NEW YORK, NY 10011
TEL.: (212) 532-2211
FAX.: (212) 481-6108

**MEP ENGINEER:**

WSP · FLACK+KURTZ
512 SEVENTH AVENUE
NEW YORK, NY 10011
TEL.: (212) 532-9600

**BUILDING ENVELOPE CONSULTANT:**

GMS
GILSANZ MURRAY STEFICEK LLP
129 WEST 27th STREET
NEW YORK, NY 10001
TEL.: (212) 254-0030

| No: | Date: | Revision: |
|---|---|---|
| 10-10-12 | | DOB FILING |
| 04-20-12 | | 100% DD |
| 10-14-11 | | 100% SD |

NORTH ARROW: N
SCALE: 1/8"=1'-0" (0' 2' 4' 8')

KEY PLAN:

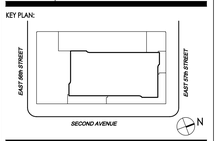


PROJECT:

252 EAST 57th STREET
NEW YORK, NY

TITLE:

MECHANICAL
4th FLOOR PLAN- SOUTH

Damian Titus
NYC Buildings
APPROVED
Under Directive 2 of 1975
Date: 03/20/2014:
NYC Development Hub

SEAL & SIGNATURE:

| | |
|---|---|
| SCALE: | AS SHOWN |
| DATE: | 09-03-11 |
| PROJECT No: | 2011-14 |
| FILE No: | 250 EAST 57th STREET |
| DRAWN BY: | I.P. |
| CHECKED BY: | C.K. |
| DWG. No.: | M-113.00 |

M-113 4FLS.dwg 17 OF 58

DEPT OF BLDGS 121305323 Job Number

E350731378L Scan Code

FANS ARE LOCATED ON GRATING ABOVE 3RD FLOOR

EXHAUST LOUVER
86 SQFT GROSS AREA WITH W.M.S (42,720 CFM)

MU 1R | TX 3R UP | SWS/R/D 20 | SWS/R/D 19 | MU 3R UP | SWS/R/D 16 | TX 15R UP | SWS/R/D 15 | TX 15RA | SWS/R/D 7 | MU 15R | MU 4R | SWS/R/D 14 | TX 4RA | TX 5RA

COMPACTOR EF-3-5 (1,500)
FOT & STORM ROOM EF-3-4 (725)
EF-3-6 (1,250)
TXF-3-2 (5,300)
PHDWHX-23-1
KXF-3-1 (840)
LOADING DOCK EF-3-X (1,100)
PARKING EF-3-1 (8,500)
LAUNDRY EF-3-3 (1,000)
EF-3-2 (5,000)
GAS ROOM EF-3-X (675)
LOCKER RM EF-3-6 (1,250)
MECHANICAL ROOM
MER EF-3-7 (725)
TRASH TRXF-3-1 (1,425)
TXF-3-1 (6,400)
EXIT STAIR A/B
DN UP

R PE1 2,500# | R PE2 2,500#
EHC-1 HWS&R RISER UP&DN
IT / ELEC CLOSET
ELEVATOR LOBBY
GWB CLG.: 7'-2" A.F.F.
GWB CLG.: 8'-0" A.F.F.
ACT CLG.: 10' A.F.F.
FD/AD

TRASH EXHAUST RISER UP&DN
R SE3 4,000#
CORRIDOR SUPPLY RISER UP&DN
SERVICE HALL
2" &/2" FOS&R PIPING UP & DN
C SE6 4,000# 6" CWS&R RISER UP&DN
C PE5 2,500# | C PE4 2,500#
NORTH CORRIDOR
ELEC. CLOS.

BR 1 | BR 2 | BR 3 | BR
LR | LR / DR | LR / DR / SA | LR/DR
UNDERSIDE OF SLAB: 10'-6" | UNDERSIDE OF SLAB: 9'9"
GWB CLG.: 8'-1" A.F.F.
J-Box
HPU-A | HPU-B | HPU-C | HPU-E | HPU-F | HPU-G
WD | RC | (50) | (100)

SOUTH MATCH LINE — NORTH MATCH LINE

SWS/R/D 8 | SWS/R/D 9 | MU 7R | SWS/R/D 24 | TX 7R | SWS/R/D 10 | SWS/R/D 23 | SWS/R/D 11 | KX 6R UP | TX 6R UP | MU 5R UP | MU 6R | SWS/R/D 13 | TX 5R

EAST 57th STREET

SECOND AVENUE

Damian Titus
NYC Buildings
APPROVED
Under Directive 2 of 1975
Date: 03/20/2014:
NYC Development Hub

OWNER:
SNOWPLOW LLC
950 THIRD AVENUE
NEW YORK, NY 10022
TEL.: (212) 486-2000

ARCHITECT OF RECORD:
SLCE*Architects, LLP*
841 BROADWAY
NEW YORK, NY 10003
TEL.: (212) 979-8400
FAX.: (212) 979-8387

DESIGN ARCHITECT:
SOM
14 WALL STREET
NEW YORK, NY 10005
TEL.: 212.298.9336
FAX.: 212.298.9500

STRUCTURAL ENGINEER:
DESIMONE
18 WEST 18th STREET
NEW YORK, NY 10011
TEL.: (212) 532-2211
FAX.: (212) 481-6108

MEP ENGINEER:
WSP • FLACK+KURTZ
512 SEVENTH AVENUE
NEW YORK, NY 10011
TEL.: (212) 532-9600

BUILDING ENVELOPE CONSULTANT:
GMS
GILSANZ MURRAY STEFICEK LLP
129 WEST 27th STREET
NEW YORK, NY 10001
TEL.: (212) 254-0030

| No: | Date: | Revision: |
|---|---|---|
| | 10-10-12 | DOB FILING |
| | 04-20-12 | 100% DD |
| | 10-14-11 | 100% SD |

NORTH ARROW: N
SCALE: 1/8"=1'-0" (0' 2' 4' 8')

KEY PLAN:
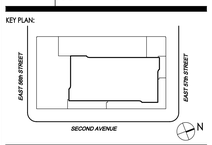


PROJECT:
252 EAST 57th STREET
NEW YORK, NY

TITLE:
MECHANICAL
4th FLOOR PLAN - -NORTH

SEAL & SIGNATURE:
STATE OF NEW YORK — ALEXANDER SEZER — 026855 — LICENSED PROFESSIONAL ENGINEER

| | |
|---|---|
| SCALE: | AS SHOWN |
| DATE: | 09-02-11 |
| PROJECT No: | 2011-14 |
| FILE No: | 250 EAST 57th STREET |
| DRAWN BY: | E.P. |
| CHECKED BY: | C.K. |
| DWG. No.: | M-114.00 |

M-114 4FLN.dwg 18 OF 58

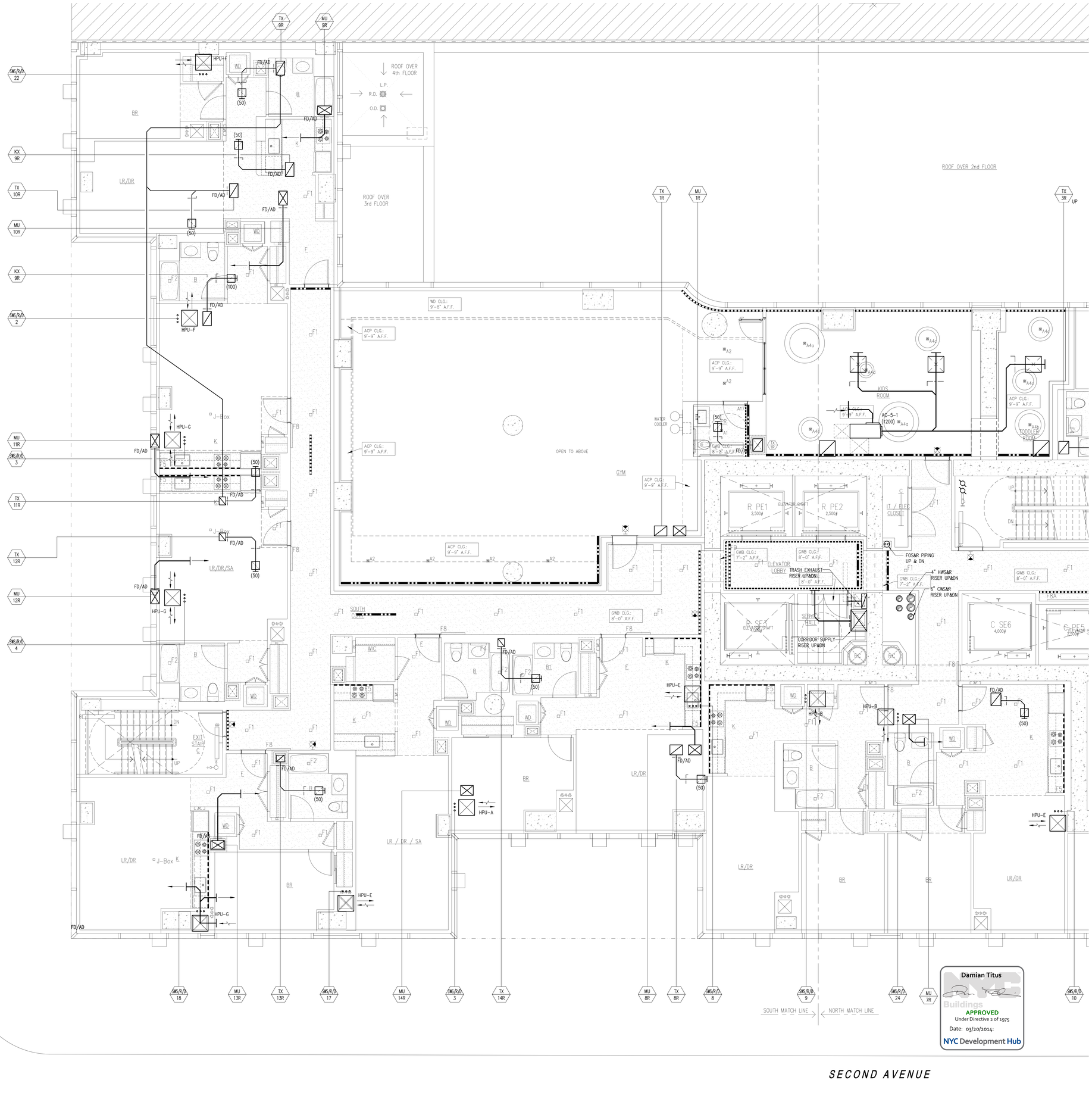


OWNER:

SNOWPLOW LLC

950 THIRD AVENUE
NEW YORK, NY 10022
TEL.: (212) 486-2000

ARCHITECT OF RECORD:

SLCE*Architects, LLP*

841 BROADWAY
NEW YORK, NY 10003
TEL.: (212) 979-8400
FAX.: (212) 979-8387

DESIGN ARCHITECT:

SOM

14 WALL STREET
NEW YORK, NY 10005
TEL.: 212.298.9336
FAX.: 212.298.9500

STRUCTURAL ENGINEER:

DESIMONE

18 WEST 18th STREET
NEW YORK, NY 10011
TEL.: (212) 532-2211
FAX.: (212) 481-6108

MEP ENGINEER:

WSP · FLACK+KURTZ

512 SEVENTH AVENUE
NEW YORK, NY 10011
TEL.: (212) 532-9600

BUILDING ENVELOPE CONSULTANT:

GMS
GILSANZ MURRAY STEFICEK LLP

129 WEST 27th STREET
NEW YORK, NY 10001
TEL.: (212) 254-0030

| No: | Date: | Revision: |
|---|---|---|
| | 10-10-12 | DOB FILING |
| | 04-20-12 | 100% DD |
| | 10-14-11 | 100% SD |

NORTH ARROW

SCALE 1/8"=1'-0"

KEY PLAN:

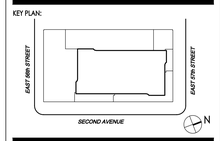


PROJECT:

252 EAST 57th STREET
NEW YORK, NY

TITLE:

MECHANICAL
5th FLOOR PLAN - SOUTH

SEAL & SIGNATURE:

| | |
|---|---|
| SCALE: | AS SHOWN |
| DATE: | 09-02-11 |
| PROJECT No: | 2011-14 |
| FILE No: | 250 EAST 57th STREET |
| DRAWN BY: | I.P. |
| CHECKED BY: | C.K. |
| DWG. No.: | M-115.00 |

M-115 5FLS.dwg 19 OF 58

DEPT OF BLDGS 121305323 Job Number

E-DOCS 253736 Scan Code

ROOF OVER 2nd FLOOR

EAST 57th STREET

SECOND AVENUE

SOUTH MATCH LINE

NORTH MATCH LINE

Damian Titus
Buildings
APPROVED
Under Directive 2 of 1975
Date: 03/20/2014:
NYC Development Hub

OWNER:

SNOWPLOW LLC
950 THIRD AVENUE
NEW YORK, NY 10022
TEL.: (212) 486-2000

ARCHITECT OF RECORD:

SLCE*Architects, LLP*
841 BROADWAY
NEW YORK, NY 10003
TEL.: (212) 979-8400
FAX.: (212) 979-8387

DESIGN ARCHITECT:

SOM
14 WALL STREET
NEW YORK, NY 10005
TEL.: 212.298.9336
FAX.: 212.298.9500

STRUCTURAL ENGINEER:

DESIMONE
18 WEST 18th STREET
NEW YORK, NY 10011
TEL.: (212) 532-2211
FAX.: (212) 481-6108

MEP ENGINEER:

WSP • FLACK+KURTZ
512 SEVENTH AVENUE
NEW YORK, NY 10011
TEL.: (212) 532-9600

BUILDING ENVELOPE CONSULTANT:

GBS
GILSANZ MURRAY STEFICEK LLP
129 WEST 27th STREET
NEW YORK, NY 10001
TEL.: (212) 254-0030

| No: | Date: | Revision: |
|---|---|---|
| | 10-10-12 | DOB FILING |
| | 04-20-12 | 100% DD |
| | 10-14-11 | 100% SD |

NORTH ARROW

SCALE 1/8"=1'-0"
0' 2' 4' 8'

KEY PLAN:

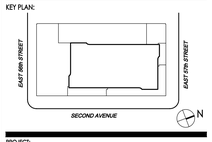


PROJECT:

252 EAST 57th STREET
NEW YORK, NY

TITLE:

MECHANICAL
5th FLOOR PLAN - NORTH

SEAL & SIGNATURE:

| | |
|---|---|
| SCALE: | AS SHOWN |
| DATE: | 09-20-11 |
| PROJECT No: | 2011-14 |
| FILE No: | 250 EAST 57th STREET |
| DRAWN BY: | I.P. |
| CHECKED BY: | C.K. |
| DWG. No.: | M-116.00 |

M-116 5FLN.dwg 20 OF 58

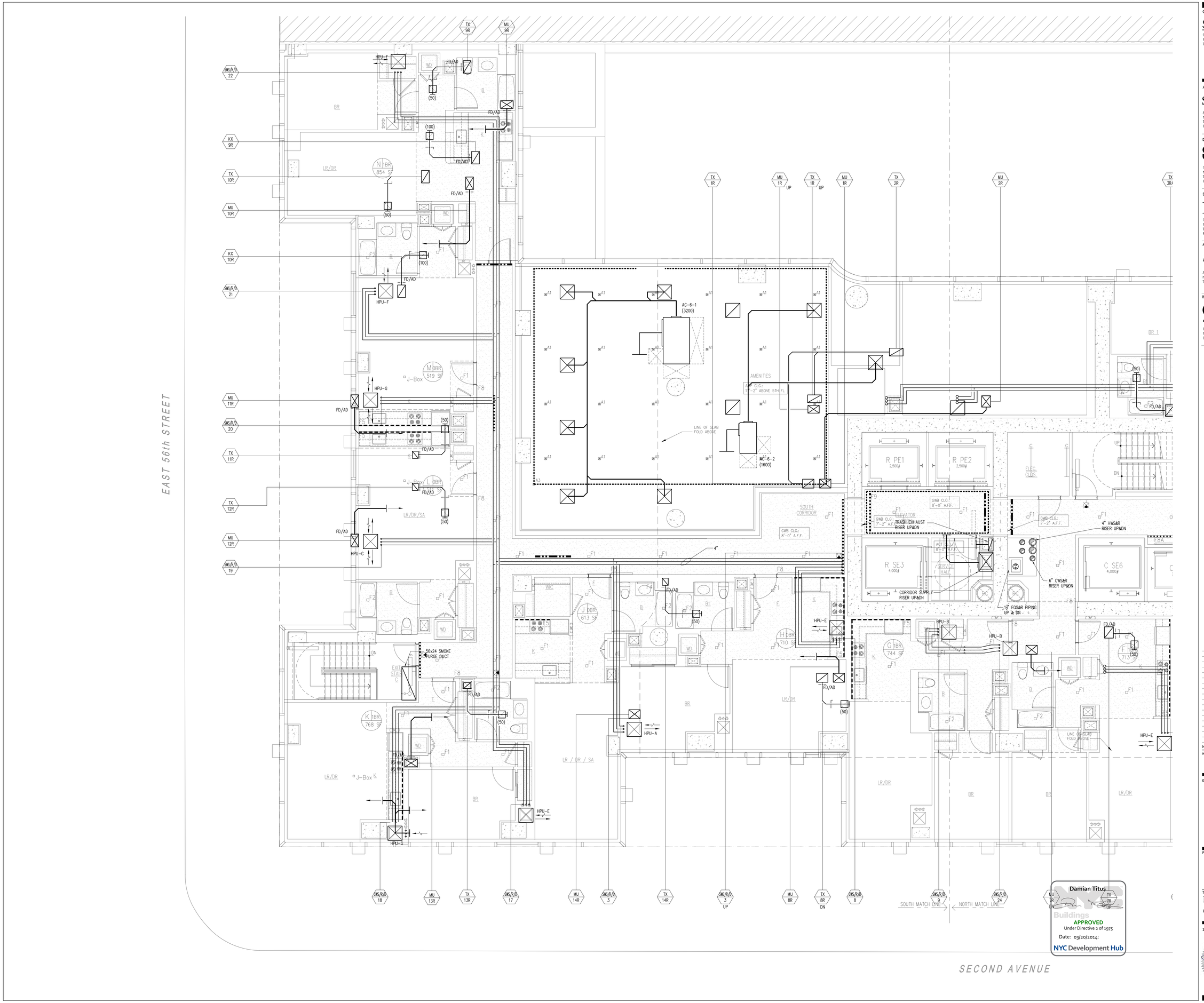


OWNER:

SNOWPLOW LLC

950 THIRD AVENUE
NEW YORK, NY 10022
TEL.: (212) 486-2000

ARCHITECT OF RECORD:

SLCE*Architects, LLP*

841 BROADWAY
NEW YORK, NY 10003
TEL.: (212) 979-8400
FAX.: (212) 979-8387

DESIGN ARCHITECT:

SOM

14 WALL STREET
NEW YORK, NY 10005
TEL.: 212.298.9336
FAX.: 212.298.9300

STRUCTURAL ENGINEER:

DESIMONE

18 WEST 18th STREET
NEW YORK, NY 10011
TEL.: (212) 532-2211
FAX.: (212) 481-6108

MEP ENGINEER:

WSP · FLACK+KURTZ

512 SEVENTH AVENUE
NEW YORK, NY 10011
TEL.: (212) 532-9600

BUILDING ENVELOPE CONSULTANT:

GMS
GILSANZ MURRAY STEFICEK LLP

129 WEST 27th STREET
NEW YORK, NY 10001
TEL.: (212) 254-0030

| No: | Date: | Revision: |
|---|---|---|
| | 10-10-12 | DOB FILING |
| | 04-20-12 | 100% DD |
| | 10-14-11 | 100% SD |

NORTH ARROW

SCALE 1/8"=1'-0"

KEY PLAN:

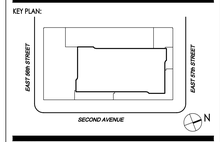


PROJECT:

252 EAST 57th STREET
NEW YORK, NY

TITLE:

MECHANICAL
6th FLOOR PLAN -SOUTH

SEAL & SIGNATURE:

| | |
|---|---|
| SCALE: | AS SHOWN |
| DATE: | 09-02-11 |
| PROJECT No: | 2011-14 |
| FILE No: | 250 EAST 57th STREET |
| DRAWN BY: | I.P. |
| CHECKED BY: | C.K. |
| DWG. No.: | M-117.00 |

M-117.6FLS.dwg 21 OF 58

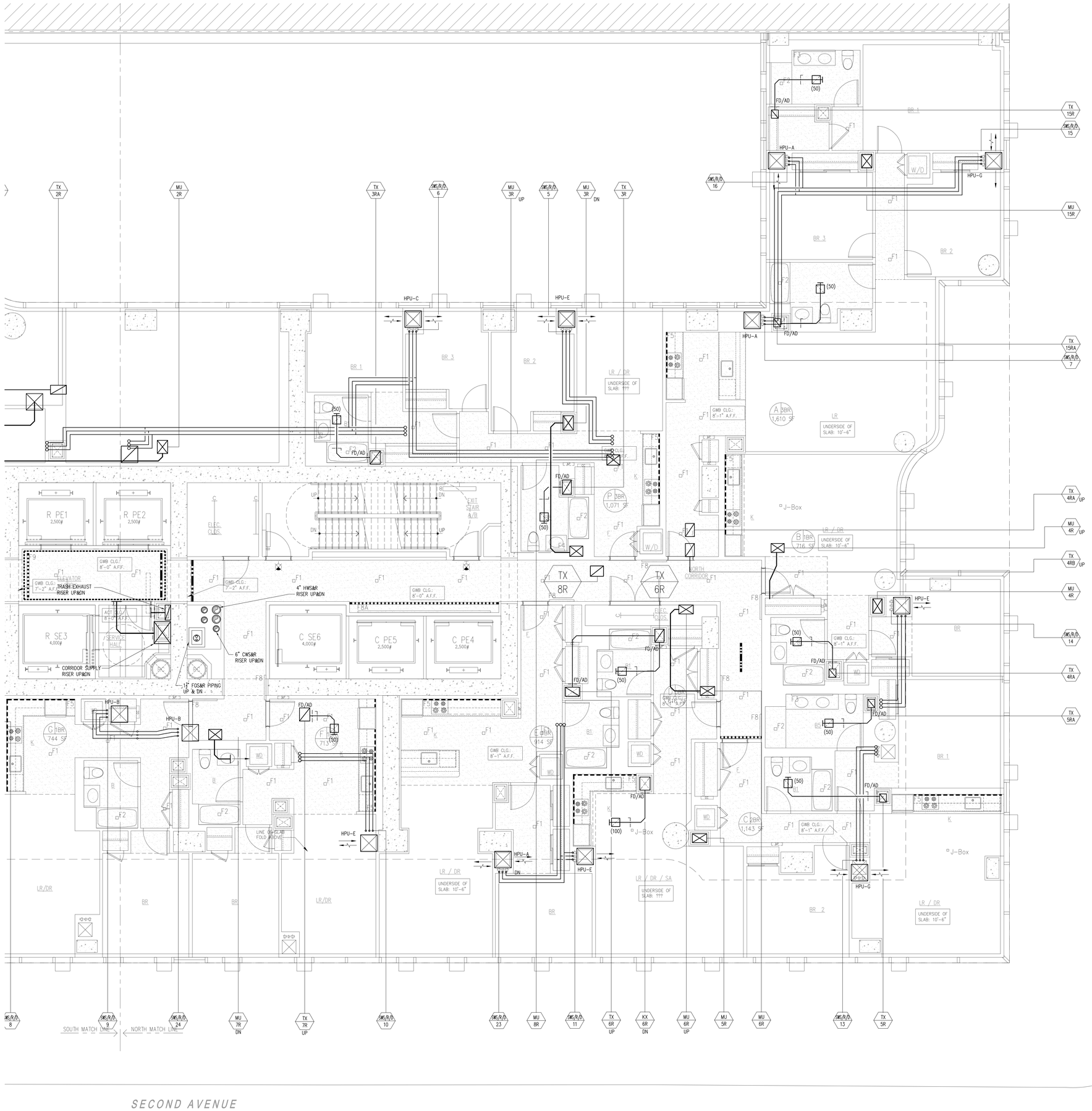


Damian Titus

Buildings

APPROVED

Under Directive 2 of 1975

Date: 03/20/2014:

NYC Development Hub

OWNER:

SNOWPLOW LLC

950 THIRD AVENUE
NEW YORK, NY 10022
TEL.: (212) 486-2000

ARCHITECT OF RECORD:

SLCE*Architects, LLP*

841 BROADWAY
NEW YORK, NY 10003
TEL.: (212) 979-8400
FAX.: (212) 979-8387

DESIGN ARCHITECT:

SOM

14 WALL STREET
NEW YORK, NY 10005
TEL.: 212.298.9336
FAX.: 212.298.9500

STRUCTURAL ENGINEER:

DESIMONE

18 WEST 18th STREET
NEW YORK, NY 10011
TEL.: (212) 532-2211
FAX.: (212) 481-6108

MEP ENGINEER:

WSP · FLACK+KURTZ

512 SEVENTH AVENUE
NEW YORK, NY 10011
TEL.: (212) 532-9600

BUILDING ENVELOPE CONSULTANT:

GMS
GILSANZ MURRAY STEFICEK LLP

129 WEST 27th STREET
NEW YORK, NY 10001
TEL.: (212) 254-0030

| No: | Date: | Revision: |
|---|---|---|
| | 10-10-12 | DOB FILING |
| | 04-20-12 | 100% DD |
| | 10-14-11 | 100% SD |

NORTH ARROW N

SCALE 1/8"=1'-0"

0' 2' 4' 8'

KEY PLAN:

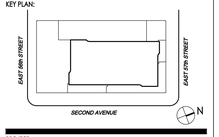


PROJECT:

252 EAST 57th STREET
NEW YORK, NY

TITLE:

MECHANICAL
6th FLOOR PLAN - NORTH

SEAL & SIGNATURE:

STATE OF NEW YORK · LEROY J. STEFICEK · 40 · 40630 · PROFESSIONAL ENGINEER

| | |
|---|---|
| SCALE: | AS SHOWN |
| DATE: | 09-02-11 |
| PROJECT No: | 2011-14 |
| FILE No: | 250 EAST 57th STREET |
| DRAWN BY: | I.P. |
| CHECKED BY: | C.K. |
| DWG. No.: | M-118.00 |

M-118 6FLN.dwg 22 OF 58

DEPT OF BLDGS 121305523 Job Number
E360501347W0 Scan Code

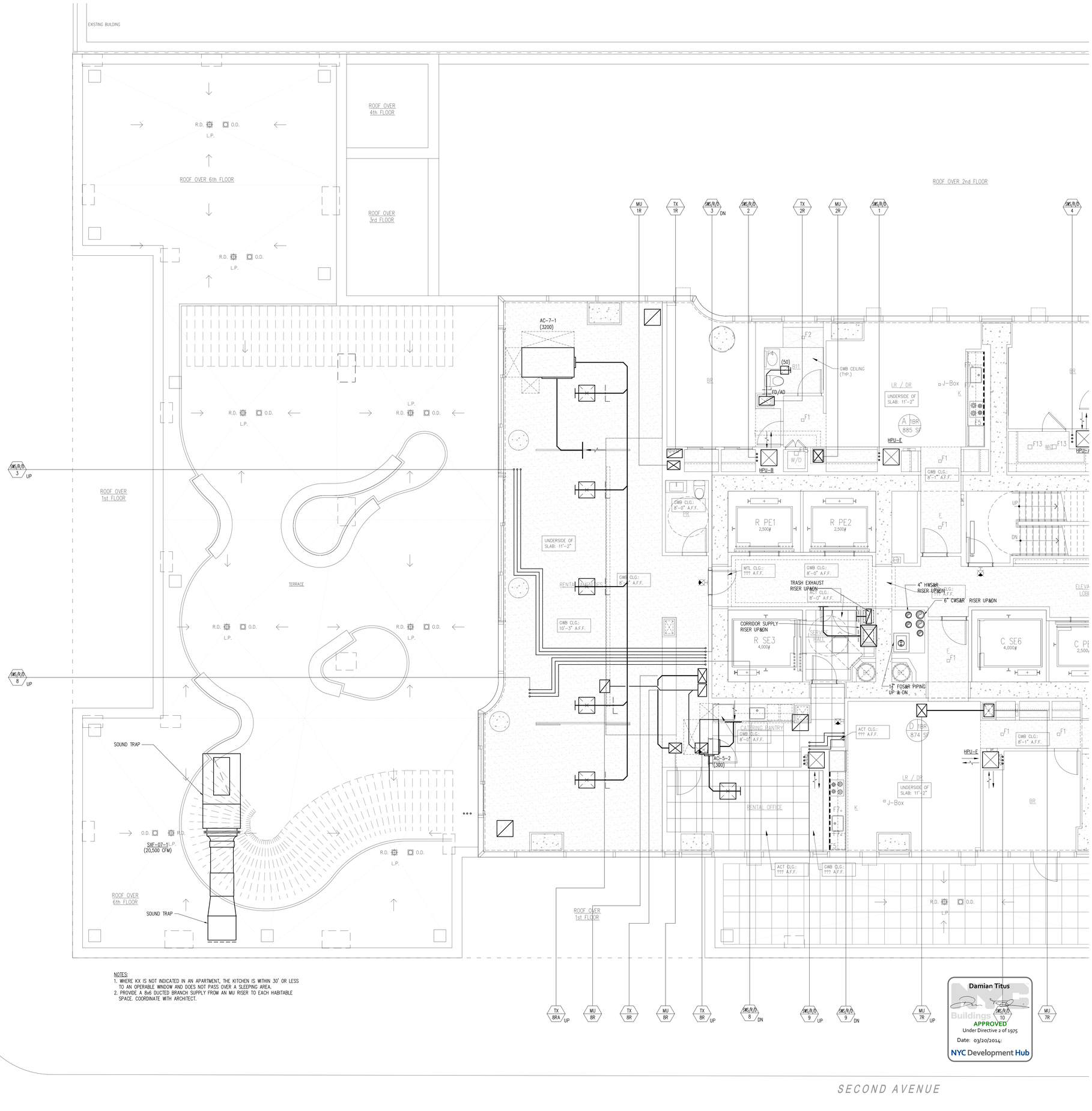


NOTES:
1. WHERE KX IS NOT INDICATED IN AN APARTMENT, THE KITCHEN IS WITHIN 30' OR LESS TO AN OPERABLE WINDOW AND DOES NOT PASS OVER A SLEEPING AREA.
2. PROVIDE A 8x6 DUCTED BRANCH SUPPLY FROM AN MU RISER TO EACH HABITABLE SPACE. COORDINATE WITH ARCHITECT.

Damian Titus
NYC Buildings
APPROVED
Under Directive 2 of 1975
Date: 03/20/2014
NYC Development Hub

OWNER:
SNOWPLOW LLC
950 THIRD AVENUE
NEW YORK, NY 10022
TEL.: (212) 486-2000

ARCHITECT OF RECORD:
SLCE*Architects, LLP*
841 BROADWAY
NEW YORK, NY 10003
TEL.: (212) 979-8400
FAX.: (212) 979-8387

DESIGN ARCHITECT:
SOM
14 WALL STREET
NEW YORK, NY 10005
TEL.: 212.298.9336
FAX.: 212.298.9500

STRUCTURAL ENGINEER:
DESIMONE
18 WEST 18th STREET
NEW YORK, NY 10011
TEL.: (212) 532-2211
FAX.: (212) 481-6108

MEP ENGINEER:
WSP • FLACK+KURTZ
512 SEVENTH AVENUE
NEW YORK, NY 10011
TEL.: (212) 532-9600

BUILDING ENVELOPE CONSULTANT:
GMS
GILSANZ MURRAY STEFICEK LLP
129 WEST 27th STREET
NEW YORK, NY 10001
TEL.: (212) 254-0030

| No: | Date: | Revision: |
|---|---|---|
| | 10-10-12 | DOB FILING |
| | 04-20-12 | 100% DD |
| | 10-14-11 | 100% SD |

NORTH ARROW
SCALE 1/8"=1'-0"
0' 2' 4' 8'

KEY PLAN:
EAST 56th STREET
EAST 57th STREET
SECOND AVENUE
N

PROJECT:
252 EAST 57th STREET
NEW YORK, NY

TITLE:
MECHANICAL
7th FLOOR PLAN - SOUTH

SEAL & SIGNATURE:
STATE OF NEW YORK
CHRISTOPHER KEVIN
LICENSED PROFESSIONAL ENGINEER

| | |
|---|---|
| SCALE: | AS SHOWN |
| DATE: | 09-03-11 |
| PROJECT No: | 2011-14 |
| FILE No: | 250 EAST 57th STREET |
| DRAWN BY: | I.P. |
| CHECKED BY: | C.K. |
| DWG. No.: | M-119.00 |

M-119 7FLS.dwg 23 OF 58

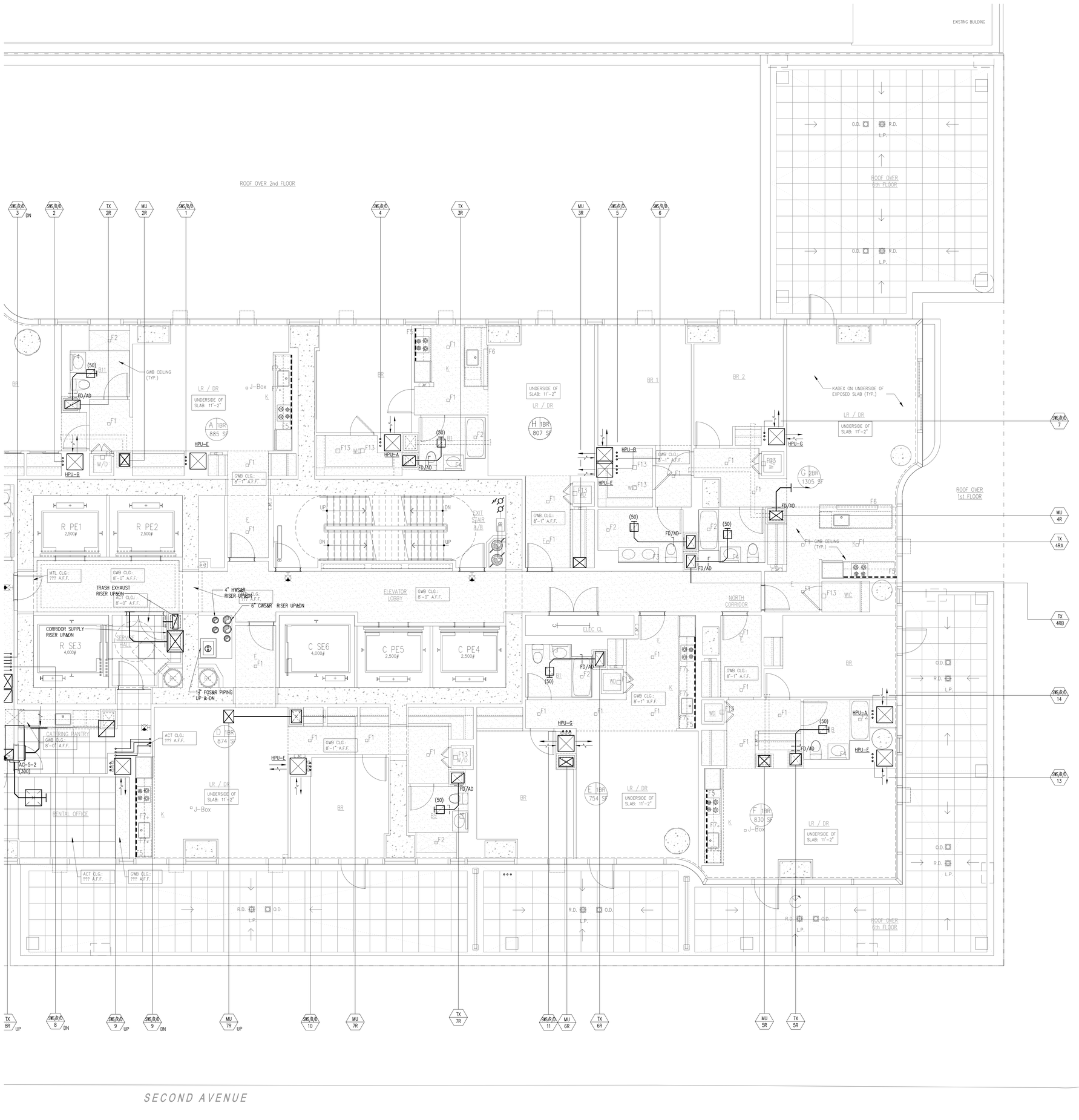


Damian Titus
Buildings
APPROVED
Under Directive 2 of 1975
Date: 03/20/2014:
NYC Development Hub

OWNER:

SNOWPLOW LLC
950 THIRD AVENUE
NEW YORK, NY 10022
TEL.: (212) 486-2000

ARCHITECT OF RECORD:

SLCE*Architects, LLP*
841 BROADWAY
NEW YORK, NY 10003
TEL.: (212) 979-8400
FAX.: (212) 979-8387

DESIGN ARCHITECT:

SOM
14 WALL STREET
NEW YORK, NY 10005
TEL.: 212.298.9336
FAX.: 212.298.9300

STRUCTURAL ENGINEER:

DESIMONE
18 WEST 18th STREET
NEW YORK, NY 10011
TEL.: (212) 532-2211
FAX.: (212) 481-6108

MEP ENGINEER:

WSP · FLACK+KURTZ
512 SEVENTH AVENUE
NEW YORK, NY 10011
TEL.: (212) 532-9600

BUILDING ENVELOPE CONSULTANT:

GMS
GILSANZ MURRAY STEFICEK LLP
129 WEST 27th STREET
NEW YORK, NY 10001
TEL.: (212) 254-0030

| No: | Date: | Revision: |
|---|---|---|
| | 10-10-12 | DOB FILING |
| | 04-20-12 | 100% DD |
| | 10-14-11 | 100% SD |

NORTH ARROW N
SCALE 1/8"=1'-0"
0' 2' 4' 8'

KEY PLAN:

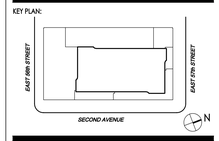


PROJECT:

252 EAST 57th STREET
NEW YORK, NY

TITLE:

MECHANICAL
7th FLOOR PLAN - NORTH

SEAL & SIGNATURE:

| | |
|---|---|
| SCALE: | AS SHOWN |
| DATE: | 09-02-11 |
| PROJECT No: | 2011-14 |
| FILE No: | 250 EAST 57th STREET |
| DRAWN BY: | I.P. |
| CHECKED BY: | C.K. |
| DWG. No.: | M-120.00 |

M-120 7FLN.dwg 24 OF 58

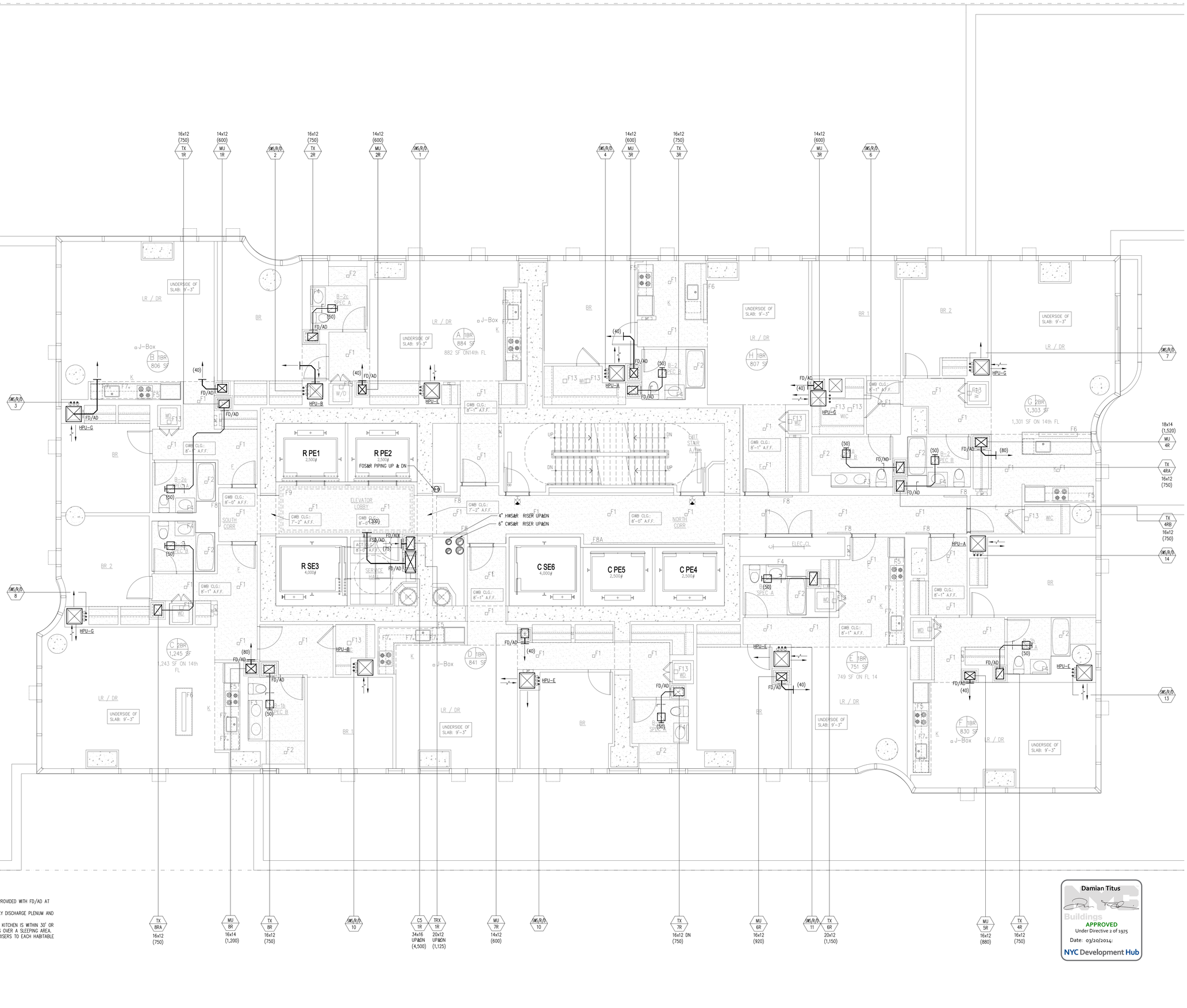


SHALL BE PROVIDED WITH FD/AD AT
PER (SBD)
WITH TWO WAY DISCHARGE PLENUM AND
S.
RTMENT, THE KITCHEN IS WITHIN 30' OR
ES NOT PASS OVER A SLEEPING AREA.
/ FROM MU RISERS TO EACH HABITABLE

Damian Titus
Buildings
APPROVED
Under Directive 2 of 1975
Date: 03/20/2014:
NYC Development Hub

OWNER:

SNOWPLOW LLC
950 THIRD AVENUE
NEW YORK, NY 10022
TEL.: (212) 486-2000

ARCHITECT OF RECORD:

SLCE*Architects, LLP*
841 BROADWAY
NEW YORK, NY 10003
TEL.: (212) 979-8400
FAX.: (212) 979-8387

DESIGN ARCHITECT:

SOM
14 WALL STREET
NEW YORK, NY 10005
TEL.: 212.298.9336
FAX.: 212.298.9500

STRUCTURAL ENGINEER:

DESIMONE
18 WEST 18th STREET
NEW YORK, NY 10011
TEL.: (212) 532-2211
FAX.: (212) 481-6108

MEP ENGINEER:

WSP · FLACK+KURTZ
512 SEVENTH AVENUE
NEW YORK, NY 10011
TEL.: (212) 532-9600

BUILDING ENVELOPE CONSULTANT:

GMS
GILSANZ MURRAY STEFICEK LLP
129 WEST 27th STREET
NEW YORK, NY 10001
TEL.: (212) 254-0030

| No: | Date: | Revision: |
|---|---|---|
| | 10-10-12 | DOB FILING |
| | 04-20-12 | 100% DD |
| | 10-14-11 | 100% SD |

NORTH ARROW N
SCALE 1/8"=1'-0"
0' 2' 4' 8'

KEY PLAN:

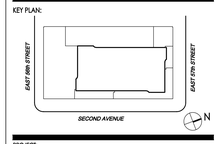


PROJECT:

252 EAST 57th STREET
NEW YORK, NY

TITLE:

MECHANICAL
8th - 13th FLOOR PLANS

SEAL & SIGNATURE:

STATE OF NEW YORK · LICENSED PROFESSIONAL ENGINEER · 10. 2013

| | |
|---|---|
| SCALE: | AS SHOWN |
| DATE: | 09-02-11 |
| PROJECT No: | 2011-14 |
| FILE No: | 250 EAST 57th STREET |
| DRAWN BY: | I.P. |
| CHECKED BY: | C.K. |
| DWG. No.: | M-121.00 |

M-121_8-13.dwg 25 OF 58

DEPT OF BLDGS 121305323 Job Number
ES5480539W Scan Code

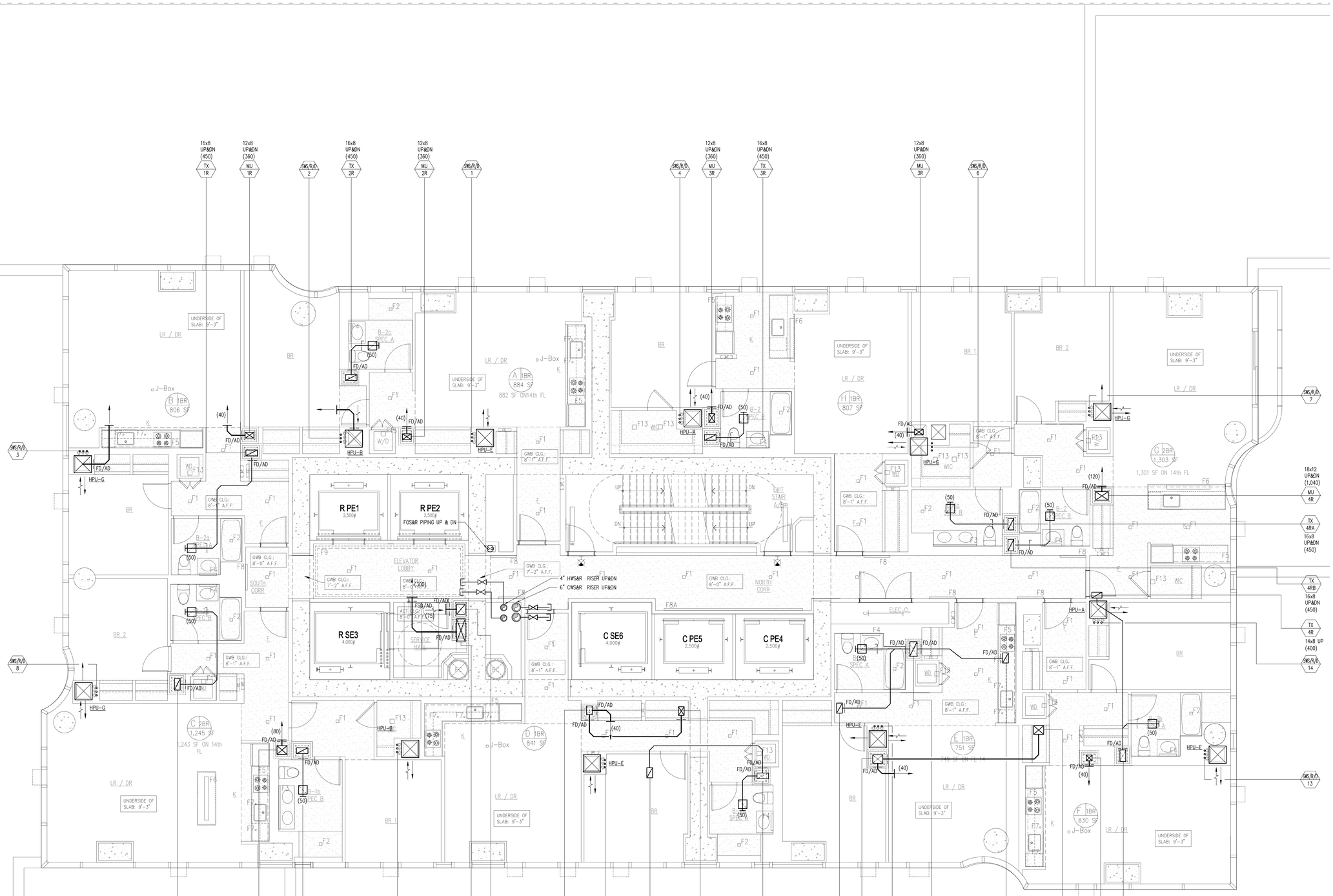


NT, THE KITCHEN IS WITHIN 30' OR LESS
SS OVER A SLEEPING AREA.
OM AN MU RISER TO EACH HABITABLE

Damian Titus
NYC Buildings
APPROVED
Under Directive 2 of 1975
Date: 03/20/2014:
NYC Development Hub

OWNER:
SNOWPLOW LLC
950 THIRD AVENUE
NEW YORK, NY 10022
TEL.: (212) 486-2000

ARCHITECT OF RECORD:
SLCE*Architects, LLP*
841 BROADWAY
NEW YORK, NY 10003
TEL.: (212) 979-8400
FAX.: (212) 979-8387

DESIGN ARCHITECT:
SOM
14 WALL STREET
NEW YORK, NY 10005
TEL.: 212.298.9336
FAX.: 212.298.9500

STRUCTURAL ENGINEER:
DESIMONE
18 WEST 18th STREET
NEW YORK, NY 10011
TEL.: (212) 532-2211
FAX.: (212) 481-6108

MEP ENGINEER:
WSP • FLACK+KURTZ
512 SEVENTH AVENUE
NEW YORK, NY 10011
TEL.: (212) 532-9600

BUILDING ENVELOPE CONSULTANT:
GMS
GILSANZ MURRAY STEFICEK LLP
129 WEST 27th STREET
NEW YORK, NY 10001
TEL.: (212) 254-0030

| No.: | Date: | Revision: |
|---|---|---|
| | 10-10-12 | DOB FILING |
| | 04-20-12 | 100% DD |
| | 10-14-11 | 100% SD |

NORTH ARROW: N
SCALE: 1/8"=1'-0"
0' 2' 4' 8'

KEY PLAN:
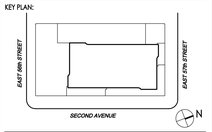


PROJECT:
252 EAST 57th STREET
NEW YORK, NY

TITLE:
MECHANICAL
14th FLOOR PLAN

SEAL & SIGNATURE:

| | |
|---|---|
| SCALE: | AS SHOWN |
| DATE: | 09-02-11 |
| PROJECT No: | 2011-14 |
| FILE No: | 250 EAST 57th STREET |
| DRAWN BY: | I.P. |
| CHECKED BY: | C.K. |
| DWG. No.: | M-122.00 |

M-122_14.dwg | 26 OF 58

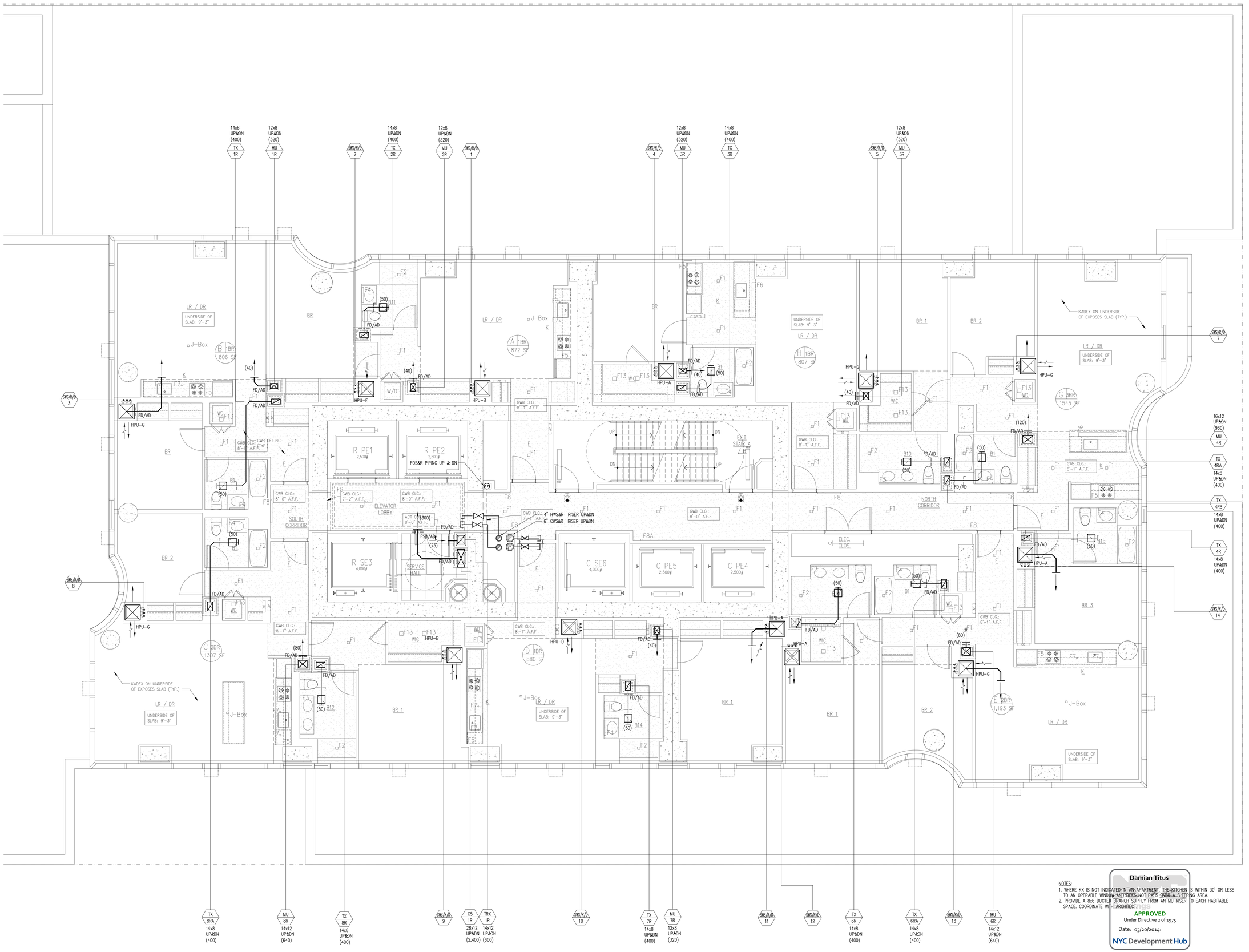


NOTES:
1. WHERE KX IS NOT INDICATED IN AN APARTMENT, THE KITCHEN IS WITHIN 30' OR LESS TO AN OPERABLE WINDOW AND DOES NOT PASS OVER A SLEEPING AREA.
2. PROVIDE A 8x6 DUCTED BRANCH SUPPLY FROM AN MU RISER TO EACH HABITABLE SPACE. COORDINATE WITH ARCHITECT.

Damian Titus
APPROVED
Under Directive 2 of 1975
Date: 03/20/2014:
NYC Development Hub

OWNER:
SNOWPLOW LLC
950 THIRD AVENUE
NEW YORK, NY 10022
TEL.: (212) 486-2000

ARCHITECT OF RECORD:
SLCE*Architects, LLP*
841 BROADWAY
NEW YORK, NY 10003
TEL.: (212) 979-8400
FAX.: (212) 979-8387

DESIGN ARCHITECT:
SOM
14 WALL STREET
NEW YORK, NY 10005
TEL.: 212.298.9336
FAX.: 212.298.9300

STRUCTURAL ENGINEER:
DESIMONE
18 WEST 18th STREET
NEW YORK, NY 10011
TEL.: (212) 532-2211
FAX.: (212) 481-6108

MEP ENGINEER:
WSP · FLACK+KURTZ
512 SEVENTH AVENUE
NEW YORK, NY 10011
TEL.: (212) 532-9600

BUILDING ENVELOPE CONSULTANT:
GMS
GILSANZ MURRAY STEFICEK LLP
129 WEST 27th STREET
NEW YORK, NY 10001
TEL.: (212) 254-0030

| No: | Date: | Revision: |
|---|---|---|
| | 10-10-12 | DOB FILING |
| | 04-20-12 | 100% DD |
| | 10-14-11 | 100% SD |

NORTH ARROW N
SCALE 1/8"=1'-0"
0' 2' 4' 8'

KEY PLAN:
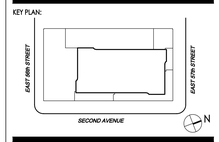


PROJECT:
252 EAST 57th STREET
NEW YORK, NY

TITLE:
MECHANICAL
15th - 21nd FLOOR PLANS

SEAL & SIGNATURE:
STATE OF NEW YORK · REGISTERED PROFESSIONAL ENGINEER · No. 40303

| | |
|---|---|
| SCALE: | AS SHOWN |
| DATE: | 09-02-11 |
| PROJECT No: | 2011-14 |
| FILE No: | 250 EAST 57th STREET |
| DRAWN BY: | I.P. |
| CHECKED BY: | C.K. |
| DWG. No.: | M-123.00 |

M-123_15-21.dwg 27 OF 58

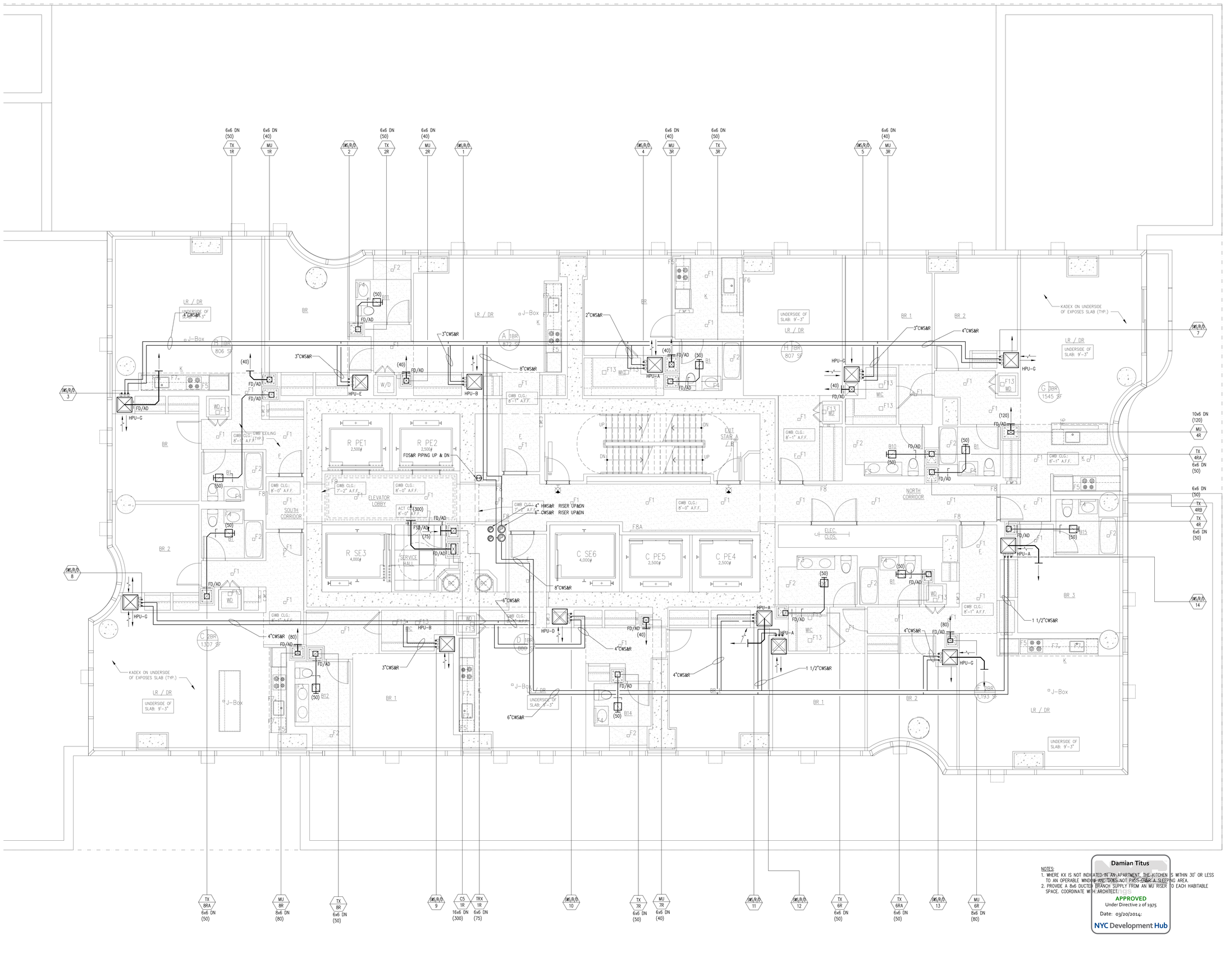


NOTES:
1. WHERE KX IS NOT INDICATED IN AN APARTMENT, THE KITCHEN IS WITHIN 30' OR LESS TO AN OPERABLE WINDOW AND DOES NOT PASS OVER A SLEEPING AREA.
2. PROVIDE A 8x6 DUCTED BRANCH SUPPLY FROM AN MU RISER TO EACH HABITABLE SPACE. COORDINATE WITH ARCHITECT.

Damian Titus
APPROVED
Under Directive 2 of 1975
Date: 03/20/2014:
NYC Development Hub

OWNER:
SNOWPLOW LLC
950 THIRD AVENUE
NEW YORK, NY 10022
TEL.: (212) 486-2000

ARCHITECT OF RECORD:
SLCE*Architects, LLP*
841 BROADWAY
NEW YORK, NY 10003
TEL.: (212) 979-8400
FAX.: (212) 979-8387

DESIGN ARCHITECT:
SOM
14 WALL STREET
NEW YORK, NY 10005
TEL.: 212.298.9336
FAX.: 212.298.9300

STRUCTURAL ENGINEER:
DESIMONE
18 WEST 18th STREET
NEW YORK, NY 10011
TEL.: (212) 532-2211
FAX.: (212) 481-6108

MEP ENGINEER:
WSP · FLACK+KURTZ
512 SEVENTH AVENUE
NEW YORK, NY 10011
TEL.: (212) 532-9600

BUILDING ENVELOPE CONSULTANT:
GMS
GILSANZ MURRAY STEFICEK LLP
129 WEST 27th STREET
NEW YORK, NY 10001
TEL.: (212) 254-0030

| No: | Date: | Revision: |
|---|---|---|
| | 10-10-12 | DOB FILING |
| | 04-20-12 | 100% DD |
| | 10-14-11 | 100% SD |

NORTH ARROW N
SCALE 1/8"=1'-0"
0' 2' 4' 8'

KEY PLAN:
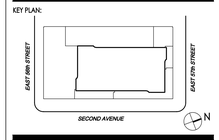


PROJECT:
252 EAST 57th STREET
NEW YORK, NY

TITLE:
MECHANICAL
22nd FLOOR PLAN

SEAL & SIGNATURE:
STATE OF NEW YORK · STATE OF NEW YORK · 10 · 40203 · LICENSED PROFESSIONAL ENGINEER

| | |
|---|---|
| SCALE: | AS SHOWN |
| DATE: | 09-02-11 |
| PROJECT No: | 2011-14 |
| FILE No: | 250 EAST 57th STREET |
| DRAWN BY: | I.P. |
| CHECKED BY: | C.K. |
| DWG. No.: | M-124.00 |
| M-124_22.dwg | 28 OF 58 |

DEPT OF BLDGS 121305523 Job Number

IES14.0809.06 Scan Code

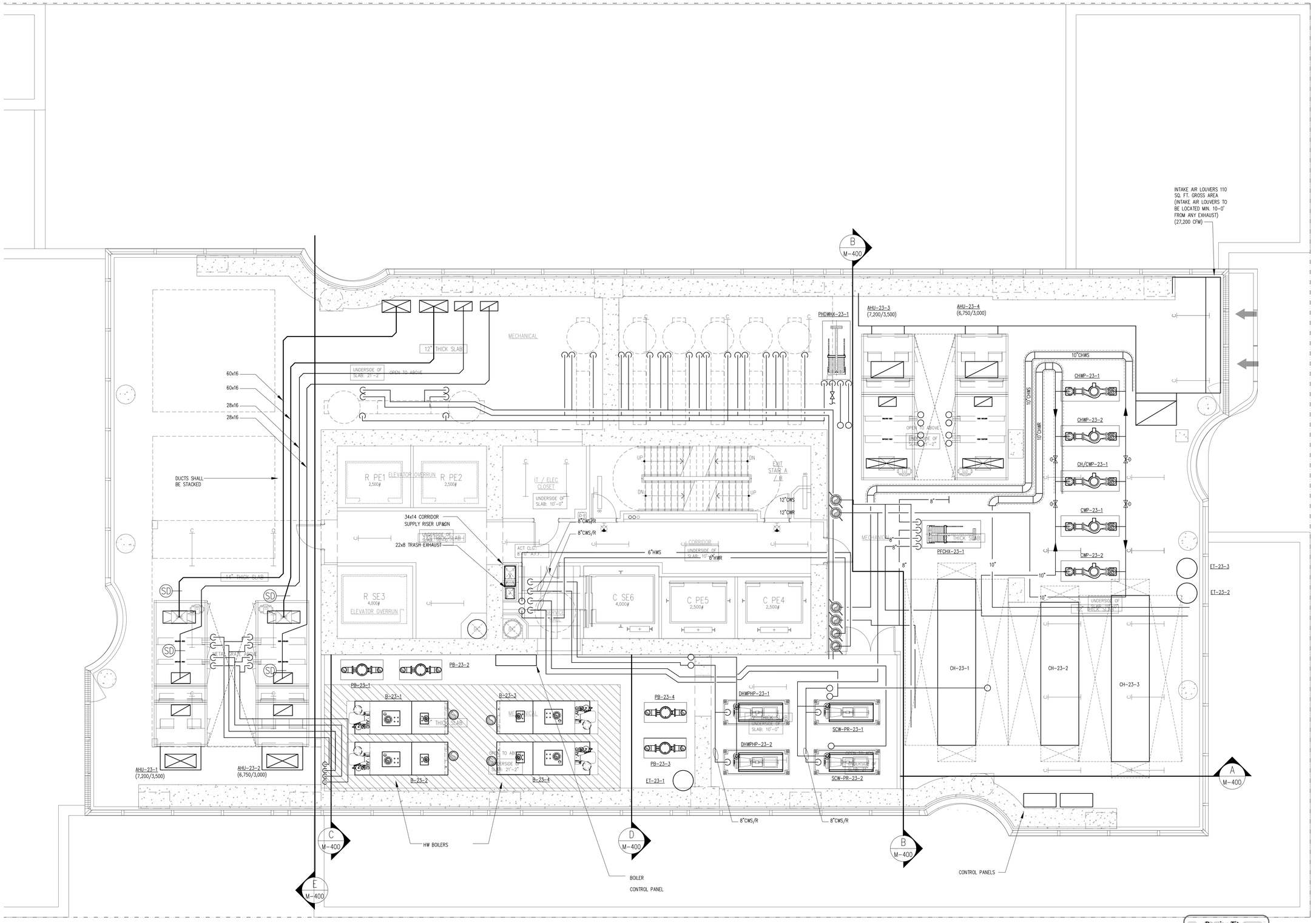



OWNER:

SNOWPLOW LLC

950 THIRD AVENUE
NEW YORK, NY 10022
TEL.: (212) 486-2000

ARCHITECT OF RECORD:

SLCE*Architects, LLP*

841 BROADWAY
NEW YORK, NY 10003
TEL.: (212) 979-8400
FAX.: (212) 979-8387

DESIGN ARCHITECT:

SOM

14 WALL STREET
NEW YORK, NY 10005
TEL.: 212.298.9336
FAX.: 212.298.9500

STRUCTURAL ENGINEER:

DESIMONE

18 WEST 18th STREET
NEW YORK, NY 10011
TEL.: (212) 532-2211
FAX.: (212) 481-6108

MEP ENGINEER:

WSP • FLACK+KURTZ

512 SEVENTH AVENUE
NEW YORK, NY 10011
TEL.: (212) 532-9600

BUILDING ENVELOPE CONSULTANT:

GBS
GILSANZ MURRAY STEFICEK LLP

129 WEST 27th STREET
NEW YORK, NY 10001
TEL.: (212) 254-0030


| No: | Date: | Revision: |
|---|---|---|
| | 10-10-12 | DOB FILING |
| | 04-20-12 | 100% DD |
| | 10-14-11 | 100% SD |

NORTH ARROW

SCALE 1/8"=1'-0"
0' 2' 4' 8'

KEY PLAN:

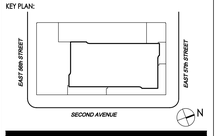


PROJECT:

# 252 EAST 57th STREET NEW YORK, NY

TITLE:

## MECHANICAL 23rd FLOOR PLAN

Damian Titus
Buildings
APPROVED
Under Directive 2 of 1975
Date: 03/20/2014:
NYC Development Hub

SEAL & SIGNATURE:

| | |
|---|---|
| SCALE: | AS SHOWN |
| DATE: | 09-02-11 |
| PROJECT No: | 2011-14 |
| FILE No: | 250 EAST 57th STREET |
| DRAWN BY: | E.P. |
| CHECKED BY: | C.K. |
| DWG. No.: | M-125.00 |

M-125 23.dwg 29 OF 58

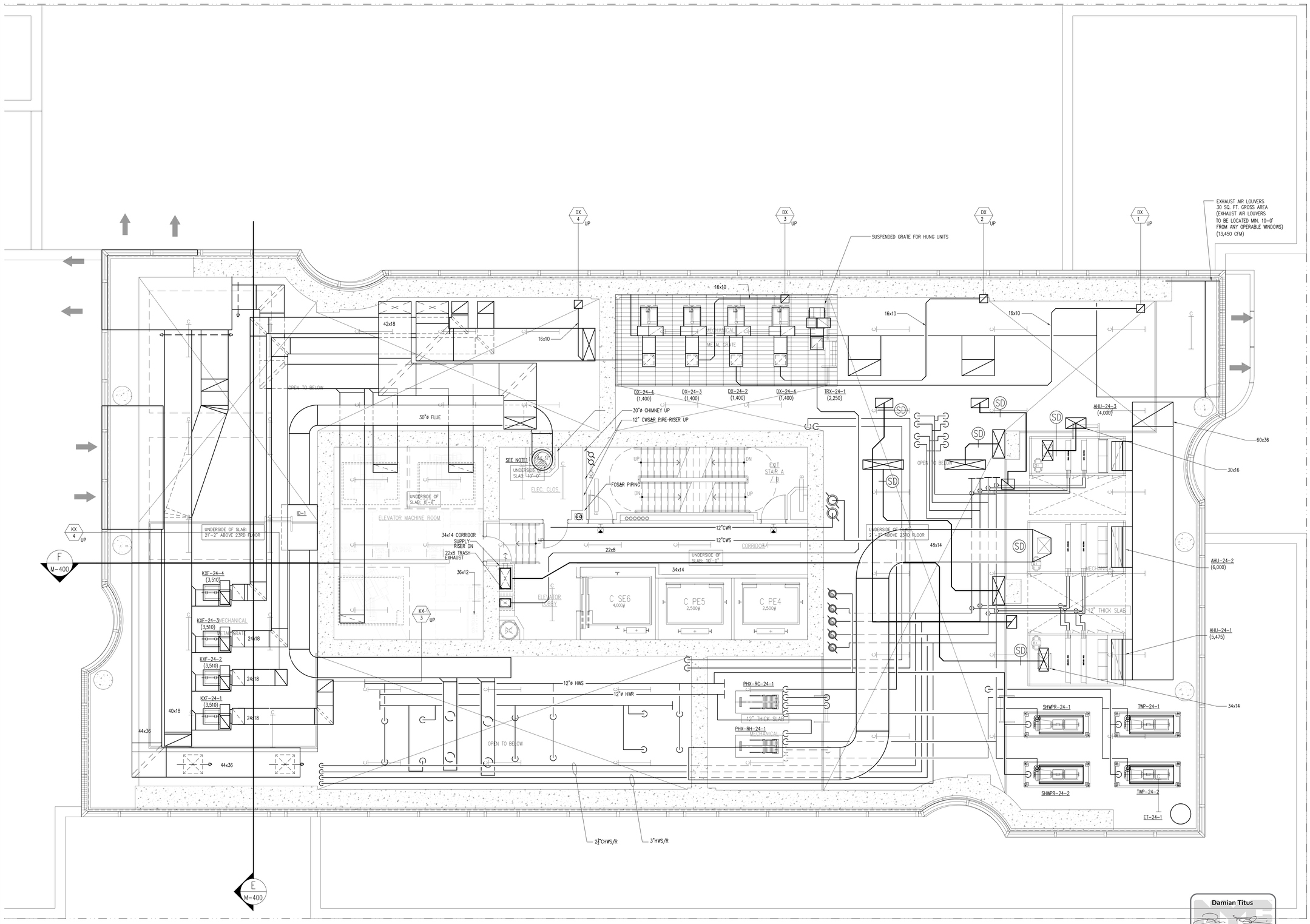


NOTES:
1. PROVIDE BASE ELBOW SUPPORTS FOR 12" CONDENSER WATER RISERS AND 30"ø CHIMNEY

Damian Titus
Buildings
APPROVED
Under Directive 2 of 1975
Date: 03/20/2014:
NYC Development Hub

OWNER:
SNOWPLOW LLC
950 THIRD AVENUE
NEW YORK, NY 10022
TEL.: (212) 486-2000

ARCHITECT OF RECORD:
SLCE*Architects, LLP*
841 BROADWAY
NEW YORK, NY 10003
TEL.: (212) 979-8400
FAX.: (212) 979-8387

DESIGN ARCHITECT:
SOM
14 WALL STREET
NEW YORK, NY 10005
TEL.: 212.298.9336
FAX.: 212.298.9300

STRUCTURAL ENGINEER:
DESIMONE
18 WEST 18th STREET
NEW YORK, NY 10011
TEL.: (212) 532-2211
FAX.: (212) 481-6108

MEP ENGINEER:
WSP · FLACK+KURTZ
512 SEVENTH AVENUE
NEW YORK, NY 10011
TEL.: (212) 532-9600

BUILDING ENVELOPE CONSULTANT:
GMS
GILSANZ MURRAY STEFICEK LLP
129 WEST 27th STREET
NEW YORK, NY 10001
TEL.: (212) 254-0030

| No: | Date: | Revision: |
|---|---|---|
| | 10-10-12 | DOB FILING |
| | 04-20-12 | 100% DD |
| | 10-14-11 | 100% SD |

NORTH ARROW N
SCALE 1/8"=1'-0"
0' 2' 4' 8'

KEY PLAN:
EAST 56th STREET
EAST 57th STREET
SECOND AVENUE
N

PROJECT:
252 EAST 57th STREET
NEW YORK, NY

TITLE:
MECHANICAL
24th FLOOR PLAN

SEAL & SIGNATURE:
STATE OF NEW YORK · STEVEN M. LEE · 10. 40550 · LICENSED PROFESSIONAL ENGINEER

| | |
|---|---|
| SCALE: | AS SHOWN |
| DATE: | 09-02-11 |
| PROJECT No: | 2011-14 |
| FILE No: | 250 EAST 57th STREET |
| DRAWN BY: | I.P. |
| CHECKED BY: | C.K. |
| DWG. No.: | M-126.00 |

M-126_24.dwg 30 OF 58

DEPT OF BLDGS 121305525 Job Number

E3013007705 Work Order

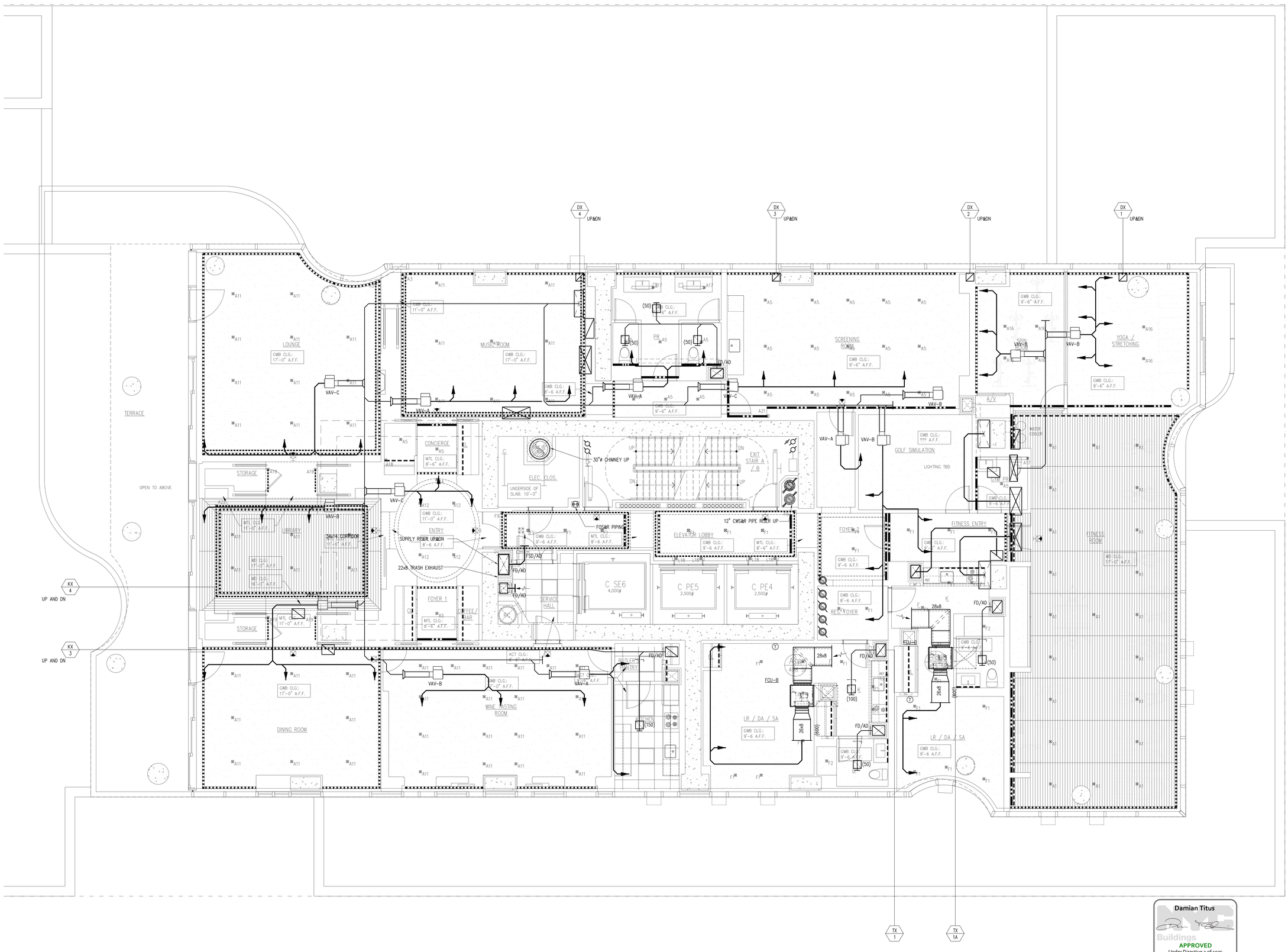


Damian Titus

Buildings

APPROVED

Under Directive 2 of 1975

Date: 03/20/2014:

NYC Development Hub

OWNER:

SNOWPLOW LLC

950 THIRD AVENUE
NEW YORK, NY 10022
TEL.: (212) 486-2000

ARCHITECT OF RECORD:

SLCE*Architects, LLP*

841 BROADWAY
NEW YORK, NY 10003
TEL.: (212) 979-8400
FAX.: (212) 979-8387

DESIGN ARCHITECT:

SOM

14 WALL STREET
NEW YORK, NY 10005
TEL.: 212.298.9336
FAX.: 212.298.9500

STRUCTURAL ENGINEER:

DESIMONE

18 WEST 18th STREET
NEW YORK, NY 10011
TEL.: (212) 532-2211
FAX.: (212) 481-6108

MEP ENGINEER:

WSP • FLACK+KURTZ

512 SEVENTH AVENUE
NEW YORK, NY 10011
TEL.: (212) 532-9600

BUILDING ENVELOPE CONSULTANT:

GMS
GILSANZ MURRAY STEFICEK LLP

129 WEST 27th STREET
NEW YORK, NY 10001
TEL.: (212) 254-0030

| No: | Date: | Revision: |
|---|---|---|
| | 10-10-12 | DOB FILING |
| | 04-20-12 | 100% DD |
| | 10-14-11 | 100% SD |

NORTH ARROW

SCALE 1/8"=1'-0"

0' 2' 4' 8'

KEY PLAN:

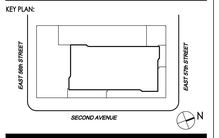


PROJECT:

252 EAST 57th STREET
NEW YORK, NY

TITLE:

MECHANICAL
25th FLOOR PLAN

SEAL & SIGNATURE:

| | |
|---|---|
| SCALE: | AS SHOWN |
| DATE: | 09-02-11 |
| PROJECT No: | 2011-14 |
| FILE No: | 250 EAST 57th STREET |
| DRAWN BY: | I.P. |
| CHECKED BY: | C.K. |
| DWG. No.: | M-127.00 |

M-127_25.dwg 30 OF 58

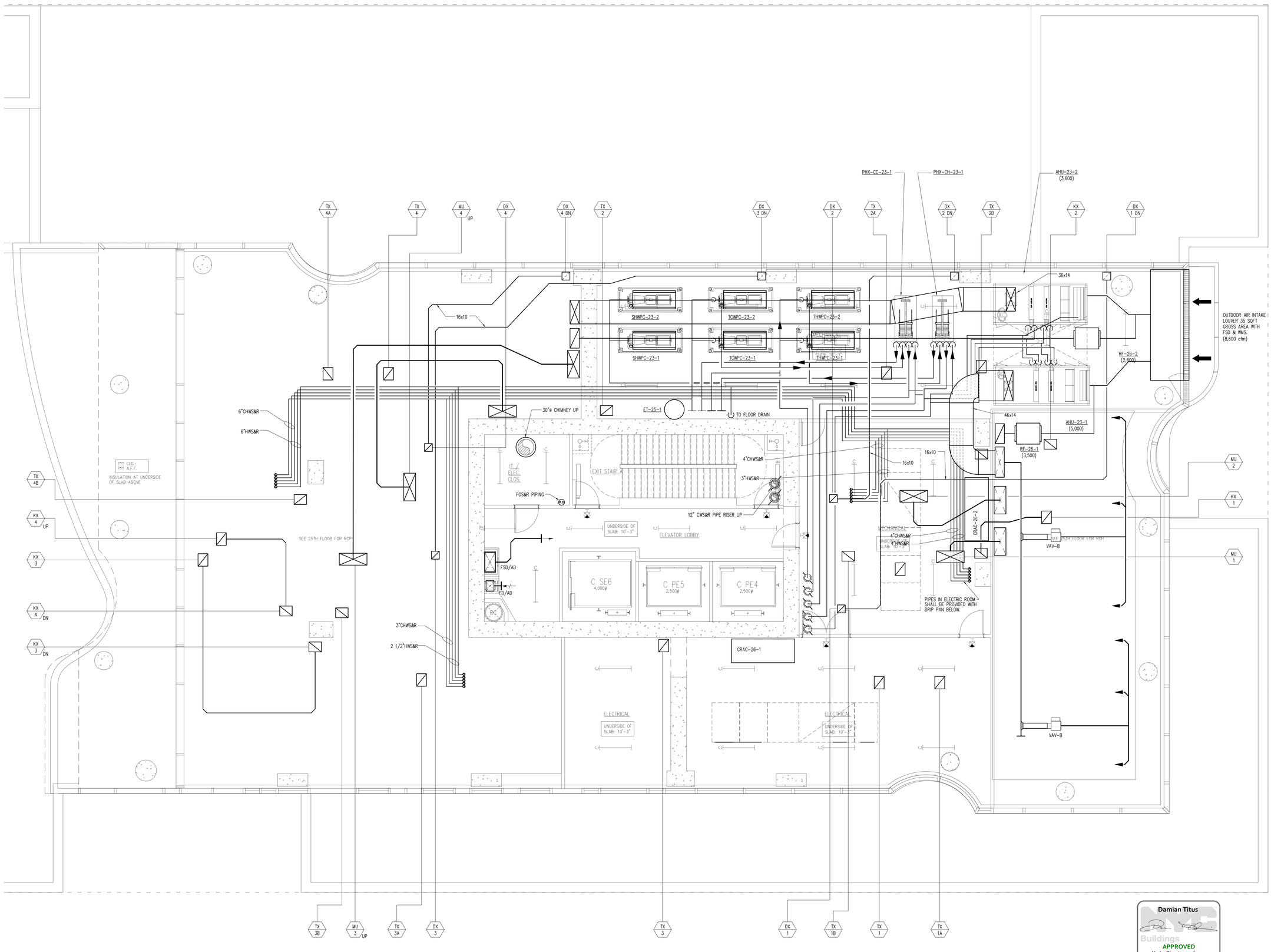


Damian Titus
Buildings
APPROVED
Under Directive 2 of 1975
Date: 03/20/2014:
NYC Development Hub

OWNER:

SNOWPLOW LLC

950 THIRD AVENUE
NEW YORK, NY 10022
TEL.: (212) 486-2000

ARCHITECT OF RECORD:

SLCE*Architects, LLP*

841 BROADWAY
NEW YORK, NY 10003
TEL.: (212) 979-8400
FAX.: (212) 979-8387

DESIGN ARCHITECT:

SOM

14 WALL STREET
NEW YORK, NY 10005
TEL.: 212.298.9336
FAX.: 212.298.9300

STRUCTURAL ENGINEER:

DESIMONE

18 WEST 18th STREET
NEW YORK, NY 10011
TEL.: (212) 532-2211
FAX.: (212) 481-6108

MEP ENGINEER:

WSP · FLACK+KURTZ

512 SEVENTH AVENUE
NEW YORK, NY 10011
TEL.: (212) 532-9600

BUILDING ENVELOPE CONSULTANT:

GMS
GILSANZ MURRAY STEFICEK LLP

129 WEST 27th STREET
NEW YORK, NY 10001
TEL.: (212) 254-0030

| No: | Date: | Revision: |
|---|---|---|
| | 10-10-12 | DOB FILING |
| | 04-20-12 | 100% DD |
| | 10-14-11 | 100% SD |

NORTH ARROW N

SCALE 1/8"=1'-0"
0' 2' 4' 8'

KEY PLAN:

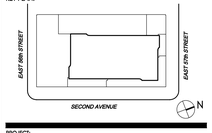


PROJECT:

252 EAST 57th STREET
NEW YORK, NY

TITLE:

MECHANICAL
26th FLOOR PLAN

SEAL & SIGNATURE:

| | |
|---|---|
| SCALE: | AS SHOWN |
| DATE: | 09-02-11 |
| PROJECT No: | 2011-14 |
| FILE No: | 250 EAST 57th STREET |
| DRAWN BY: | I.P. |
| CHECKED BY: | C.K. |
| DWG. No.: | M-128.00 |

M-128_26.dwg 31 OF 58

DEPT OF BLDGS 121305323 Job Number
B2008718144 Scan Code

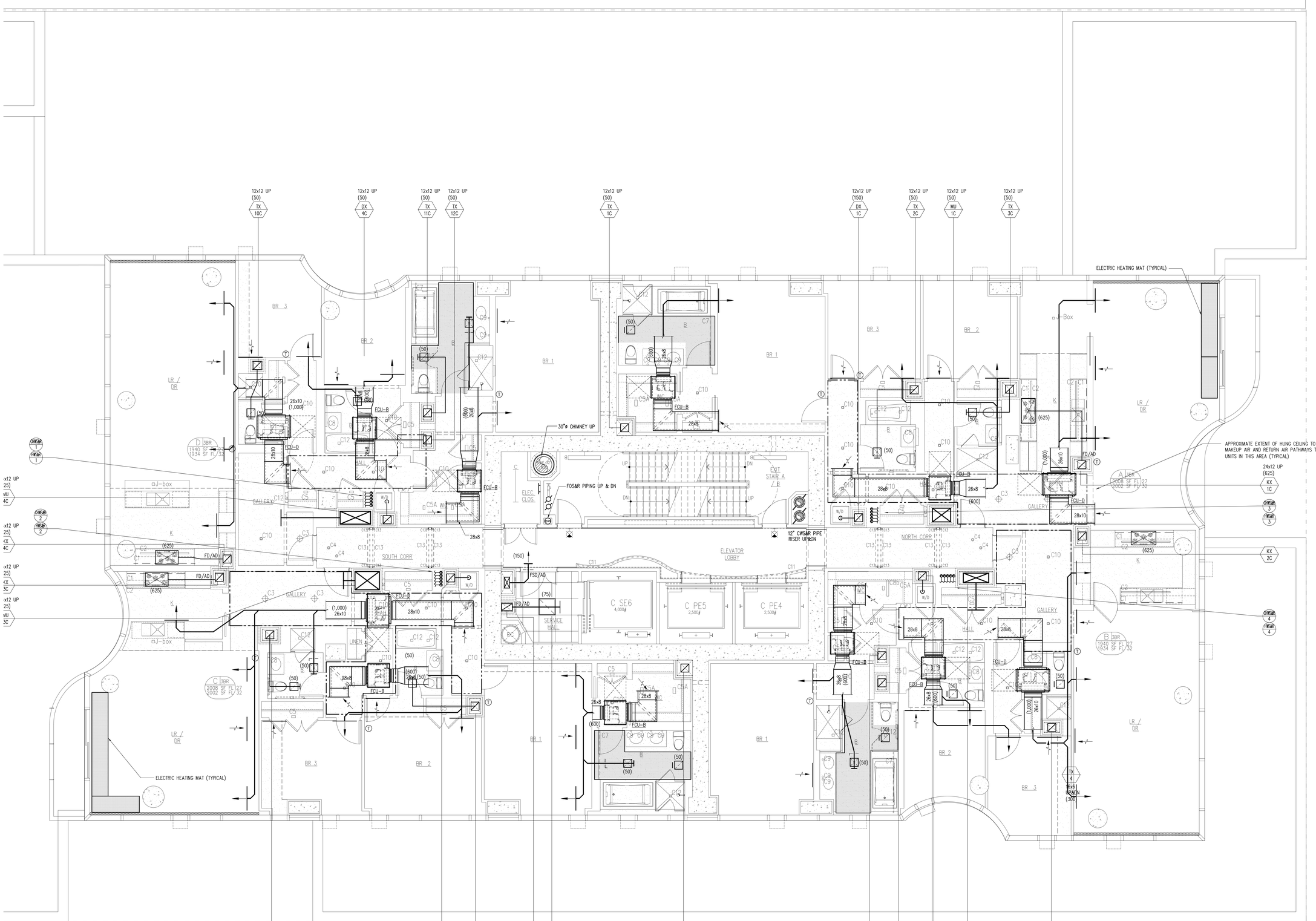


NOTES:

1. EXTEND 12x5 BRANCH SUPPLY FROM MU RISERS INTO NEAREST COMMON RETURN AIR PLENUM SERVING GROUPS OF FAN COIL UNITS.
2. ALL BRANCH DUKT WORK SHALL BE PROVIDED WITH FD/AD AT SHAFT PENETRATION.
3. ALL BRANCH DUCTS SHALL BE PROVIDED WITH SBD.
4. HEATING MAT TERMOSTAT LOCATED AT FLOOR LEVEL.

TX 9C 16x6 UP&DN (300)
DX 3C 16x6 UP&DN (300)
TX 8C 16x6 UP&DN (300)
TRX 1C 16x10 UP&DN (600)
CS 1C 16x6 UP&DN (300)
TX 7C 16x6 UP&DN (300)
TX 6C 16x6 UP&DN (300)
TX 5C 16x6 UP&DN (300)
DX 2C 16x6 UP&DN (300)
MU 2C 16x6 UP&DN (300)
TX 4C 16x6 UP&DN (300)

Damian Titus
NYC Buildings
APPROVED
Under Directive 2 of 1975
Date: 03/20/2014:
NYC Development Hub

SECOND AVENUE

OWNER:
SNOWPLOW LLC
950 THIRD AVENUE
NEW YORK, NY 10022
TEL.: (212) 486-2000

ARCHITECT OF RECORD:
SLCE*Architects, LLP*
841 BROADWAY
NEW YORK, NY 10003
TEL.: (212) 979-8400
FAX.: (212) 979-8387

DESIGN ARCHITECT:
SOM
14 WALL STREET
NEW YORK, NY 10005
TEL.: 212.298.9336
FAX.: 212.298.9500

STRUCTURAL ENGINEER:
DESIMONE
18 WEST 18th STREET
NEW YORK, NY 10011
TEL.: (212) 532-2211
FAX.: (212) 481-6108

MEP ENGINEER:
WSP • FLACK+KURTZ
512 SEVENTH AVENUE
NEW YORK, NY 10011
TEL.: (212) 532-9600

BUILDING ENVELOPE CONSULTANT:
GMS
GILSANZ MURRAY STEFICEK LLP
129 WEST 27th STREET
NEW YORK, NY 10001
TEL.: (212) 254-0030

| No: | Date: | Revision: |
|---|---|---|
| | 10-10-12 | DOB FILING |
| | 04-20-12 | 100% DD |
| | 10-14-11 | 100% SD |

NORTH ARROW: N
SCALE: 1/8"=1'-0" (0' 2' 4' 8')

KEY PLAN:
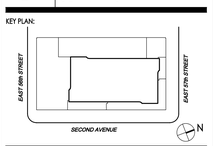


PROJECT:
252 EAST 57th STREET
NEW YORK, NY

TITLE:
MECHANICAL
27th - 31st FLOOR PLANS

SEAL & SIGNATURE:
STATE OF NEW YORK DAMIAN TITUS 026 LICENSED PROFESSIONAL ENGINEER

| | |
|---|---|
| SCALE: | AS SHOWN |
| DATE: | 09-02-11 |
| PROJECT No: | 2011-14 |
| FILE No: | 250 EAST 57th STREET |
| DRAWN BY: | I.P. |
| CHECKED BY: | C.K. |
| DWG. No.: | M-129.00 |

M-129_27-31.dwg 32 OF 58

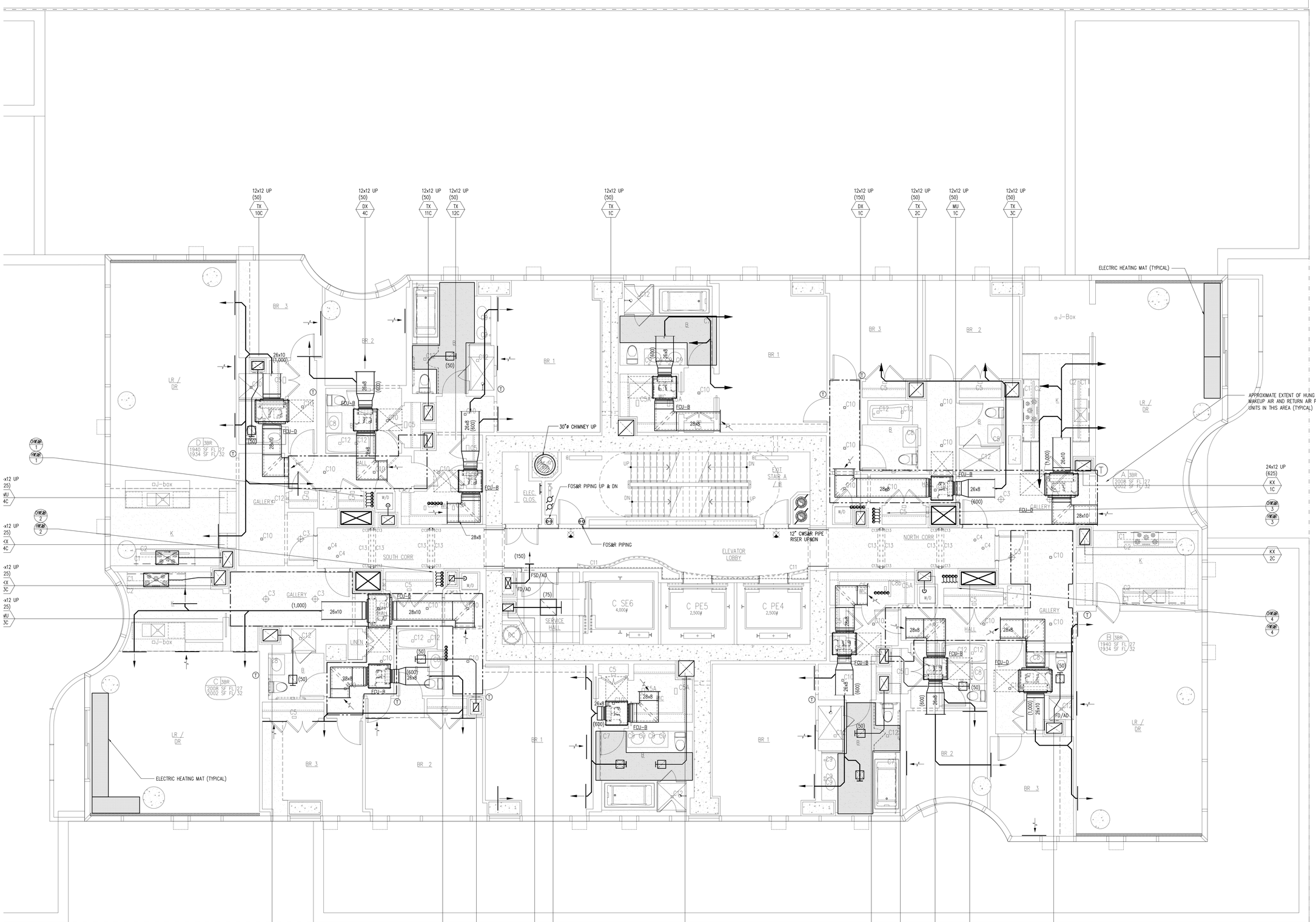


NOTES:

1. EXTEND 12x5 BRANCH SUPPLY FROM MU RISERS INTO NEAREST COMMON RETURN AIR PLENUM SERVING GROUPS OF FAN COIL UNITS.
2. ALL BRANCH DUKT WORK SHALL BE PROVIDED WITH FD/AD AT SHAFT PENETRATION.
3. ALL BRANCH DUCTS SHALL BE PROVIDED WITH SBD.
4. HEATING MAT TERMOSTAT LOCATED AT FLOOR LEVEL.

NOTE: ALL OFFSETS TO TAKE PLACE AT 32ND FLOOR CEILING ONLY.

Damian Titus
NYC Buildings
APPROVED
Under Directive 2 of 1975
Date: 03/20/2014:
NYC Development Hub

SECOND AVENUE

OWNER:

SNOWPLOW LLC
950 THIRD AVENUE
NEW YORK, NY 10022
TEL.: (212) 486-2000

ARCHITECT OF RECORD:

SLCE*Architects, LLP*
841 BROADWAY
NEW YORK, NY 10003
TEL.: (212) 979-8400
FAX.: (212) 979-8387

DESIGN ARCHITECT:

SOM
14 WALL STREET
NEW YORK, NY 10005
TEL.: 212.298.9336
FAX.: 212.298.9500

STRUCTURAL ENGINEER:

DESIMONE
18 WEST 18th STREET
NEW YORK, NY 10011
TEL.: (212) 532-2211
FAX.: (212) 481-6108

MEP ENGINEER:

WSP · FLACK+KURTZ
512 SEVENTH AVENUE
NEW YORK, NY 10011
TEL.: (212) 532-9600

BUILDING ENVELOPE CONSULTANT:

GMS
GILSANZ MURRAY STEFICEK LLP
129 WEST 27th STREET
NEW YORK, NY 10001
TEL.: (212) 254-0030

| No: | Date: | Revision: |
|---|---|---|
| | 10-10-12 | DOB FILING |
| | 04-20-12 | 100% DD |
| | 10-14-11 | 100% SD |

NORTH ARROW N
SCALE 1/8"=1'-0"
0' 2' 4' 8'

KEY PLAN:

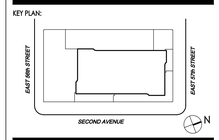


PROJECT:

252 EAST 57th STREET
NEW YORK, NY

TITLE:

MECHANICAL
32nd FLOOR PLAN

SEAL & SIGNATURE:

| | |
|---|---|
| SCALE: | AS SHOWN |
| DATE: | 09-02-11 |
| PROJECT No: | 2011-14 |
| FILE No: | 250 EAST 57th STREET |
| DRAWN BY: | I.P. |
| CHECKED BY: | C.K. |
| DWG. No.: | M-130.00 |
| M-130_32.dwg | ____ OF 58 |

{0}DEPT OF BLDGS 121305323 Job Number
{0}E395955647 Scan Code

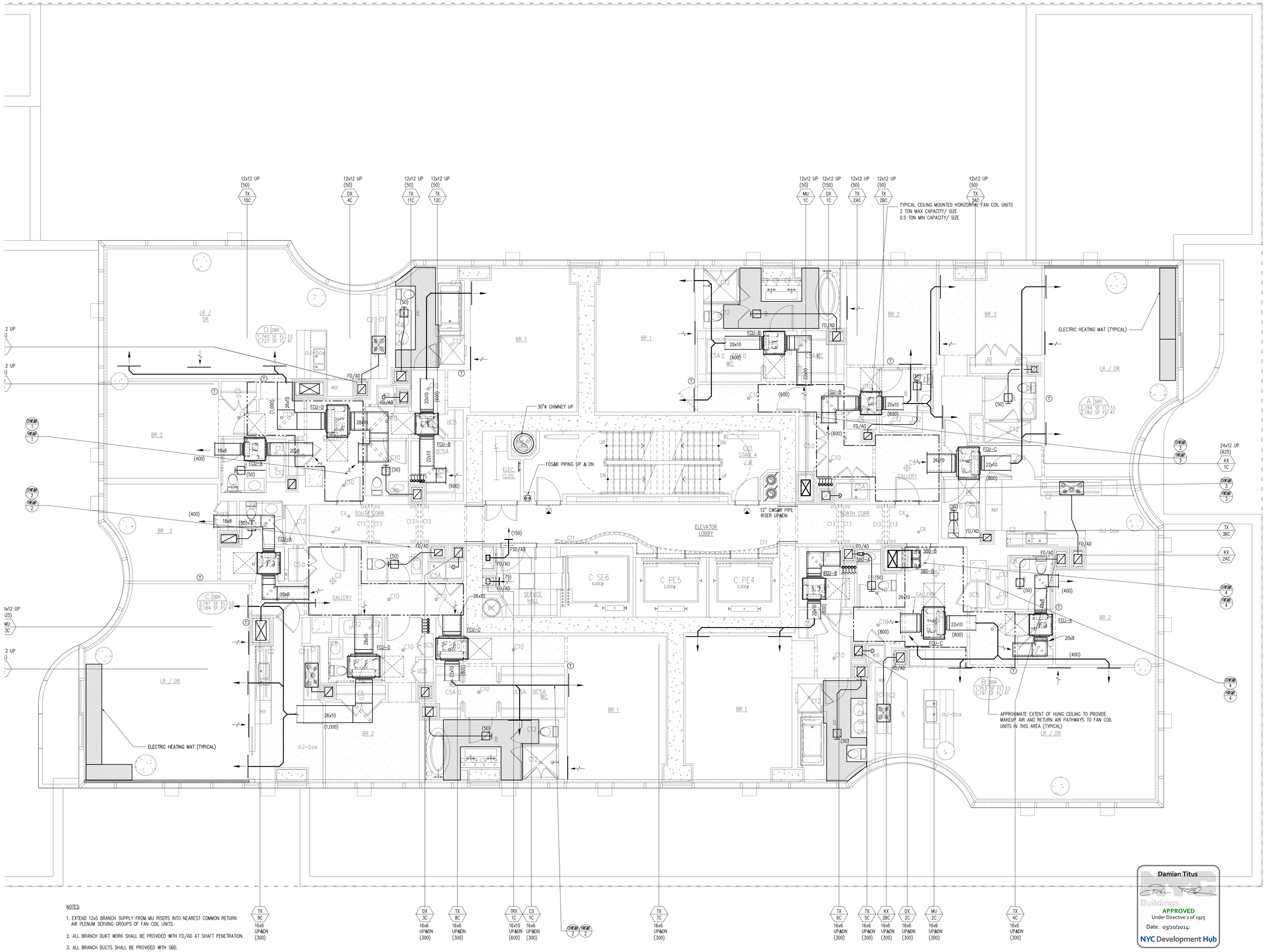


NOTES:

1. EXTEND 12x5 BRANCH SUPPLY FROM MU RISERS INTO NEAREST COMMON RETURN AIR PLENUM SERVING GROUPS OF FAN COIL UNITS.
2. ALL BRANCH DUKT WORK SHALL BE PROVIDED WITH FD/AD AT SHAFT PENETRATION.
3. ALL BRANCH DUCTS SHALL BE PROVIDED WITH SBD.
4. HEATING MAT TERMOSTAT LOCATED AT FLOOR LEVEL.

TX 9C 16x6 UP&DN (300)
DX 3C 16x6 UP&DN (300)
TX 8C 16x6 UP&DN (300)
TRX 1C 16x10 UP&DN (600)
CS 1C 16x6 UP&DN (300)
TX 7C 16x6 UP&DN (300)
TX 6C 16x6 UP&DN (300)
TX 5C 16x6 UP&DN (300)
KX 2BC 16x6 UP&DN (300)
DX 2C 16x6 UP&DN (300)
MU 2C 16x6 UP&DN (300)
TX 4C 16x6 UP&DN (300)

Damian Titus
NYC Buildings
APPROVED
Under Directive 2 of 1975
Date: 03/20/2014:
NYC Development Hub

OWNER:
SNOWPLOW LLC
950 THIRD AVENUE
NEW YORK, NY 10022
TEL.: (212) 486-2000

ARCHITECT OF RECORD:
SLCE*Architects, LLP*
841 BROADWAY
NEW YORK, NY 10003
TEL.: (212) 979-8400
FAX.: (212) 979-8387

DESIGN ARCHITECT:
SOM
14 WALL STREET
NEW YORK, NY 10005
TEL.: 212.298.9336
FAX.: 212.298.9500

STRUCTURAL ENGINEER:
DESIMONE
18 WEST 18th STREET
NEW YORK, NY 10011
TEL.: (212) 532-2211
FAX.: (212) 481-6108

MEP ENGINEER:
WSP • FLACK+KURTZ
512 SEVENTH AVENUE
NEW YORK, NY 10011
TEL.: (212) 532-9600

BUILDING ENVELOPE CONSULTANT:
GMS
GILSANZ MURRAY STEFICEK LLP
129 WEST 27th STREET
NEW YORK, NY 10001
TEL.: (212) 254-0030

| No: | Date: | Revision: |
|---|---|---|
| | 10-10-12 | DOB FILING |
| | 04-20-12 | 100% DD |
| | 10-14-11 | 100% SD |

NORTH ARROW
SCALE 1/8"=1'-0"
0' 2' 4' 8'

KEY PLAN:
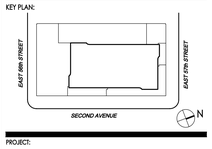


PROJECT:
252 EAST 57th STREET
NEW YORK, NY

TITLE:
MECHANICAL
33rd - 41st FLOOR PLANS

SEAL & SIGNATURE:

| | |
|---|---|
| SCALE: | AS SHOWN |
| DATE: | 09-03-11 |
| PROJECT No: | 2011-14 |
| FILE No: | 250 EAST 57th STREET |
| DRAWN BY: | I.P. |
| CHECKED BY: | C.K. |
| DWG. No.: | M-131.00 |

M-131_33-41.dwg 33 OF 58

DEPT OF BLDGS 121305323 Job Number
E385234267 Scan Code

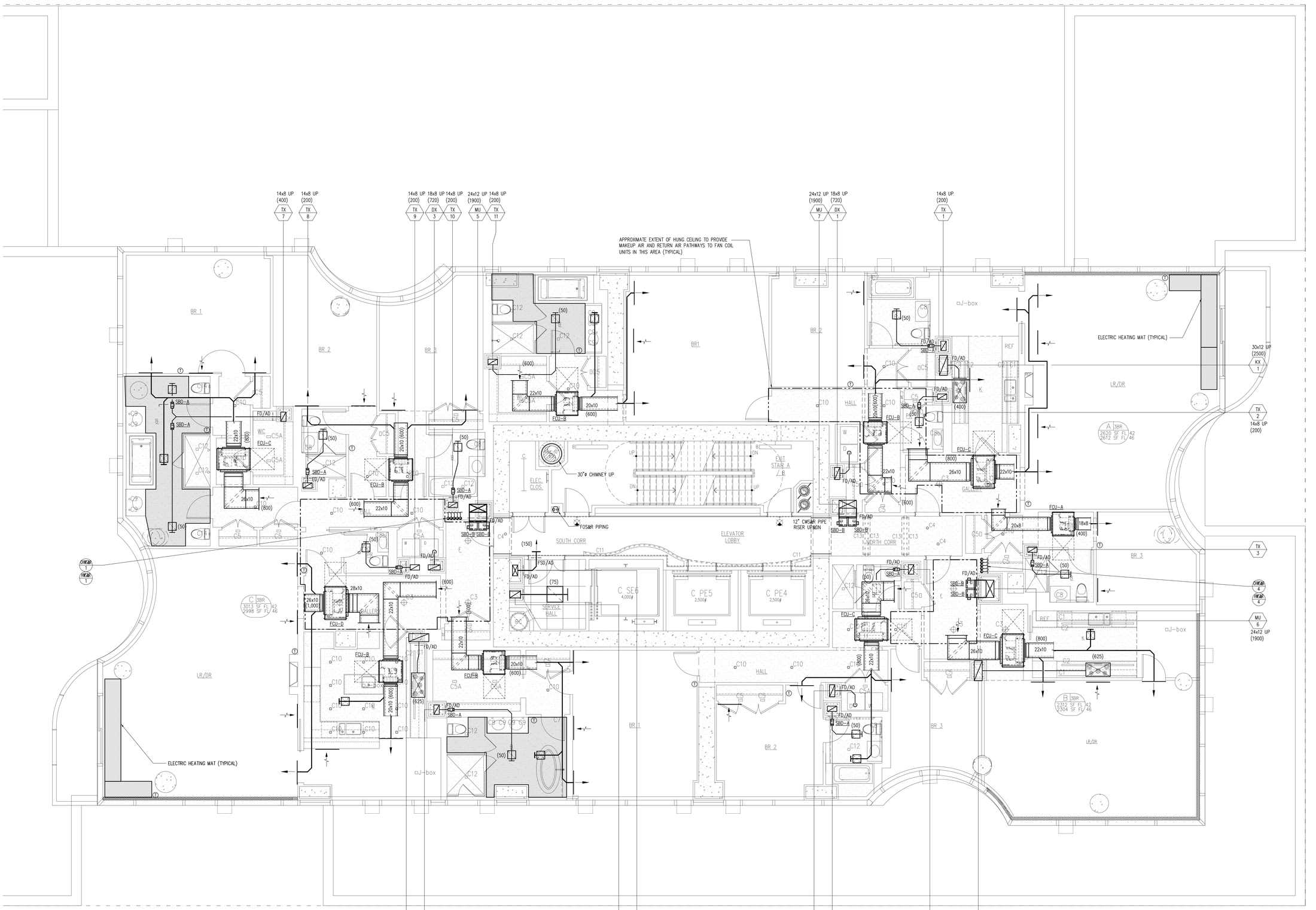


NOTES:

1. EXTEND 12x5 BRANCH SUPPLY FROM MU RISERS INTO NEAREST COMMON RETURN AIR PLENUM SERVING GROUPS OF FAN COIL UNITS.
2. ALL BRANCH DUKT WORK SHALL BE PROVIDED WITH FD/AD AT SHAFT PENETRATION.
3. ALL BRANCH DUCTS SHALL BE PROVIDED WITH SBD.
4. HEATING MAT TERMOSTAT LOCATED AT FLOOR LEVEL.

KX 3 30x12 UP (2500) TX 6 14x8 UP (200)

TRX 1R 16x10 UP&ON (600) CS 1R 16x6 UP&ON (300)

DX 2 18x8 UP (720) TX 5 14x8 UP (200)

TX 4 14x8 UP (200) KX 2 30x12 UP (2500)

NOTE: ALL OFFSETS TO TAKE PLACE AT 46TH FLOOR CEILING ONLY.

Damian Titus
DCA Buildings
APPROVED
Under Directive 2 of 1975
Date: 03/20/2014:
NYC Development Hub

OWNER:
SNOWPLOW LLC
950 THIRD AVENUE
NEW YORK, NY 10022
TEL.: (212) 486-2000

ARCHITECT OF RECORD:
SLCE*Architects, LLP*
841 BROADWAY
NEW YORK, NY 10003
TEL.: (212) 979-8400
FAX.: (212) 979-8387

DESIGN ARCHITECT:
SOM
14 WALL STREET
NEW YORK, NY 10005
TEL.: 212.298.9336
FAX.: 212.298.9500

STRUCTURAL ENGINEER:
DESIMONE
18 WEST 18th STREET
NEW YORK, NY 10011
TEL.: (212) 532-2211
FAX.: (212) 481-6108

MEP ENGINEER:
WSP • FLACK+KURTZ
512 SEVENTH AVENUE
NEW YORK, NY 10011
TEL.: (212) 532-9600

BUILDING ENVELOPE CONSULTANT:
GMS
GILSANZ MURRAY STEFICEK LLP
129 WEST 27th STREET
NEW YORK, NY 10001
TEL.: (212) 254-0030

| No: | Date: | Revision: |
|---|---|---|
| | 10-10-12 | DOB FILING |
| | 04-20-12 | 100% DD |
| | 10-14-11 | 100% SD |

NORTH ARROW SCALE 1/8"=1'-0" 0' 2' 4' 8'

KEY PLAN:
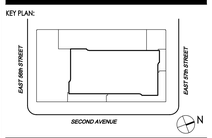


PROJECT:
252 EAST 57th STREET
NEW YORK, NY

TITLE:
MECHANICAL
42nd - 45th FLOOR PLANS

SEAL & SIGNATURE:
STATE OF NEW YORK JOHN VALENTINE STOCK 090 42403 PROFESSIONAL ENGINEER

| | |
|---|---|
| SCALE: | AS SHOWN |
| DATE: | 09-03-11 |
| PROJECT No: | 2011-14 |
| FILE No: | 250 EAST 57th STREET |
| DRAWN BY: | I.P. |
| CHECKED BY: | C.K. |

DWG. No.:
M-132.00
M-132_42-45.dwg ____ OF ____

BDFT OP BLDG 1213035/23 Job Number
E2906933/11 Work Order

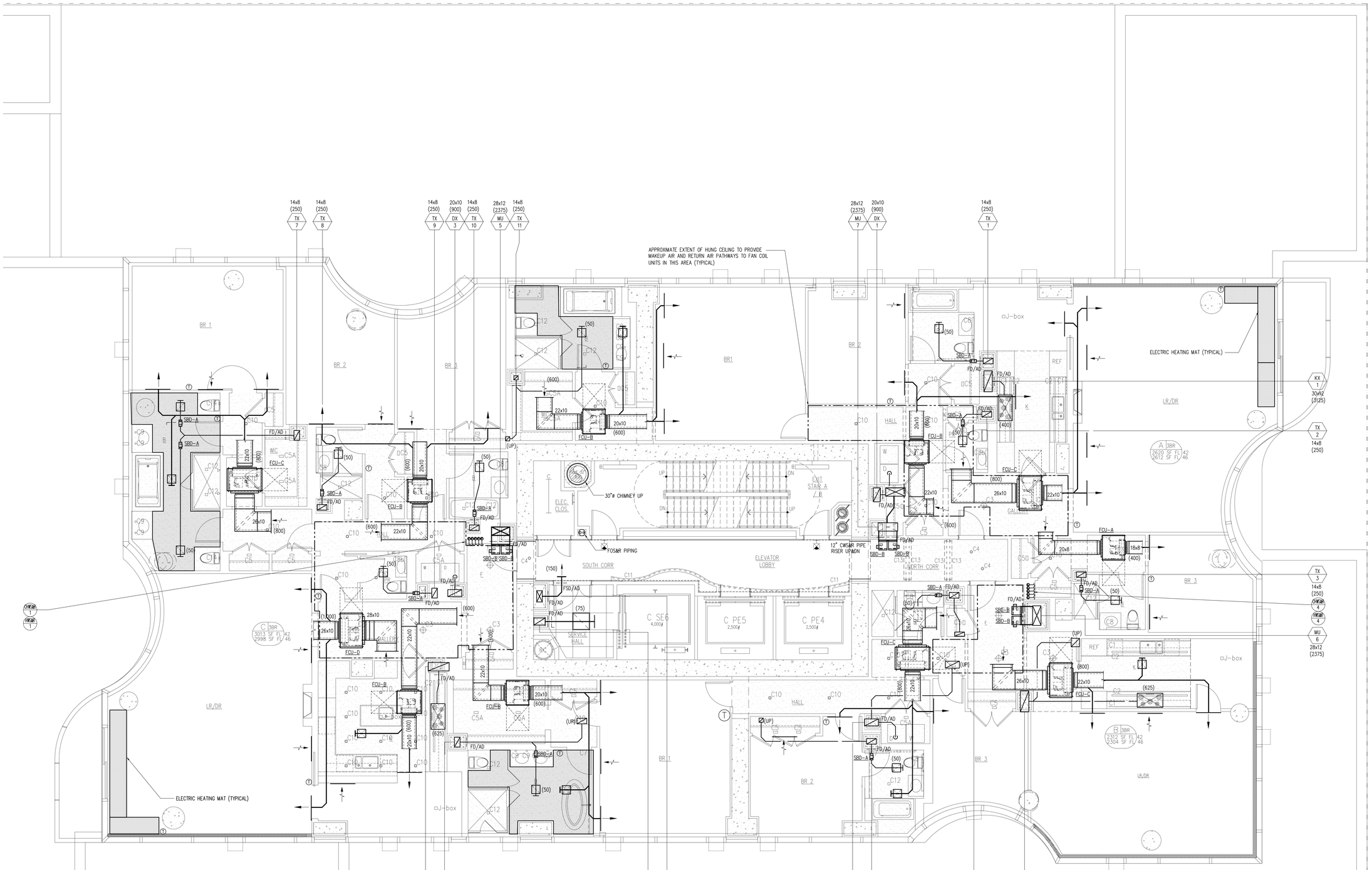


NOTES:

1. EXTEND 12x5 BRANCH SUPPLY FROM MU RISERS INTO NEAREST COMMON RETURN AIR PLENUM SERVING GROUPS OF FAN COIL UNITS.
2. ALL BRANCH DUKT WORK SHALL BE PROVIDED WITH FD/AD AT SHAFT PENETRATION.
3. ALL BRANCH DUCTS SHALL BE PROVIDED WITH SBD.
4. HEATING MAT TERMOSTAT LOCATED AT FLOOR LEVEL.

NOTE: ALL OFFSETS TO TAKE PLACE AT 46TH FLOOR CEILING ONLY.

Damian Titus
NYC Buildings
APPROVED
Under Directive 2 of 1975
Date: 03/20/2014:
NYC Development Hub

OWNER:

SNOWPLOW LLC
950 THIRD AVENUE
NEW YORK, NY 10022
TEL.: (212) 486-2000

ARCHITECT OF RECORD:

SLCE*Architects, LLP*
841 BROADWAY
NEW YORK, NY 10003
TEL.: (212) 979-8400
FAX.: (212) 979-8387

DESIGN ARCHITECT:

SOM
14 WALL STREET
NEW YORK, NY 10005
TEL.: 212.298.9336
FAX.: 212.298.9500

STRUCTURAL ENGINEER:

DESIMONE
18 WEST 18th STREET
NEW YORK, NY 10011
TEL.: (212) 532-2211
FAX.: (212) 481-6108

MEP ENGINEER:

WSP • FLACK+KURTZ
512 SEVENTH AVENUE
NEW YORK, NY 10011
TEL.: (212) 532-9600

BUILDING ENVELOPE CONSULTANT:

GMS
GILSANZ MURRAY STEFICEK LLP
129 WEST 27th STREET
NEW YORK, NY 10001
TEL.: (212) 254-0030

| No: | Date: | Revision: |
|---|---|---|
| | 10-10-12 | DOB FILING |
| | 04-20-12 | 100% DD |
| | 10-14-11 | 100% SD |

NORTH ARROW

SCALE 1/8"=1'-0"
0' 2' 4' 8'

KEY PLAN:

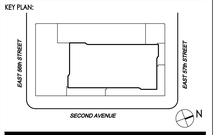


PROJECT:

252 EAST 57th STREET
NEW YORK, NY

TITLE:

MECHANICAL
46th FLOOR PLAN

SEAL & SIGNATURE:

| | |
|---|---|
| SCALE: | AS SHOWN |
| DATE: | 09-02-11 |
| PROJECT No: | 2011-14 |
| FILE No: | 250 EAST 57th STREET |
| DRAWN BY: | I.P. |
| CHECKED BY: | C.K. |
| DWG. No.: | M-133.00 |

M-133_46.dwg | ____ OF 58

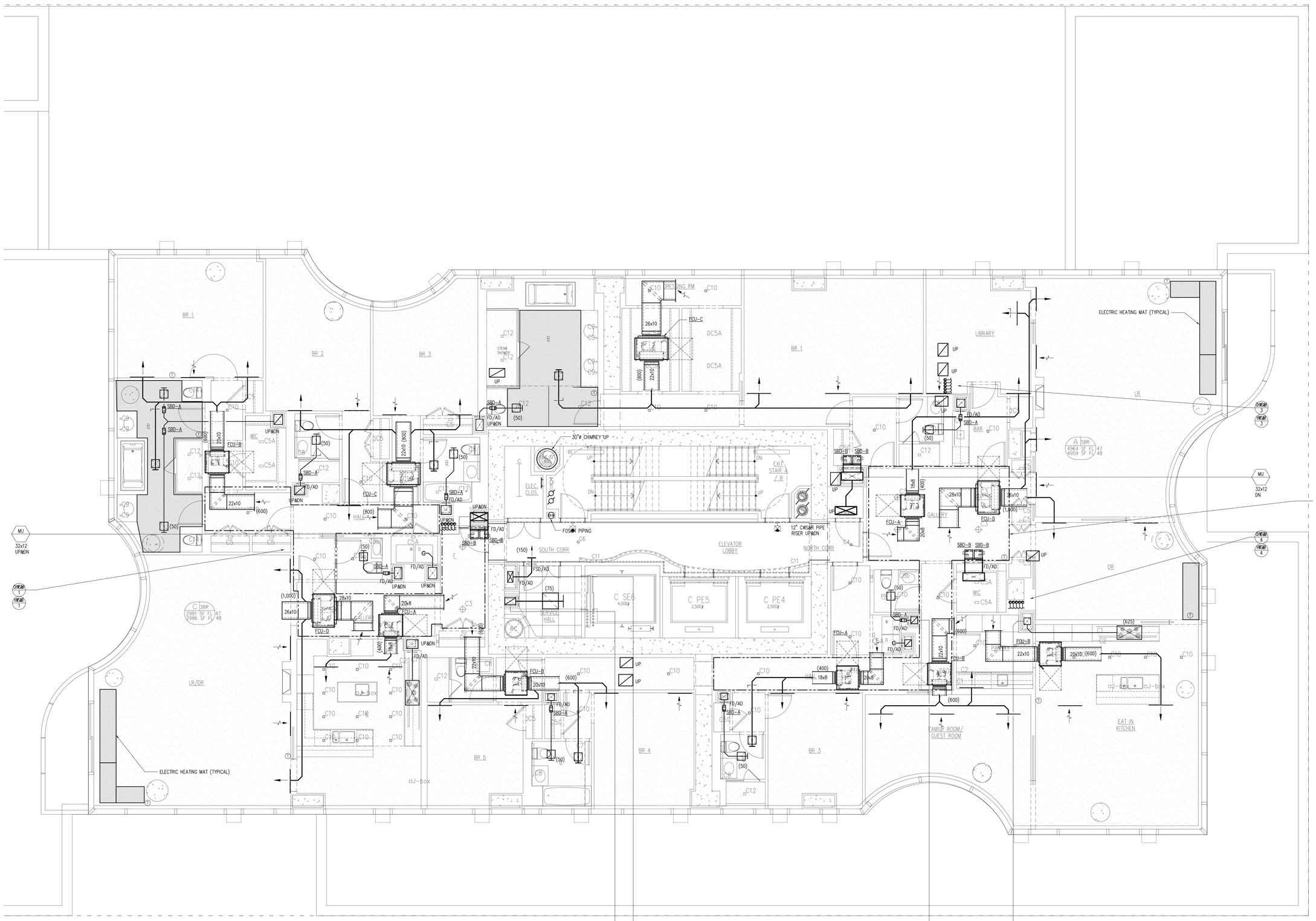


NOTES:

1. EXTEND 12x5 BRANCH SUPPLY FROM MU RISERS INTO NEAREST COMMON RETURN AIR PLENUM SERVING GROUPS OF FAN COIL UNITS.
2. ALL BRANCH DUKT WORK SHALL BE PROVIDED WITH FD/AD AT SHAFT PENETRATION.
3. ALL BRANCH DUCTS SHALL BE PROVIDED WITH SBD.
4. HEATING MAT TERMOSTAT LOCATED AT FLOOR LEVEL.

NOTE: ALL OFFSETS TO TAKE PLACE AT 48TH FLOOR CEILING ONLY.

Damian Titus
NYC Buildings
APPROVED
Under Directive 2 of 1975
Date: 03/20/2014:
NYC Development Hub

SECOND AVENUE

OWNER:

SNOWPLOW LLC
950 THIRD AVENUE
NEW YORK, NY 10022
TEL.: (212) 486-2000

ARCHITECT OF RECORD:

SLCE*Architects, LLP*
841 BROADWAY
NEW YORK, NY 10003
TEL.: (212) 979-8400
FAX.: (212) 979-8387

DESIGN ARCHITECT:

SOM
14 WALL STREET
NEW YORK, NY 10005
TEL.: 212.298.9336
FAX.: 212.298.9300

STRUCTURAL ENGINEER:

DESIMONE
18 WEST 18th STREET
NEW YORK, NY 10011
TEL.: (212) 532-2211
FAX.: (212) 481-6108

MEP ENGINEER:

WSP · FLACK+KURTZ
512 SEVENTH AVENUE
NEW YORK, NY 10011
TEL.: (212) 532-9600

BUILDING ENVELOPE CONSULTANT:

GMS
GILSANZ MURRAY STEFICEK LLP
129 WEST 27th STREET
NEW YORK, NY 10001
TEL.: (212) 254-0030

| No: | Date: | Revision: |
|---|---|---|
| | 10-10-12 | DOB FILING |
| | 04-20-12 | 100% DD |
| | 10-14-11 | 100% SD |

NORTH ARROW: N
SCALE 1/8"=1'-0"
0' 2' 4' 8'

KEY PLAN:

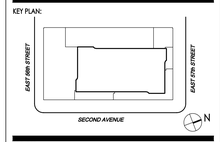


PROJECT:

252 EAST 57th STREET
NEW YORK, NY

TITLE:

MECHANICAL
47th FLOOR PLAN

SEAL & SIGNATURE:

STATE OF NEW YORK · LEON LEZ · No. 40630 · PROFESSIONAL ENGINEER

| | |
|---|---|
| SCALE: | AS SHOWN |
| DATE: | 09-02-11 |
| PROJECT No: | 2011-14 |
| FILE No: | 250 EAST 57th STREET |
| DRAWN BY: | I.P. |
| CHECKED BY: | C.K. |
| DWG. No.: | M-134.00 |
| M-134_47.dwg | 35 OF 58 |

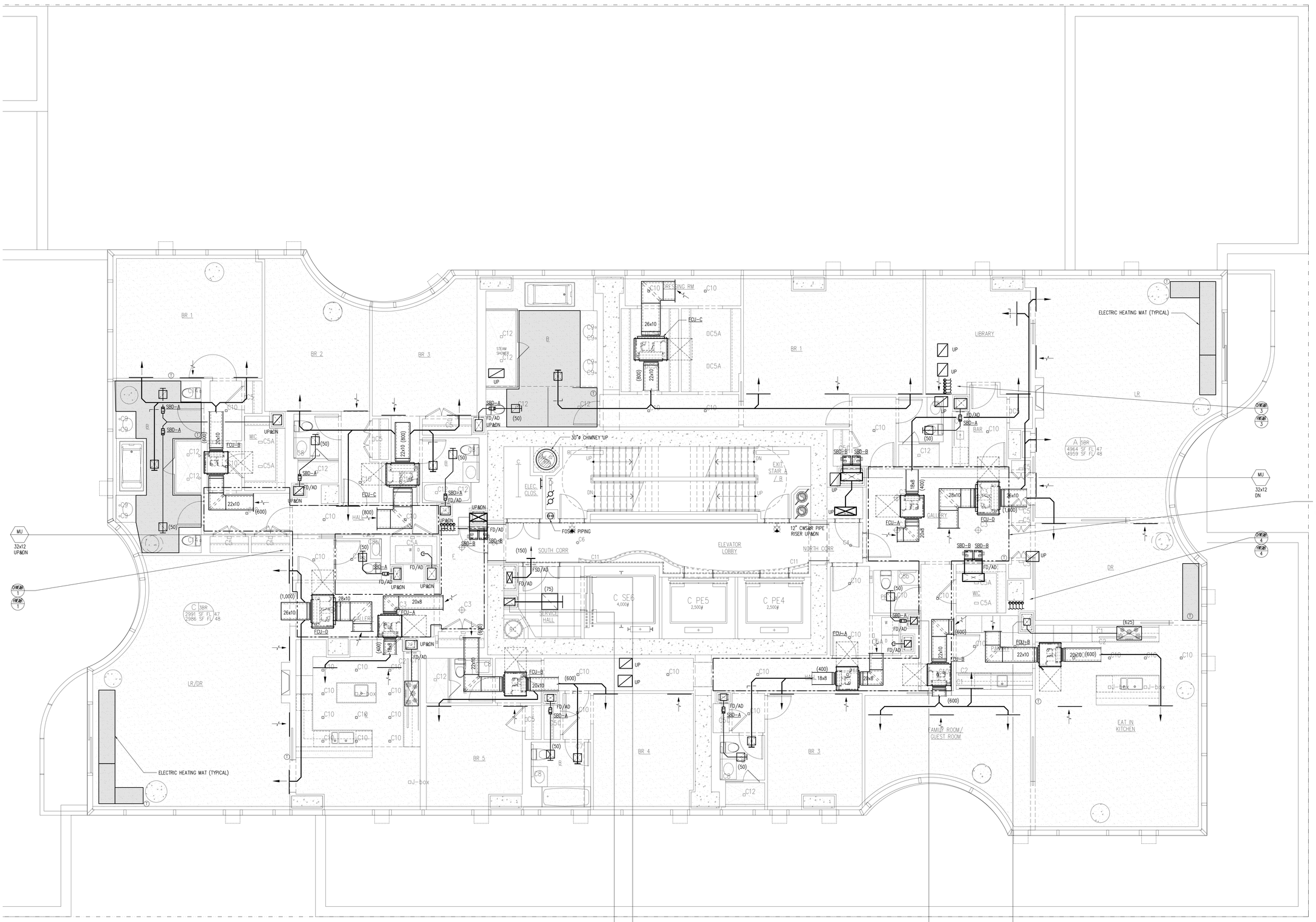


NOTES:

1. EXTEND 12x5 BRANCH SUPPLY FROM MU RISERS INTO NEAREST COMMON RETURN AIR PLENUM SERVING GROUPS OF FAN COIL UNITS.
2. ALL BRANCH DUKT WORK SHALL BE PROVIDED WITH FD/AD AT SHAFT PENETRATION.
3. ALL BRANCH DUCTS SHALL BE PROVIDED WITH SBD.
4. HEATING MAT TERMOSTAT LOCATED AT FLOOR LEVEL.

NOTE: ALL OFFSETS TO TAKE PLACE AT 48TH FLOOR CEILING ONLY.

Damian Titus
NYC Buildings
APPROVED
Under Directive 2 of 1975
Date: 03/20/2014:
NYC Development Hub

SECOND AVENUE

OWNER:

SNOWPLOW LLC
950 THIRD AVENUE
NEW YORK, NY 10022
TEL.: (212) 486-2000

ARCHITECT OF RECORD:

SLCE*Architects, LLP*
841 BROADWAY
NEW YORK, NY 10003
TEL.: (212) 979-8400
FAX.: (212) 979-8387

DESIGN ARCHITECT:

SOM
14 WALL STREET
NEW YORK, NY 10005
TEL.: 212.298.9336
FAX.: 212.298.9500

STRUCTURAL ENGINEER:

DESIMONE
18 WEST 18th STREET
NEW YORK, NY 10011
TEL.: (212) 532-2211
FAX.: (212) 481-6108

MEP ENGINEER:

WSP · FLACK+KURTZ
512 SEVENTH AVENUE
NEW YORK, NY 10011
TEL.: (212) 532-9600

BUILDING ENVELOPE CONSULTANT:

GMS
GILSANZ MURRAY STEFICEK LLP
129 WEST 27th STREET
NEW YORK, NY 10001
TEL.: (212) 254-0030

| No: | Date: | Revision: |
|---|---|---|
| | 10-10-12 | DOB FILING |
| | 04-20-12 | 100% DD |
| | 10-14-11 | 100% SD |

NORTH ARROW: N
SCALE 1/8"=1'-0"
0' 2' 4' 8'

KEY PLAN:

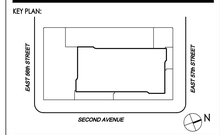


PROJECT:

252 EAST 57th STREET
NEW YORK, NY

TITLE:

MECHANICAL
48th FLOOR PLAN

SEAL & SIGNATURE:

STATE OF NEW YORK · LEON LEE · No. 40630 · LICENSED PROFESSIONAL ENGINEER

| | |
|---|---|
| SCALE: | AS SHOWN |
| DATE: | 09-02-11 |
| PROJECT No: | 2011-14 |
| FILE No: | 250 EAST 57th STREET |
| DRAWN BY: | I.P. |
| CHECKED BY: | C.K. |
| DWG. No.: | M-135.00 |

M-135_48.dwg ____ OF 58

DEPT OF BLDGS 121305525 Job Number
ES4147133233 Scan Code

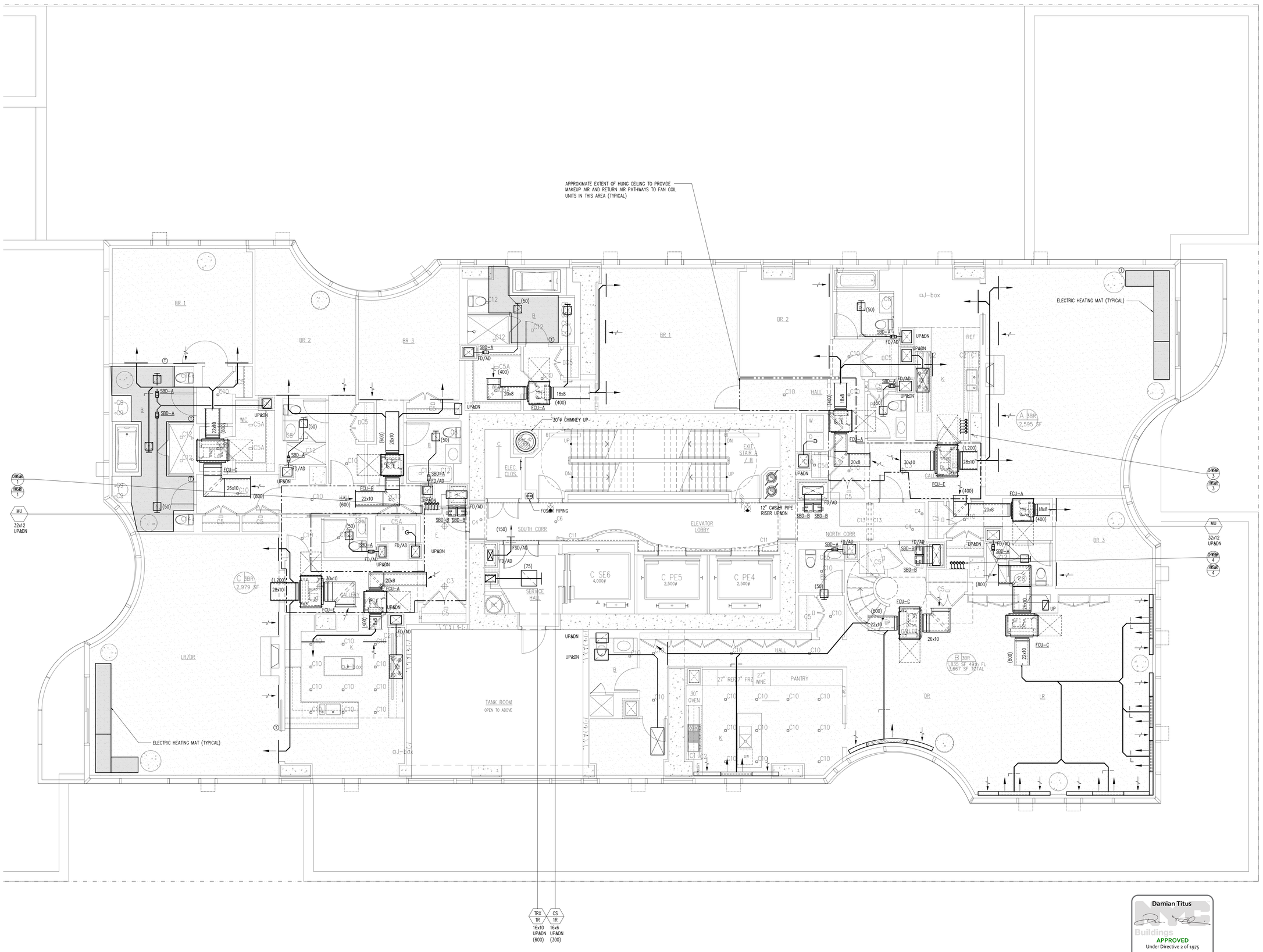


NOTES:
1. EXTEND 12x5 BRANCH SUPPLY FROM MU RISERS INTO NEAREST COMMON RETURN AIR PLENUM SERVING GROUPS OF FAN COIL UNITS.

Damian Titus
Buildings
APPROVED
Under Directive 2 of 1975
Date: 03/20/2014:
NYC Development Hub

OWNER:
SNOWPLOW LLC
950 THIRD AVENUE
NEW YORK, NY 10022
TEL.: (212) 486-2000

ARCHITECT OF RECORD:
SLCE*Architects, LLP*
841 BROADWAY
NEW YORK, NY 10003
TEL.: (212) 979-8400
FAX.: (212) 979-8387

DESIGN ARCHITECT:
SOM
14 WALL STREET
NEW YORK, NY 10005
TEL.: 212.298.9336
FAX.: 212.298.9500

STRUCTURAL ENGINEER:
DESIMONE
18 WEST 18th STREET
NEW YORK, NY 10011
TEL.: (212) 532-2211
FAX.: (212) 481-6108

MEP ENGINEER:
WSP • FLACK+KURTZ
512 SEVENTH AVENUE
NEW YORK, NY 10011
TEL.: (212) 532-9600

BUILDING ENVELOPE CONSULTANT:
GMS
GILSANZ MURRAY STEFICEK LLP
129 WEST 27th STREET
NEW YORK, NY 10001
TEL.: (212) 254-0030

| No: | Date: | Revision: |
|---|---|---|
| | 10-10-12 | DOB FILING |
| | 04-20-12 | 100% DD |
| | 10-14-11 | 100% SD |

NORTH ARROW N
SCALE 1/8"=1'-0"
0' 2' 4' 8'

KEY PLAN:
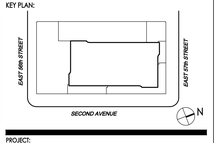


PROJECT:
252 EAST 57th STREET
NEW YORK, NY

TITLE:
MECHANICAL
49th FLOOR PLANS

SEAL & SIGNATURE:
STATE OF NEW YORK
LICENSED PROFESSIONAL ENGINEER

| | |
|---|---|
| SCALE: | AS SHOWN |
| DATE: | 09-03-11 |
| PROJECT No: | 2011-14 |
| FILE No: | 250 EAST 57th STREET |
| DRAWN BY: | I.P. |
| CHECKED BY: | C.K. |
| DWG. No.: | M-136.00 |

M-136.49.dwg 36 OF 58

BSDT OP BLDG 121305323 Job Number
B3425841080 Scan Code

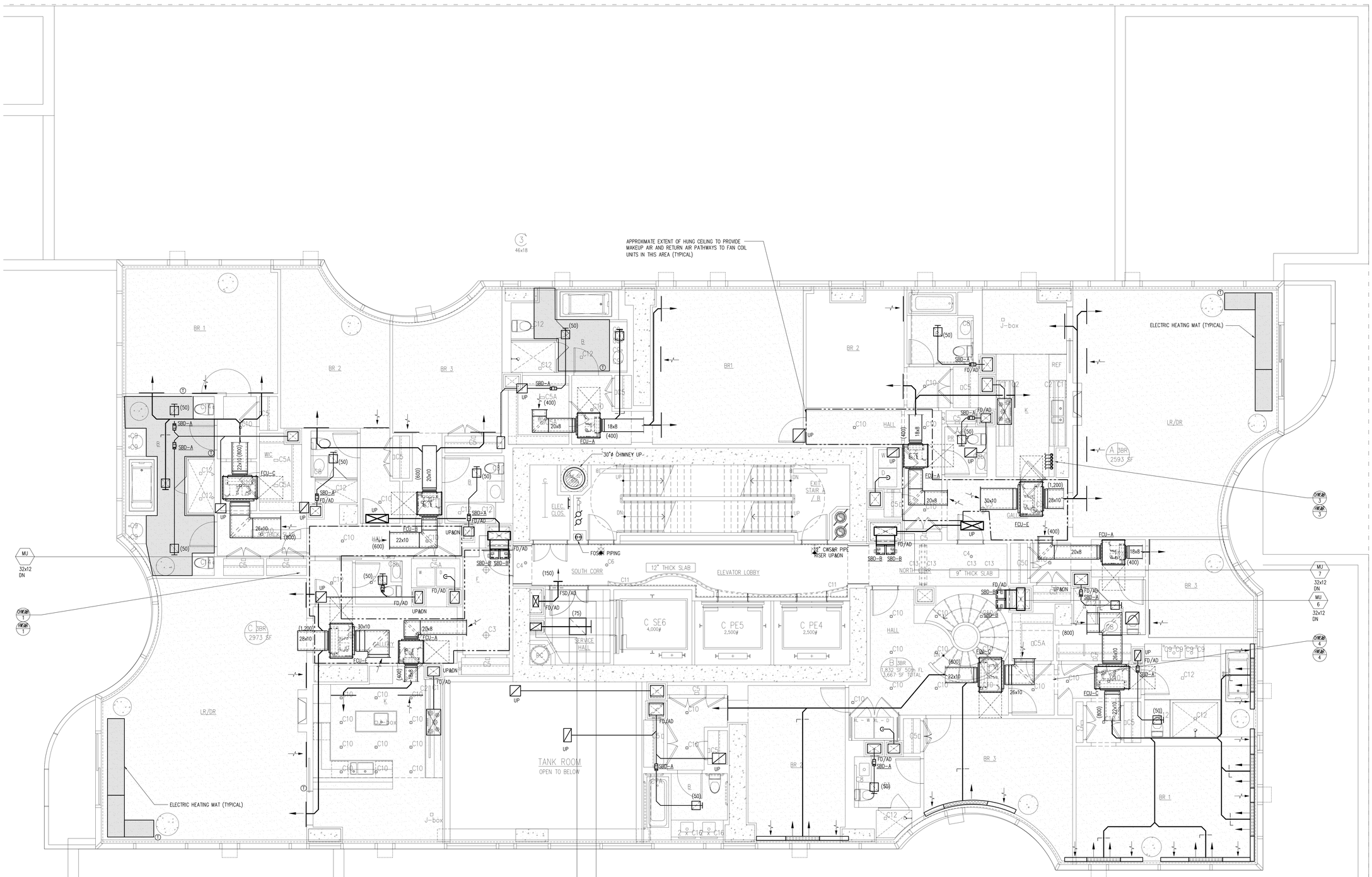


NOTES:

1. EXTEND 12x5 BRANCH SUPPLY FROM MU RISERS INTO NEAREST COMMON RETURN AIR PLENUM SERVING GROUPS OF FAN COIL UNITS.
2. ALL BRANCH DUKT WORK SHALL BE PROVIDED WITH FD/AD AT SHAFT PENETRATION.
3. ALL BRANCH DUCTS SHALL BE PROVIDED WITH SBD.
4. HEATING MAT TERMOSTAT LOCATED AT FLOOR LEVEL.

Damian Titus
Buildings
APPROVED
Under Directive 2 of 1975
Date: 03/20/2014:
NYC Development Hub

OWNER:
SNOWPLOW LLC
950 THIRD AVENUE
NEW YORK, NY 10022
TEL.: (212) 486-2000

ARCHITECT OF RECORD:
SLCE*Architects, LLP*
841 BROADWAY
NEW YORK, NY 10003
TEL.: (212) 979-8400
FAX.: (212) 979-8387

DESIGN ARCHITECT:
SOM
14 WALL STREET
NEW YORK, NY 10005
TEL.: 212.298.9336
FAX.: 212.298.9500

STRUCTURAL ENGINEER:
DESIMONE
18 WEST 18th STREET
NEW YORK, NY 10011
TEL.: (212) 532-2211
FAX.: (212) 481-6108

MEP ENGINEER:
WSP • FLACK+KURTZ
512 SEVENTH AVENUE
NEW YORK, NY 10011
TEL.: (212) 532-9600

BUILDING ENVELOPE CONSULTANT:
GILSANZ MURRAY STEFICEK LLP
129 WEST 27th STREET
NEW YORK, NY 10001
TEL.: (212) 254-0030

| No: | Date: | Revision: |
|---|---|---|
| | 10-10-12 | DOB FILING |
| | 04-20-12 | 100% DD |
| | 10-14-11 | 100% SD |

NORTH ARROW

SCALE 1/8"=1'-0"
0' 2' 4' 8'

KEY PLAN:
EAST 56th STREET
EAST 57th STREET
SECOND AVENUE
N

PROJECT:
252 EAST 57th STREET
NEW YORK, NY

TITLE:
MECHANICAL
50th FLOOR PLAN

SEAL & SIGNATURE:

| | |
|---|---|
| SCALE: | AS SHOWN |
| DATE: | 09-02-11 |
| PROJECT No: | 2011-14 |
| FILE No: | 250 EAST 57th STREET |
| DRAWN BY: | I.P. |
| CHECKED BY: | C.K. |
| DWG. No.: | M-137.00 |

M-137_50.dwg 37 OF 58

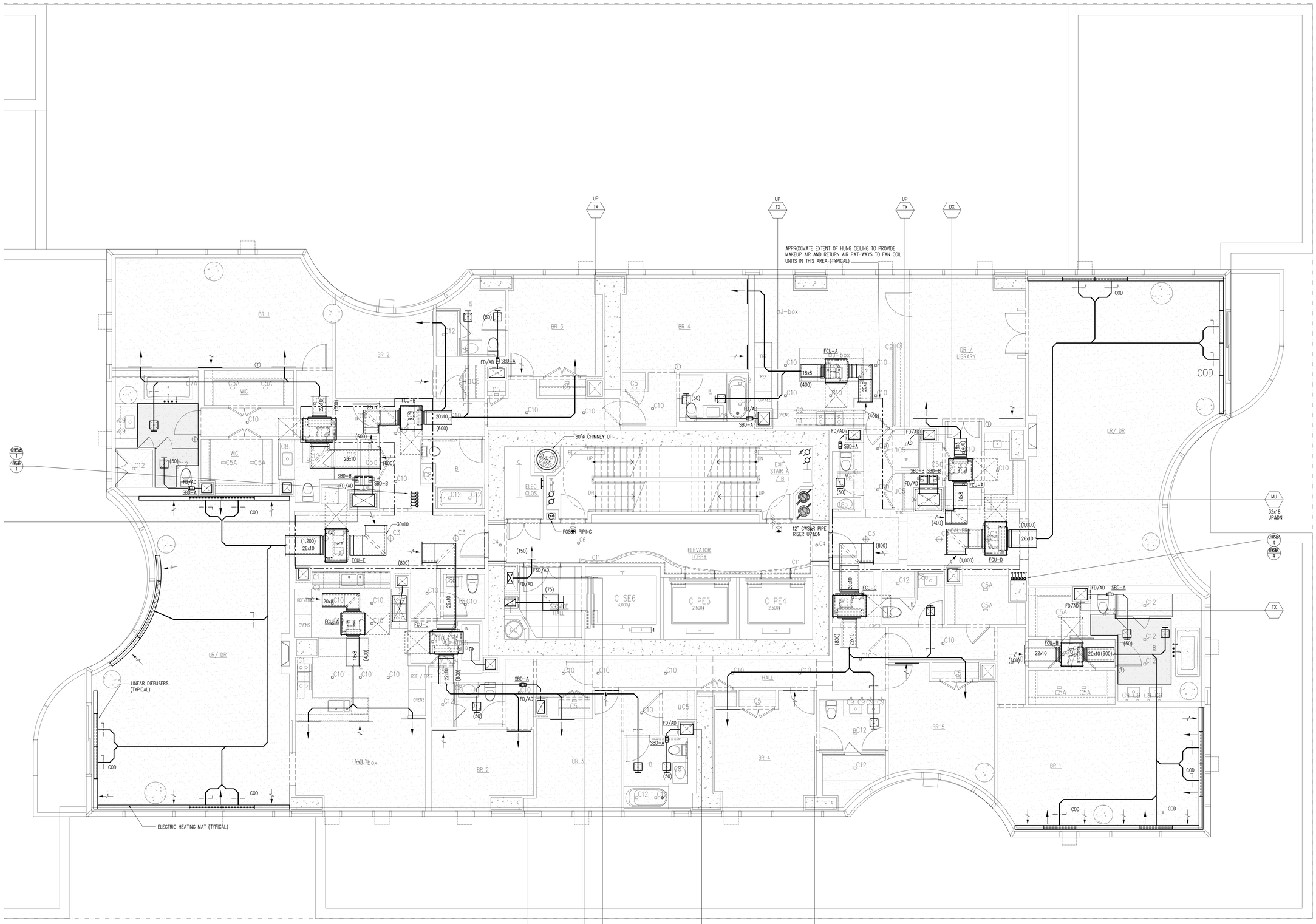


NOTES:

1. EXTEND 12x5 BRANCH SUPPLY FROM MU RISERS INTO NEAREST COMMON RETURN AIR PLENUM SERVING GROUPS OF FAN COIL UNITS.
2. ALL BRANCH DUKT WORK SHALL BE PROVIDED WITH FD/AD AT SHAFT PENETRATION.
3. ALL BRANCH DUCTS SHALL BE PROVIDED WITH SBD.
4. HEATING MAT TERMOSTAT LOCATED AT FLOOR LEVEL.

NOTE: ALL OFFSETS TO TAKE PLACE AT 54TH FLOOR CEILING ONLY.

Damian Titus
NYC Buildings
APPROVED
Under Directive 2 of 1975
Date: 03/20/2014:
NYC Development Hub

SECOND AVENUE

OWNER:

SNOWPLOW LLC
950 THIRD AVENUE
NEW YORK, NY 10022
TEL.: (212) 486-2000

ARCHITECT OF RECORD:

SLCE*Architects, LLP*
841 BROADWAY
NEW YORK, NY 10003
TEL.: (212) 979-8400
FAX.: (212) 979-8387

DESIGN ARCHITECT:

SOM
14 WALL STREET
NEW YORK, NY 10005
TEL.: 212.298.9336
FAX.: 212.298.9500

STRUCTURAL ENGINEER:

DESIMONE
18 WEST 18th STREET
NEW YORK, NY 10011
TEL.: (212) 532-2211
FAX.: (212) 481-6108

MEP ENGINEER:

WSP · FLACK+KURTZ
512 SEVENTH AVENUE
NEW YORK, NY 10011
TEL.: (212) 532-9600

BUILDING ENVELOPE CONSULTANT:

GMS
GILSANZ MURRAY STEFICEK LLP
129 WEST 27th STREET
NEW YORK, NY 10001
TEL.: (212) 254-0030

| No: | Date: | Revision: |
|---|---|---|
| | 10-10-12 | DOB FILING |
| | 04-20-12 | 100% DD |
| | 10-14-11 | 100% SD |

NORTH ARROW N
SCALE 1/8"=1'-0"
0' 2' 4' 8'

KEY PLAN:

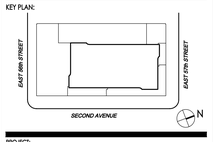


PROJECT:

252 EAST 57th STREET
NEW YORK, NY

TITLE:

MECHANICAL
51st - 54rd FLOOR PLANS

SEAL & SIGNATURE:

| | |
|---|---|
| SCALE: | AS SHOWN |
| DATE: | 09-02-11 |
| PROJECT No: | 2011-14 |
| FILE No: | 250 EAST 57th STREET |
| DRAWN BY: | I.P. |
| CHECKED BY: | C.K. |
| DWG. No.: | M-138.00 |

M-138_51-53.dwg 38 OF 58

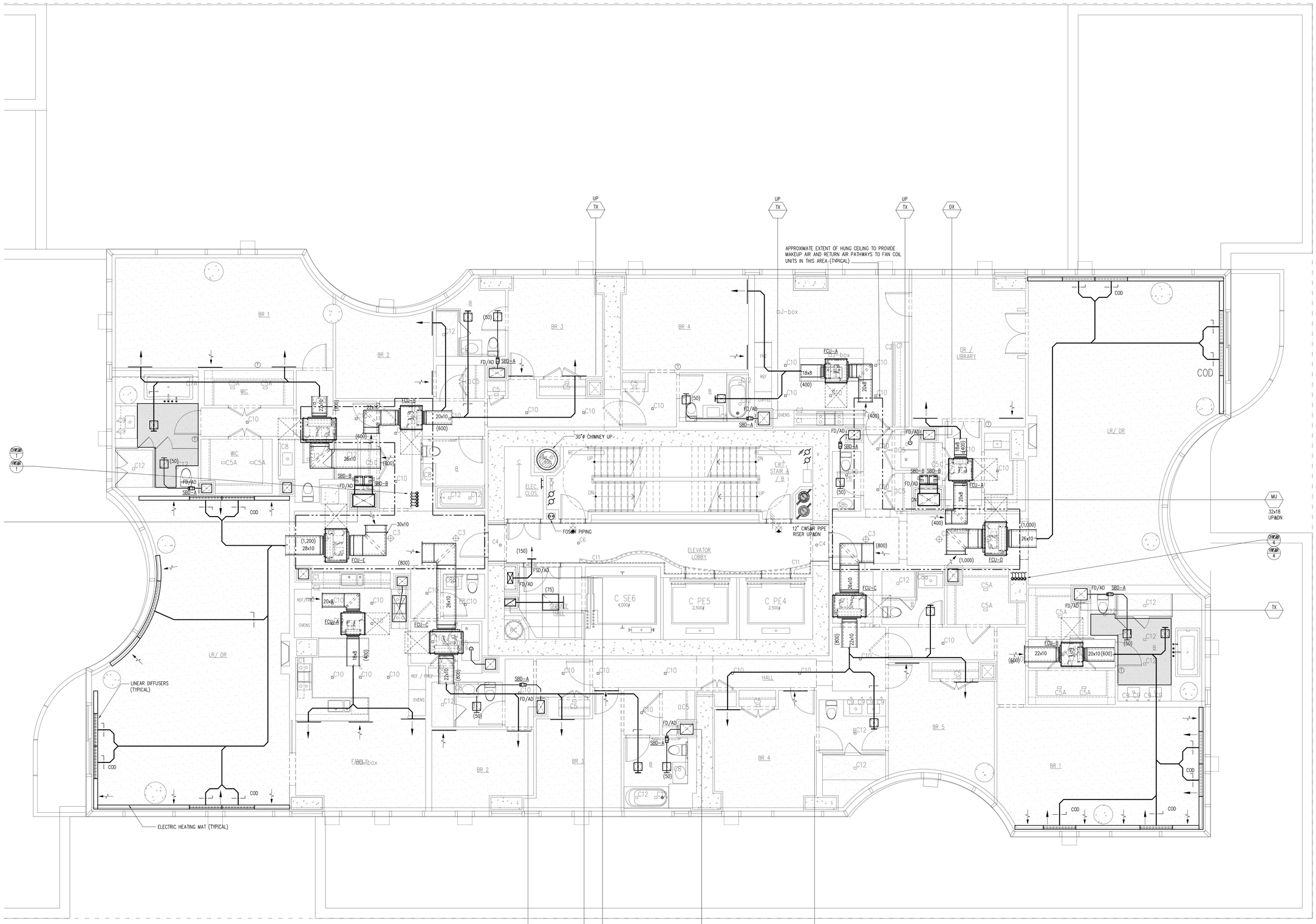


NOTES:

1. EXTEND 12x5 BRANCH SUPPLY FROM MU RISERS INTO NEAREST COMMON RETURN AIR PLENUM SERVING GROUPS OF FAN COIL UNITS.
2. ALL BRANCH DUKT WORK SHALL BE PROVIDED WITH FD/AD AT SHAFT PENETRATION.
3. ALL BRANCH DUCTS SHALL BE PROVIDED WITH SBD.
4. HEATING MAT TERMOSTAT LOCATED AT FLOOR LEVEL.

NOTE: ALL OFFSETS TO TAKE PLACE AT 54TH FLOOR CEILING ONLY.

Damian Titus
NYC Buildings
APPROVED
Under Directive 2 of 1975
Date: 03/20/2014:
NYC Development Hub

SECOND AVENUE

OWNER:
SNOWPLOW LLC
950 THIRD AVENUE
NEW YORK, NY 10022
TEL.: (212) 486-2000

ARCHITECT OF RECORD:
SLCE*Architects, LLP*
841 BROADWAY
NEW YORK, NY 10003
TEL.: (212) 979-8400
FAX.: (212) 979-8387

DESIGN ARCHITECT:
SOM
14 WALL STREET
NEW YORK, NY 10005
TEL.: 212.298.9336
FAX.: 212.298.9500

STRUCTURAL ENGINEER:
DESIMONE
18 WEST 18th STREET
NEW YORK, NY 10011
TEL.: (212) 532-2211
FAX.: (212) 481-6108

MEP ENGINEER:
WSP · FLACK+KURTZ
512 SEVENTH AVENUE
NEW YORK, NY 10011
TEL.: (212) 532-9600

BUILDING ENVELOPE CONSULTANT:
GMS
GILSANZ MURRAY STEFICEK LLP
129 WEST 27th STREET
NEW YORK, NY 10001
TEL.: (212) 254-0030

| No: | Date: | Revision: |
|---|---|---|
| | 10-10-12 | DOB FILING |
| | 04-20-12 | 100% DD |
| | 10-14-11 | 100% SD |

NORTH ARROW N
SCALE 1/8"=1'-0"
0' 2' 4' 8'

KEY PLAN:
EAST 56th STREET
EAST 57th STREET
SECOND AVENUE
N

PROJECT:
252 EAST 57th STREET
NEW YORK, NY

TITLE:
MECHANICAL
55th FLOOR PLAN

SEAL & SIGNATURE:
STATE OF NEW YORK
LICENSED PROFESSIONAL ENGINEER
10-10-2012

| | |
|---|---|
| SCALE: | AS SHOWN |
| DATE: | 09-02-11 |
| PROJECT No: | 2011-14 |
| FILE No: | 250 EAST 57th STREET |
| DRAWN BY: | I.P. |
| CHECKED BY: | C.K. |
| DWG. No.: | M-139.00 |
| M-139_54.dwg | ___ OF 58 |

{0}{BEFF OF BLDG}{123285823} Job Number
{0}{1196270}{0} Work Order

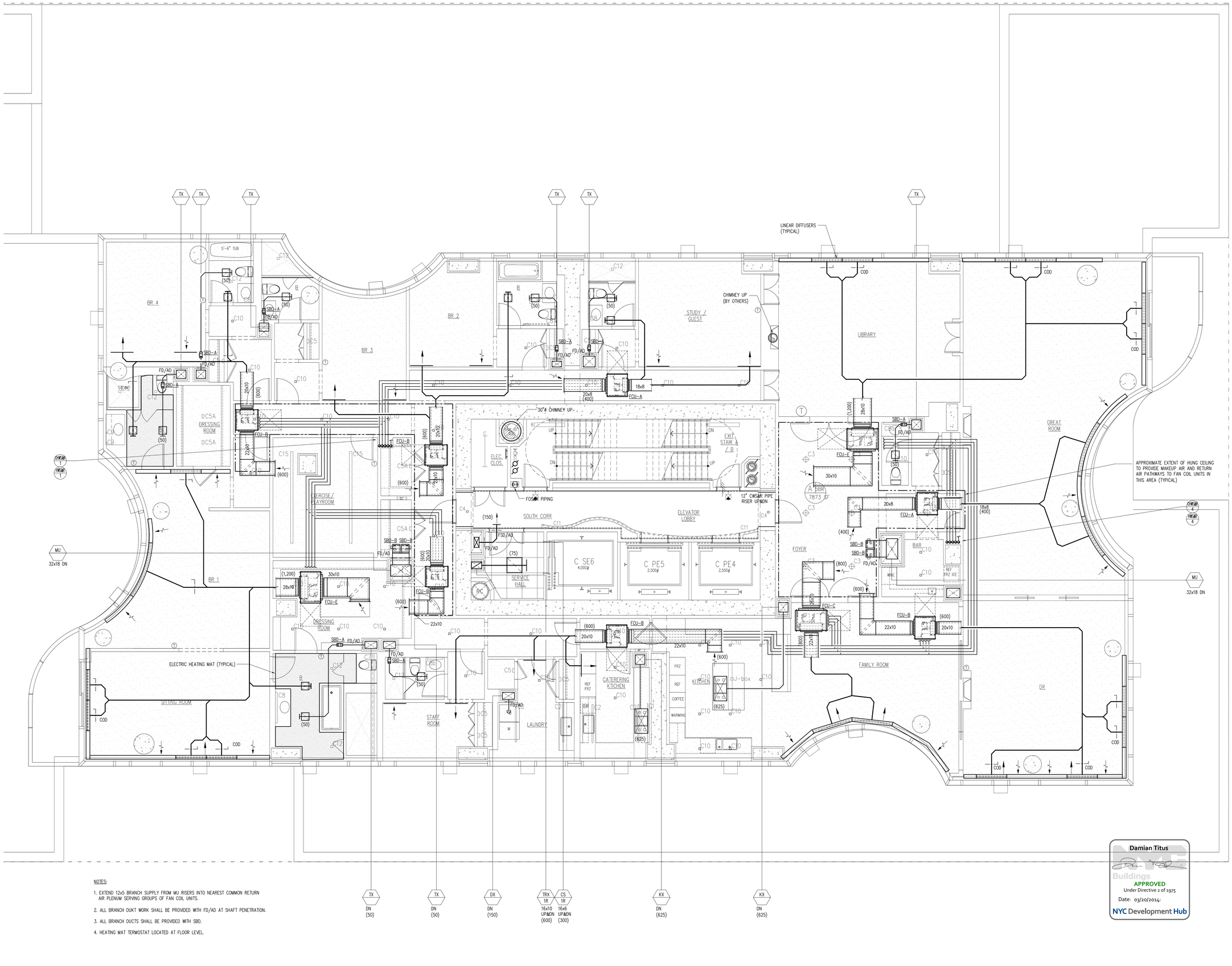


NOTES:

1. EXTEND 12x5 BRANCH SUPPLY FROM MU RISERS INTO NEAREST COMMON RETURN AIR PLENUM SERVING GROUPS OF FAN COIL UNITS.
2. ALL BRANCH DUKT WORK SHALL BE PROVIDED WITH FD/AD AT SHAFT PENETRATION.
3. ALL BRANCH DUCTS SHALL BE PROVIDED WITH SBD.
4. HEATING MAT TERMOSTAT LOCATED AT FLOOR LEVEL.

TX DN (50) | TX DN (50) | DX DN (150) | TRX 1R 16x10 UP&DN (600) | CS 1R 16x6 UP&DN (300) | KX DN (625) | KX DN (625)

Damian Titus
NYC Buildings
APPROVED
Under Directive 2 of 1975
Date: 03/20/2014:
NYC Development Hub

OWNER:
SNOWPLOW LLC
950 THIRD AVENUE
NEW YORK, NY 10022
TEL.: (212) 486-2000

ARCHITECT OF RECORD:
SLCE*Architects, LLP*
841 BROADWAY
NEW YORK, NY 10003
TEL.: (212) 979-8400
FAX.: (212) 979-8387

DESIGN ARCHITECT:
SOM
14 WALL STREET
NEW YORK, NY 10005
TEL.: 212.298.9336
FAX.: 212.298.9500

STRUCTURAL ENGINEER:
DESIMONE
18 WEST 18th STREET
NEW YORK, NY 10011
TEL.: (212) 532-2211
FAX.: (212) 481-6108

MEP ENGINEER:
WSP • FLACK+KURTZ
512 SEVENTH AVENUE
NEW YORK, NY 10011
TEL.: (212) 532-9600

BUILDING ENVELOPE CONSULTANT:
GBS
GILSANZ MURRAY STEFICEK LLP
129 WEST 27th STREET
NEW YORK, NY 10001
TEL.: (212) 254-0030

| No: | Date: | Revision: |
|---|---|---|
| 10-10-12 | | DOB FILING |
| 04-20-12 | | 100% DD |
| 10-14-11 | | 100% SD |

NORTH ARROW: N
SCALE: 1/8"=1'-0" (0' 2' 4' 8')

KEY PLAN:
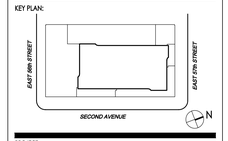


PROJECT:
252 EAST 57th STREET
NEW YORK, NY

TITLE:
MECHANICAL
56th FLOOR PLAN

SEAL & SIGNATURE:

| | |
|---|---|
| SCALE: | AS SHOWN |
| DATE: | 09-03-11 |
| PROJECT No: | 2011-14 |
| FILE No: | 250 EAST 57th STREET |
| DRAWN BY: | I.P. |
| CHECKED BY: | C.K. |
| DWG. No.: | M-140.00 |
| M-140_56.dwg | 39 OF 58 |

DEPT OF BLDGS 121305323 Job Number
E366702569 Scan Code

UP TO ROOF PENTHOUSE (TYP FOR 3)

UP TO ROOF PENTHOUSE

DXF-56-1 (3,600)

KXF-56-1 (5,700)

TRXF-56-1 (1,275)

60X24 UP

30"ø CHIMNEY UP

ELEC. CLOS.

EXIT STAIR A & B

DN

UP

FOS&R PIPING

UNDERSIDE OF SLAB: 11'-0"

AHU-56-1 (2,200)

ROOF-COOLING

ROOF-HEATING

24X36 UP AND DN

GRAC-56-1

DHWPHP-56-1

DHWHX-56-1

DHWPHP-56-2

C.T. VFDs

UP TO COOLING TOWER

5"

6"

12"CWS

12"CWR

4"

2-1/2"

DOMESTIC HW FLUE UP

60X24

FIRE PUMP

S

Damian Titus
Buildings
APPROVED
Under Directive 2 of 1975
Date: 03/20/2014:
NYC Development Hub

OWNER:
SNOWPLOW LLC
950 THIRD AVENUE
NEW YORK, NY 10022
TEL.: (212) 486-2000

ARCHITECT OF RECORD:
SLCE*Architects, LLP*
841 BROADWAY
NEW YORK, NY 10003
TEL.: (212) 979-8400
FAX.: (212) 979-8387

DESIGN ARCHITECT:
SOM
14 WALL STREET
NEW YORK, NY 10005
TEL.: 212.298.9336
FAX.: 212.298.9500

STRUCTURAL ENGINEER:
DESIMONE
18 WEST 18th STREET
NEW YORK, NY 10011
TEL.: (212) 532-2211
FAX.: (212) 481-6108

MEP ENGINEER:
WSP • FLACK+KURTZ
512 SEVENTH AVENUE
NEW YORK, NY 10011
TEL.: (212) 532-9600

BUILDING ENVELOPE CONSULTANT:
GMS
GILSANZ MURRAY STEFICEK LLP
129 WEST 27th STREET
NEW YORK, NY 10001
TEL.: (212) 254-0030

| No: | Date: | Revision: |
|---|---|---|
| | 10-10-12 | DOB FILING |
| | 04-20-12 | 100% DD |
| | 10-14-11 | 100% SD |

NORTH ARROW N

SCALE 1/8"=1'-0" (0' 2' 4' 8')

KEY PLAN:

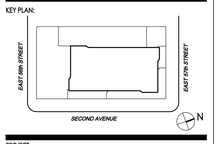


PROJECT:

# 252 EAST 57th STREET NEW YORK, NY

TITLE:

## MECHANICAL 57th FLOOR PLAN

SEAL & SIGNATURE:

| | |
|---|---|
| SCALE: | AS SHOWN |
| DATE: | 09-02-11 |
| PROJECT No: | 2011-14 |
| FILE No: | 250 EAST 57th STREET |
| DRAWN BY: | I.P. |
| CHECKED BY: | C.K. |

DWG. No.:

M-141.00

M-141_57.dwg 40 OF 58

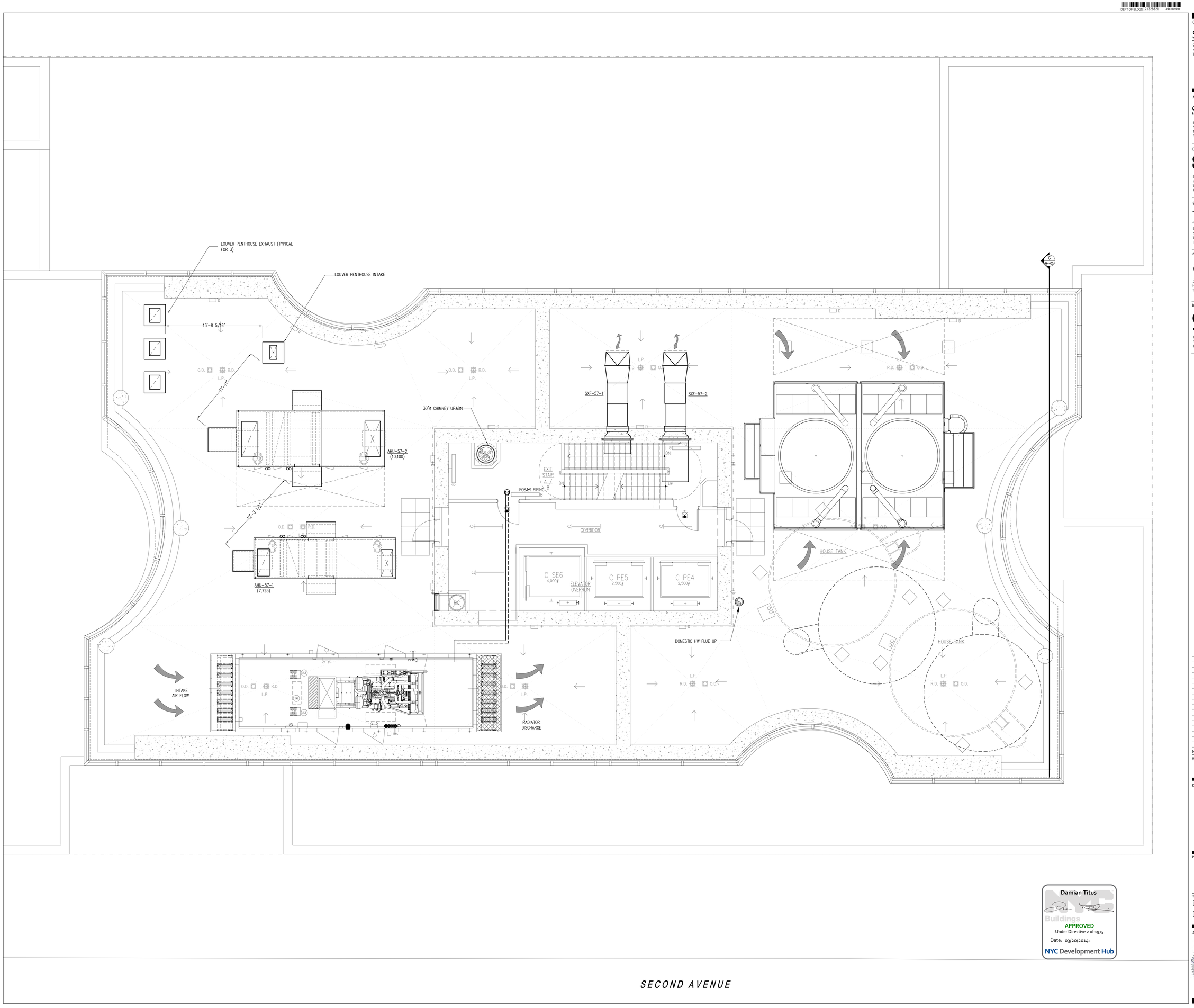


Damian Titus
Buildings
APPROVED
Under Directive 2 of 1975
Date: 03/20/2014:
NYC Development Hub

OWNER:

SNOWPLOW LLC

950 THIRD AVENUE
NEW YORK, NY 10022
TEL.: (212) 486-2000

ARCHITECT OF RECORD:

SLCE*Architects, LLP*

841 BROADWAY
NEW YORK, NY 10003
TEL.: (212) 979-8400
FAX.: (212) 979-8387

DESIGN ARCHITECT:

SOM

14 WALL STREET
NEW YORK, NY 10005
TEL.: 212.298.9336
FAX.: 212.298.9500

STRUCTURAL ENGINEER:

DESIMONE

18 WEST 18th STREET
NEW YORK, NY 10011
TEL.: (212) 532-2211
FAX.: (212) 481-6108

MEP ENGINEER:

WSP · FLACK+KURTZ

512 SEVENTH AVENUE
NEW YORK, NY 10011
TEL.: (212) 532-9600

BUILDING ENVELOPE CONSULTANT:

GMS
GILSANZ MURRAY STEFICEK LLP

129 WEST 27th STREET
NEW YORK, NY 10001
TEL.: (212) 254-0030

| No: | Date: | Revision: |
|---|---|---|
| | 10-10-12 | DOB FILING |
| | 04-20-12 | 100% DD |
| | 10-14-11 | 100% SD |

NORTH ARROW N

SCALE 1/8"=1'-0"
0' 2' 4' 8'

KEY PLAN:

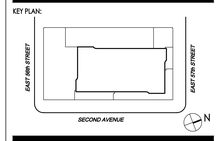


PROJECT:

252 EAST 57th STREET
NEW YORK, NY

TITLE:

MECHANICAL
ROOF PLAN

SEAL & SIGNATURE:

STATE OF NEW YORK · SEAL · PROFESSIONAL ENGINEER

| | |
|---|---|
| SCALE: | AS SHOWN |
| DATE: | 09-02-11 |
| PROJECT No: | 2011-14 |
| FILE No: | 250 EAST 57th STREET |
| DRAWN BY: | I.P. |
| CHECKED BY: | C.K. |
| DWG. No.: | M-142.00 |

M-142_ROOF.dwg 41 OF 58

DEPT OF BLDGS 121305523 Job Number

E1625499706 Work Order

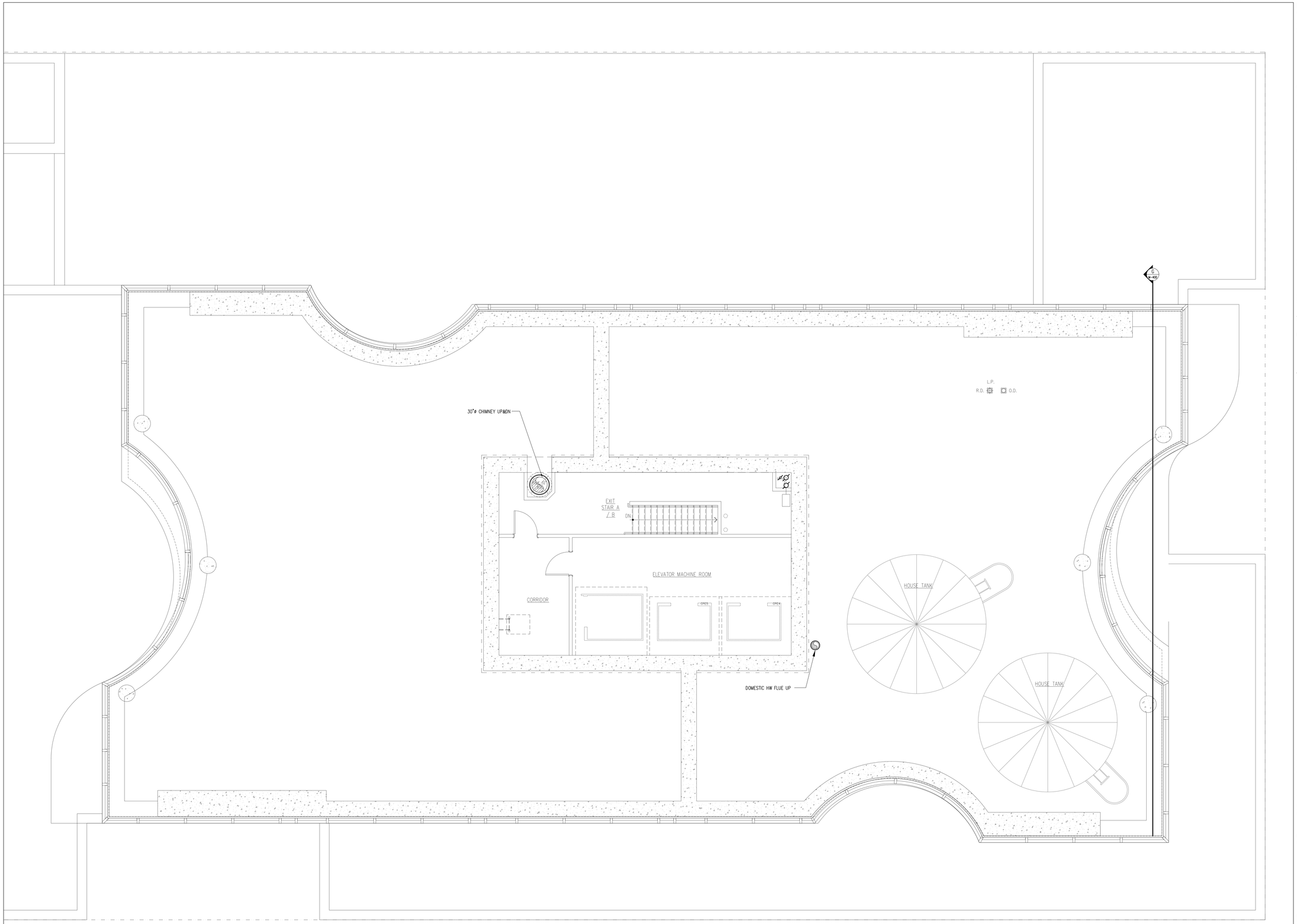


Damian Titus
Buildings
APPROVED
Under Directive 2 of 1975
Date: 03/20/2014:
NYC Development Hub

OWNER:

SNOWPLOW LLC

950 THIRD AVENUE
NEW YORK, NY 10022
TEL.: (212) 486-2000

ARCHITECT OF RECORD:

SLCE*Architects, LLP*

841 BROADWAY
NEW YORK, NY 10003
TEL.: (212) 979-8400
FAX.: (212) 979-8387

DESIGN ARCHITECT:

SOM

14 WALL STREET
NEW YORK, NY 10005
TEL.: 212.298.9336
FAX.: 212.298.9500

STRUCTURAL ENGINEER:

DESIMONE

18 WEST 18th STREET
NEW YORK, NY 10011
TEL.: (212) 532-2211
FAX.: (212) 481-6108

MEP ENGINEER:

WSP • FLACK+KURTZ

512 SEVENTH AVENUE
NEW YORK, NY 10011
TEL.: (212) 532-9600

BUILDING ENVELOPE CONSULTANT:

GBS
GILSANZ MURRAY STEFICEK LLP

129 WEST 27th STREET
NEW YORK, NY 10001
TEL.: (212) 254-0030

| No.: | Date: | Revision: |
|---|---|---|
| | 10-10-12 | DOB FILING |
| | 04-20-12 | 100% DD |
| | 10-14-11 | 100% SD |

NORTH ARROW

SCALE 1/8"=1'-0"
0' 2' 4' 8'

KEY PLAN:

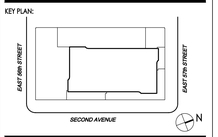


PROJECT:

252 EAST 57th STREET
NEW YORK, NY

TITLE:

MECHANICAL
BULK HEAD PLAN

SEAL & SIGNATURE:

STATE OF NEW YORK
DAMIAN KELLY TITUS
029 050
PROFESSIONAL ENGINEER

| | |
|---|---|
| SCALE: | AS SHOWN |
| DATE: | 09-02-11 |
| PROJECT No: | 2011-14 |
| FILE No: | 250 EAST 57th STREET |
| DRAWN BY: | I.P. |
| CHECKED BY: | C.K. |
| DWG. No.: | M-143.00 |

M-143_BH.dwg 42 OF 58

BSBT OP BLDGS 121305523 Job Number
ESSY76292445 Work Order

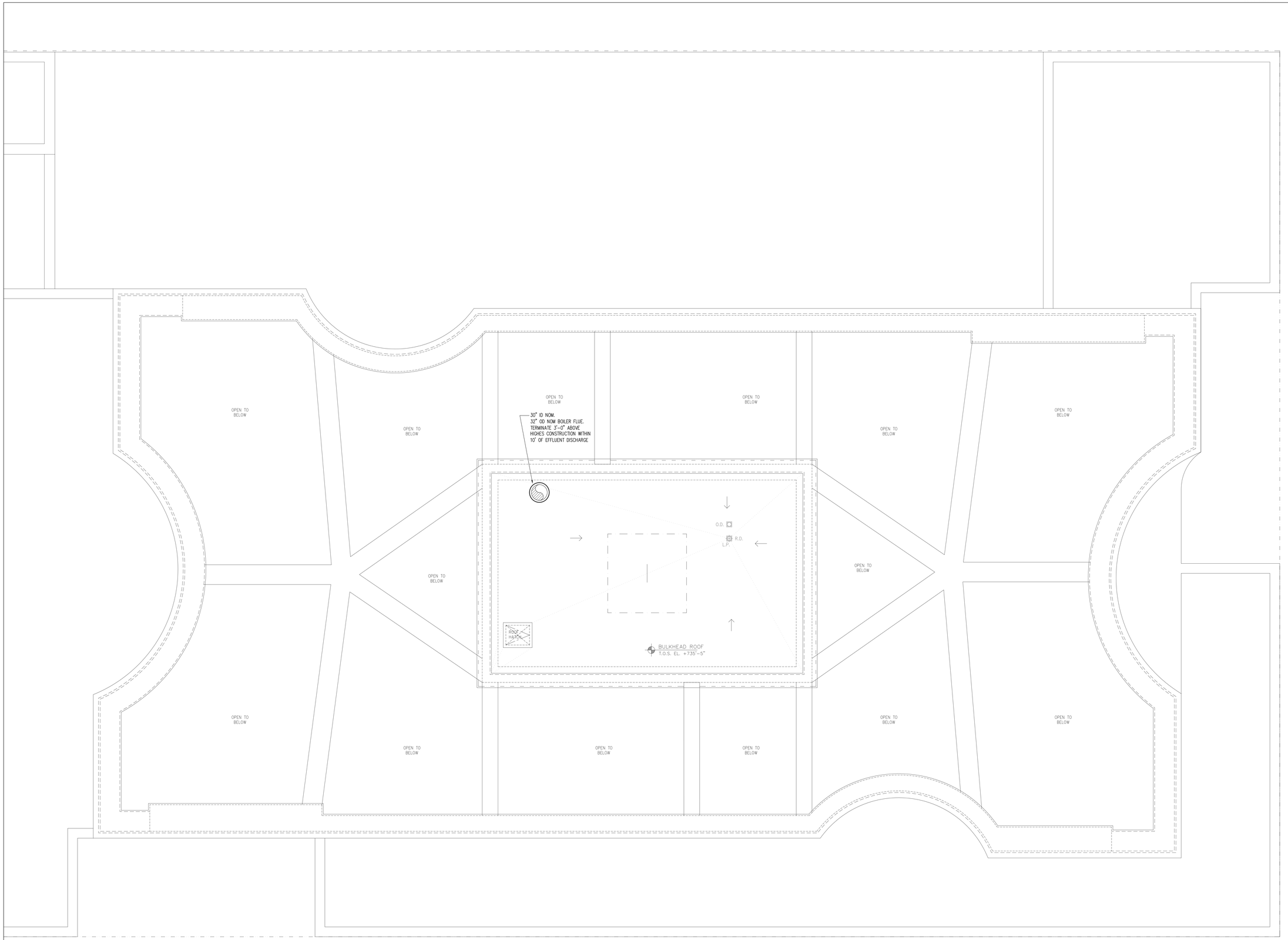


Damian Titus
Buildings
APPROVED
Under Directive 2 of 1975
Date: 03/20/2014:
NYC Development Hub

OWNER:
SNOWPLOW LLC
950 THIRD AVENUE
NEW YORK, NY 10022
TEL.: (212) 486-2000

ARCHITECT OF RECORD:
SLCE*Architects, LLP*
841 BROADWAY
NEW YORK, NY 10003
TEL.: (212) 979-8400
FAX.: (212) 979-8387

DESIGN ARCHITECT:
SOM
14 WALL STREET
NEW YORK, NY 10005
TEL.: 212.298.9336
FAX.: 212.298.9500

STRUCTURAL ENGINEER:
DESIMONE
18 WEST 18th STREET
NEW YORK, NY 10011
TEL.: (212) 532-2211
FAX.: (212) 481-6108

MEP ENGINEER:
WSP • FLACK+KURTZ
512 SEVENTH AVENUE
NEW YORK, NY 10011
TEL.: (212) 532-9600

BUILDING ENVELOPE CONSULTANT:
GMS
GILSANZ MURRAY STEFICEK LLP
129 WEST 27th STREET
NEW YORK, NY 10001
TEL.: (212) 254-0030

| No: | Date: | Revision: |
|---|---|---|
| | 10-10-12 | DOB FILING |
| | 04-20-12 | 100% DD |
| | 10-14-11 | 100% SD |

NORTH ARROW N
SCALE 1/8"=1'-0"
0' 2' 4' 8'

KEY PLAN:

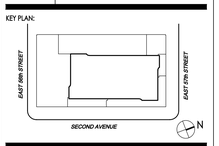


PROJECT:
# 252 EAST 57th STREET NEW YORK, NY

TITLE:
MECHANICAL
BULK HEAD ROOF PLAN

SEAL & SIGNATURE:

| | |
|---|---|
| SCALE: | AS SHOWN |
| DATE: | 09-03-11 |
| PROJECT No: | 2011-14 |
| FILE No: | 250 EAST 57th STREET |
| DRAWN BY: | I.P. |
| CHECKED BY: | C.K. |

DWG. No.:
M-144.00

M-144_BHRP.dwg 43 OF 58

1(EXT OF BLDG) 1213253523 Job Number
E3519539553 Scan Code

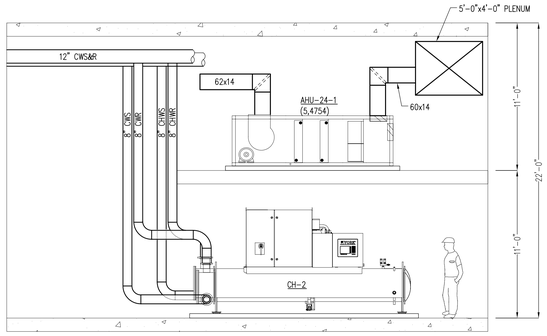


SECTION A-A
SCALE: 1/4" = 1'-0"

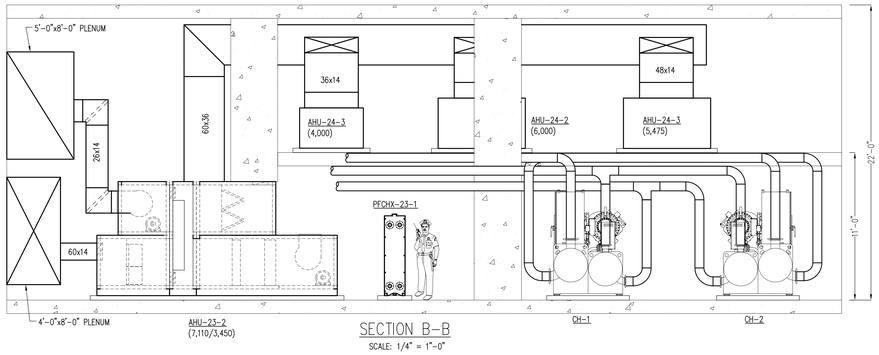


SECTION B-B
SCALE: 1/4" = 1'-0"

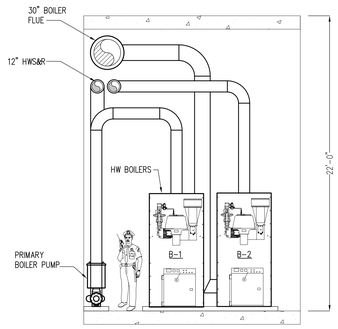


SECTION C-C
SCALE: 1/4" = 1'-0"

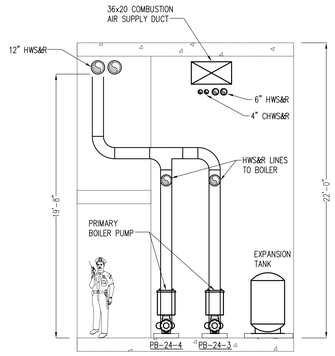


SECTION D-D
SCALE: 1/4" = 1'-0"

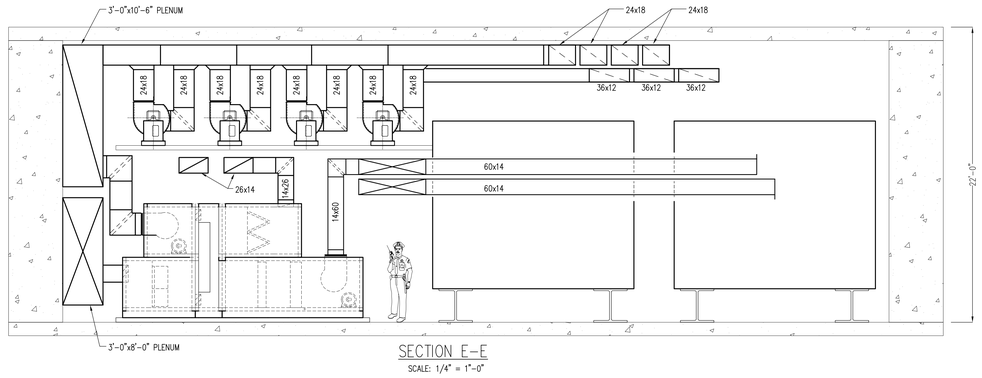


SECTION E-E
SCALE: 1/4" = 1'-0"

SECTION F-F
SCALE: 1/4" = 1'-0"

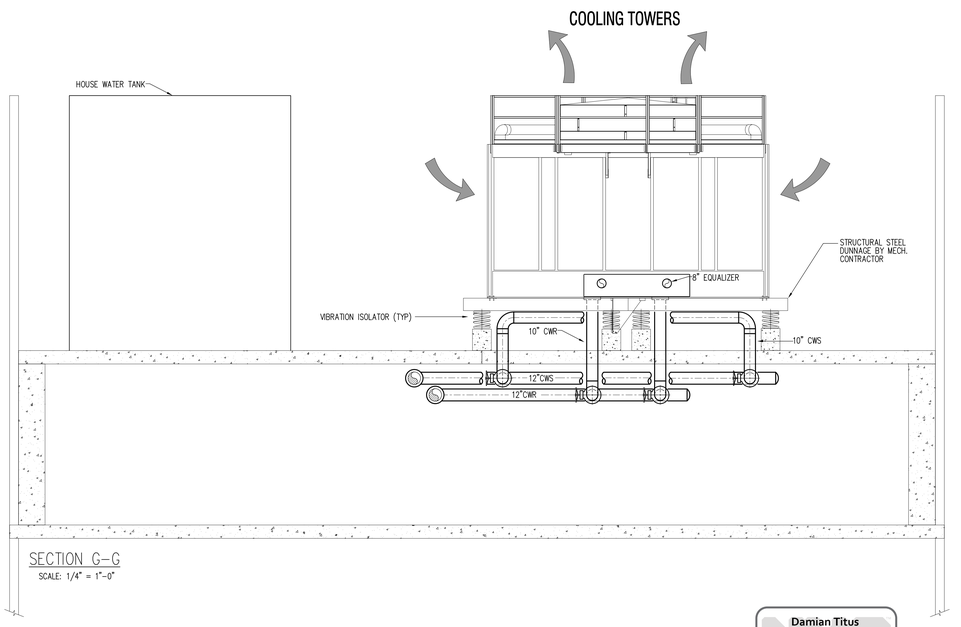


SECTION G-G
SCALE: 1/4" = 1'-0"

Damian Titus
Buildings
APPROVED
Under Directive 2 of 1975
Date: 03/20/2014:
NYC Development Hub

OWNER:
SNOWPLOW LLC
950 THIRD AVENUE
NEW YORK, NY 10022
TEL.: (212) 486-2000

ARCHITECT OF RECORD:
SLCE*Architects, LLP*
841 BROADWAY
NEW YORK, NY 10003
TEL.: (212) 979-8400
FAX.: (212) 979-8387

DESIGN ARCHITECT:
SOM
14 WALL STREET
NEW YORK, NY 10005
TEL.: 212.298.9336
FAX.: 212.298.9500

STRUCTURAL ENGINEER:
DESIMONE
18 WEST 18th STREET
NEW YORK, NY 10011
TEL.: (212) 532-2211
FAX.: (212) 481-6108

MEP ENGINEER:
WSP • FLACK+KURTZ
512 SEVENTH AVENUE
NEW YORK, NY 10011
TEL.: (212) 532-9600

BUILDING ENVELOPE CONSULTANT:
GMS
GILSANZ MURRAY STEFICEK LLP
129 WEST 27th STREET
NEW YORK, NY 10001
TEL.: (212) 254-0030

| No: | Date: | Revision: |
|---|---|---|
| | 10-10-12 | DOB FILING |
| | 04-20-12 | 100% DD |
| | 10-14-11 | 100% SD |

NORTH ARROW: N
SCALE: AS NOTED

KEY PLAN:
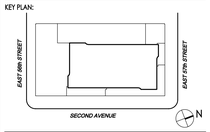


PROJECT:
252 EAST 57th STREET
NEW YORK, NY

TITLE:
MECHANICAL
SECTIONS SHEET #1

SEAL & SIGNATURE:

| | |
|---|---|
| SCALE: | AS SHOWN |
| DATE: | 09-02-11 |
| PROJECT No: | 2011-14 |
| FILE No: | 250 EAST 57th STREET |
| DRAWN BY: | E.P. |
| CHECKED BY: | C.K. |
| DWG. No.: | M-400.00 |
| M-400.dwg | 46 OF 58 |

DEPT OF BLDGS 121305323 Job Number
B1B9553525S Scan Code

2 CELL COOLING TOWER

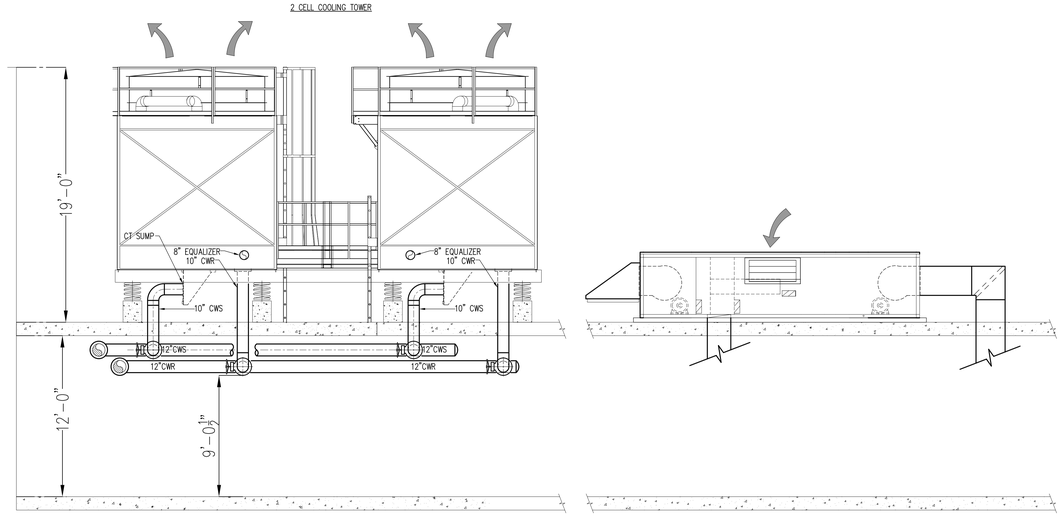


SECTION A (OPTION 1)
SCALE: 1/8"=1'-0"

OWNER:
SNOWPLOW LLC
950 THIRD AVENUE
NEW YORK, NY 10022
TEL.: (212) 486-2000

ARCHITECT OF RECORD:
SLCE*Architects, LLP*
841 BROADWAY
NEW YORK, NY 10003
TEL.: (212) 979-8400
FAX.: (212) 979-8387

DESIGN ARCHITECT:
SOM
14 WALL STREET
NEW YORK, NY 10005
TEL.: 212.298.9336
FAX.: 212.298.9500

STRUCTURAL ENGINEER:
DESIMONE
18 WEST 18th STREET
NEW YORK, NY 10011
TEL.: (212) 532-2211
FAX.: (212) 481-6108

MEP ENGINEER:
WSP • FLACK+KURTZ
512 SEVENTH AVENUE
NEW YORK, NY 10011
TEL.: (212) 532-9600

BUILDING ENVELOPE CONSULTANT:
GMS
GILSANZ MURRAY STEFICEK LLP
129 WEST 27th STREET
NEW YORK, NY 10001
TEL.: (212) 254-0030

| No: | Date: | Revision: |
|---|---|---|
| | 10-10-12 | DOB FILING |
| | 04-20-12 | 100% DD |
| | 10-14-11 | 100% SD |

NORTH ARROW: N
SCALE: AS NOTED

KEY PLAN:

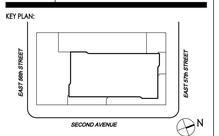


PROJECT:
252 EAST 57th STREET
NEW YORK, NY

TITLE:
MECHANICAL
SECTIONS SHEET #2

Damian Titus
Buildings
APPROVED
Under Directive 2 of 1975
Date: 03/20/2014:
NYC Development Hub

SEAL & SIGNATURE:

| | |
|---|---|
| SCALE: | AS SHOWN |
| DATE: | 09-02-11 |
| PROJECT No: | 2011-14 |
| FILE No: | 250 EAST 57th STREET |
| DRAWN BY: | L.P. |
| CHECKED BY: | C.K. |
| DWG. No.: | M-401.00 |
| M-401.dwg | 45 OF 58 |

DEPT OF BLDGS 121305324 Job Number
E304653780 Scan Code

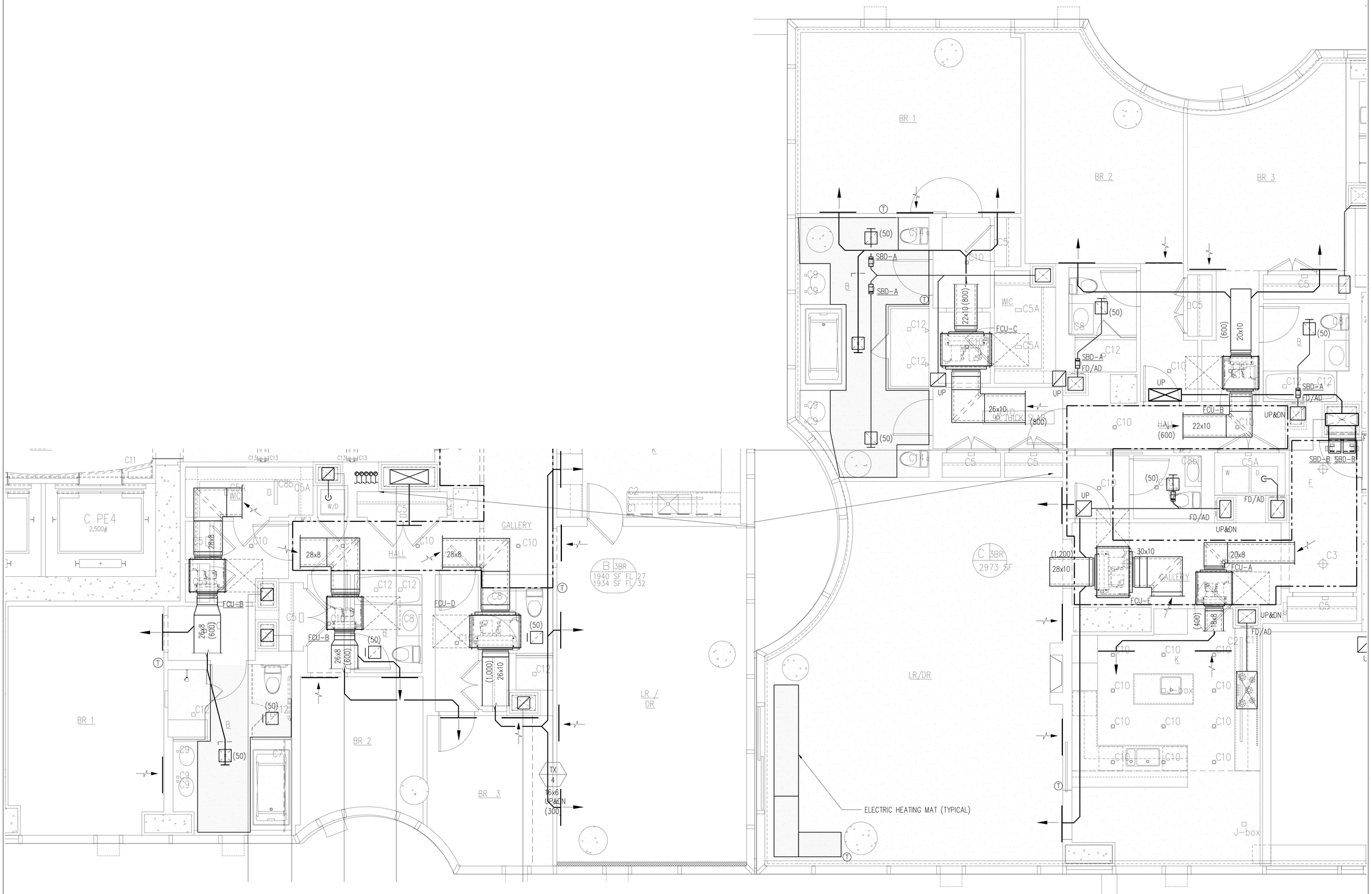


PART PLAN OF 27TH - 32ND FLOORS
SCALE: 3/8" = 1'-0"

PART PLAN OF 50TH FLOOR
SCALE: 3/8" = 1'-0"

Damian Titus
Buildings
APPROVED
Under Directive 2 of 1975
Date: 03/20/2014:
NYC Development Hub

OWNER:
SNOWPLOW LLC
950 THIRD AVENUE
NEW YORK, NY 10022
TEL.: (212) 486-2000

ARCHITECT OF RECORD:
SLCE*Architects, LLP*
841 BROADWAY
NEW YORK, NY 10003
TEL.: (212) 979-8400
FAX.: (212) 979-8387

DESIGN ARCHITECT:
SOM
14 WALL STREET
NEW YORK, NY 10005
TEL.: 212.298.9336
FAX.: 212.298.9500

STRUCTURAL ENGINEER:
DESIMONE
18 WEST 18th STREET
NEW YORK, NY 10011
TEL.: (212) 532-2211
FAX.: (212) 481-6108

MEP ENGINEER:
WSP • FLACK+KURTZ
512 SEVENTH AVENUE
NEW YORK, NY 1001
TEL.: (212) 532-9600

BUILDING ENVELOPE CONSULTANT:
GILSANZ MURRAY STEFICEK LLP
129 WEST 27th STREET
NEW YORK, NY 10001
TEL.: (212) 254-0030

| No: | Date: | Revision: |
|---|---|---|
| | 10-10-12 | DOB FILING |
| | 04-20-12 | 100% DD |
| | 10-14-11 | 100% SD |

NORTH ARROW: N
SCALE: AS NOTED

KEY PLAN:
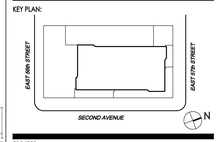


PROJECT:
252 EAST 57th STREET
NEW YORK, NY

TITLE:
MECHANICAL
PART PLANS

SEAL & SIGNATURE:

| | |
|---|---|
| SCALE: | AS SHOWN |
| DATE: | 09-02-11 |
| PROJECT No: | 2011-14 |
| FILE No: | 250 EAST 57th STREET |
| DRAWN BY: | I.P. |
| CHECKED BY: | C.K. |
| DWG. No.: | M-402.00 |
| M-402.dwg | ____ OF 58 |

DEPT OF BLDGS 121305323 Job Number
E1411537095 Scan Code

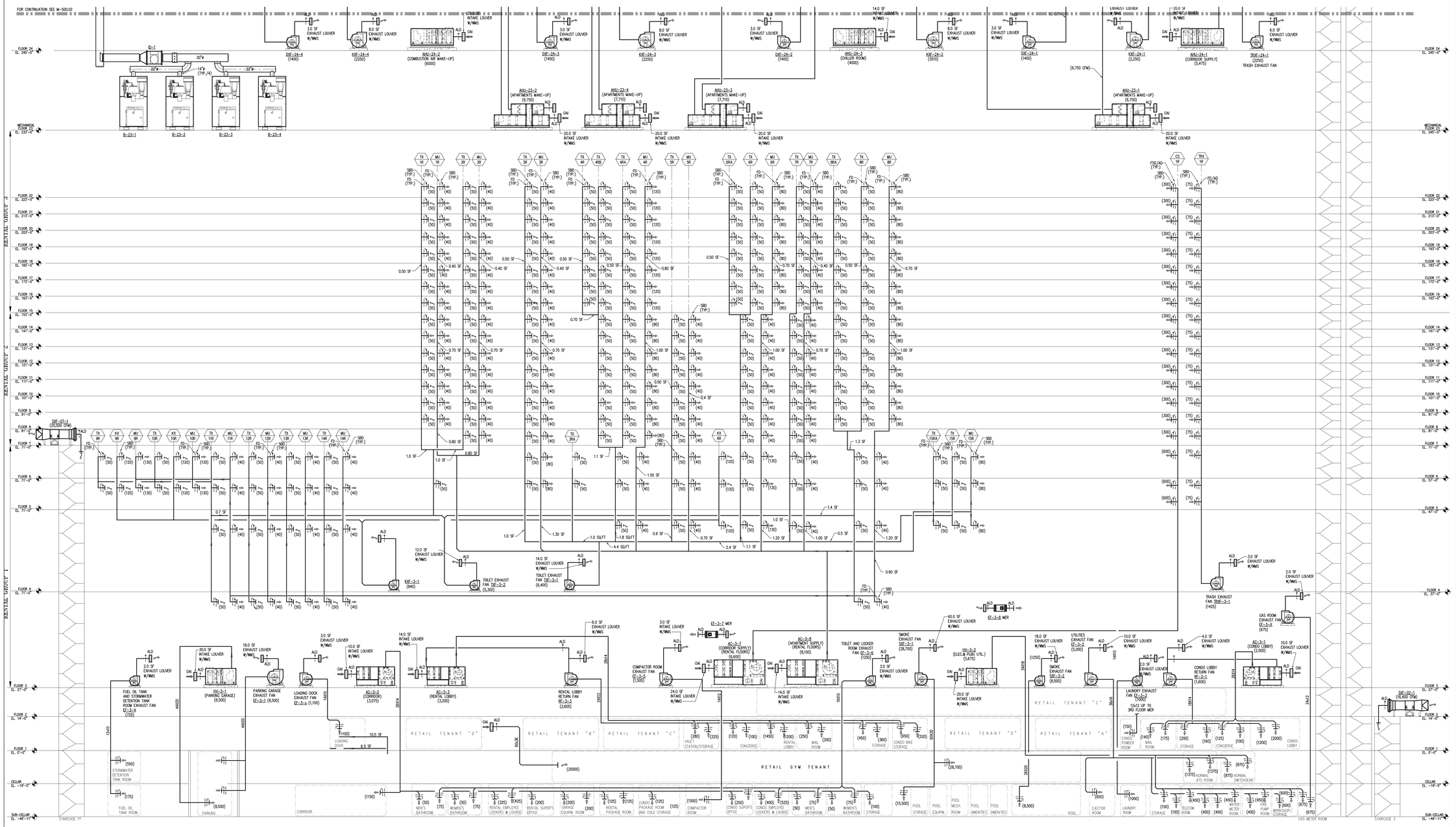


OWNER:
SNOWPLOW LLC
950 THIRD AVENUE
NEW YORK, NY 10022
TEL.: (212) 486-2000

ARCHITECT OF RECORD:
SLCE*Architects, LLP*
841 BROADWAY
NEW YORK, NY 10003
TEL.: (212) 979-8400
FAX.: (212) 979-8387

DESIGN ARCHITECT:
SOM
14 WALL STREET
NEW YORK, NY 10005
TEL.: 212.298.9336
FAX.: 212.298.9500

STRUCTURAL ENGINEER:
DESIMONE
18 WEST 18th STREET
NEW YORK, NY 10011
TEL.: (212) 532-2211
FAX.: (212) 481-6108

MEP ENGINEER:
WSP • FLACK+KURTZ
512 SEVENTH AVENUE
NEW YORK, NY 10011
TEL.: (212) 532-9600

BUILDING ENVELOPE CONSULTANT:
GMS
GILSANZ MURRAY STEFICEK LLP
129 WEST 27th STREET
NEW YORK, NY 10001
TEL.: (212) 254-0030

| No: | Date: | Revision: |
|---|---|---|
| | 10-10-12 | DOB FILING |
| | 04-20-12 | 100% DD |
| | 10-14-11 | 100% SD |

NORTH ARROW: N
SCALE: NONE

KEY PLAN:

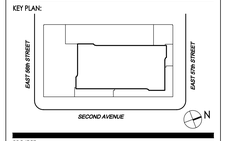


PROJECT:
# 252 EAST 57th STREET NEW YORK, NY

TITLE:
MECHANICAL AIR RISER DIAGRAM LOWER LEVELS

Damian Titus
NYC Buildings
APPROVED
Under Directive 2 of 1975
Date: 03/20/2014:
NYC Development Hub

SEAL & SIGNATURE:

| | |
|---|---|
| SCALE: | AS SHOWN |
| DATE: | 09-02-11 |
| PROJECT No: | 2011-14 |
| FILE No: | 250 EAST 57th STREET |
| DRAWN BY: | I.P. |
| CHECKED BY: | C.K. |
| DWG. No.: | M-500.00 |
| M-500.dwg | 46 OF 58 |

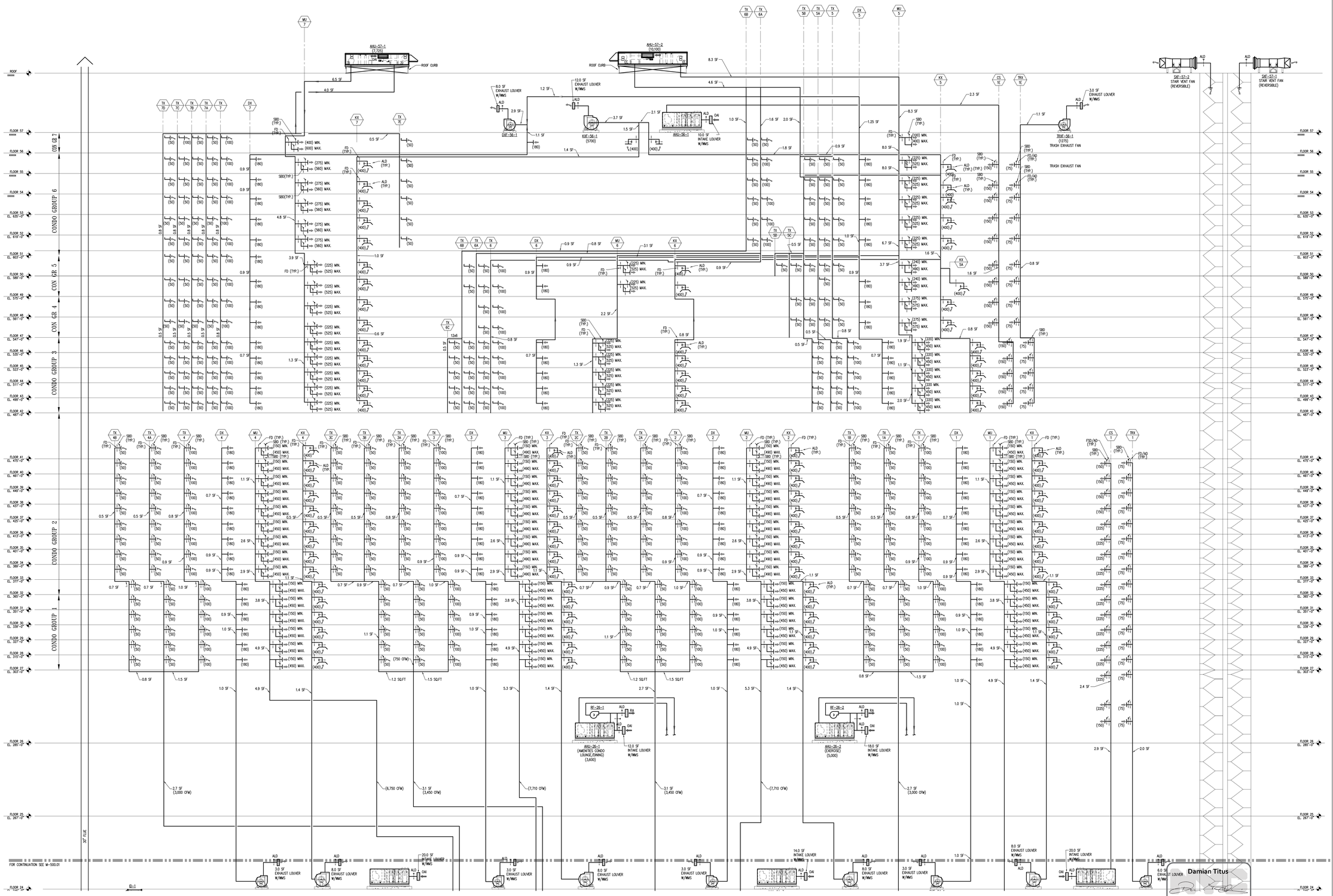


Damian Titus

APPROVED
Under Directive 2 of 1975
Date: 03/20/2014:
NYC Development Hub

OWNER:

SNOWPLOW LLC
950 THIRD AVENUE
NEW YORK, NY 10022
TEL.: (212) 486-2000

ARCHITECT OF RECORD:

SLCE*Architects, LLP*
841 BROADWAY
NEW YORK, NY 10003
TEL.: (212) 979-8400
FAX.: (212) 979-8387

DESIGN ARCHITECT:

SOM
14 WALL STREET
NEW YORK, NY 10005
TEL.: 212.298.9336
FAX.: 212.298.9500

STRUCTURAL ENGINEER:

DESIMONE
18 WEST 18th STREET
NEW YORK, NY 10011
TEL.: (212) 532-2211
FAX.: (212) 481-6108

MEP ENGINEER:

WSP · FLACK+KURTZ
512 SEVENTH AVENUE
NEW YORK, NY 10011
TEL.: (212) 532-9600

BUILDING ENVELOPE CONSULTANT:

GMS
GILSANZ MURRAY STEFICEK LLP
129 WEST 27th STREET
NEW YORK, NY 10001
TEL.: (212) 254-0030

| No: | Date: | Revision: |
|---|---|---|
| | 10-10-12 | DOB FILING |
| | 04-20-12 | 100% DD |
| | 10-14-11 | 100% SD |

NORTH ARROW N
SCALE NONE

KEY PLAN:

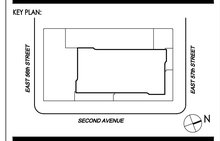


PROJECT:

252 EAST 57th STREET
NEW YORK, NY

TITLE:

MECHANICAL AIR RISER
DIAGRAM UPPER LEVELS

SEAL & SIGNATURE:

| | |
|---|---|
| SCALE: | AS SHOWN |
| DATE: | 09-02-11 |
| PROJECT No: | 2011-14 |
| FILE No: | 250 EAST 57th STREET |
| DRAWN BY: | I.P. |
| CHECKED BY: | C.K. |
| DWG. No.: | M-501.00 |

M-501.dwg 47 OF 58

DEPT OF BLDGS 121305525 Job Number
E351500644 Scan Code

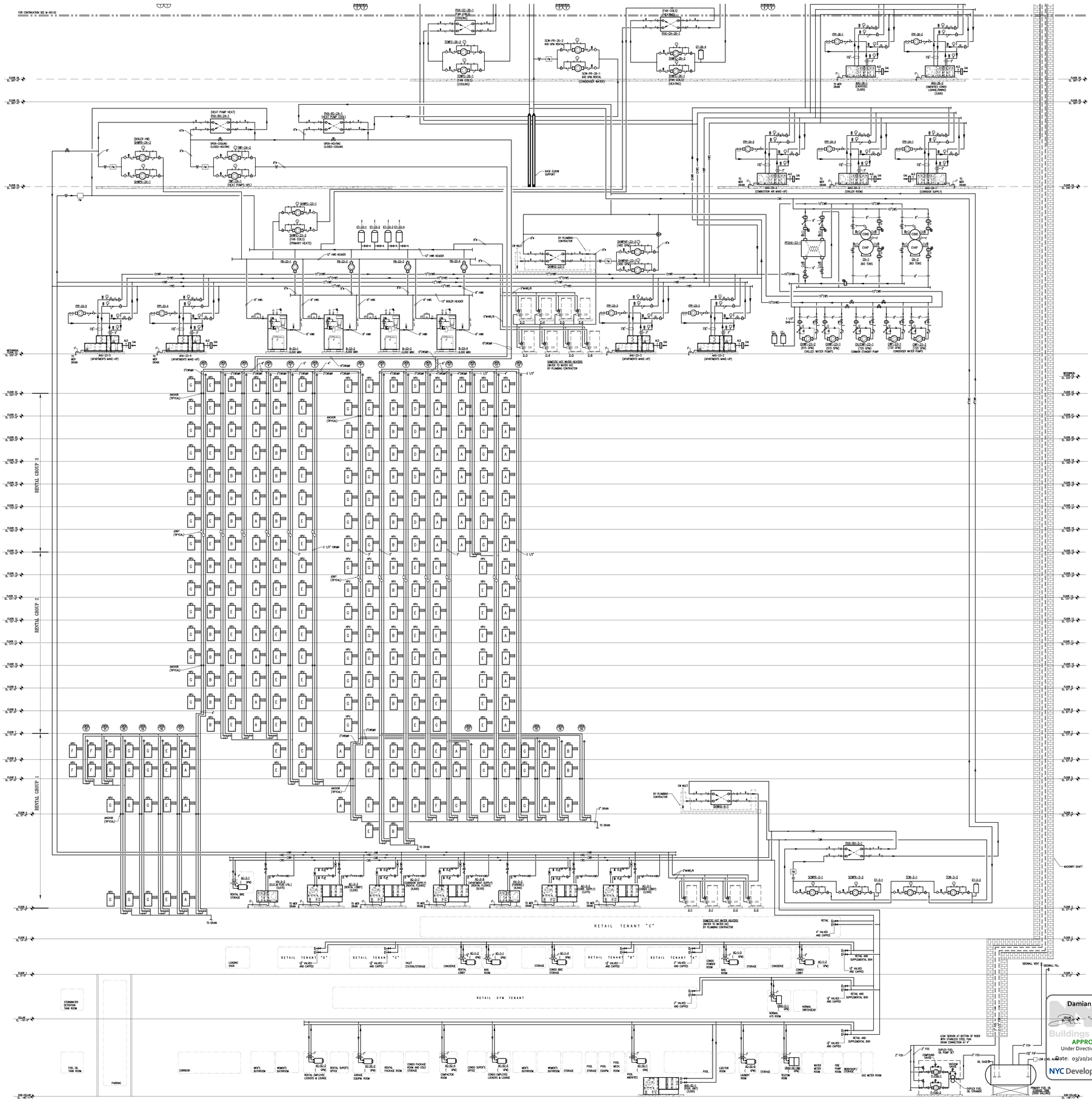


Damian Titus
Buildings
APPROVED
Under Directive 2 of 1975
Date: 03/20/2014:
NYC Development Hub

OWNER:
SNOWPLOW LLC
950 THIRD AVENUE
NEW YORK, NY 10022
TEL.: (212) 486-2000

ARCHITECT OF RECORD:
SLCE*Architects, LLP*
841 BROADWAY
NEW YORK, NY 10003
TEL.: (212) 979-8400
FAX.: (212) 979-8387

DESIGN ARCHITECT:
SOM
14 WALL STREET
NEW YORK, NY 10005
TEL.: 212.298.9336
FAX.: 212.298.9500

STRUCTURAL ENGINEER:
DESIMONE
18 WEST 18th STREET
NEW YORK, NY 10011
TEL.: (212) 532-2211
FAX.: (212) 481-6108

MEP ENGINEER:
WSP • FLACK+KURTZ
512 SEVENTH AVENUE
NEW YORK, NY 10011
TEL.: (212) 532-9600

BUILDING ENVELOPE CONSULTANT:
GMS
GILSANZ MURRAY STEFICEK LLP
129 WEST 27th STREET
NEW YORK, NY 10001
TEL.: (212) 254-0030

| No.: | Date: | Revision: |
|---|---|---|
| | 10-10-12 | DOB FILING |
| | 04-20-12 | 100% DD |
| | 10-14-11 | 100% SD |

NORTH ARROW: N
SCALE: NONE

KEY PLAN:

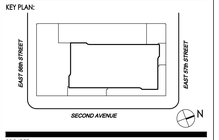


PROJECT:
# 252 EAST 57th STREET NEW YORK, NY

TITLE:
MECHANICAL WATER RISER DIAGRAM LOWER LEVELS

SEAL & SIGNATURE:

| | |
|---|---|
| SCALE: | AS SHOWN |
| DATE: | 09-02-11 |
| PROJECT No: | 2011-14 |
| FILE No: | 250 EAST 57th STREET |
| DRAWN BY: | I.P. |
| CHECKED BY: | C.K. |
| DWG. No.: | M-502.00 |
| M-502.dwg | 48 OF 58 |

BOROUGH-BLOCK-LOT 1-1305-1025 Job Number

E-2015-0725 Work Order

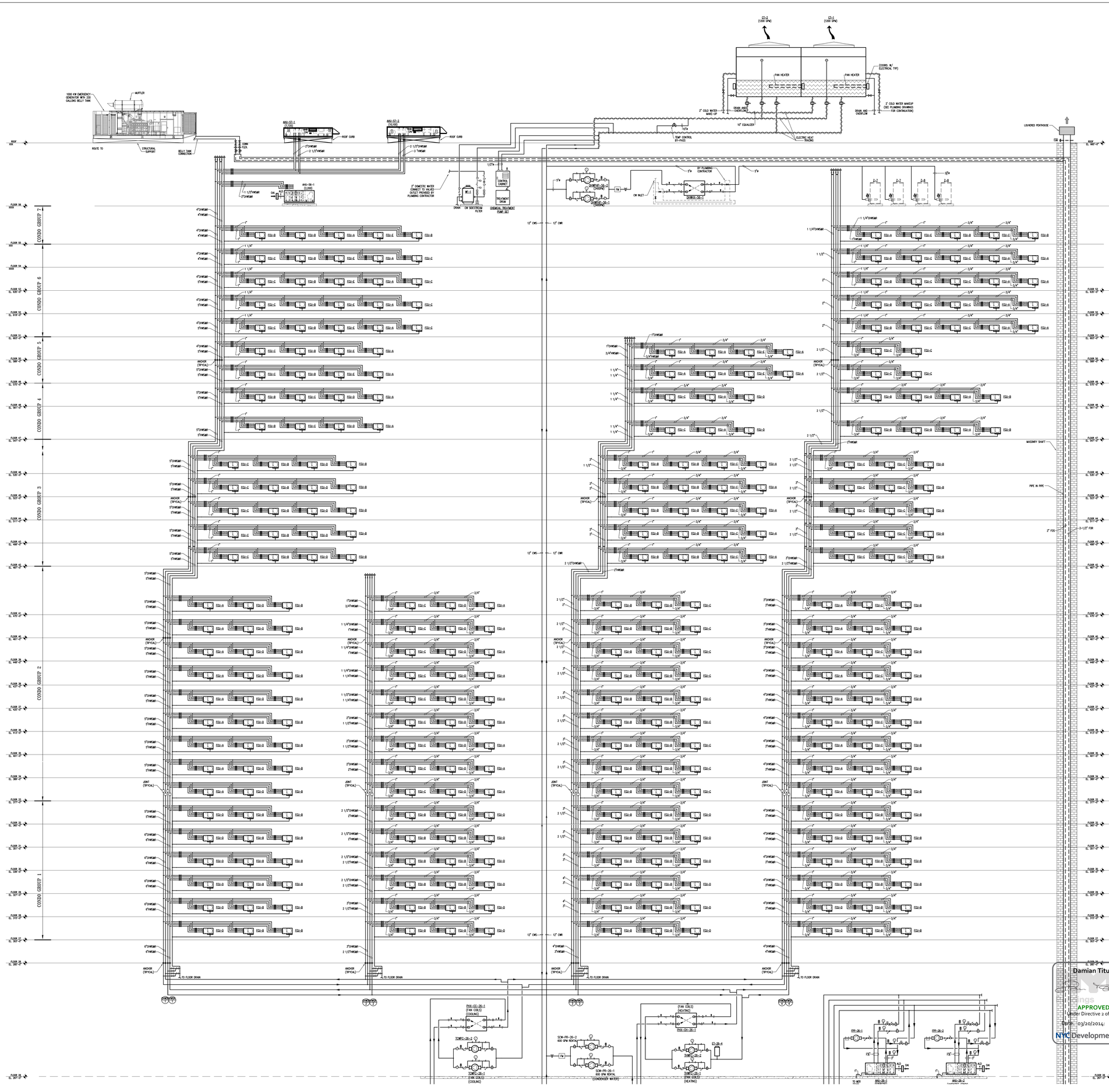


OWNER:

SNOWPLOW LLC

950 THIRD AVENUE
NEW YORK, NY 10022
TEL.: (212) 486-2000

ARCHITECT OF RECORD:

SLCE*Architects, LLP*

841 BROADWAY
NEW YORK, NY 10003
TEL.: (212) 979-8400
FAX.: (212) 979-8387

DESIGN ARCHITECT:

SOM

14 WALL STREET
NEW YORK, NY 10005
TEL.: 212.298.9336
FAX.: 212.298.9500

STRUCTURAL ENGINEER:

DESIMONE

18 WEST 18th STREET
NEW YORK, NY 10011
TEL.: (212) 532-2211
FAX.: (212) 481-6108

MEP ENGINEER:

WSP • FLACK+KURTZ

512 SEVENTH AVENUE
NEW YORK, NY 10011
TEL.: (212) 532-9600

BUILDING ENVELOPE CONSULTANT:

GMS
GILSANZ MURRAY STEFICEK LLP

129 WEST 27th STREET
NEW YORK, NY 10001
TEL.: (212) 254-0030

| No: | Date: | Revision: |
|---|---|---|
| | 10-10-12 | DOB FILING |
| | 04-20-12 | 100% DD |
| | 10-14-11 | 100% SD |

NORTH ARROW — SCALE: NONE

KEY PLAN:

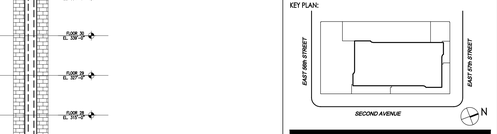


PROJECT:

252 EAST 57th STREET
NEW YORK, NY

TITLE:

MECHANICAL WATER RISER DIAGRAM UPPER LEVEL

Damian Titus
Buildings
APPROVED
Under Directive 2 of 1975
Date: 03/20/2014:
NYC Development Hub

SEAL & SIGNATURE:

| | |
|---|---|
| SCALE: | AS SHOWN |
| DATE: | 09-20-11 |
| PROJECT No: | 2011-14 |
| FILE No: | 250 EAST 57th STREET |
| DRAWN BY: | I.P. |
| CHECKED BY: | C.K. |
| DWG. No.: | M-503.00 |
| M-503.DWG | 40 OF 58 |

DEPT OF BLDGS 121305324 Job Number
E1305147959 Scan Code

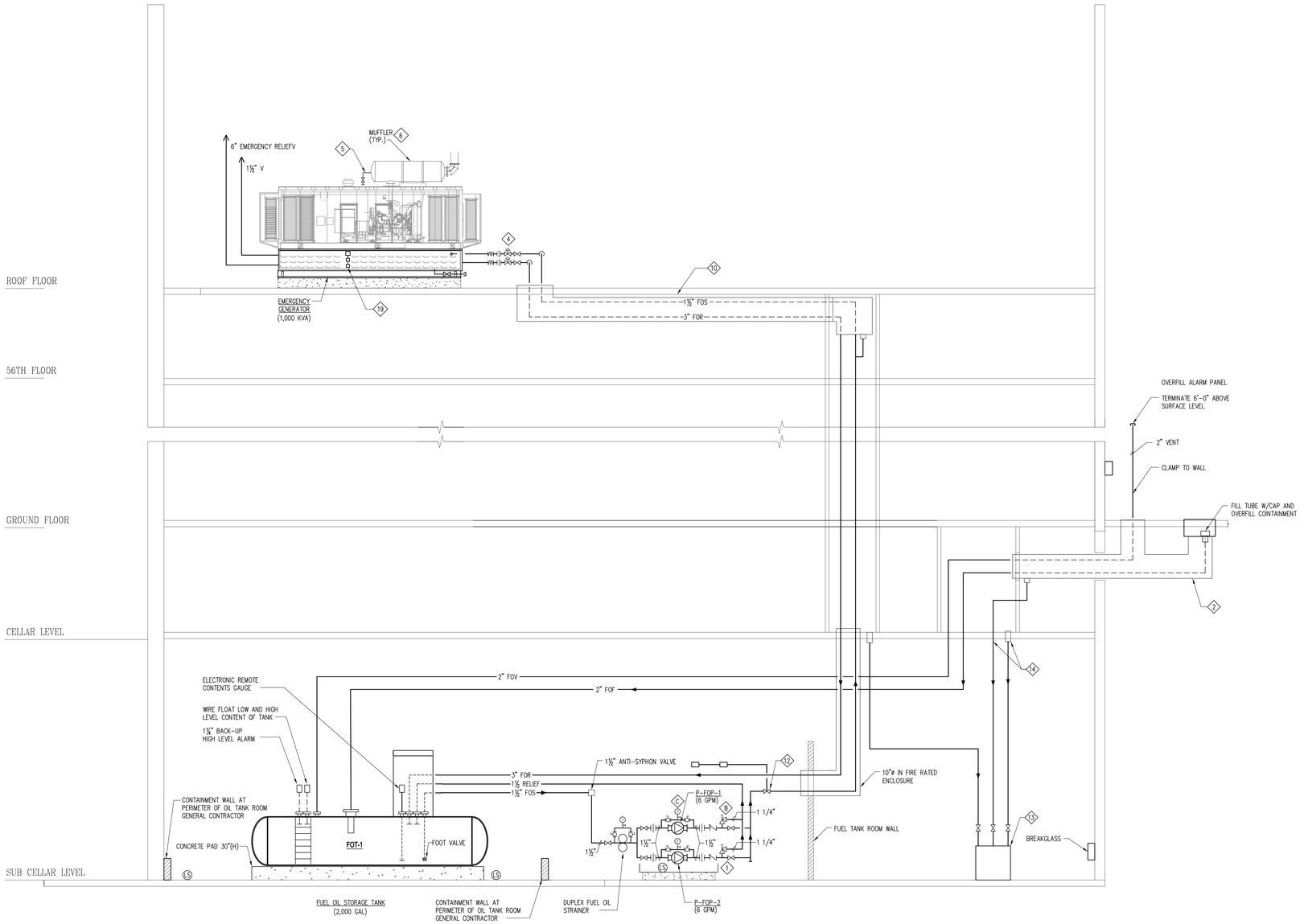


FUEL OIL SCHEMATIC DIAGRAM

**KEY NOTES:**

1. FUEL OIL DUPLEX PUMP SET WITH RUPTURE BASIN AND LEAK SENSOR.
2. UNDERGROUND PIPE IN A PIPE 10" 10 GAUGE CONTAINMENT PIPE.
3. 275 GAL SUB-BASE BELLY TANK INTEGRAL WITH EMERGENCY GENERATOR.
4. 24 VOLT DIRECT CURRENT SOLENOID VALVES, PROVIDED BY MECHANICAL CONTRACTOR TO BE POWERED AND CONTROLED FROM EMERGENCY GENERATOR.
5. 3/4 CONDENSATE DRAIN WITH VALVE AND CAP AT MUFFLER LOW POINT.
6. MUFFLER HARLO SUPER CRITICAL GRADE MODEL 2001-5112. SHOULD BE ANCHORED, COORDINATE INSTALLATION WITH STRUCTURAL ENGINEER.
7. EXHAUST TERMINATION 10 FEET HIGHER THAN HIGHEST CONSTRUCTION WITH A 20 FEET RADIUS OF TERMINATION POINT.
8. AIR INTAKE SOUND ATTENUATORS.
9. RADIATOR AIR DISCHARGE SOUND ATTENUATOR.
10. 1 1/2" FOS AND 1 1/2" FOR LINES ENCLOSED IN 8"ø 10 GAUGE PIPE, OUTER PIPE PITCH TO ROOM. OUTER PIPE TO HAVE A 2-HR FIRE RATING.
11. 3-HR FIRE RATED CONTAINMENT SHAFT
12. ELECTRIC FUSOMATIC SWITCH WIRED TO PUMP SET PANEL.
13. 10 GAL OPEN CONTAINER WITH LEAK DETECTOR SENSOR
14. ¾"ø DRAIN.
15. 12"x12"x6" SUMP W/MANUAL PUMP AND LEAK SENSOR CONNECTED TO BMS.
16. FUEL OIL FILTERING AND OIL MANAGEMENT SYSTEM WITH RUPTURE SENSOR
17. 24 VOLT TWO POSITIONS SOLENOID VALVES, PROVIDED BY MECHANICAL CONTRACTOR, TO BE POWERED BY ELECTRICAL CONTRACTOR.
18. PROVIDE GUIDES AND EXPANSION JOINT TO SUPPORT ENGINE EXHAUST PIPES. COORDINATE PIPING SUPPORT WITH STRUCTURAL ENGINEER.
19. LIQUID LEVEL PROBE WITH HIGH AND LOW LIMIT ALARM

**ACCESSORIES (PREFERRED UTILITIES AS STANDARD)**

- A. 2" ANTI-SYPHON VALVE IN HIGHEST POINT OF SUCTION LINE
- B. RELIEF VALVE
- C. COMPOUD GAUGES
- D. VACUUM GAUGES, LIQUID FILL
- LS. LEAK SENSOR CONNECTED TO BMS
- E. WASTE WATER HOLDING AND REMOVAL SYSTEM
- F. CHEMICAL ADDITIVE HOLDING TANK AND INSPECTION SYSTEM

**GENERAL NOTES:**

1. ALL PUMPS, MOTORS, CONTROL PANELS SHALL BE SUITABLE FOR NEMA 1, DIVISION 2 INSTALLATION.
2. ALL CONCRETE PADS, STEEL SUPPORT BY GENERAL CONTRACTOR.
3. PACKAGED EMERGENCY GENERATOR SHALL BE SUPPLIED AND INSTALLED BY ELECTRICAL CONTRACTOR HOWEWER
   A. MUFFLER SHALL FURNISHED BY ELECTRICAL CONTRACTOR AND INSTALLED BY MECHANICAL CONTRACTOR.
   B. FLEX ENGINE EXHAUST CONNECTIONS SUPPLIED BY ELECTRICAL CONTRACTOR AND INSTALLED BY MECHANICAL CONTRACTOR.
   C. MUFFLER CONDENSATE TRAP SHALL BE SUPPLIED BY ELECTRICAL CONTRACTOR AND INSTALLED WITH DRAIN VALVE BY MECHANICAL CONTRACTOR.
4. PITCH ALL PIPNG TOWARD TO OIL TANK.

**NOTES:**

1. PROVIDE REMOTE LEVEL INDICATOR AND LEVEL ALARM FOR TANK IN ENGINEER OFFICE..
2. PROVIDE REMOTE LEVEL INDICATOR AND LOW LEVEL ALARM FOR PACKAGE GENERATOR SET.
3. MECHANICAL CONTRACTOR SHALL PROVIDE MEANS OF SUPPORT AS REQUIRED TO SUPPORT FUEL OIL STORAGE TANK STRUCTURAL ENGINEER SHOULD DENIM AND APPROVE METHOD OF SUPPORT.
4. INSTALLATION TO CONFORM TO NYS AND NYC PETROLEUM BULK STORAGE REGULATIONS AND NATIONAL BOARD OF FIRE UNDERWRITERS OBTAIN A NYS DEC PETROLEUM BULK STORAGE PERMIT PRIOR TO OCCUPANCY BY OWNER.
5. THE INSTALLATION OF FUEL OIL STORAGE TANK PUMP SET, FUEL OIL PIPING INSTALLATION SHOULD COMPLY WITH LATEST CHAPTER OF NYC BUILDING CODE AND SEISMIC REQUIREMENTS FOR NEW YORK CITY.

Damian Titus
NYC Buildings
APPROVED
Under Directive 2 of 1975
Date: 03/20/2014:
NYC Development Hub

OWNER:
SNOWPLOW LLC
950 THIRD AVENUE
NEW YORK, NY 10022
TEL.: (212) 486-2000

ARCHITECT OF RECORD:
SLCE*Architects, LLP*
841 BROADWAY
NEW YORK, NY 10003
TEL.: (212) 979-8400
FAX.: (212) 979-8387

DESIGN ARCHITECT:
SOM
14 WALL STREET
NEW YORK, NY 10005
TEL.: 212.298.9336
FAX.: 212.298.9500

STRUCTURAL ENGINEER:
DESIMONE
18 WEST 18th STREET
NEW YORK, NY 10011
TEL.: (212) 532-2211
FAX.: (212) 481-6108

MEP ENGINEER:
WSP • FLACK+KURTZ
512 SEVENTH AVENUE
NEW YORK, NY 10011
TEL.: (212) 532-9600

BUILDING ENVELOPE CONSULTANT:
GMS
GILSANZ MURRAY STEFICEK LLP
129 WEST 27th STREET
NEW YORK, NY 10001
TEL.: (212) 254-0030

| No: | Date: | Revision: |
|---|---|---|
| | 10-10-12 | DOB FILING |
| | 04-20-12 | 100% DD |
| | 10-14-11 | 100% SD |

NORTH ARROW: N
SCALE: NONE

KEY PLAN:
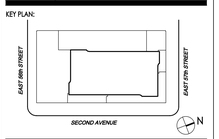


PROJECT:
252 EAST 57th STREET
NEW YORK, NY

TITLE:
MECHANICAL
FUEL OIL FLOW DIAGRAM

SEAL & SIGNATURE:
STATE OF NEW YORK — DON VLES STEFICEK — NO. 49403 — PROFESSIONAL ENGINEER

| | |
|---|---|
| SCALE: | AS SHOWN |
| DATE: | 09-03-11 |
| PROJECT No: | 2011-14 |
| FILE No: | 250 EAST 57th STREET |
| DRAWN BY: | I.P. |
| CHECKED BY: | C.K. |

DWG. No.:
M-504.00

M-504.dwg — 50 OF 58

DEPT OF BLDGS 121328321 Job Number
ES845057916 Scan Code

## FACTORY ASSEMBLED OUTSIDE AIR HANDLING SYSTEMS – (CHILLED WATER) (YORK AS STD)

| DESIGNATION | SERVICE | LOCATION | TOTAL AIR QUALITY (CFM) | OUTSIDE AIR QUALITY (CFM) | FILTER: SPECIFICATION TYPE | FILTER: MINIMUM % EFFICIENCY | FILTER: AIR FRICTION (IN OF H20) INITIAL | FILTER: AIR FRICTION (IN OF H20) REPLACE | FILTER: TOTAL FACE AREA (SQ. FT) | COOLING COIL AIR SIDE ENT. TEMP. DRY BULB (DEGREES F) | COOLING COIL AIR SIDE ENT. TEMP. WET BULB (DEGREES F) | COOLING COIL AIR SIDE LVG. TEMP. DRY BULB (DEGREES F) | COOLING COIL AIR SIDE LVG. TEMP. WET BULB (DEGREES F) | COOLING COIL AIR SIDE MAXIMUM AIR FRICTION (INCH OF H20) | COOLING COIL WATER SIDE FLOW RATE (GPM) | COOLING COIL WATER SIDE ENT. TEMP. (DEGREES F) | COOLING COIL WATER SIDE LVG. TEMP. (DEGREES F) | COOLING COIL WATER SIDE MAXIMUM PRESS. DROP (FT. OF H20) | TOTAL COOLING CAPACITY (MBH) | SENSIBLE COOLING CAPACITY (MBH) | NUMBER OF SECTIONS | FACE AREA (SQ. FT.) | FACE VELOCITY (FPM) | SERIES SURFACE (FPF) AND ROWS | HEATING COIL (GPM) | HEATING COIL CAPACITY (MBH) | HEAT RECOVERY WHEEL WARMER SECTION AIR QUANTITY (CFM) | HEAT RECOVERY WHEEL WARMER SECTION ENT. AIR TEMPERATURE (DEGREES F) | HEAT RECOVERY WHEEL WARMER SECTION LVG. AIR TEMPERATURE (DEGREES F) | HEAT RECOVERY WHEEL COLDER SECTION AIR QUANTITY (CFM) | HEAT RECOVERY WHEEL COLDER SECTION ENT. AIR TEMPERATURE (DEGREES F) | HEAT RECOVERY WHEEL COLDER SECTION LVG. AIR TEMPERATURE (DEGREES F) | SUPPLY FAN TOTAL STATIC PRESSURE (INCH OF H20) | SUPPLY FAN STATIC PRESSURE EXT. OF CASING (INCH OF H20) | SUPPLY FAN MAX. FAN SPEED (RPM) | SUPPLY FAN MAXIMUM OUTLET VELOCITY (FPM) | SUPPLY FAN CLASS | SUPPLY FAN TYPE | SUPPLY FAN SIZE | SUPPLY FAN MOTOR HP | SUPPLY FAN MINIMUM MOTOR HP | SUPPLY FAN MOTOR RPM | SUPPLY FAN VOLTS/PHASE | VIBRATION ISOLATION SPECIFICATION TYPE | VIBRATION ISOLATION STATIC DEFLECTION (INCHES) | MANUFACTURER | MODEL NUMBER | VARIABLE SPEED | STAND-BY | EMERGENCY LIFE SAFETY | REMARKS | DRAWING NO. |
|---|---|---|---|---|---|---|---|---|---|---|---|---|---|---|---|---|---|---|---|---|---|---|---|---|---|---|---|---|---|---|---|---|---|---|---|---|---|---|---|---|---|---|---|---|---|---|---|---|---|---|---|---|---|
| AHU-23-1 | APARTMENT MAKE-UP | 23RD FLOOR | 6,750 | 6,750 | A+C | 85 | – | – | – | 95 | 78 | 54 | 53 | – | 84.7 | 42 | 56 | 13.0 | 549.0 | 296.1 | – | – | – | – | 59.8 | 587.2 | – | 89/74 | – | – | – | – | – | 2.0 | 2012 | 2143 | – | – | – | 10 | – | 1800 | 460/3 | – | – | YORK | 45X69 | – | – | – | SEE TX- FOR EXHAUST INFORMATION | |
| AHU-23-2 | APARTMENT MAKE-UP | 23RD FLOOR | 6,750 | 6,750 | A+C | 85 | – | – | – | 95 | 78 | 54 | 53 | – | 84.7 | 42 | 56 | 13.0 | 549.0 | 296.1 | – | – | – | – | 59.8 | 587.2 | – | 89/74 | – | – | – | – | – | 2.0 | 2012 | 2143 | – | – | – | 10 | – | 1800 | 460/3 | – | – | YORK | 45X69 | – | – | – | SEE TX- FOR EXHAUST INFORMATION | |
| AHU-23-3 | APARTMENT MAKE-UP | 23RD FLOOR | 7,710 | 7,710 | A+C | 85 | – | – | – | 95 | 78 | 54 | 53 | – | 89.7 | 42 | 56 | 15.1 | 585.9 | 316.0 | – | – | – | – | 63.2 | 624.2 | – | 89/74 | – | – | – | – | – | 2.0 | 2076 | 2286 | – | – | – | 10 | – | 1800 | 460/3 | – | – | YORK | 45X72 | – | – | – | SEE TX- FOR EXHAUST INFORMATION | |
| AHU-23-4 | APARTMENT MAKE-UP | 23RD FLOOR | 7,710 | 7,710 | A+C | 85 | – | – | – | 95 | 78 | 54 | 53 | – | 89.7 | 42 | 56 | 15.1 | 585.9 | 316.0 | – | – | – | – | 63.2 | 624.2 | – | 89/74 | – | – | – | – | – | 2.0 | 2076 | 2286 | – | – | – | 10 | – | 1800 | 460/3 | – | – | YORK | 45X72 | – | – | – | SEE TX- FOR EXHAUST INFORMATION | |
| AHU-57-1 | APARTMENT MAKE-UP | 57TH FLOOR | 7,725 | 7,725 | A+C | 85 | – | – | – | 80 | 67 | 54 | 53 | – | 48.0 | 45 | 58 | 13.1 | 312.9 | 217.0 | – | – | – | – | 68.4 | 675.5 | – | 89/74 | – | – | – | – | – | 2.0 | 2227 | 2453 | – | – | – | 15 | – | 1800 | 460/3 | – | – | YORK | 48X75 | – | – | – | SEE TX- FOR EXHAUST INFORMATION | |
| AHU-57-2 | APARTMENT MAKE-UP | 57TH FLOOR | 10,100 | 10,100 | A+C | 85 | – | – | – | 80 | 67 | 54 | 53 | – | 62.7 | 45 | 58 | 14.5 | 407.5 | 282.4 | – | – | – | – | 87.8 | 868.3 | – | 89/74 | – | – | – | – | – | 2.0 | 1923 | 2132 | – | – | – | 15 | – | 1800 | 460/3 | – | – | YORK | 51X84 | – | – | – | SEE TX- FOR EXHAUST INFORMATION | |
| | | | | | | | | | | | | | | | | | | | | | | | | | | | | | | | | | | | | | | | | | | | | | | | | | | | | | |
| | | | | | | | | | | | | | | | | | | | | | | | | | | | | | | | | | | | | | | | | | | | | | | | | | | | | | |
| | | | | | | | | | | | | | | | | | | | | | | | | | | | | | | | | | | | | | | | | | | | | | | | | | | | | | |

## FACTORY ASSEMBLED HVAC SYSTEMS – (CHILLED WATER) (YORK AS STD)

| DESIGNATION | SERVICE | LOCATION | TOTAL AIR QUALITY (CFM) | OUTSIDE AIR QUALITY (CFM) | FILTER: SPECIFICATION TYPE | FILTER: MINIMUM % EFFICIENCY | FILTER: AIR FRICTION (IN. OF WATER) INITIAL | FILTER: AIR FRICTION (IN. OF WATER) REPLACE | FILTER: TOTAL FACE AREA (SQ. FT.) | COOLING COIL AIR SIDE ENT. TEMP. DRY BULB (DEGREES F) | COOLING COIL AIR SIDE ENT. TEMP. WET BULB (DEGREES F) | COOLING COIL AIR SIDE LVG. TEMP. DRY BULB (DEGREES F) | COOLING COIL AIR SIDE LVG. TEMP. WET BULB (DEGREES F) | COOLING COIL AIR SIDE MAXIMUM AIR FRICTION (IN. OF WATER) | COOLING COIL WATER SIDE FLOW RATE (GPM) | COOLING COIL WATER SIDE ENT. TEMP. (DEGREES F) | COOLING COIL WATER SIDE LVG. TEMP. (DEGREES F) | COOLING COIL WATER SIDE MAXIMUM PRESS. DROP (FT. OF WATER) | TOTAL COOLING CAPACITY (MBH) | SENSIBLE COOLING CAPACITY (MBH) | NUMBER OF SECTIONS | FACE AREA (SQ. FT.) | FACE VELOCITY (FPM) | SERIES SURFACE (FPI) AND ROWS | HEATING COIL (GPM) | HEATING COIL CAPACITY (MBH) | FAN TOTAL STATIC PRESSURE (IN. OF WATER) | FAN STATIC PRESSURE EXT. OF CASING (IN. OF WATER) | FAN MAX. FAN SPEED (RPM) | FAN MAXIMUM OUTLET VELOCITY (FPM) | FAN CLASS | FAN TYPE | FAN SIZE | FAN MOTOR HP | FAN MINIMUM MOTOR HP | FAN MOTOR RPM | FAN VOLTS/PHASE | VIBRATION ISOLATION SPECIFICATION TYPE | VIBRATION ISOLATION STATIC DEFLECTION (INCHES) | MANUFACTURER | MODEL NUMBER | REMARKS | DRAWING NO. |
|---|---|---|---|---|---|---|---|---|---|---|---|---|---|---|---|---|---|---|---|---|---|---|---|---|---|---|---|---|---|---|---|---|---|---|---|---|---|---|---|---|---|---|---|
| AHU-24-1 | CONDO CORRIDOR | 24TH FLOOR | 5,475 | 5,475 | A+C | 85 | – | – | – | 95 | 75 | 51.9 | 51.5 | – | 56.7 | 42 | 56 | 15.5 | 400.9 | 247.6 | – | – | – | – | 57.3 | 561.5 | – | 2.0 | 2659 | 2392 | – | – | – | 15.0 | – | 1800 | 460/3 | – | – | YORK | – | – | – |
| AHU-24-2 | COMBUSTION AIR MAKE-UP | 24TH FLOOR | 6,000 | 6,000 | B | 40 | – | – | – | 95 | 75 | 51.9 | 51.5 | – | 58.2 | 42 | 56 | 15.5 | 500.5 | – | – | – | – | – | – | – | – | 1.0 | – | – | – | – | – | – | – | 1750 | 460/3 | – | – | YORK | – | – | – |
| AHU-24-3 | CHILLER ROOM | 24TH FLOOR | 4,000 | 4,000 | B | 40 | – | – | – | 95 | 75 | 51.9 | 51.5 | – | 25.7 | 42 | 56 | 4.5 | 181.3 | 121.0 | – | – | – | – | 30.9 | 302.7 | – | 1.0 | 3207 | 2409 | – | – | – | 7.5 | – | 1800 | 460/3 | – | – | YORK | 36X57 | – | – |
| AHU-26-1 | AMENITIES CONDO LOUNGE/DINING | 26TH FLOOR | 3,600 | 1,080 | A+C | 85 | – | – | – | 78 | 65 | 53.8 | 53.1 | – | 19.2 | 42 | 56 | 3.8 | 124.7 | 93.8 | – | – | – | – | 22.2 | 219.0 | – | 1.0 | 2608 | 2168 | – | – | – | 5.0 | – | 1800 | 460/3 | – | – | YORK | 36x54 | – | – |
| AHU-26-2 | CONDO AMENITY | 26TH FLOOR | 5,000 | 1,500 | A+C | 85 | – | – | – | 78 | 65 | 53.2 | 52.5 | – | 27.7 | 42 | 56 | 8.8 | 181.1 | 133.5 | – | – | – | – | 31.2 | 306.9 | – | 1.0 | 3097 | 3011 | – | – | – | 7.5 | – | 1800 | 460/3 | – | – | YORK | 36X69 | – | – |
| AHU-56-1 | CONDO CORRIDOR | 56TH FLOOR | 2,200 | 2,200 | A+C | 85 | – | – | – | 95 | 75 | 53.9 | 53.8 | – | 27.2 | 44 | 58 | 5.4 | 176.5 | 95.9 | – | – | – | – | 19.8 | 194.8 | – | 1.5 | 2299 | 1325 | – | – | – | 3.0 | – | 1800 | 460/3 | – | – | YORK | 36x42 | – | – |
| – | – | – | – | – | – | – | – | – | – | – | – | – | – | – | – | – | – | – | – | – | – | – | – | – | – | – | – | – | – | – | – | – | – | – | – | – | – | – | – | – | – | – | – |

NOTES:
1. PREMIUM EFFICIENCY MOTOR TO BE PROVIDED ON ALL FANS.
2. HOT WATER REHEAT SHALL BE PROVIDED FOR UNITS AHU-24-1 AND AHU-56-1

## SUPPLY RETURN AND EXHAUST AIR FANS (GREENHECK AS STD)

| DESIGNATION | SERVICE | LOCATION | CFM | EXTERNAL STATIC PRESSURE (INCHES OF WATER) | MAX FAN SPEED (RPM) | MAXIMUM OUTLET VELOCITY (FPM) | FAN TYPE | WHEEL DIAMETER (INCHES) | CLASS | DISCHARGE DIRECTION | MOTOR BHP | MOTOR HP | MOTOR RPM | VOLTS/PHASE | REMARKS | NC-INLET dB(A) | DRAWING NO. |
|---|---|---|---|---|---|---|---|---|---|---|---|---|---|---|---|---|---|
| RF-3-1 | CONDO LOBBY | 3RD FLOOR | 1,600 | 2.0 | 637 | – | SWSI CENTR | – | – | UB | 0.87 | 1.5 | 1750 | 460/3 | – | 68 | – |
| RF-3-2 | CONDO BOH | 3RD FLOOR | – | 2.25 | 1103 | – | SWSI CENTR | – | – | UB | 1.5 | 2.0 | 1750 | 460/3 | – | 69 | – |
| RF-3-3 | RENTAL LOBBY | 3RD FLOOR | 2,605 | 2.0 | 2746 | – | SWSI CENTR | – | – | UB | 1.5 | 2.0 | 1750 | 460/3 | – | 69 | – |
| EF-3-1 | PARKING GARAGE | 3RD FLOOR | 8,500 | 1.5 | 637 | – | SWSI CENTR | – | – | – | 2.79 | 5.0 | 1750 | 460/3 | – | 66 | – |
| EF-3-2 | ELEC & PLBG UTILITIES | 3RD FLOOR | 5,000 | 1.5 | 1103 | – | SWSI CENTR | – | – | – | 1.96 | 3.0 | 1750 | 460/3 | – | 67 | – |
| EF-3-3 | LAUNDRY | 3RD FLOOR | 1,000 | 1.5 | 2746 | – | SWSI CENTR | – | – | – | 0.75 | 1.0 | 1750 | 460/3 | – | 70 | – |
| EF-3-4 | FUEL OIL TANK ROOM | 3RD FLOOR | 725 | 1.0 | 2509 | – | SWSI CENTR | – | – | – | 0.57 | 1.0 | 1750 | 460/3 | PROVIDE EXPLOSION PROOF MOTOR AND SPARK B CONSTRUCTION | 73 | – |
| EF-3-5 | COMPACTOR ROOM | 3RD FLOOR | 1,500 | 1.0 | 2214 | – | SWSI CENTR | – | – | – | 0.62 | 1.0 | 1750 | 460/3 | – | 67 | – |
| EF-3-6 | TOILET EXHAUST | 3RD FLOOR | 1,250 | 2.0 | 2317 | – | SWSI CENTR | – | – | – | 0.72 | 1.0 | 1750 | 460/3 | – | 66 | – |
| EF-3-7 | MER | 3RD FLOOR | – | 0.75 | 1759 | – | INLINE CENTR | – | – | HORIZONTAL | 1.97 | 3.0 | 1750 | 460/3 | – | 72 | – |
| EF-3-8 | MER | 3RD FLOOR | – | 0.75 | 1759 | – | SWSI CENTR | – | – | HORIZONTAL | 1.97 | 3.0 | 1750 | 460/3 | – | 72 | – |
| EF-3-9 | GAS ROOM | 3RD FLOOR | 675 | 1.0 | 2016 | – | SWSI CENTR | – | – | UB | 0.27 | 1/2 | 1750 | 460/3 | PROVIDE EXPLOSION PROOF MOTOR AND SPARK B CONSTRUCTION | 64 | – |
| KXF-3-1 | KITCHEN EXHAUST | 3RD FLOOR | 4,320 | 2.0 | 1331 | – | SWSI CENTR | – | – | UB | 2.27 | 3.0 | 1750 | 460/3 | – | 69 | – |
| KXF-3-2 | KITCHEN EXHAUST | 3RD FLOOR | 4,800 | 2.0 | 1190 | – | SWSI CENTR | – | – | UB | 2.41 | 3.0 | 1750 | 460/3 | – | 69 | – |
| TXF-3-1 | TOILET EXHAUST | 3RD FLOOR | 6,400 | 2.0 | – | – | DWDI CENTR | – | – | UB | – | – | 1750 | 460/3 | – | – | – |
| TXF-3-2 | TOILET EXHAUST | 3RD FLOOR | 5,300 | 2.0 | – | – | DWDI CENTR | – | – | – | – | – | 1750 | 460/3 | – | – | – |
| TRXF-4-1 | TRASH EXHAUST | 3RD FLOOR | 1,425 | 1.5 | – | – | DWDI CENTR | – | – | TH | – | – | 1750 | 460/3 | – | – | – |
| TXF-24-1 | TOILET EXHAUST | 24TH FLOOR | 6,550 | 2.25 | BY HRV MFG | – | | – | – | TH | – | – | 1750 | 460/3 | FAN AND CABINET IN HEAT RECOVERY UNIT | – | – |
| TXF-24-2 | TOILET EXHAUST | 24TH FLOOR | 4,750 | 2.25 | BY HRV MFG | – | – | – | – | TH | – | – | 1750 | 460/3 | FAN AND CABINET IN HEAT RECOVERY UNIT | – | – |
| TXF-24-3 | TOILET EXHAUST | 24TH FLOOR | 4,850 | 2.25 | BY HRV MFG | – | – | – | – | TH | – | – | 1750 | 460/3 | FAN AND CABINET IN HEAT RECOVERY UNIT | – | – |
| TXF-24-4 | TOILET EXHAUST | 24TH FLOOR | 4,850 | 2.25 | BY HRV MFG | – | – | – | – | – | – | – | 1750 | 460/3 | FAN AND CABINET IN HEAT RECOVERY UNIT | – | – |
| KXF-24-1 | KITCHEN EXHAUST | 24TH FLOOR | 4,200 | 2.0 | 1317 | – | – | – | – | – | 2.2 | 3.0 | 1750 | 460/3 | – | 68 | – |
| KXF-24-2 | KITCHEN EXHAUST | 24TH FLOOR | 4,200 | 2.0 | 1317 | – | – | – | – | – | 2.2 | 3.0 | 1750 | 460/3 | – | 68 | – |
| KXF-24-3 | KITCHEN EXHAUST | 24TH FLOOR | 3,200 | 2.0 | 1671 | – | – | – | – | – | 1.75 | 3.0 | 1750 | 460/3 | – | 68 | – |
| KXF-24-4 | KITCHEN EXHAUST | 24TH FLOOR | 2,000 | 2.0 | 1995 | – | – | – | – | – | 1.07 | 1.5 | 1750 | 460/3 | – | 68 | – |
| TRXF-24-1 | TRASH ROOM EXHAUST | 24TH FLOOR | – | – | – | – | – | – | – | – | – | – | 1750 | 460/3 | – | 68 | – |
| DXF-24-1 | DRYER EXHAUST | 24TH FLOOR | 1,350 | 2.0 | 1836 | – | – | – | – | – | 1.42 | 2.0 | 1750 | 460/3 | – | 69 | – |
| DXF-24-2 | DRYER EXHAUST | 24TH FLOOR | 1,350 | 2.0 | 1836 | – | – | – | – | – | 1.42 | 2.0 | 1750 | 460/3 | – | 69 | – |
| DXF-24-3 | DRYER EXHAUST | 24TH FLOOR | 1,350 | 2.0 | 2085 | – | – | – | – | – | 1.22 | 1.5 | 1750 | 460/3 | – | 69 | – |
| DXF-24-4 | DRYER EXHAUST | 24TH FLOOR | 1,350 | 2.0 | 2358 | – | – | – | – | – | 0.76 | 1.5 | 1750 | 460/3 | – | 67 | – |
| TRXF-24-1 | TRASH EXHAUST | 24TH FLOOR | 2,250 | 1.5 | 1981 | – | – | – | – | – | 1.03 | 1.5 | 1750 | 460/3 | – | 69 | – |
| ID-1 | BOILERS | 24TH FLOOR | 7,000 | 2.7 | 1350 | – | IN LINE CENTR | – | – | – | 4.9 | 5.0 | 1350 | 460/3 | TEFC MOTOR | – | – |
| SXF-57-1 | STAIR VENT FAN REVERSIBLE | 57TH FLOOR ROOF | 30,000 | 2.0 | 1770 | – | VANE AXIAL | – | – | HORIZONTAL | 35.16 | 50 | 1770 | 460/3 | STAIR VENT SHALL BE 100% REVERSIBLE AT SCHEDULE CFM AND HP, VFD | 92 | – |
| SXF-57-2 | STAIR VENT FAN REVERSIBLE | 57TH FLOOR ROOF | 30,000 | 2.0 | 1770 | – | VANE AXIAL | – | – | HORIZONTAL | 35.16 | 50 | 1770 | 460/3 | STAIR VENT SHALL BE 100% REVERSIBLE AT SCHEDULE CFM AND HP, VFD | 92 | – |
| SXF-2-1 | STAIR VENT FAN REVERSIBLE | 2ND FLOOR HUNG CEILING | 20,500 | 3.0 | 1770 | – | VANE AXIAL | – | – | HORIZONTAL | 19.60 | 20 | 1770 | 460/3 | STAIR VENT SHALL BE 100% REVERSIBLE AT SCHEDULE CFM AND HP, VFD | 95 | – |
| SXF-7-1 | STAIR VENT FAN REVERSIBLE | 7TH FLOOR TERRACE | 16,400 | 3.0 | 1770 | – | VANE AXIAL | – | – | HORIZONTAL | 17.34 | 20 | 1770 | 460/3 | STAIR VENT SHALL BE 100% REVERSIBLE AT SCHEDULE CFM AND HP, VFD | 86 | – |
| RF-26-1 | AHU-26-1 | 26TH FLOOR | 3,500 | 0.5 | 1288 | – | – | – | – | – | 2.24 | 3.0 | 1775 | 460/3 | – | 77 | – |
| RF-26-2 | AHU-26-2 | 26TH FLOOR | 2,800 | 0.5 | 1080 | – | – | – | – | – | 1.26 | 1.5 | 1775 | 460/3 | – | 71 | – |

NOTES:
1. PREMIUM EFFICIENCY MOTOR TO BE PROVIDED ON ALL FANS.
2. VFD'S SHALL BE PROVIDED WHERE INDICATED.

## PUMPS (PACO AS STD)

| DESIGNATION | SERVICE | LOCATION | FLOW RATE (GPM) | TOTAL PUMP HEAD (FT. OF WATER) | STATIC HEAD (FT. OF WATER) | CASING PRESSURE (PSIG) | MINIMUM PUMP EFFICIENCY (%) | MOTOR DATA BRAKE HP | MOTOR DATA MINIMUM MOTOR HP | MOTOR DATA RPM | MOTOR DATA VOLTS/PHASE | MODEL NUMBER | PUMP TYPE | MANUFACTURER | VIBRATION ISOLATION SPECIFICATON TYPE | VIBRATION ISOLATION STATIC DEFLECTION (INCHES) | EMERGENCY POWER | REMARKS | DRAWING NO. |
|---|---|---|---|---|---|---|---|---|---|---|---|---|---|---|---|---|---|---|---|
| CHWP-23-1 | CHILLERS | 23RD FLOOR | 520 | 75 | 45 | 175 | 77.8 | – | 15 | 1780 | 460/3 | 5012AVLS | VERTICAL IN-LINE CENTRIFUGAL | PACO | – | – | | INERTIA BASE | – |
| CHWP-23-2 | CHILLERS | 23RD FLOOR | 520 | 75 | 45 | 175 | 77.8 | – | 15 | 1780 | 460/3 | 5012AVLS | VERTICAL IN-LINE CENTRIFUGAL | PACO | – | – | | INERTIA BASE | – |
| CWP-23-1 | PRIMARY CW | 23RD FLOOR | 600 | 130 | 440 | 300 | 69.5 | – | 40 | 1780 | 460/3 | 50129VLS | VERTICAL IN-LINE CENTRIFUGAL | PACO | – | – | | INERTIA BASE | – |
| CWP-23-2 | PRIMARY CW | 23RD FLOOR | 600 | 130 | 440 | 300 | 69.5 | – | 40 | 1780 | 460/3 | 50129VLS | VERTICAL IN-LINE CENTRIFUGAL | PACO | – | – | | INERTIA BASE | – |
| CH/CWP-23-1 | CHILLERS/CW STANDBY | 23RD FLOOR | 600 | 130 | 440 | 300 | 69.5 | – | 40 | 1780 | 460/3 | 50129VLS | END-SUCTION | PACO | – | – | | – | – |
| PB-23-1 | BOILERS | 23RD FLOOR | 550 | – | – | 125 | – | – | 10 | – | 460/3 | – | END-SUCTION | PACO | – | – | | – | – |
| PB-23-2 | BOILERS | 23RD FLOOR | 550 | – | – | 125 | – | – | 10 | – | 460/3 | – | END-SUCTION | PACO | – | – | | – | – |
| PB-23-3 | BOILERS | 23RD FLOOR | 550 | – | – | 125 | – | – | 10 | – | 460/3 | – | END-SUCTION | PACO | – | – | | – | – |
| PB-23-4 | BOILERS | 23RD FLOOR | 550 | – | – | 125 | – | – | 10 | – | 460/3 | – | VERTICAL IN-LINE CENTRIFUGAL | PACO | – | – | | – | – |
| TWP-23-1 | RENTAL CW COOLING | 23RD FLOOR | 1040 | 85 | 292 | 125 | 80.9 | – | 40 | 1780 | 460/3 | 60125VLS | VERTICAL IN-LINE CENTRIFUGAL | PACO | – | – | | INERTIA BASE | – |
| TWP-23-1 | RENTAL CW COOLING | 23RD FLOOR | 1040 | 85 | 292 | 125 | 80.9 | – | 40 | 1780 | 460/3 | 60125VLS | – | PACO | – | – | | INERTIA BASE | – |
| SCWPR-3-1 | PODIUM/RETAIL CW | 3RD FLOOR | 700 | 130 | 78 | 175 | 83.0 | – | 50 | 1780 | 460/3 | 60125VLS | – | PACO | – | – | | INERTIA BASE | – |
| SCWPR-3-2 | PODIUM/RETAIL CW | 3RD FLOOR | 700 | 130 | 78 | 175 | 83.0 | – | 50 | 1780 | 460/3 | – | – | PACO | – | – | | INERTIA BASE | – |
| TCW-3-1 | PODIUM/RETAIL CW | 3RD FLOOR | 700 | 150 | 670 | 350 | 83.0 | – | 60 | 1780 | 460/3 | – | – | PACO | – | – | | INERTIA BASE | – |
| TCW-3-2 | PODIUM/RETAIL CW | 3RD FLOOR | 700 | 150 | 670 | 350 | 83.0 | – | 60 | 1780 | 460/3 | – | END-SUCTION | PACO | – | – | | INERTIA BASE | – |
| SHWPC-23-1 | CONDO HW HX | 23RD FLOOR | 570 | 75 | 45 | – | – | – | 20 | 1780 | 460/3 | – | END-SUCTION | PACO | – | – | | INERTIA BASE | – |
| SHWPC-23-2 | CONDO HW HX | 23RD FLOOR | 570 | 75 | 45 | – | – | – | 20 | 1780 | 460/3 | – | END-SUCTION | PACO | – | – | | INERTIA BASE | – |
| DHWPHP-23-1 | DHW PREHEAT | 23RD FLOOR | 480 | 130 | 440 | 350 | – | – | – | – | 460/3 | – | END-SUCTION | PACO | – | – | | INERTIA BASE | – |
| DHWPHP-23-2 | DHW PREHEAT | 23RD FLOOR | 480 | 130 | 440 | 350 | – | – | – | – | 460/3 | – | END-SUCTION | PACO | – | – | | INERTIA BASE | – |
| SHWPR-24-1 | RENTAL CW HEATING | 24TH FLOOR | 1200 | 85 | 292 | 125 | – | – | 40 | 1780 | 460/3 | – | END-SUCTION | PACO | – | – | | INERTIA BASE | – |
| SHWPR-24-2 | RENTAL CW HEATING | 24TH FLOOR | 1200 | 85 | 292 | 125 | – | – | 40 | 1780 | 460/3 | – | END-SUCTION | PACO | – | – | | INERTIA BASE | – |
| THWPC-26-1 | CONDO HW HEATING | 26TH FLOOR | 570 | 75 | 410 | 175 | – | – | 20 | 1780 | 460/3 | – | END-SUCTION | PACO | – | – | | INERTIA BASE | – |
| THWPC-26-2 | CONDO HW HEATING | 26TH FLOOR | 570 | 75 | 410 | 175 | – | – | 20 | 1780 | 460/3 | – | END-SUCTION | PACO | – | – | | INERTIA BASE | – |
| TCWPC-26-1 | CONDO CHW COOLING | 26TH FLOOR | 700 | 80 | 410 | 175 | – | – | 20 | 1780 | 460/3 | – | – | PACO | – | – | | INERTIA BASE | – |
| TCWPC-26-2 | CONDO CHW COOLING | 26TH FLOOR | 700 | 80 | 410 | 175 | – | – | 20 | 1780 | 460/3 | – | – | PACO | – | – | | INERTIA BASE | – |
| SCW-PR-26-1 | RENTAL/PODIUM CW | 26TH FLOOR | 700 | 80 | 410 | 175 | – | – | 20 | 1780 | 460/3 | – | – | PACO | – | – | | INERTIA BASE | – |
| SCW-PR-26-2 | RENTAL/PODIUM CW | 26TH FLOOR | 700 | 80 | 410 | 175 | – | – | 20 | 1780 | 460/3 | – | – | PACO | – | – | | INERTIA BASE | – |
| FOP-1,2 | EMERGENCY GENERATOR | SUB-CELLAR | 5.68 GPM OR 359 GPH | 400 PSIG | 720 | – | 39.5 | – | 2@5HP EA. | 1750 | 460/3 | 120137AC | SCREW | IMO BFS | – | – | | BFS INDUSTRIES FUEL OIL PUMP SET FOR EMERGENCY GENERATOR | – |
| DHWPHP-56-1 | DHW PREHEAT | 56TH FLOOR | 240 | 130 | 440 | – | – | – | – | – | 460/3 | – | END-SUCTION | PACO | – | – | | INERTIA BASE | – |
| DHWPHP-56-2 | DHW PREHEAT | 56TH FLOOR | 240 | 150 | 440 | – | – | – | – | – | 460/3 | – | END-SUCTION | PACO | – | – | | INERTIA BASE | |
| | | | | | | | | | | | | | | | | | | | |

Superseded 6-29-2016

Damian Titus
Buildings
APPROVED
Under Directive 2 of 1975
Date: 03/20/2014:
NYC Development Hub

OWNER:
SNOWPLOW LLC
950 THIRD AVENUE
NEW YORK, NY 10022
TEL.: (212) 486-2000

ARCHITECT OF RECORD:
SLCE*Architects, LLP*
841 BROADWAY
NEW YORK, NY 10003
TEL.: (212) 979-8400
FAX.: (212) 979-8387

DESIGN ARCHITECT:
SOM
14 WALL STREET
NEW YORK, NY 10005
TEL.: 212.298.9336
FAX.: 212.298.9500

STRUCTURAL ENGINEER:
DESIMONE
18 WEST 18th STREET
NEW YORK, NY 10011
TEL.: (212) 532-2211
FAX.: (212) 481-6108

MEP ENGINEER:
WSP · FLACK+KURTZ
512 SEVENTH AVENUE
NEW YORK, NY 10011
TEL.: (212) 532-9600

BUILDING ENVELOPE CONSULTANT:
GMS
GILSANZ MURRAY STEFICEK LLP
129 WEST 27th STREET
NEW YORK, NY 10001
TEL.: (212) 254-0030

| No: | Date: | Revision: |
|---|---|---|
| | 10-10-12 | DOB FILING |
| | 04-20-12 | 100% DD |
| | 10-14-11 | 100% SD |

NORTH ARROW N
SCALE NONE

KEY PLAN:

PROJECT:
252 EAST 57th STREET
NEW YORK, NY

TITLE:
MECHANICAL
SCHEDULES SHEET #1

SEAL & SIGNATURE:
STATE OF NEW YORK · SHELDON MILES STEIN · NO. 40400 · LICENSED PROFESSIONAL ENGINEER

| | |
|---|---|
| SCALE: | AS SHOWN |
| DATE: | 09-02-11 |
| PROJECT No: | 2011-14 |
| FILE No: | 250 EAST 57th STREET |
| DRAWN BY: | I.P. |
| CHECKED BY: | C.K. |
| DWG. No.: | M-600.00 |
| M-600.dwg | 51 OF 58 |

DEPT OF BLDGS 121328321 Job Number
ES345962487 Scan Code

## HOT WATER BOILER (FULTON AS STD)

| DESIGNATION | SERVICE | LOCATION | BOILER H.P. | GROSS OUTPUT (MBH) | NET OUTPUT (MBH) | TOTAL HEATING SURFACE (FIRESIDE) (SQ. FT.) | FURNACE VOLUME (CU. FT.) | PASS ARANGEMENT | OPERATING PRESSURE (PSIG) | RELIEF VALVE SET POINT (PSIG) | MINIMUM EFFICIENCY AT RATED LOAD (%) | HOT WATER DATA: FLOW RATE (GPM) | HOT WATER DATA: ENT. TEMP (DEGREES F) | HOT WATER DATA: LVG. TEMP. (DEGREES F) | HOT WATER DATA: PRESS DROP (FT. OF WATER) | FUEL OIL BURNER DATA: FUEL GRADE | FUEL OIL BURNER DATA: FUEL HEAT CONTENT (MBH/GAL) | FUEL OIL BURNER DATA: FIRING AT RATED LOAD (GPH) | FUEL OIL BURNER DATA: MAXIMUM FIRING RATE (GPH) | FUEL OIL BURNER DATA: FUEL PUMP HP | FUEL OIL BURNER DATA: AIR COMPRESSOR HP | FUEL OIL BURNER DATA: OIL HEATER KW | GAS BURNER DATA: GAS TYPE | GAS BURNER DATA: GAS HEAT CONTERN (BTU/CF) | GAS BURNER DATA: FIRING AT RATED LOAD (CFH) | GAS BURNER DATA: GAS INLET PRESSURE MIN/MAX (PSIG) | DRAFT BLOWER DATA: AIR QUALITY (CFM) | DRAFT BLOWER DATA: FLUE OUTLET SIZE (IN.) | DRAFT BLOWER DATA: MOTOR HP | VOLTS/PHASE | MODEL NUMBER | OPERATING WEIGHT (LBS) | REMARKS | DRAWING NO. |
|---|---|---|---|---|---|---|---|---|---|---|---|---|---|---|---|---|---|---|---|---|---|---|---|---|---|---|---|---|---|---|---|---|---|---|
| B-23-1 | HEATING HOT WATER DOMECTIC HOT WATER HEAT PUMP HX | 23RD FLOOR | 1/65 | – | 5,400 | – | – | 3 PASS | 150 | 160 | 90% | 550 | 120 | 140 | 23.1 | – | – | – | – | – | – | – | NAT | 1000 | 6000 | 0.5/1.0 | 1250 | 14 | 7.5 | 460/3 | VTG-6000 | 12,000 | – | – |
| B-23-2 | HEATING HOT WATER DOMECTIC HOT WATER HEAT PUMP HX | 23RD FLOOR | 1/65 | – | 5,400 | – | – | 3 PASS | 150 | 160 | 90% | 550 | 120 | 140 | 23.1 | – | – | – | – | – | – | – | NAT | 1000 | 6000 | 0.5/1.0 | 1250 | 14 | 7.5 | 460/3 | VTG-6000 | 12,000 | – | – |
| B-23-3 | HEATING HOT WATER DOMECTIC HOT WATER HEAT PUMP HX | 23RD FLOOR | 1/65 | – | 5,400 | – | – | 3 PASS | 150 | 160 | 90% | 550 | 120 | 140 | 23.1 | – | – | – | – | – | – | – | NAT | 1000 | 6000 | 0.5/1.0 | 1250 | 14 | 7.5 | 460/3 | VTG-6000 | 12,000 | – | – |
| B-23-4 | HEATING HOT WATER DOMECTIC HOT WATER HEAT PUMP HX | 23RD FLOOR | 1/65 | – | 5,400 | – | – | 3 PASS | 150 | 160 | 90% | 550 | 120 | 140 | 23.1 | – | – | – | – | – | – | – | NAT | 1000 | 6000 | 0.5/1.0 | 1250 | 14 | 7.5 | 460/3 | VTG-6000 | 12,000 | – | – |
| – | | – | – | – | – | – | – | – | – | – | – | – | – | – | – | – | – | – | – | – | – | – | – | – | – | – | – | – | – | – | – | – | – | – |

## HOT WATER CABINET AND UNIT HEATERS ( AS STD)

| DESIGNATION | SERVICE | AIR QUANTITY (CFM) | FINAL AIR TEMPERATURE (DEGREES F) | HEATING COIL DATA @ DEG. E.A.T.: WATER FLOW RATE (GPM) | ENT.WATER TEMPERATURE (DEGREES F) | LVG.WATER TEMPERATURE (DEGREES F) | HEATING CAPACITY (MBH) | MAX. WATER PRESS. DROP (FT. OF WATER) | FAN MOTOR DATA: MINIMUM FAN HP OR WATTS | FAN MOTOR DATA: RPM | FAN MOTOR DATA: VOLTS/PHASE | OPERATING WEIGHT (LBS) | MODEL NUMBER | REMARKS |
|---|---|---|---|---|---|---|---|---|---|---|---|---|---|---|
| – | – | – | – | – | – | – | – | – | – | – | – | – | – | – |
| – | – | – | – | – | – | – | – | – | – | – | – | – | – | – |
| – | – | – | – | – | – | – | – | – | – | – | – | – | – | – |
| – | – | – | – | – | – | – | – | – | – | – | – | – | – | – |
| – | – | – | – | – | – | – | – | – | – | – | – | – | – | – |

## MODULAR WATER CHILLER (CLIMACOOL AS STD)

| DESIGNATION | LOCATION | NOMINAL TONS | EVAPORATOR: FLOW RATE (GPM) | EVAPORATOR: ENT. WATER TEMPERATURE (DEGREES F) | EVAPORATOR: LVG. WATER TEMPERATURE (DEGREES F) | EVAPORATOR: MAX. P.D. (FT. OF WATER) | EVAPORATOR: MAX. VELOCITY (FT/SEC) | EVAPORATOR: NO. OF PASSES | EVAPORATOR: FOULING FACTOR | EVAPORATOR: MAX. WORKING PRESSURE (PSIG) | CONDENSER: FLOW RATE (GPM) | CONDENSER: ENT. WATER TEMPERATURE (DEGREES F) | CONDENSER: LVG. WATER TEMPERATURE (DEGREES F) | CONDENSER: MAX. P.D. (FT. OF WATER) | CONDENSER: MAX. VELOCITY (FT/SEC) | CONDENSER: NO. OF PASSES | CONDENSER: FOULING FACTOR | CONDENSER: MAX. WORKING PRESSURE (PSIG) | COMPRESSOR ELECTRIC: INPUT KW | COMPRESSOR ELECTRIC: FULL LOAD KW/TON | COMPRESSOR ELECTRIC: NPLV KW/TON | COMPRESSOR ELECTRIC: RLA | COMPRESSOR ELECTRIC: MCA | COMPRESSOR ELECTRIC: VOLTS/PHASE | UNIT: # OF MODULES | UNIT: MODEL NUMBER | OPERATING WEIGHT (LBS.) | REMARKS | DRAWING NO. |
|---|---|---|---|---|---|---|---|---|---|---|---|---|---|---|---|---|---|---|---|---|---|---|---|---|---|---|---|---|---|
| CH-23-1 | 23RD FLOOR | 214.6 | 365.8 | 56 | 42 | 3.6 | – | – | 0.0001 | 200 | 423.7 | 85 | 100 | 5.0 | – | – | 0.00025 | 200 | 171.3 | 0.798 | 0.603 | 270 | 276 | 460/3 | 7 | UCW030AF | 10,360 | – | – |
| CH-23-2 | 23RD FLOOR | 183.9 | 313.5 | 56 | 42 | 3.6 | – | – | 0.0001 | 200 | 363.2 | 85 | 100 | 5.0 | – | – | 0.00025 | 200 | 146.8 | 0.798 | 0.608 | 232 | 238 | 460/3 | 6 | UCW030AF | 8,880 | – | – |
| CH-23-3 | 23RD FLOOR | 214.6 | 365.8 | 56 | 42 | 3.6 | – | – | 0.0001 | 200 | 423.7 | 85 | 100 | 5.0 | – | – | 0.00025 | 200 | 171.3 | 0.798 | 0.603 | 270 | 276 | 460/3 | 7 | UCW030AF | 10,360 | – | – |

## PLATE AND FRAME HEAT EXCHANGER (ALFA-LAVAL AS STD)

| DESIGNATION | SERVICE | LOCATION | COLD WATER SIDE: FLOW RATE (GPM) | COLD: INLET TEMP. (DEGREES F) | COLD: OUTLET TEMP. (DEGREES F) | COLD: LOAD (MBH) | COLD: MAX. P.D. (FT. OF WATER) | COLD: MAX. WORKING PRESSURE (PSIG) | COLD: SURFACE AREA (SQ. FT.) | COLD: FOULING FACTOR | WARM WATER SIDE: FLOW RATE (GPM) | WARM: INLET TEMP. (DEGREES F) | WARM: OUTLET TEMP. (DEGREES F) | WARM: LOAD (MBH) | WARM: MAX. P.D. (FT. OF WATER) | WARM: MAX. WORKING PRESSURE (PSIG) | WARM: SURFACE AREA (SQ. FT.) | WARM: FOULING FACTOR | PLATE SIZE | DIMENSIONS OVERALL FRAME SIZE (INCHES): HEIGHT | LENGTH | WIDTH | OPERATING WEIGHT (LBS.) | REMARKS | DRAWING NO. |
|---|---|---|---|---|---|---|---|---|---|---|---|---|---|---|---|---|---|---|---|---|---|---|---|---|---|
| PFCHX-23-1 | CHILLERS | 23RD FLOOR | 380 | 55 | 45 | 1880 | 14.8 | 350 | 457 | – | 380 | 60 | 50 | 1880 | 14.7 | 350 | 457 | – | – | 76 | 57 | 19 | 2000 | – | – |
| PHX-CC-26-1 | CONDO FCU CHW | 26TH FLOOR | 650 | 42 | 56 | 4560 | 17.4 | 300 | 2140 | – | 700 | 58 | 45 | 4560 | 19.6 | 300 | 2140 | – | – | 87 | 86 | 31 | 7400 | – | – |
| PHX-CH-26-1 | CONDO FCU HW | 26TH FLOOR | 570 | 115 | 135 | 5660 | 20.1 | 300 | 941 | – | 570 | 140 | 120 | 5660 | 19.7 | 300 | 941 | – | – | 82 | 82 | 20 | 3500 | – | – |
| PHX-RC-24-1 | RENTAL HPU CW | 24TH FLOOR | 1040 | 87 | 97 | 5200 | 20.1 | 300 | 2622 | – | 1040 | 85 | 95 | 5200 | 19.9 | 300 | 2622 | – | – | 80 | 105 | 26 | 7700 | – | – |
| PHX-RH-24-1 | RENTAL HPU HW RENTAL ACU | 24TH FLOOR | 1205 | 70 | 80 | 6020 | 20.1 | 150 | 164 | – | 602 | 140 | 120 | 6020 | 5.3 | 150 | 164 | – | – | 55 | 58 | 31 | 7500 | – | – |
| DHWX-23-1 | DOMESTIC HOT WATER PREHEATER | 23RD FLOOR | 360 | 50 | 97 | 8477 | 25 | 350 | – | – | 1140 | 100 | 85 | 8477 | 20 | 350 | – | – | – | – | – | – | – | – | – |
| PHX-RC-3-1 | RENTAL ACU RETAIL ACU | 3RD FLOOR | 700 | 87 | 97 | 3500 | – | 400 | – | – | 700 | 85 | 95 | 3500 | – | 400 | – | – | – | – | – | – | – | – | – |
| DHWX-3-1 | DOMESTIC HOT WATER PREHEATER | 3RD FLOOR | 240 | 50 | 97 | 5651 | 25 | 400 | – | – | 760 | 100 | 85 | 5651 | 19.5 | 350 | – | – | – | – | – | – | – | – | – |
| DHWX-56-1 | DOMESTIC HOT WATER PREHEATER | 56TH FLOOR | 240 | 50 | 97 | 5651 | 25 | 150 | – | – | 760 | 100 | 85 | 5651 | 20 | 150 | – | – | – | – | – | – | – | – | – |

## FAN COIL UNITS (WILLIAMS AS STANDARD)

| DESIGNATION | SERVICE | LOCATION | NOMINAL AIR QUANTITY (CFM) | ACTUAL AIR QUANTITY (CFM) | EXTERNAL STATIC PRESSURE (IN W.G.) | COOLING COIL DATA: WATER FLOW RATE (GPM) | ENT. WATER TEMPERATURE (DEGREES F) | LVG. WATER TEMPERATURE (DEGREES F) | TOTAL CLG. CAPACITY (MBH) | SENSIBLE COOLING CAPACITY (MBH) | EAT DEG F DB/WB | MAX. WATER PRESS. DROP (FT. OF WATER) | COIL ROWS | HOT WATER HEATING COIL AT 72 DEG. F E.A.T.: HTG. CAPACITY (MBH) | ENT. WATER TEMP (DEG. F) | LVG. WATER TEMP. (DEG. F) | WATER FLOW RATE (GPM) | MAX. PRESSURE DROP (FT. OF H20) | COIL ROWS | FAN MOTOR DATA: MINIMUM FAN MCA | FAN MOTOR DATA: VOLTS/PHASE | MODEL NUMBER | EMERGENCY POWER | VARIABLE SPEED | UNIT / MCC / LOOSE MOUNTED STARTER | STARTER PROVIDED BY | STARTER TYPE | DIMENSIONS / WEIGHT |
|---|---|---|---|---|---|---|---|---|---|---|---|---|---|---|---|---|---|---|---|---|---|---|---|---|---|---|---|---|
| FCU-A | CONDO APARTMENTS | CEILING MOUNTED | 400 | 300 | 0.25 | 1.1 | 45 | 58 | 12.2 | 7.3 | 75/62.5 | – | – | 9.2 | 135 | 115 | 0.9 | – | – | 6.3 | 115/1/60 | – | – | YES | – | – | – | – |
| FCU-B | CONDO APARTMENTS | CEILING MOUNTED | 600 | 450 | 0.3 | 1.3 | 45 | 58 | 8.4 | 8.4 | 75/62.5 | – | – | 10.1 | 135 | 115 | 1.0 | – | – | 6.3 | 115/1/60 | – | – | YES | – | – | – | – |
| FCU-C | CONDO APARTMENTS | CEILING MOUNTED | 800 | 600 | 0.3 | 2.5 | 45 | 58 | 16.2 | 14.2 | 75/62.5 | – | – | 13.9 | 135 | 115 | 1.4 | – | – | 6.3 | 115/1/60 | – | – | YES | – | – | – | – |
| FCU-D | CONDO APARTMENTS | CEILING MOUNTED | 1000 | 750 | 0.3 | 2.3 | 45 | 58 | 14.9 | 14.9 | 75/62.5 | – | – | 19.6 | 135 | 115 | 1.9 | – | – | 9.6 | 115/1/60 | – | – | YES | – | – | – | – |
| FCU-E | CONDO APARTMENTS | CEILING MOUNTED | 1200 | 900 | 0.3 | 3.1 | 45 | 58 | 20.3 | 20.3 | 75/62.5 | – | – | 21.1 | 135 | 115 | 2.1 | – | – | 9.6 | 115/1/60 | – | – | YES | – | – | – | – |
| FCU-F | CONDO APARTMENTS | CEILING MOUNTED | 1500 | 1,125 | 0.3 | 4.4 | 45 | 58 | 28.5 | 25.9 | 75/62.5 | – | – | 26.8 | 135 | 115 | 2.7 | – | – | 11.3 | 115/1/60 | – | – | YES | – | – | – | – |

NOTES:
1. SELECTIONS ARE BASED ON NOMINAL "MEDIUM" SPEED.
2. CONTRACTOR SHALL COORDINATE LEFT OR RIGHT HAND COILS.
3. ALL FCU'S SHALL BE FOUR PIPE.
4. ALL FCU'S SHALL BE EQUIPPED WITH ELECTRONICALLY COMMUTATED VARIABLE SPEED MOTORS.
5. ACOUSTIC REQUIRMENTS AND CRITERIA, AS SPECIFIED, SHALL BE MET.

## COOLING TOWERS ( SPX. MARLEY AS STD)

| DESIGNATION | LOCATION | TYPE | TOTAL FLOW RATE (GPM) | ENT. WATER TEMPERATURE (DEGREES F) | LVG. WATER TEMPERATURE (DEGREES F) | AMBIENT AIR TEMP (DEGREES F. W.B.) | GPM PER CELL | NUMBER OF CELLS | FAN: DIA. (FT) | FAN: CFM EACH | FAN: RPM | FAN MOTOR DATA: NUMBER OF FAN MOTORS | FAN MOTOR DATA: HP PER FAN MOTOR | FAN MOTOR DATA: RPM | FAN MOTOR DATA: VOLTS/PHASE | MODEL NUMBER | OPERATING WEIGHT W/O STEEL SUPPORT | BASIN HEATER NO. & KW | REMARKS | DRAWING NO. |
|---|---|---|---|---|---|---|---|---|---|---|---|---|---|---|---|---|---|---|---|---|
| CT-1, 1A | 57TH FLOOR | – | 2,400 | 100 | 85 | 78 | 1/800 | 2 | 10 | 137,300 | 273 | 2 | 25 | 1800 | 460/3 | – | 51,130 | – | – | – |
| – | – | – | | – | – | – | – | – | – | – | – | – | – | – | – | – | – | – | – | – |
| – | – | – | | – | – | – | – | – | – | – | – | – | – | – | – | – | – | – | – | – |
| – | – | – | – | – | – | – | – | – | – | – | – | – | – | – | – | – | – | – | – | – |
| – | – | – | – | – | – | – | – | – | – | – | – | – | – | – | – | – | – | – | – | – |

NOTES:
1. PROVIDE ALL MOTORS FOR INVERTER ONLY.
2. VFD'S SHALL BE LOCATED IN THE ROOF MER.
3. STATIC LIFT IS 12.4'.

## H & V UNITS (MCQUAY AS STD)

| DESIGNATION | SERVICE | LOCATION | TOTAL AIR QUANTITY (CFM) | OUTSIDE AIR QUANTITY (CFM) | FILTER FACE AREA | FILTER: SPECIFICATION TYPE | FILTER: MIN. EFFICIENCY % | FILTER: AIR FRICTION (IN. OF WTR): CLEAN | FILTER: AIR FRICTION (IN. OF WTR): REPLACE | SUPPLY FAN: TOTAL STATIC PRESSURE (IN. OF WATER) | SUPPLY FAN: STATIC PRESSURE EXTERNAL OF CASING (IN. OF WATER) | SUPPLY FAN: MAX. FAN SPEED (RPM) | SUPPLY FAN: MAXIMUM OUTLET VELOCITY (FPM) | SUPPLY FAN: WHEEL DIAMETER (INCHES) | SUPPLY FAN: TYPE | SUPPLY FAN: CLASS | MOTOR: MOTOR BHP | MOTOR: MINIMUM MOTOR HP | MOTOR: MOTOR RPM | MOTOR: VOLTS/PHASE | STEAM HEATING COIL: AIR SIDE: ENT. AIR TEMPERATURE (DEGREES F) | AIR SIDE: LVG. AIR TEMPERATURE (DEGREES F) | AIR SIDE: MAXIMUM AIR FRICTION (IN. OF WATER) | STEAM SIDE: STEAM FLOW RATE (LBS/HR) | STEAM SIDE: STEAM PRESS. (PSIG) | HEATING CAPACITY (MBH) | FACE AREA (SQ. FT.) | FACE VELOCITY (FPM) | SERIES SURFACE (FPI) ROWS | VIBRATION ISOLATION: BASE TYPE | VIBRATION ISOLATION: ISOLATOR TYPE | VIBRATION ISOLATION: MINIMUM STASIC DEFLECTION (IN.) | REMARKS |
|---|---|---|---|---|---|---|---|---|---|---|---|---|---|---|---|---|---|---|---|---|---|---|---|---|---|---|---|---|---|---|---|---|---|
| HV-3-1 | PARKING GARAGE | 3RD FLOOR | 8,500 | 8,500 | – | – | 30 | 0.2 | 1.0 | 3.2 | – | 1700 | – | 27 | AF | 2 | 26.96 | 30 | 1750 | 208/3 | 0 | 48 | 0.53 | 1532 | 5 | 1470 | 30 | 960 | 8/1 | – | – | – | |
| HV-3-2 | ELEC & PLBG UTILITIES | 3RD FLOOR | 5,675 | 5,675 | – | – | 30 | 0.2 | 1.0 | 3.2 | – | 1700 | – | 27 | AF | 2 | 26.96 | 30 | 1750 | 208/3 | 0 | 48 | 0.53 | 1532 | 5 | 1470 | 30 | 960 | 8/1 | – | – | – | |
| | | | | | | | | | | | | | | | | | | | | | | | | | | | | | | | | | |
| | | | | | | | | | | | | | | | | | | | | | | | | | | | | | | | | | |
| | | | | | | | | | | | | | | | | | | | | | | | | | | | | | | | | | |

NOTES:
1. PROVIDE MOTORS AS PER THE MOTOR EFFICIENCY SCHEDULE ON DRAWING M-103.

## EXPANSION TANKS, FUEL OIL TANK (EASTMOND, AMTROL AS STD)

| DESIGNATION | SERVICE | LOCATION | SYSTEM VOLUME (GALLONS) | TEMPERATURE (DEGREES F): COLD TEMP. | TEMPERATURE (DEGREES F): HOT TEMP. | PRESSURE (PSIG): FILL | PRESSURE (PSIG): OPERATING | TANK VOLUME (GALLONS): ACCEPTANCE | TANK VOLUME (GALLONS): TOTAL | TANK SIZE (INCHES): HEIGHT | TANK SIZE (INCHES): DIAMETER | MODEL NUMBER | OPERATING WEIGHT (LBS) | REMARKS | DRAWING NO. |
|---|---|---|---|---|---|---|---|---|---|---|---|---|---|---|---|
| ET-23-1 | CHILLERS | 23RD FLOOR | – | – | – | – | – | – | – | – | – | – | – | – | – |
| ET-23-2 | BOILERS | 23RD FLOOR | – | – | – | – | – | – | – | – | – | – | – | – | – |
| ET-23-3 | BOILERS | 23RD FLOOR | – | – | – | – | – | – | – | – | – | – | – | – | – |
| ET-23-4 | BOILERS | 23RD FLOOR | – | – | – | – | – | – | – | – | – | – | – | – | – |
| FOT-SB-1 | FUEL OIL | SUB-CELLAR | 5,000 | – | – | – | – | – | – | – | – | – | – | – | – |
| – | – | – | – | – | – | – | – | – | – | – | – | – | – | – | – |
| – | – | – | – | – | – | – | – | – | – | – | – | – | – | – | – |
| – | – | – | – | – | – | – | – | – | – | – | – | – | – | – | – |
| – | – | – | – | – | – | – | – | – | – | – | – | – | – | – | – |

NOTE: 1. FUEL OIL TANK SHALL BE HYDROSTATICALLY TESTED WITH 25 PSIG MAINTAINED FOR 30 MINUTES.
2. FUEL OIL TANK SHALL BE RECTANGULAR AND FIELD ERECTED AS SPECIFIED AND SHOWN ON THE CONSTRUCTION DOCUMENTS.

## FREEZE PROTECTION PUMPS (AMSTRONG AS STD.)

| DESIGNATION | SERVICE | LOCATION | FLOW RATE (GPM) | TOTAL PUMP HEAD (FT. OF WATER) | SUCTION PRESSURE (PSIG) | DISCHARGE PRESSURE (PSIG) | CASING PRESSURE (PSIG) | MINIMUM PUMP EFFICIENCY (%) | MOTOR DATA: BRAKE HP | MOTOR DATA: MAXIMUM HP | MOTOR DATA: MINIMUM MOTOR HP | MOTOR DATA: RPM | MOTOR DATA: VOLTS/PHASE | MODEL NUMBER | PUMP TYPE | MANUFACTURER | VIBRATION ISOLATION: SPECIFICATION TYPE | VIBRATION ISOLATION: STATIC DEFLECTION (INCHES) | EMERGENCY POWER | VARIABLE SPEED | UNIT / LOOSE / VFD MOUNTED STARTER | STARTER PROVIDED BY | STARTER TYPE | REMARKS |
|---|---|---|---|---|---|---|---|---|---|---|---|---|---|---|---|---|---|---|---|---|---|---|---|---|
| FPP-23-1 | HOT WATER | AHU-23-1 | 15 | 30 | – | – | 175 | 55 | – | – | 1 | 1800 | 208/3 | H67 | IN LINE | ARMSTRONG | – | – | YES | NO | UNIT | MECH | – | HOT WATER COIL FREEZE PROTECTION |
| FPP-23-2 | HOT WATER | AHU-23-2 | 15 | 30 | – | – | 175 | 55 | – | – | 3/4 | 1800 | 208/3 | H54 | IN LINE | ARMSTRONG | – | – | YES | NO | UNIT | MECH | – | HOT WATER COIL FREEZE PROTECTION |
| FPP-23-3 | HOT WATER | AHU-23-3 | 15 | 30 | – | – | 175 | 55 | – | – | 1 | 1800 | 208/3 | H67 | IN LINE | ARMSTRONG | – | – | YES | NO | UNIT | MECH | – | HOT WATER COIL FREEZE PROTECTION |
| FPP-23-4 | HOT WATER | AHU-23-4 | 15 | 30 | – | – | 175 | 55 | – | – | 3/4 | 1800 | 208/3 | H66 | IN LINE | ARMSTRONG | – | – | YES | NO | UNIT | MECH | – | HOT WATER COIL FREEZE PROTECTION |
| FPP-23-5 | HOT WATER | AHU-23-5 | 15 | 30 | – | – | 175 | 55 | – | – | 3/4 | 1800 | 208/3 | H66 | IN LINE | ARMSTRONG | – | – | YES | NO | UNIT | MECH | – | HOT WATER COIL FREEZE PROTECTION |
| FPP-24-1 | HOT WATER | AHU-24-1 | 15 | 30 | – | – | 175 | 55 | – | – | 1 | 1800 | 208/3 | H67 | IN LINE | ARMSTRONG | – | – | YES | NO | UNIT | MECH | – | HOT WATER COIL FREEZE PROTECTION |
| FPP-24-2 | HOT WATER | AHU-24-2 | 15 | 30 | – | – | 175 | 55 | – | – | 3/4 | 1800 | 208/3 | H54 | IN LINE | ARMSTRONG | – | – | YES | NO | UNIT | MECH | – | HOT WATER COIL FREEZE PROTECTION |
| FPP-24-3 | HOT WATER | AHU-24-3 | 15 | 30 | – | – | 175 | 55 | – | – | 3/4 | 1800 | 208/3 | H54 | IN LINE | ARMSTRONG | – | – | YES | NO | UNIT | MECH | – | HOT WATER COIL FREEZE PROTECTION |
| FPP-26-1 | HOT WATER | AHU-26-1 | 15 | 30 | – | – | 175 | 55 | – | – | 3/4 | 1800 | 208/3 | H54 | IN LINE | ARMSTRONG | – | – | YES | NO | UNIT | MECH | – | HOT WATER COIL FREEZE PROTECTION |
| FPP-26-2 | HOT WATER | AHU-26-2 | 15 | 30 | – | – | 175 | 55 | – | – | 3/4 | 1800 | 208/3 | H54 | IN LINE | ARMSTRONG | – | – | YES | NO | UNIT | MECH | – | HOT WATER COIL FREEZE PROTECTION |

Superseded 6-29-2016

Damian Titus
Buildings
APPROVED
Under Directive 2 of 1975
Date: 03/20/2014:
NYC Development Hub

OWNER:
SNOWPLOW LLC
950 THIRD AVENUE
NEW YORK, NY 10022
TEL.: (212) 486-2000

ARCHITECT OF RECORD:
SLCE*Architects, LLP*
841 BROADWAY
NEW YORK, NY 10003
TEL.: (212) 979-8400
FAX.: (212) 979-8387

DESIGN ARCHITECT:
SOM
14 WALL STREET
NEW YORK, NY 10005
TEL.: 212.298.9336
FAX.: 212.298.9500

STRUCTURAL ENGINEER:
DESIMONE
18 WEST 18th STREET
NEW YORK, NY 10011
TEL.: (212) 532-2211
FAX.: (212) 481-6108

MEP ENGINEER:
WSP · FLACK+KURTZ
512 SEVENTH AVENUE
NEW YORK, NY 10011
TEL.: (212) 532-9600

BUILDING ENVELOPE CONSULTANT:
GMS
GILSANZ MURRAY STEFICEK LLP
129 WEST 27th STREET
NEW YORK, NY 10001
TEL.: (212) 254-0030

| No: | Date: | Revision: |
|---|---|---|
| | 10-10-12 | DOB FILING |
| | 04-20-12 | 100% DD |
| | 10-14-11 | 100% SD |

NORTH ARROW N
SCALE NONE

KEY PLAN:

PROJECT:
252 EAST 57th STREET
NEW YORK, NY

TITLE:
MECHANICAL
SCHEDULES SHEET#2

SEAL & SIGNATURE:
STATE OF NEW YORK · SHELDON MILES STEIN · LICENSED PROFESSIONAL ENGINEER · NO. 40400

SCALE: AS SHOWN
DATE: 09-02-11
PROJECT No: 2011-14
FILE No: 250 EAST 57th STREET
DRAWN BY: I.P.
CHECKED BY: C.K.
DWG. No.:
M-601.00
M-601.dwg 52 OF 58

## POOL AIR-CONDITIONING SYSTEM (DECTRON AS STD)

| DESIGNATION | SERVICE | LOCATION | TOTAL AIR QUANTITY (CFM) | MIN OUTSIDE AIR (CFM) | MAX OUTSIDE AIR (CFM) | RETURN AIR (CFM) | FILTER: SPECIFICATION TYPE | FILTER: MERV-13 EFFICIENCY | OUTDOOR DESIGN CONDITIONS SUMMER: DRY BULB (DEG. F) | SUMMER: WET BULB (DEG. F) | WINTER: DRY BULB (DEG. F) | SPACE DESIGN CONDITIONS: SPACE DB TEMP (DEG. F) | SPACE RELATIVE HUMIDITY (%) | MINIMUM MOISTURE REMOVAL (LBS/HR) | POOL WATER TEMP (DEG. F) | EVAPORATION: EVAPORATOR SENSIBLE CAPACITY (MBH) | EVAPORATION: CAPACITY (MBH) | CONDENSER: CAPACITY (MBH) | WATER QUANTITY (GPM) | E.W.T. (GLOBAL) (DEG. F) | L.W.T. (DEG. F) | PRESSURE DROP (PSIG) COOLING | COMPRESSOR: NUMBER OF COMPRESSORS | CAPACITY MBH (EA.) | | ELECTRICAL DATA: COMPRESSOR KW (EA.) | MOTOR RLA (EA.) | MOTOR LRA (EA.) | VOLTS/PHASE | SUPPLY FAN: TOTAL STATIC PRESSURE (IN. OF WATER) | STATIC PRESSURE EXTERNAL OF CASING (IN. OF WATER) | MAX. FAN SPEED (RPM) | WHEEL SIZE (INCHES) | FAN MOTOR: MOTOR HP | FLA | VOLTS/PHASE | RETURN FAN: TOTAL STATIC PRESSURE (IN. OF WATER) | STATIC PRESSURE EXTERNAL OF CASING (IN. OF WATER) | MAX. FAN SPEED (RPM) | WHEEL SIZE (INCHES) | TYPE | FAN MOTOR: MOTOR HP | FLA | VOLTS/PHASE | POOL WATER CONDENSER: TOTAL HEAT (MBTUH) | GPM FLOW | PRESSURE DROP (FEET OF WATER) | TOTAL UNIT-ELECTRICAL: UNIT KW | MIN. CIRCUIT AMPACITY | MOP | VIBRATION ISOLATION: SPECIFICATION TYPE | STATIC DEFLECTION (INCHES) | MODEL NUMBER | VFD | UNIT/ MCC/ LOOSE MOUNTED STARTER | STARTER PROVIDED BY | STARTER TYPE | SMOKE DETECTOR | REMARKS |
|---|---|---|---|---|---|---|---|---|---|---|---|---|---|---|---|---|---|---|---|---|---|---|---|---|---|---|---|---|---|---|---|---|---|---|---|---|---|---|---|---|---|---|---|---|---|---|---|---|---|---|---|---|---|---|---|---|---|---|---|
| AHU-SC-4 | SWIMMING POOL | SUB-CELLAR | 3,000 | 700 | 3,000 | – | – | 4"(NODF) | 89 | 73 | 5 | 82 | 50% | 100 | 80 | – | 78 | 92 | 13 | 42 | 56 | 10 | 1 | – | | 4.7 | 9 | 75 | 480/3 | 2.0 | 1.5 | – | – | 3.0 | 8.4 | 480/3 | – | – | – | –. | – | – | – | – | 421.8 | 8.5 | 6 | – | 20 | 25 | A | 2 | DS-030 | YES | UNIT MTD. BY MANUFACTORER | MECH | DOL | NO | REFRIGERANT: R-407c |

NOTES:
1. ALL COMPONENTS SHALL BE PAINTED PRIOR TO UNIT ASSEMBLY WITH A PLASTIC EPOXY BASED POWEDER COATING, BAKED ON AT 420F (216C). COATINGS SHALL BE APPPLIED ON BOTH INTERIOR AND EXTERIOR OF UNIT CASING AND COMPONENTS.
2. POVIDE FULL SIZED MIXING "ECONOMIZER" BOX DOWN STREAM OF EVAPORATOR COIL AND UP STREAM OF "HOT GAS REHEAT" COIL CAPABLE OF EXHAUSTING 100% OF THE RETURN AIR. OUTDOOR, RECIRCULATION AND EXHAUST AIR DAMPERS SHALL BE FULLY MODULATING.
3. A COLD SURFACE TEMPERATURE SENSOR SHALL BE PROVIDED TO PREVENT WALL/GLASS CONDENSATION. CONTROL PANEL WILLL RESET THE RH% SET POINT DOWNWARD WHEN SURFACE TEMPERATURE IS WITHIN 5F (2.8C) OF ROOM DEW POINT TEMPERATURE. SENSOR SHALL BE FIELD MOUNTED AND WIRED.
4. PROVIDE FULL AIRFLOW CAPACITY RETURN/EXHAUST FAN AND SUPPLY FAN WITH PLENUM TEFC MOTORS.
5. DOUBLE WALL, VENTED, CLEANABLE POOL WATER CONDENSER.
6. PROVIDE REMOTE ACCESS PACKAGE FOR INTERNET, ETHERNET, OR PHONE MODEM MONITORING.
7. PROVIDE ALL COPPER EVAPORATOR & CONDENSER COILS WITH COPPER TUBES, COPPER FINS AND COPPER TUBE SHEETS WITH TEN-YEAR COIL REPLACEMENT WARRANTY.
8. PROVIDE DOUBLE WALL CONSTRUCTION.
9. UNIT TO BE PROVIDED WITH SINGLE POINT POWER FEED FOR COMPRESSORS, FAN MOTORS AND CONTROLS.
10. REFRIGERATION SYSTEM SHALL USE R407C REFRIGERANT.
11. MEA #

## COMPUTER ROOM AIR CONDITIONING SYSTEMS – (CHILLED WATER)

| DESIGNATION | SERVICE | LOCATION | TOTAL AIR QUALITY (CFM) | FILTER: SPECIFICATION TYPE | MINIMUM % EFFICIENCY | AIR FRICTION (IN. OF WATER): INITIAL | REPLACE | TOTAL FACE AREA (SQ. FT.) | COOLING COIL AIR SIDE: ENT. TEMP. DRY BULB (DEGREES F) | ENT. TEMP. WET BULB (DEGREES F) | LVG. TEMP. DRY BULB (DEGREES F) | LVG. TEMP. WET BULB (DEGREES F) | MAXIMUM AIR FRICTION (IN. OF WATER) | WATER SIDE: FLOW RATE (GPM) | ENT. TEMP. (DEGREES F) | LVG. TEMP. (DEGREES F) | MAXIMUM PRESS. DROP (FT. OF WATER) | TOTAL COOLING CAPACITY (MBH) | SENSIBLE COOLING CAPACITY (MBH) | NUMBER OF SECTIONS | FACE AREA (SQ. FT.) | FACE VELOCITY (FPM) | SERIES SURFACE (FPI) AND ROWS | FAN: TOTAL STATIC PRESSURE (IN. OF WATER) | STATIC PRESSURE EXT. OF CASING (IN. OF WATER) | MAX. FAN SPEED (RPM) | MAXIMUM OUTLET VELOCITY (FPM) | CLASS | TYPE | SIZE | MOTOR: MOTOR HP | MINIMUM MOTOR HP | MOTOR RPM | VOLTS/PHASE | VIBRATION ISOLATION: SPECIFICATION TYPE | STATIC DEFLECTION (INCHES) | MANUFACTURER | MODEL NUMBER | REMARKS | DRAWING NO. |
|---|---|---|---|---|---|---|---|---|---|---|---|---|---|---|---|---|---|---|---|---|---|---|---|---|---|---|---|---|---|---|---|---|---|---|---|---|---|---|---|---|
| CRAC-SC-1 | MDF ROOM | SUB-CELLAR | 5,050 | – | 20 | – | – | – | 72 | – | 68 | – | – | 17.2 | 87 | 97 | 11.2 | 78.0 | 78.0 | – | – | – | – | – | 0.05 | – | – | – | – | – | 3.0 | – | 1750 | 460/3 | – | – | LIEBERT | – | SEE NOTES BELOW SCHEDULE | M-301 |
| CRAC-SC-2 | MDF ROOM | SUB-CELLAR | 5,050 | – | 20 | – | – | – | 72 | – | 68 | – | – | 17.2 | 87 | 97 | 11.2 | 78.0 | 78.0 | – | – | – | – | – | 0.05 | – | – | – | – | – | 3.0 | – | 1750 | 460/3 | – | – | LIEBERT | – | SEE NOTES BELOW SCHEDULE | M-301 |
| CRAC-C-1 | ELEC ROOM | CELLAR | 9,150 | – | 20 | – | – | – | 72 | – | 68 | – | – | 37.7 | 87 | 97 | 9.3 | 169.0 | 167.0 | – | – | – | – | – | 0.05 | – | – | – | – | – | 7.5 | – | 1750 | 460/3 | – | – | LIEBERT | – | SEE NOTES BELOW SCHEDULE | M-301 |
| CRAC-3-1 | ELEC ROOM | 3RD FLOOR | 5,850 | – | 20 | – | – | – | 72 | – | 68 | – | – | 24.1 | 87 | 97 | 17.5 | 108.0 | 105.0 | – | – | – | – | – | 0.05 | – | – | – | – | – | 5.0 | – | 1750 | 460/3 | – | – | LIEBERT | – | SEE NOTES BELOW SCHEDULE | M-301 |
| CRAC-26-1 | ELEC ROOM | 26TH FLOOR | 5,850 | – | 20 | – | – | – | 72 | – | 68 | – | – | 24.1 | 42 | 56 | 17.5 | 108.0 | 105.0 | – | – | – | – | – | 0.05 | – | – | – | – | – | 5.0 | – | 1750 | 460/3 | – | – | LIEBERT | – | SEE NOTES BELOW SCHEDULE | M-301 |
| CRAC-26-2 | ELEC ROOM | 26TH FLOOR | 5,050 | – | 20 | – | – | – | 72 | – | 68 | – | – | 17.2 | 42 | 56 | 11.2 | 78.0 | 78.0 | – | – | – | – | – | 0.05 | – | – | – | – | – | 3.0 | – | 1750 | 460/3 | – | – | LIEBERT | – | SEE NOTES BELOW SCHEDULE | M-301 |
| CRAC-26-3 | ELEC ROOM | 26TH FLOOR | 3,000 | – | 20 | – | – | – | 72 | – | 68 | – | – | 10.0 | 42 | 56 | – | 35.8 | 35.8 | – | – | – | – | – | 0.05 | – | – | – | – | – | 3.0 | – | 1750 | 460/3 | – | – | LIEBERT | – | SEE NOTES BELOW SCHEDULE | M-301 |
| CRAC-56-1 | ELEC ROOM | 56TH FLOOR | 5,850 | – | 20 | – | – | – | 72 | – | 68 | – | – | 24.1 | 42 | 56 | 17.5 | 108.0 | 105.0 | – | – | – | – | – | 0.05 | – | – | – | – | – | 5.0 | – | 1750 | 460/3 | – | – | LIEBERT | – | SEE NOTES BELOW SCHEDULE | M-301 |

## WATER COOLED AIR CONDITIONING UNITS (MCQUAY AS STD)

| DESIGNATION | SERVICE | LOCATION | TOTAL AIR QUANTITY (CFM) | OUTSIDE AIR QUANTITY (CFM) | FILTER: SPECIFICATION TYPE | MIN. EFFICIENCY % | REFRIGERATION: TOTAL CLG./HTG CAPACITY (MBH) | SENSIBLE CLG. CAPACITY (MBH) | EVAPORATOR COIL: ENTERING AIR TEMP. DRY BULB (DEG. F) | ENTERING AIR TEMP. WET BULB (DEG. F) | LEAVING AIR TEMP. DRY BULB (DEG. F) | LEAVING AIR TEMP. WET BULB (DEG. F) | COIL SIZE (S. F.) | NO. OF ROWS (FINS./IN) | CONDENSER: WATER QUANTITY (GPM) | E.W.T. | L.W.T. | PRESSURE DROP (FT.) | COMPRESSOR: NUMBER OF COMPRESSORS | TOTAL NOMINAL TONNAGE | ELECTRICAL: TOTAL MOTOR RLA (EA.) | TOTAL UNIT MCA | VOLTS/PHASE | SUPPLY FAN: EER RATING | HEATING COIL DESIGNATION (SEE HTG. COIL SCHEDULE) | TOTAL STATIC PRESSURE (IN. OF WATER) | STATIC PRESSURE EXTERNAL OF CASING (IN. OF WATER) | MAX. FAN SPEED (RPM) | MAX. OUTLET VELOCITY (FPM) | WHEEL DIAMETER (INCHES) | TYPE | CLASS | FAN MOTOR: MOTOR BHP | MIN. MOTOR HP | MOTOR RPM | VOLTS/PHASE | MODEL NUMBER | REMARKS | DRAWING NO. |
|---|---|---|---|---|---|---|---|---|---|---|---|---|---|---|---|---|---|---|---|---|---|---|---|---|---|---|---|---|---|---|---|---|---|---|---|---|---|---|---|
| AC-3-1 | CONDO LOBBY SUPPLY | 3RD FLOOR | 2,750 | 900 | – | – | 86.6 | 58.2 | 80.3 | 70 | 60.3 | 60.2 | – | – | 32.0 | 87 | 97 | 36.1 | – | – | – | 18.1 | 460/3 | 13.75 | – | – | 1.0 | – | – | – | – | – | 2.0 | – | – | 460/3 | | | |
| AC-3-2 | CORRIDOR SUPPLY | 3RD FLOOR | 3,075 | 3,075 | – | – | 280.0 | 165.0 | 95 | 75 | 54.3 | 54.3 | – | – | 69.0 | 87 | 97 | 18.4 | – | – | – | 43.7 | 460/3 | – | – | – | 1.5 | – | – | – | – | – | 7.5 | – | – | 460/3 | | | |
| AC-3-3 | RENTAL LOBBY SUPPLY | 3RD FLOOR | 3,600 | 600 | – | – | 122.5 | 89.4 | 80.3 | 70 | 60.3 | 60.2 | – | – | 30.0 | 87 | 97 | 13.8 | – | – | – | 24.3 | 460/3 | 13.47 | – | – | 1.0 | – | – | – | – | – | 3.0 | – | – | 460/3 | | | |
| AC-3-4 | RENTAL CORRIDOR SUPPLY | 3RD FLOOR | 6,600 | 6,600 | – | – | 465.9 | 294.7 | 95 | 75 | 54.0 | 54.0 | – | – | 115.4 | 87 | 97 | 39.8 | – | – | – | 57.7 | 460/3 | – | – | – | 1.5 | – | – | – | – | – | 7.5 | – | – | 460/3 | | | |
| AC-3-5 | RENTAL MAKE-UP SUPPLY | 3RD FLOOR | 8,100 | 8,100 | – | – | 453.7 | 315.5 | 95 | 75 | 59.3 | 59.2 | – | – | 109.2 | 87 | 97 | 35.9 | – | – | – | 60.5 | 460/3 | – | – | – | 1.5 | – | – | – | – | – | 10.0 | – | – | 460/3 | | | |
| | | | | | | | | | | | | | | | | | | | | | | | | | | | | | | | | | | | | | | | |

1. CONDENSER – SECONDARY WATER SUPPLY TEMPERATURES ARE 87°F SUMMER – MAX. AND 65°F WINTER – MIN.
2. ALL AIR CONDITIONING EQUIPMENT SHALL COMPLY WITH THE EER AND COP OF THE NEW YORK STATE ENERGY CONSERVATION CONSTRUCTION CODE AND ASHRAE 90.1-2007, WHICHEVER IS MORE STRINGENT.

## WATER SOURCE HEAT PUMPS (CLIMATEMASTER AS STD)

| DESIGNATION | SERVICE | LOCATION | HIGH AIR QUANTITY (CFM) | LOW AIR QUANTITY (CFM) | RATED AIR QUANTITY (CFM) | FILTER: SPECIFICATION TYPE | MIN. EFFICIENCY % | REFRIGERATION: TOTAL CLG./ HTG CAPACITY (MBH) AT-MED-LOW | SENSIBLE CLG. CAPACITY (MBH) | EVAPORATOR COIL: ENTERING AIR TEMP. DRY BULB (DEG. F) | ENTERING AIR TEMP. WET BULB (DEG. F) | LEAVING AIR TEMP. DRY BULB (DEG. F) | LEAVING AIR TEMP. WET BULB (DEG. F) | COIL SIZE (S. F.) | NO. OF ROWS (FINS./IN) | CONDENSER: WATER QUANTITY (GPM) | E.W.T. | L.W.T. | PRESSURE DROP (FT.) | COMPRESSOR: NUMBER OF COMPRESSORS | TOTAL NOMINAL TONNAGE | UNIT ELECTRICAL: TOTAL MOTOR RLA (EA.) | TOTAL UNIT MCA | VOLTS/PHASE | SUPPLY FAN: MIN. EER/COP | TOTAL STATIC PRESSURE (IN. OF WATER) | STATIC PRESSURE EXTERNAL OF CASING (IN. OF WATER) | MAX. FAN SPEED (RPM) | MAX. OUTLET VELOCITY (FPM) | WHEEL DIAMETER (INCHES) | TYPE | CLASS | ECM FAN MOTOR: MOTOR BHP | MIN. MOTOR HP | MOTOR RPM | VOLTS/PHASE | MODEL NUMBER | REMARKS | DRAWING NO. |
|---|---|---|---|---|---|---|---|---|---|---|---|---|---|---|---|---|---|---|---|---|---|---|---|---|---|---|---|---|---|---|---|---|---|---|---|---|---|---|---|
| HPU-A | RENTAL APARTMENTS | FLOOR MOUNTED | 405 | 349 | | – | – | 8.0 / 12.3 | 6.4 / – | 76 / 72 | 63 / – | – | – | | | – / – | 87 / 70 | 97 / 62 | – / – | 1 | 3/4 | 3.7 | 4.9 | 208/1 | 14.9 / 5.2 | – | – | – | – | – | – | – | – | – | – | 208/1 | | | |
| HPU-B | RENTAL APARTMENTS | FLOOR MOUNTED | 445 | 345 | | – | – | 9.6 / 14.6 | 7.1 / – | 76 / 72 | 63 / – | – | – | | | – / – | 87 / 70 | 97 / 62 | – / – | 1 | 1.0 | 4.7 | 6.5 | 208/1 | 14.5 / 4.6 | – | – | – | – | – | – | – | – | – | – | 208/1 | | | |
| HPU-C | RENTAL APARTMENTS | FLOOR MOUNTED | 510 | 500 | | – | – | 12.1 / 19.2 | 9.3 / – | 76 / 72 | 63 / – | – | – | | | – / – | 87 / 70 | 97 / 62 | – / – | 1 | 1.25 | 5.6 | 9.8 | 208/1 | 15.8 / 5.4 | – | – | – | – | – | – | – | – | – | – | 208/1 | | | |
| HPU-D | RENTAL APARTMENTS | FLOOR MOUNTED | 650 | 500 | | – | – | 14.4 / 22.1 | 11.1 / – | 76 / 72 | 63 / – | – | – | | | – / – | 87 / 70 | 97 / 62 | – / – | 1 | 1.5 | 6.6 | 11.1 | 208/1 | 14.8 / 5.2 | – | – | – | – | – | – | – | – | – | – | 208/1 | | | |
| HPU-E | RENTAL APARTMENTS | FLOOR MOUNTED | 900 | 850 | | – | – | 21.0 / 30.7 | 17.2 / – | 76 / 72 | 63 / – | – | – | | | – / – | 87 / 70 | 97 / 62 | – / – | 1 | 2.0 | 12.8 | 18.8 | 208/1 | 15.7 / 5.2 | – | – | – | – | – | – | – | – | – | – | 208/1 | | | |
| HPU-F | RENTAL APARTMENTS | FLOOR MOUNTED | 1150 | 900 | | – | – | 24.0 / 32.2 | 18.3 / – | 76 / 72 | 63 / – | – | – | | | – / – | 87 / 70 | 97 / 62 | – / – | 1 | 2.5 | 12.8 | 20.1 | 208/1 | 15.4 / 5.1 | – | – | – | – | – | – | – | – | – | – | 208/1 | | | |
| HPU-G | RENTAL APARTMENTS | FLOOR MOUNTED | 1290 | 820 | | – | – | 27.5 / 38.1 | 20.4 / – | 76 / 72 | 63 / – | – | – | | | – / – | – / – | – / – | – / – | 1 | 3.0 | 14.1 | 21.7 | 208/1 | 14.6 / 5.0 | – | – | – | – | – | – | – | – | – | – | 208/1 | | | |

NOTES: EER AND COP SHOWN ARE AT ARI CONDITIONS.

## SINGLE-DUCT VAV TERMINALS W/HOT WATER HEATING COILS

| DESIGNATION | MODEL NO. | INLET SIZE (IN.) | OUTLET DIM. (IN. X IN.) W X H | VALUES AT 1.5 IN. W.G. INLET CONDITIONS: MAX. CFM | MAX. S.P. LOSS AT MAX. CFM (IN. W.G.) | NC DISCHARGE | NC RADIATED | COOLING MIN. CONTROLLABLE SET POINT (CFM) | HEATING SETPOINT AT MAX. KW (CFM) | VOLTAGE/ PHASE | REMARKS |
|---|---|---|---|---|---|---|---|---|---|---|---|
| VAV-A-E | DESV | 6 | 12 X 8 | 400 | .18 | 18 | 28 | 80 | 400 | – | – |
| VAV-B-E | DESV | 8 | 12 X 10 | 600 | .11 | 15 | 23 | 145 | 600 | – | – |
| VAV-C-E | DESV | 10 | 14 X 13 | 1000 | .12 | 24 | 31 | 230 | 920 | – | – |
| VAV-D-E | DESV | 12 | 16 X 15 | 1500 | .15 | 20 | 31 | 325 | 920 | – | – |
| VAV-E-E | DESV | 14 | 20 X 18 | 1800 | .12 | 20 | 34 | 450 | 920 | – | – |
| VAV-F-E | DESV | 16 | 24 X 18 | 2600 | .13 | 23 | 28 | 580 | 920 | – | – |

NOTES:
1. VALUES ARE BASED UPON ARI STANDARD TESTING PROCEDURES AND ARE PROVIDED TO INDICATE GENERAL OPERATING CHARACTERISTICS FOR EACH UNIT SIZE. REFER TO PLANS FOR ACTUAL FAN, P.A. MAX AND P.A. MIN. SETPOINTS AND HEATING COIL SIZE.
2. ALL TEMINALS TO BE DOC, PRESURE INDEPENDENT.
3. PROVIDE STEP CONTROL FOR HEATING COILS, WITH EQUAL STEPS, AS FOLLOWS:

| MAX KW | NO. OF STEPS |
|---|---|
| 0.5 TO 3.0 | 1 |
| 3.1 TO 6.0 | 2 |
| 6.1 AND GREATER | 3 |

4. ALL TERMINALS TO BE DDC, PRESSURE INDEPENDENT.

## FIRE SMOKE DAMPER SCHEDULE

| F.S.D. DESIGNATION | AHU, EF, RF, S/R SYSTEM INTERLOCK | SUPPLY, RETURN, OUTSIDE AIR, SPILL, EXHAUST, TRANSFER | LOCATION FLOOR | FIRE RATING HOURS: WALL | FSD | DAMPER TYPE | OPERATING VOLTAGE | REMARKS | ATRIUM | CONFERENCE CENTER | CORE & SHELL | HOTEL RESTAURANT | ROOMS & CORRIDORS |
|---|---|---|---|---|---|---|---|---|---|---|---|---|---|
| SUB-CELLAR | | | | | | | | | | | | | |
| FSD-1-1 | | EXHAUST | | 2 | 1½ | – | 120 | – | – | – | INSTALL | – | – |
| FSD-1-2 | | EXHAUST | | 2 | 1½ | – | 120 | – | – | – | INSTALL | – | – |
| FSD-1-3 | | EXHAUST | | 2 | 1½ | – | 120 | – | – | – | INSTALL | – | – |
| FSD-1-4 | | SUPPLY | | 2 | 1½ | – | 120 | – | – | – | INSTALL | – | – |
| FSD-1-5 | | RETURN | | 2 | 1½ | – | 120 | – | – | – | INSTALL | – | – |
| FSD-1-6 | | – | | – | – | – | – | NOT USED | – | – | INSTALL | – | – |
| FSD-1-7 | | SUPPLY | | 2 | 1½ | – | 120 | – | – | – | INSTALL | – | – |
| FSD-1-8 | | SUPPLY | | 2 | 1½ | – | 120 | – | – | – | INSTALL | – | – |
| FSD-1-9 | | OUTSIDE AIR | | 2 | 1½ | – | 120 | – | – | – | INSTALL | – | – |
| FSD-1-10 | | – | | – | – | – | – | NOT USED | – | – | INSTALL | – | – |
| FSD-1-11 | | SUPPLY | | 2 | 1½ | – | 120 | – | – | – | INSTALL | – | – |
| FSD-1-12 | | SUPPLY | | 2 | 1½ | – | 120 | – | – | – | INSTALL | – | – |
| FSD-1-13 | | SUPPLY | | 2 | 1½ | – | 120 | – | – | – | INSTALL | – | – |
| FSD-1-14 | | SUPPLY | | 2 | 1½ | – | 120 | – | INSTALL | – | – | – | – |
| FSD-1-15 | | EXHAUST | | 2 | 1½ | – | 120 | – | – | – | INSTALL | – | – |
| FSD-1-16 | | RETURN | | 2 | 1½ | – | 120 | – | – | – | INSTALL | – | – |
| FSD-1-17 | | EXHAUST | | 2 | 1½ | – | 120 | – | – | – | INSTALL | – | – |
| FSD-1-18 | | SUPPLY | | 2 | 1½ | – | 120 | – | INSTALL | – | – | – | – |
| FSD-1-19 | | RETURN | | 2 | 1½ | – | 120 | – | INSTALL | – | – | – | – |
| FSD-1-20 | | OUTSIDE AIR | | 2 | 1½ | – | 120 | – | INSTALL | – | – | – | – |
| FSD-1-21 | | SUPPLY | | 2 | 1½ | – | 120 | – | INSTALL | – | – | – | – |
| FSD-1-22 | | TRANSFER | | 2 | 1½ | – | 120 | – | INSTALL | – | – | – | – |
| FSD-1-23 | | SUPPLY | | 2 | 1½ | – | 120 | – | INSTALL | – | – | – | – |
| FSD-1-24 | | TRANSFER | | 2 | 1½ | – | 120 | – | INSTALL | – | – | – | – |
| FSD-1-25 | | EXHAUST | | 2 | 1½ | – | 120 | – | – | – | INSTALL | – | – |
| FSD-1-26 | | EXHAUST | | 2 | 1½ | – | 120 | – | – | – | INSTALL | – | – |
| FSD-1-27 | | – | | – | – | – | – | NOT USED | – | – | – | – | – |
| FSD-1-28 | | – | | – | – | – | – | NOT USED | – | – | – | – | – |

## CONSTANT AIR REGULATOR SCHEDULE (AMERICAN ALDES AS STD)

| DESIGNATION | SERVICE | LOCATION | CFM | SIZE DIAMETER (INCHES) | MIN STATIC PRESSURE | LW-dB (A) @0.8" | MODEL NUMBER | REMARKS | DRAWING NO. |
|---|---|---|---|---|---|---|---|---|---|
| SBD-1 | EXHAUST | CONDO, RENTALS | 30-60 | 4" | 0.2" | 45 | CAR 18 682-030 6x6 | PROVIDE ENTIRE ASSEMBLY TO INCLUDE GRILLE, FIRE DAMPER, CAR AND V-GASKET | |
| SBD-2 | EXHAUST | CONDO, RENTALS | 60-105 | 5" | 0.2" | 37 | CAR 18 704-1-030 8x6 | PROVIDE ENTIRE ASSEMBLY TO INCLUDE GRILLE, FIRE DAMPER, CAR AND V-GASKET | |
| SBD-3 | EXHAUST | CONDO, RENTALS | 125-175 | 6" | 0.2" | 43 | CAR 18-687 | PROVIDE ENTIRE ASSEMBLY TO INCLUDE GRILLE, FIRE DAMPER, CAR AND V-GASKET | |
| SBD-4 | EXHAUST | CONDO, RENTALS | 205-295 | 8" | 0.2" | 44 | CAR 18-697 | PROVIDE ENTIRE ASSEMBLY TO INCLUDE GRILLE, FIRE DAMPER, CAR AND V-GASKET | |
| SBD-5 | MAKE UP AIR | CONDO | 235 MIN / 525 MAX | 8" / 8" | 0.2" | 46 | ZRT 8x8-235/295 | 24 OR 120 V + END SWITCH | |

NOTES:
1. CAR UNIT SHALL BE UL-2043 SAFETY LISTED AND LABELED FOR FLAME AND SMOKE GENERATION.
2.. PROVIDE V-GASKET AT FRONT OF ASSEMBLY IN ORDER TO PREVENT DUCT LEAKAGE.

Superseded 6-29-2016

Damian Titus
Buildings
APPROVED
Under Directive 2 of 1975
Date: 03/20/2014:
NYC Development Hub

DEPT OF BLDGS 121328321 Job Number
ES402479872 Scan Code

OWNER:
SNOWPLOW LLC
950 THIRD AVENUE
NEW YORK, NY 10022
TEL.: (212) 486-2000

ARCHITECT OF RECORD:
SLCE*Architects, LLP*
841 BROADWAY
NEW YORK, NY 10003
TEL.: (212) 979-8400
FAX.: (212) 979-8387

DESIGN ARCHITECT:
SOM
14 WALL STREET
NEW YORK, NY 10005
TEL.: 212.298.9336
FAX.: 212.298.9500

STRUCTURAL ENGINEER:
DESIMONE
18 WEST 18th STREET
NEW YORK, NY 10011
TEL.: (212) 532-2211
FAX.: (212) 481-6108

MEP ENGINEER:
WSP · FLACK+KURTZ
512 SEVENTH AVENUE
NEW YORK, NY 10011
TEL.: (212) 532-9600

BUILDING ENVELOPE CONSULTANT:
GMS
GILSANZ MURRAY STEFICEK LLP
129 WEST 27th STREET
NEW YORK, NY 10001
TEL.: (212) 254-0030

| No: | Date: | Revision: |
|---|---|---|
| | 10-10-12 | DOB FILING |
| | 04-20-12 | 100% DD |
| | 10-14-11 | 100% SD |

NORTH ARROW N
SCALE NONE

KEY PLAN:

PROJECT:
252 EAST 57th STREET
NEW YORK, NY

TITLE:
MECHANICAL
SCHEDULES SHEET#3

SEAL & SIGNATURE:
STATE OF NEW YORK
LICENSED PROFESSIONAL ENGINEER
NO. 40400

| | |
|---|---|
| SCALE: | AS SHOWN |
| DATE: | 09-02-11 |
| PROJECT No: | 2011-14 |
| FILE No: | 250 EAST 57th STREET |
| DRAWN BY: | I.P. |
| CHECKED BY: | C.K. |
| DWG. No.: | M-602.00 |
| M-602.dwg | 53 OF 58 |

DEPT OF BLDGS 321305324 Job Number
E350705253009 Scan Code

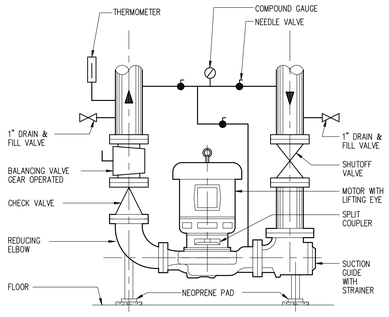


700 1 — VERTICALLY MOUNTED PUMP

NOT TO SCALE

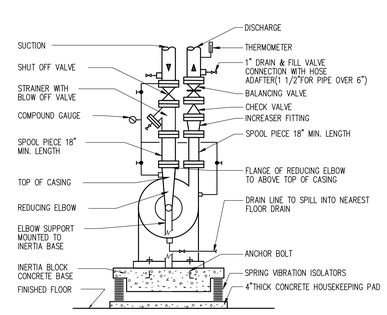


700 2 — END SUCTION PUMP

NOT TO SCALE

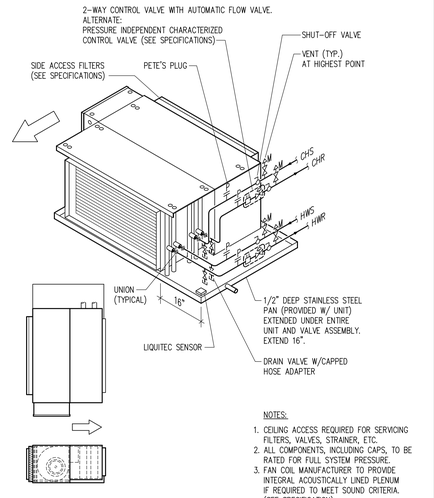


NOTES:

1. CEILING ACCESS REQUIRED FOR SERVICING FILTERS, VALVES, STRAINER, ETC.
2. ALL COMPONENTS, INCLUDING CAPS, TO BE RATED FOR FULL SYSTEM PRESSURE.
3. FAN COIL MANUFACTURER TO PROVIDE INTEGRAL ACOUSTICALLY LINED PLENUM IF REQUIRED TO MEET SOUND CRITERIA. (SEE SPECIFICATION).

700 3 — HORIZONTAL HIGH PERFORMANCE FAN COIL UNIT (4 PIPE)

NOT TO SCALE

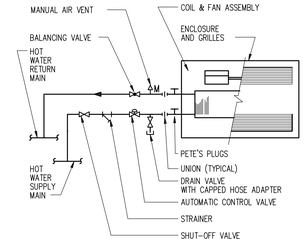


NOTE:
VALVE CLUSTER WITHIN ENCLOSURE

700 4 — HOT WATER CABINET HEATER PIPING

NOT TO SCALE

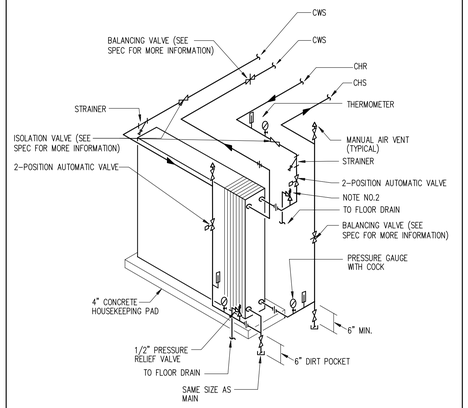


NOTE
1. ALL PIPING SHALL BE ARRANGED TO ALLOW REMOVAL OF PLATE FIN SECTIONS FOR CLEANING WITH MINIMUM DISTURBANCE TO PIPING
2. PRESSURE RELIEF VALVE SET 20% OVER WORKING PRESSURE

700 5 — FREE COOLING PLATE TYPE HEAT EXCHANGER PIPING

NOT TO SCALE

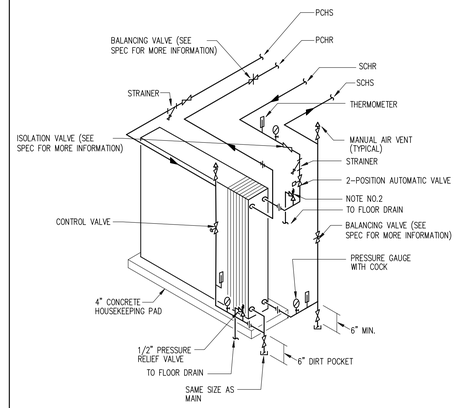


NOTE
1. ALL PIPING SHALL BE ARRANGED TO ALLOW REMOVAL OF PLATE FIN SECTIONS FOR CLEANING WITH MINIMUM DISTURBANCE TO PIPING
2. PRESSURE RELIEF VALVE SET 20% OVER WORKING PRESSURE

700 6 — CHILLED WATER PLATE TYPE HEAT EXCHANGER PIPING

NOT TO SCALE

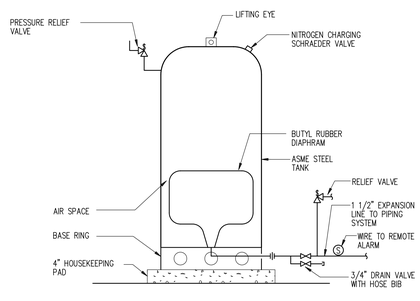


700 7 — DIAPHRAGM EXPANSION TANK

NOT TO SCALE

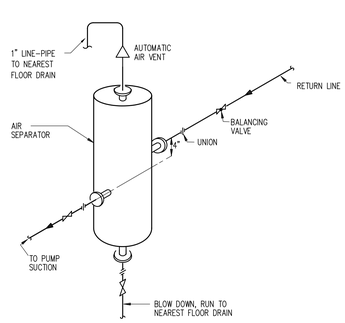


700 8 — BYPASS AIR SEPARATOR

NOT TO SCALE

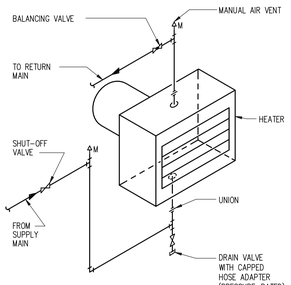


700 9 — HOT WATER UNIT HEATER PIPING

NOT TO SCALE

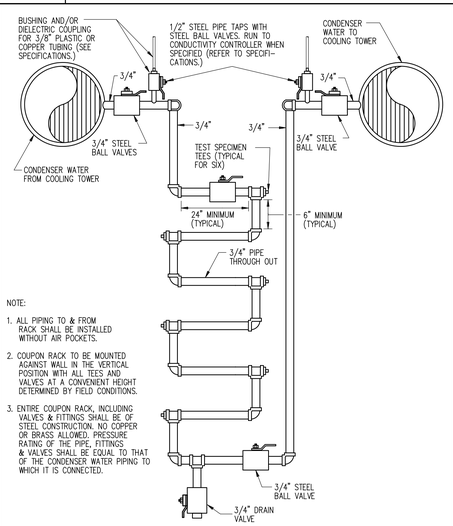


NOTE:

1. ALL PIPING TO & FROM RACK SHALL BE INSTALLED WITHOUT AIR POCKETS.
2. COUPON RACK TO BE MOUNTED AGAINST WALL IN THE VERTICAL POSITION WITH ALL TEES AND VALVES AT A CONVENIENT HEIGHT DETERMINED BY FIELD CONDITIONS.
3. ENTIRE COUPON RACK, INCLUDING VALVES & FITTINGS SHALL BE OF STEEL CONSTRUCTION. NO COPPER OR BRASS ALLOWED. PRESSURE RATING OF THE PIPE, FITTINGS & VALVES SHALL BE EQUAL TO THAT OF THE CONDENSER WATER PIPING TO WHICH IT IS CONNECTED.

700 10 — COUPON RACK

NOT TO SCALE

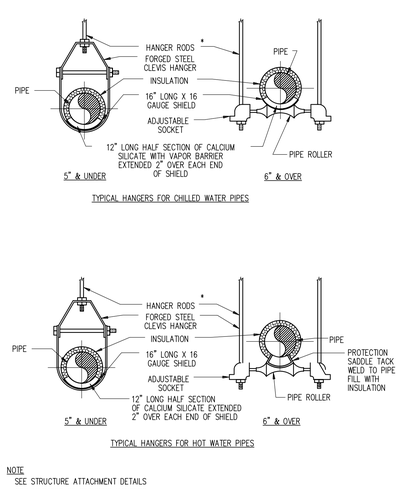


* NOTE
SEE STRUCTURE ATTACHMENT DETAILS FOR METHODS OF SECURING HANGERS

700 11 — HOT AND CHILLED WATER PIPE HANGER (SINGLE PIPES)

NOT TO SCALE

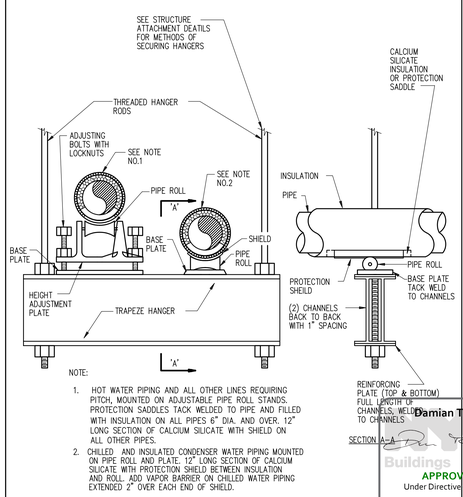


NOTE:

1. HOT WATER PIPING AND ALL OTHER LINES REQUIRING PITCH, MOUNTED ON ADJUSTABLE PIPE ROLL STANDS. PROTECTION SADDLES TACK WELDED TO PIPE AND FILLED WITH INSULATION ON ALL PIPES 6" DIA. AND OVER. 12" LONG SECTION OF CALCIUM SILICATE WITH SHIELD ON ALL OTHER PIPES.
2. CHILLED AND INSULATED CONDENSER WATER PIPING MOUNTED ON PIPE ROLL AND PLATE. 12" LONG SECTION OF CALCIUM SILICATE WITH PROTECTION SHIELD BETWEEN INSULATION AND ROLL. ADD VAPOR BARRIER ON CHILLED WATER PIPING EXTENDED 2" OVER EACH END OF SHIELD.

700 12 — TRAPEZE PIPE HANGER (MULTIPLE PIPES)

NOT TO SCALE

OWNER:
SNOWPLOW LLC
950 THIRD AVENUE
NEW YORK, NY 10022
TEL.: (212) 486-2000

ARCHITECT OF RECORD:
SLCE*Architects, LLP*
841 BROADWAY
NEW YORK, NY 10003
TEL.: (212) 979-8400
FAX.: (212) 979-8387

DESIGN ARCHITECT:
SOM
14 WALL STREET
NEW YORK, NY 10005
TEL.: 212.298.9336
FAX.: 212.298.9500

STRUCTURAL ENGINEER:
DESIMONE
18 WEST 18th STREET
NEW YORK, NY 10011
TEL.: (212) 532-2211
FAX.: (212) 481-6108

MEP ENGINEER:
WSP • FLACK+KURTZ
512 SEVENTH AVENUE
NEW YORK, NY 10011
TEL.: (212) 532-9600

BUILDING ENVELOPE CONSULTANT:
GMS
GILSANZ MURRAY STEFICEK LLP
129 WEST 27th STREET
NEW YORK, NY 10001
TEL.: (212) 254-0030

| No: | Date: | Revision: |
|---|---|---|
| | 10-10-12 | DOB FILING |
| | 04-20-12 | 100% DD |
| | 10-14-11 | 100% SD |

NORTH ARROW — SCALE: NONE

KEY PLAN:

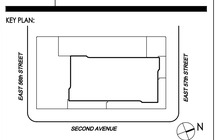


PROJECT:
252 EAST 57th STREET
NEW YORK, NY

TITLE:
MECHANICAL
DETAILS SHEET #1

SEAL & SIGNATURE:

| | |
|---|---|
| SCALE: | AS SHOWN |
| DATE: | 09-02-11 |
| PROJECT No: | 2011-14 |
| FILE No: | 250 EAST 57th STREET |
| DRAWN BY: | L.P. |
| CHECKED BY: | C.K. |
| DWG. No.: | M-700.00 |
| M-700.dwg | 54 OF 58 |

Damian Titus
NYC Buildings
APPROVED
Under Directive 2 of 1975
Date: 03/20/2014
NYC Development Hub

DEPT OF BLDGS 121328321 Job Number
ES556163177 Scan Code

701/1 STRUCTURE ATTACHMENTS

NOT TO SCALE

701/2 EQUIPMENT SUSPENDED FROM CONCRETE SLAB

NOT TO SCALE

701/3 EQUIPMENT SUSPENDED FROM STRUCTURAL STEEL

NOT TO SCALE

NOTES FOR DUCT HANGING DETAILS

1. DUCT SHALL BE SUSPENDED WITH GALVANIZED BAND IRON STRAPS SECURELY FASTENED TO THE BOTTOM AND SIDE OF THE DUCT. STRAPS TO BE SIZED IN ACCORDANCE WITH SMACNA TABLE 4–1 OR ACCORDING TO LOCAL CODES, WHICHEVER IS MORE STRINGENT.

| CROSS SECTIONAL AREA (SQ.FT.) | MAX. HANGER SPACING (FT.) |
|---|---|
| UP TO 4 | 8 |
| OVER 4 NOT TO EXCEED 10 | 6 |
| OVER 10 | 4 |

2. DUCTS WIDER THAN 60 INCHES TO BE SUPPORTED BY TRAPEZE ANGLES IN ACCORDANCE WITH SMACNA TABLE 4–3.

701/4 DUCT HANGING DETAIL WITH CONCRETE INSERTS

NOT TO SCALE

ALL DUCTWORK AND SUPPORTING STEEL SHALL BE GIVEN A COAT OF WEATHERPROOF PAINT. ALL JOINTS CAULKED BEFORE PAINTING.

701/5 ROOF DUCTWORK SUPPORT

NOT TO SCALE

701/6 FAN INERTIA PAD MOUNTING

NOT TO SCALE

701/7 PIPE PIERCING ROOF

NOT TO SCALE

701/8 PIPING PIERCING FIRE RATED PARTITIONS & WALLS

NOT TO SCALE

701/9 PENETRATIONS THRU RATED WALLS

NOT TO SCALE

701/10 DUCT PIERCING NON-RATED WALLS

NOT TO SCALE

EXHAUST CAR ASSEMBLY CONSISTING OF SHEET METAL SLEEVE CONSTRUCTED OF 24 GA GALVANIZED SHEET METAL WITH PERIMETER "V" GASKET AND AMERICAN ALDES CAR–II CALIBRATED FOR DESIGN CFM. ASSEMBLY SHALL BE SHIPPED AS A COMPLETE UNIT. CONSTANT AIR REGULATOR MUST BE UL 2043 SAFETY LISTED AND LABELED FOR FLAME AND SMOKE GENERATION.

MINIMUM CLEARANCE REQUIREMENTS

| CAR DIA | MAX CFM | "A" DIMENSION CER–S | CAR–FE | CAR–FS |
|---|---|---|---|---|
| 4" | 50 | 1.0" | 1.0" | 1.5" |
| 5" | 95 | 1.0" | 1.0" | 1.5" |
| 6" | 150 | 1.5" | 1.5" | 1.5" |
| 8" | 235 | 2.0" | 2.0" | 2.0" |
| 10" | 380 | 2.5" | 2.5" | 2.5" |

REQUIRED AIR BALANCING PROCEDURE IN CAR–II INSTALLATIONS

TEST AND ADJUST RISER EXHAUST FANS TO THE AIRFLOW THAT PROVIDES STATIC PRESSURE OF .2" W.C. AT THE CAR UNIT FURTHEST AWAY FROM THE FAN. CAR UNITS WILL OPERATE WITHIN TOLERANCE AT .2" – .8" OF PRESSURE AT THE UNIT.

A LOW FLOW MEASUREMENT HOOD WITH BAFFLE PLATE SHALL BE USED DURING BALANCING IN ORDER TO PROPERLY READ THE AIR STREAM. TAKING READINGS WITHOUT PROPERLY AVERAGING THE AIR ENTERING THE CAR MAY CAUSE FAULTY RESULTS AS THE CONCENTRATED OPENING OF THE CAR MAY CAUSE A JET STREAM EFFECT IN RELATION TO THE ACTUAL SIZE OF THE DUCTWORK. THUS ITS VELOCITY CAN DETER A READING FROM REPRESENTING THE TRUE CFM BEING EXHAUSTED OR SUPPLIED AT THE UNIT.

INSTALLATION:

CAR ASSEMBLY INSTALLATION SHALL BE AIR TIGHT. AFTER INSTALLATION, CAR ASSEMBLY SHALL BE CAULKED IN TO THE DUCTWORK TO ASSURE MINIMAL LEAKAGE. MINIMUM ACCEPTABLE LEAKAGE IN RISERS IS RECOMMENDED TO BE LESS THAN 2%. A MINIMUM OF 10% LEAKAGE SHOULD BE DESIGNED INTO THE SYSTEM SUPPLY AND EXHAUST FANS AS A SAFETY FACTOR. LEAKAGE TESTING OF THE RISER PRIOR TO INSTALLATION IS RECOMMENDED TO ENSURE RISER DOES NOT EXCEED DESIGN REQUIREMENTS.

701/11 CAR–II EXHAUST ASSEMBLY

NOT TO SCALE

701/12 LOW PRESSURE SUPPLY RISER DUCT CONNECTION (DUCTED RETURN SIMILAR)

NOT TO SCALE

Damian Titus
Buildings
APPROVED
Under Directive 2 of 1975
Date: 03/20/2014:
NYC Development Hub

OWNER:
SNOWPLOW LLC
950 THIRD AVENUE
NEW YORK, NY 10022
TEL.: (212) 486-2000

ARCHITECT OF RECORD:
SLCE*Architects, LLP*
841 BROADWAY
NEW YORK, NY 10003
TEL.: (212) 979-8400
FAX.: (212) 979-8387

DESIGN ARCHITECT:
SOM
14 WALL STREET
NEW YORK, NY 10005
TEL.: 212.298.9336
FAX.: 212.298.9500

STRUCTURAL ENGINEER:
DESIMONE
18 WEST 18th STREET
NEW YORK, NY 10011
TEL.: (212) 532-2211
FAX.: (212) 481-6108

MEP ENGINEER:
WSP · FLACK+KURTZ
512 SEVENTH AVENUE
NEW YORK, NY 10011
TEL.: (212) 532-9600

BUILDING ENVELOPE CONSULTANT:
GMS
GILSANZ MURRAY STEFICEK LLP
129 WEST 27th STREET
NEW YORK, NY 10001
TEL.: (212) 254-0030

| No: | Date: | Revision: |
|---|---|---|
| | 10-10-12 | DOB FILING |
| | 04-20-12 | 100% DD |
| | 10-14-11 | 100% SD |

NORTH ARROW N — SCALE NONE

KEY PLAN:

PROJECT:
252 EAST 57th STREET
NEW YORK, NY

TITLE:
MECHANICAL
DETAILS SHEET #2

SEAL & SIGNATURE:

| | |
|---|---|
| SCALE: | AS SHOWN |
| DATE: | 09-02-11 |
| PROJECT No: | 2011-14 |
| FILE No: | 250 EAST 57th STREET |
| DRAWN BY: | I.P. |
| CHECKED BY: | C.K. |
| DWG. No.: | M-701.00 |
| M-701.dwg | 55 OF 58 |

702/1 TRANSFER AIR DUCT (WITHIN HUNG CEILING)

NOT TO SCALE

702/2 ACOUSTICAL DUCT LINING DETAIL

NOT TO SCALE

702/3 NON-DUCTED RETURN AIR SHAFT CONNECTION

NOT TO SCALE

702/4 LOW PRESSURE BRANCH DUCT CONNECTIONS

NOT TO SCALE

702/5 SQUARE DUCT ELBOWS

NOT TO SCALE

702/6 SHUTTER TYPE FIRE DAMPER 1 1/2 HOUR RATING LOW PRESSURE SYSTEMS (LESS THAN +/- 2" W.G. S.P.) (FD)

NOT TO SCALE

702/7 SHUTTER TYPE FIRE DAMPER 3 HOUR RATING LOW PRESSURE SYSTEMS (LESS THAN +/- 2" W.G. S.P.) (FD-3)

NOT TO SCALE

702/8 PINCH DOWN VAV TERMINAL

NOT TO SCALE

702/9 DRAW-THROUGH UNIT DRAIN TRAP

NOT TO SCALE

GENERAL NOTES:

1. DAMPER TO BE U.L. LABELED N.F.P.A. 90A NY ONLY APPROVED
2. N.F.P.A. APPROVED INSTALLATION DETAILS TO BE PART OF SUBMISSION OF COMBINATION FIRE & SMOKE DAMPER FOR APPROVAL, WHICH SHALL MEET N.F.P.A. STANDARD 90A NY ONLY APPROVED.
3. DETAILS SHOWN ARE FOR SMOKE DAMPERS IN HORIZONTAL DUCTWORK. FOR DAMPERS IN VERTICAL DUCTWORK, DETAIL IS SIMIMLAR.
4. INSTALL DAMPER IN ACCORDANCE WITH MANUFACTURERS REQUIREMENTS.
5. FOR APPLICATIONS IN FIRE RATED PARTITIONS WITH HEAT ACTIVATED DAMPERS ARE REQUIRED. REFER TO FIRE AND SMOKE DAMPER DETAILS.

702/10 AUTOMATIC SMOKE DAMPER INSTALLATION-ELECTRIC CONTROL

NOT TO SCALE

GENERAL NOTES:

1. DAMPER TO BE U.L. LABELED N.F.P.A. 90A APPROVED
2. N.F.P.A. APPROVED INSTALLATION DETAILS TO BE PART OF SUBMISSION OF COMBINATION FIRE & SMOKE DAMPER FOR APPROVAL, WHICH SHALL MEET N.F.P.A. STANDARD 90A
3. DETAILS SHOWN ARE FOR COMBINATION FIRE SMOKE DAMPERS IN HORIZONTAL DUCTWORK. FOR DAMPERS IN VERTICAL DUCTWORK, DETAIL IS SIMILAR.
4. INSTALL DAMPER IN ACCORDANCE WITH MANUFACTURERS REQUIREMENTS.

702/11 COMBINATION FIRE AND SMOKE DAMPER WITH FUSIBLE LINK (FSD & FSD-3)

NOT TO SCALE

GENERAL NOTES:

1. DAMPER TO BE U.L. LABELED N.F.P.A. 90A NY ONLY APPROVED
2. N.F.P.A. APPROVED INSTALLATION DETAILS TO BE PART OF SUBMISSION OF COMBINATION FIRE & SMOKE DAMPER FOR APPROVAL, WHICH SHALL MEET N.F.P.A. STANDARD 90A NY ONLY APPROVED.
3. DETAILS SHOWN ARE FOR COMBINATION FIRE SMOKE DAMPERS IN HORIZONTAL DUCTWORK. FOR DAMPERS IN VERTICAL DUCTWORK, DETAIL IS SIMILAR.
4. INSTALL DAMPER IN ACCORDANCE WITH MANUFACTURERS REQUIREMENTS.

702/12 DUAL SENSOR OPENABLE COMBINATION FIRE AND SMOKE DAMPER (FSD-HS & FSD-HS3)

NOT TO SCALE

Damian Titus
Buildings
APPROVED
Under Directive 2 of 1975
Date: 03/20/2014:
NYC Development Hub

DEPT OF BLDGS 121328321 Job Number
ES844564894 Scan Code

OWNER:
SNOWPLOW LLC
950 THIRD AVENUE
NEW YORK, NY 10022
TEL.: (212) 486-2000

ARCHITECT OF RECORD:
SLCE*Architects, LLP*
841 BROADWAY
NEW YORK, NY 10003
TEL.: (212) 979-8400
FAX.: (212) 979-8387

DESIGN ARCHITECT:
SOM
14 WALL STREET
NEW YORK, NY 10005
TEL.: 212.298.9336
FAX.: 212.298.9500

STRUCTURAL ENGINEER:
DESIMONE
18 WEST 18th STREET
NEW YORK, NY 10011
TEL.: (212) 532-2211
FAX.: (212) 481-6108

MEP ENGINEER:
WSP · FLACK+KURTZ
512 SEVENTH AVENUE
NEW YORK, NY 10011
TEL.: (212) 532-9600

BUILDING ENVELOPE CONSULTANT:
GMS
GILSANZ MURRAY STEFICEK LLP
129 WEST 27th STREET
NEW YORK, NY 10001
TEL.: (212) 254-0030

| No: | Date: | Revision: |
|---|---|---|
| | 10-10-12 | DOB FILING |
| | 04-20-12 | 100% DD |
| | 10-14-11 | 100% SD |

NORTH ARROW N | SCALE NONE

KEY PLAN:

PROJECT:

252 EAST 57th STREET
NEW YORK, NY

TITLE:

MECHANICAL
DETAILS SHEET #3

SEAL & SIGNATURE:

| | |
|---|---|
| SCALE: | AS SHOWN |
| DATE: | 09-02-11 |
| PROJECT No: | 2011-14 |
| FILE No: | 250 EAST 57th STREET |
| DRAWN BY: | I.P. |
| CHECKED BY: | C.K. |
| DWG. No.: | M-702.00 |
| M-702.dwg | 56 OF 58 |

DEPT OF BLDGS 121305324 Job Number
E520713303D Scan Code

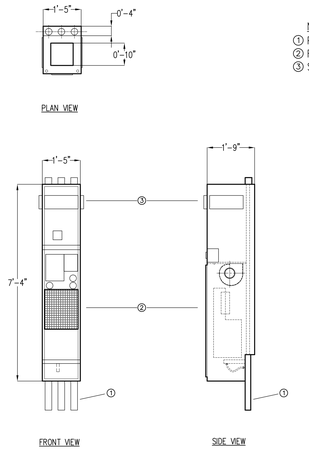


NOTES:
① PIPE RISERS
② RETURN AIR
③ SUPPLY AIR

703/1 — CLIMATE MASTER WATER SOURSE HEAT PUMP
TRM 09/12 UNIT (UP TO 9,000 BTU/HR)
SCALE: 1/2"=1'-0"

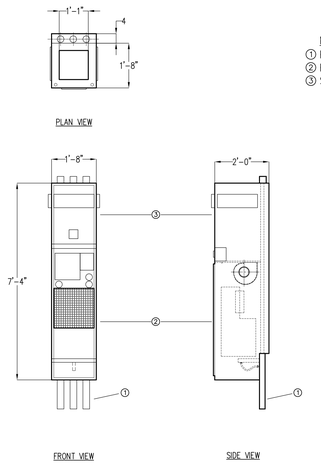


NOTES:
① PIPE RISERS
② RETURN AIR
③ SUPPLY AIR

703/2 — CLIMATE MASTER WATER SOURSE HEAT PUMP
TRM 15/18 UNIT (UP TO 15,000 BTU/HR)
SCALE: 1/2"=1'-0"

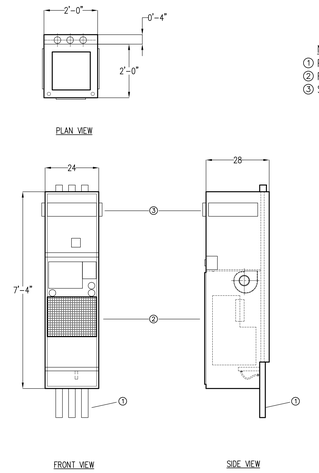


NOTES:
① PIPE RISERS
② RETURN AIR
③ SUPPLY AIR

703/3 — CLIMATE MASTER WATER SOURSE HEAT PUMP
TRM 24/30/36 UNIT (UP TO 24,000 BTU/HR)
SCALE: 1/2"=1'-0"

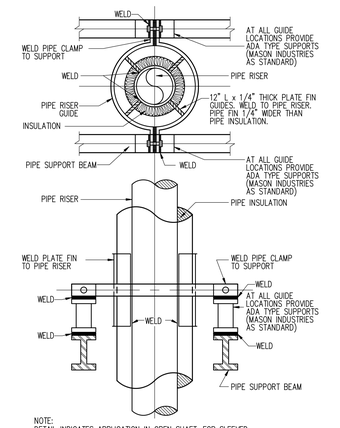


NOTE:
DETAIL INDICATES APPLICATION IN OPEN SHAFT. FOR SLEEVED SLAB OPENING APPLICATION PROVIDE MASON TYPE ADAH BASEPLATE WELDED TO TYPE ADA SUPPORT AND BOLTED TO SLAB.

704/4 — PIPE RISER GUIDE DETAIL
NOT TO SCALE

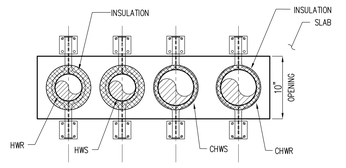


NOTE:
USE WITH BASE ELBOW SUPPORT

DETAIL # 1 WITH CLAMPS

703/5 — PIPE RISER SUPPORT DETAIL
NOT TO SCALE

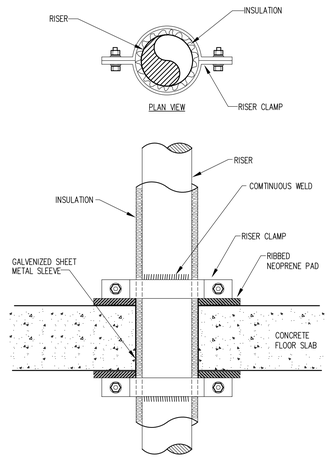


703/6 — TYPICAL RISER ANCHOR DETAIL
NOT TO SCALE

703/7
NOT TO SCALE

703/8
NOT TO SCALE

703/9
NOT TO SCALE

703/10
NOT TO SCALE

703/11
NOT TO SCALE

703/12
NOT TO SCALE

Damian Titus
Buildings
APPROVED
Under Directive 2 of 1975
Date: 03/20/2014:
NYC Development Hub

OWNER:
SNOWPLOW LLC
950 THIRD AVENUE
NEW YORK, NY 10022
TEL.: (212) 486-2000

ARCHITECT OF RECORD:
SLCE*Architects, LLP*
841 BROADWAY
NEW YORK, NY 10003
TEL.: (212) 979-8400
FAX.: (212) 979-8387

DESIGN ARCHITECT:
SOM
14 WALL STREET
NEW YORK, NY 10005
TEL.: 212.298.9336
FAX.: 212.298.9500

STRUCTURAL ENGINEER:
DESIMONE
18 WEST 18th STREET
NEW YORK, NY 10011
TEL.: (212) 532-2211
FAX.: (212) 481-6108

MEP ENGINEER:
WSP • FLACK+KURTZ
512 SEVENTH AVENUE
NEW YORK, NY 10011
TEL.: (212) 532-9600

BUILDING ENVELOPE CONSULTANT:
GMS
GILSANZ MURRAY STEFICEK LLP
129 WEST 27th STREET
NEW YORK, NY 10001
TEL.: (212) 254-0030

| No: | Date: | Revision: |
|---|---|---|
| | 10-10-12 | DOB FILING |
| | 04-20-12 | 100% DD |
| | 10-14-11 | 100% SD |

NORTH ARROW: N
SCALE: NONE

KEY PLAN:
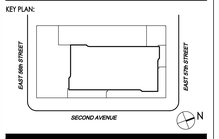


PROJECT:
252 EAST 57th STREET
NEW YORK, NY

TITLE:
MECHANICAL
DETAILS SHEET#4

SEAL & SIGNATURE:

| | |
|---|---|
| SCALE: | AS SHOWN |
| DATE: | 09-02-11 |
| PROJECT No: | 2011-14 |
| FILE No: | 250 EAST 57th STREET |
| DRAWN BY: | E.P. |
| CHECKED BY: | C.K. |
| DWG. No.: | M-703.00 |
| M-703.dwg | 57 OF 58 |

DEPT OF BLDGS 121305324 Job Number
E1537350030 Scan Code

I. SYSTEMS:

A. CONSTANT VOLUME ENERGY RECOVERY AIR HANDLING UNITS (100% OA):

1. AHU-23-1 SERVING CONDO APARTMENT MAKEUP AIR
   a. TOILET EXHAUST FAN INCLUDED IN UNIT FOR ENERGY RECOVERY
   b. KITCHEN EXHAUST FAN KXF-24-1
   c. DRYER EXHAUST FAN DXF-24-1
2. AHU-23-2 SERVING CONDO APARTMENT MAKEUP AIR
   a. TOILET EXHAUST INCLUDED IN UNIT FOR ENERGY RECOVERY
   b. KITCHEN EXHAUST FAN KXF-24-2
   c. DRYER EXHAUST FAN DXF-24-2
3. AHU-23-3 SERVING CONDO APARTMENT MAKEUP AIR
   a. TOILET EXHAUST INCLUDED IN UNIT FOR ENERGY RECOVERY
   b. KITCHEN EXHAUST FAN KXF-24-3
   c. DRYER EXHAUST FAN DXF-24-3
4. AHU-23-4 SERVING CONDO APARTMENT MAKEUP AIR
   a. TOILET EXHAUST INCLUDED IN UNIT FOR ENERGY RECOVERY
   b. KITCHEN EXHAUST FAN KXF-24-4
   c. DRYER EXHAUST FAN DXF-24-4
5. AHU-57-1 SERVING CONDO APARTMENT MAKEUP AIR
   a. TOILET EXHAUST INCLUDED IN UNIT FOR ENERGY RECOVERY
   b. KITCHEN EXHAUST FAN KXF-56-1
   c. DRYER EXHAUST FAN DXF-56-1
6. AHU-57-2 SERVING CONDO APARTMENT MAKEUP AIR
   a. TOILET EXHAUST INCLUDED IN UNIT FOR ENERGY RECOVERY
   b. KITCHEN EXHAUST FAN KXF-56-1
   c. DRYER EXHAUST FAN DXF-56-1

B. CONSTANT VOLUME AIR HANDLING UNITS:

1. AHU-24-1 SERVING 27TH – 41ST FLOOR CONDO CORRIDORS (100% OA)
   a. TRXF-24-1 TRASH ROOM EXHAUST
2. AHU-26-1 SERVING 25TH FLOOR CONDO AMENITIES
   a. RF-26-1 RETURN/SPILL FAN
   b. VAV BOXES
3. AHU-26-2 SERVING 25TH FLOOR GYM
   a. RF-26-2 RETURN/SPILL FAN
   b. VAV BOXES
4. AHU-56-1 SERVING 42ND – 56TH FLOOR CONDO CORRIDORS (100% OA)
   a. TRXF-56-1 TRASH ROOM EXHAUST

C. WATER COOLED AC UNITS:

1. AC-3-1 SERVING 1ST FLOOR CONDO LOBBY (100% OA)
   a. RF-3-1 RETURN/SPILL FAN
2. AC-3-2 SERVING CELLAR FLOOR (100% OA)
   a. EF-3-5 COMPACTOR EXHAUST FAN
   b. EF-3-6 TOILET/LOCKER ROOM EXHAUST
3. AC-3-3 SERVING 1ST FLOOR RENTAL LOBBY (100% OA)
   a. RF-3-3 RETURN/SPILL FAN
4. AC-3-4 SERVING RENTAL FLOOR CORRIDORS (100% OA)
   a. TRXF-3-1 TRASH ROOM EXHAUST
5. AC-3-5 SERVING RENTAL FLOOR APARTMENT MAKEUP AIR
   a. KXF-4-1 KITCHEN EXHAUST FAN
   b. TXF-4-1 TOILET EXHAUST FAN
   c. TXF-4-2 TOILET EXHAUST FAN

D. HEATING AND VENTILATING UNITS:

1. SF-3-1 SERVING AUTOMATED PARKING GARAGE
   a. EF-3-1 GARAGE EXHAUST FAN
   b. UNIT HEATERS
2. HV-3-2 SERVING ELECTRICAL, PLUMBING AND UTILITIES
   a. EF-3-2 UTILITIES EXHAUST FAN
3. AHU-24-2 COMBUSTION AIR SUPPLY FOR BOILERS (100% OA)
   a. ID-1 BOILER FLUE DRAFT FAN
   b. BOILERS B-23-1,2,3,4
4. AHU-24-3 SERVING MECHANICAL CHILLER ROOM (100% OA)
   a. CH-23-1,2,3

E. COMPUTER ROOM AIR CONDITIONING UNITS:

1. CRAC-SC-1
2. CRAC-C-1
3. CRAC-3-1
4. CRAC-26-1
5. CRAC-26-2
6. CRAC-26-3
7. CRAC-56-1

F. 4-PIPE FAN COIL UNITS:

1. FCU-A
2. FCU-B
3. FCU-C
4. FCU-D
5. FCU-E
6. FCU-F

G. VERTICAL WATER SOURCE HEAT PUMPS:

1. HPU-A
2. HPU-B
3. HPU-C
4. HPU-D
5. HPU-E
6. HPU-F
7. HPU-G

H. WATER COOLED AC UNITS

1. AC-SC-1
2. AC-SC-2
3. AC-SC-3
4. AC-SC-4
5. AC-SC-5
6. AC-SC-6
7. AC-1-1
8. AC-1-2
9. AC-1-3
10. AC-1-4
11. AC-1-5
12. AC-3-1
13. AC-5-1
14. AC-6-1
15. AC-6-2
16. AC-7-1
17. AC-7-2

I. STAIR VENTILATION FANS

1. SXF-02-1
2. SXF-07-1
3. SXF-57-1
4. SXF-57-2

J. CABINET UNIT HEATERS

K. UNIT HEATERS

L. BOILERS

1. B-23-1,2,3,4
   a. PUMPS
      i. PB-23-1,2,3,4 PRIMARY BOILER PUMPS
      ii. SHWPR-24-1,2 SECONDARY RENTAL HW PUMPS
      iii. TWP-24-1,2 TERTIARY RENTAL HW PUMPS
      iiii. SHWPC-23-1,2 SECONDARY CONDO HW PUMPS
      iiiii. THWPC-26-1,2 TERTIARY CONDO HW PUMPS
   b. PLATE FRAME HEAT EXCHANGERS
      i. PHX-RH-24-1
      ii. PHX-CH-26-1
   c. ET-23-1,2,3,4 EXPANSION TANKS

M. CHILLERS
1. CH-23-1,2,3
   a. PUMPS
      i. CHWP-23-1,2
      ii. TCWPC-26-1,2
   b. PLATE FRAME HEAT EXCHANGERS
      i. PFCHX-23-1
      ii. PHX-CC-26-1
   c. ET-23-5,6 EXPANSION TANKS

N. COOLING TOWER
1. CT-1,1A
   a. PUMPS
      i. CWP-23-1,2
      ii. TCW-3-1,2
      iii. SCWPR-3-1,2
      iiii. SCW-PR-26-1,2
      iiiii. TWP-24-1,2
   b. PLATE FRAME HEAT EXCHANGERS
      i. PHX-RH-3-1
      ii. PHX-RH-24-1
      iii. PHX-RC-24-1
   c. EXPANSION TANKS
      i. ET-3-1,2
   d. CHEMICAL TREATMENT

O. DOMESTIC HOT WATER PRE-HEATERS
1. PUMPS
2. PLATE FRAME HEAT EXCHANGERS
3. EXPANSION TANKS

P. FUEL OIL:
1. PUMPS
   a. FOP-1,2
2. FOT-1 FUEL OIL TANK
3. EMERGENCY GENERATOR

Damian Titus
DMC Buildings
APPROVED
Under Directive 2 of 1975
Date: 03/20/2014:
NYC Development Hub

OWNER:
SNOWPLOW LLC
950 THIRD AVENUE
NEW YORK, NY 10022
TEL.: (212) 486-2000

ARCHITECT OF RECORD:
SLCE*Architects, LLP*
841 BROADWAY
NEW YORK, NY 10003
TEL.: (212) 979-8400
FAX.: (212) 979-8387

DESIGN ARCHITECT:
SOM
14 WALL STREET
NEW YORK, NY 10005
TEL.: 212.298.9336
FAX.: 212.298.9500

STRUCTURAL ENGINEER:
DESIMONE
18 WEST 18th STREET
NEW YORK, NY 10011
TEL.: (212) 532-2211
FAX.: (212) 481-6108

MEP ENGINEER:
WSP • FLACK+KURTZ
512 SEVENTH AVENUE
NEW YORK, NY 10011
TEL.: (212) 532-9600

BUILDING ENVELOPE CONSULTANT:
GMS
GILSANZ MURRAY STEFICEK LLP
129 WEST 27th STREET
NEW YORK, NY 10001
TEL.: (212) 254-0030

| No: | Date: | Revision: |
|---|---|---|
| | 10-10-12 | DOB FILING |

NORTH ARROW N

SCALE NONE

KEY PLAN:

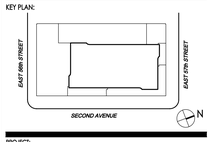


PROJECT:

# 252 EAST 57th STREET NEW YORK, NY

TITLE:

MECHANICAL CONTROLS SHEET #1

SEAL & SIGNATURE:

| | |
|---|---|
| SCALE: | AS SHOWN |
| DATE: | 09-02-11 |
| PROJECT No: | 2011-14 |
| FILE No: | 250 EAST 57th STREET |
| DRAWN BY: | I.P. |
| CHECKED BY: | C.K. |
| DWG. No.: | M-800.00 |

M-800.dwg ____ OF 58

DEPT OF BLDGS 121328321 Job Number
ES388322964 Scan Code

## ABBREVIATIONS

| | |
|---|---|
| A.B.D. | AUTOMATIC BALL DRIP |
| A.F.F. | ABOVE FINISHED FLOOR |
| BLDG. | BUILDING |
| BOP | BOTTOM OF PIPE |
| CB | CATCH BASIN |
| ℄ | CENTER LINE |
| CO | CLEANOUT |
| COPD | CLEANOUT DECK PLATE |
| CV | CHECK VALVE |
| CW | COLD WATER |
| CLG. | CEILING |
| CONN | CONNECT |
| CONT. | CONTINUATION |
| CA | COMPRESSED AIR |
| DIA | DIAMETER |
| DN. | DOWN (PENETRATES FLOOR SLAB) |
| DR | DRAIN |
| DW | DISH WASHER |
| DWG. | DRAWING |
| DWH | DOMESTIC WATER HEATER |
| EL. | ELEVATION |
| EWC | ELECTRIC WATER COOLER |
| FAI | FRESH AIR INLET |
| FD | FLOOR DRAIN |
| FU | FIXTURE UNIT |
| FLR. | FLOOR |
| FT. | FEET |
| G | GAS |
| GC | GENERAL CONTRACTOR |
| GPM | GALLONS PER MINUTE |
| GAL. | GALLONS |
| HB | HOSE BIBB |
| HC | HUNG CEILING |
| HW | HOT WATER |
| HWR | HOT WATER RETURN |
| ID | INSIDE DIAMETER |
| INV. EL. | INVERT ELEVATION |
| IW | INDIRECT WASTE |
| IN | INCH |
| LAV | LAVATORY |
| MR | MOP RECEPTOR |
| MAX. | MAXIMUM |
| MH | MANHOLE |
| MIN. | MINIMUM |
| NC | NORMALLY CLOSED |
| N.I.C. | NOT IN THIS CONTRACT |
| NO | NORMALLY OPEN |
| NTS | NOT TO SCALE |
| OD | OUTSIDE DIAMETER |
| OS&Y | OUTSIDE SCREW & YOKE GATE VALVE |
| PPF | PITCH PER FOOT |
| PSI | POUNDS PER SQUARE INCH |
| RHW | RAIN HARVESTED WATER |
| S | SOIL |
| SA | SHOCK ABSORBER |
| SAN | SANITARY |
| SK | SINK |
| SPD | SUMP PUMP DISCHARGE |
| SPH | SIPHONIC |
| ø | SQUARE FOOT |
| TD | TERRACE DRAIN |
| TMV | THERMOSTATIC MIXING VALVE |
| TR | THROUGH ROOF |
| TYP. | TYPICAL |
| UON | UNLESS OTHERWISE NOTED |
| UP | UP (PENETRATES FLOOR SLAB) |
| UR | URINAL |
| V | VENT |
| VB | VACUUM BREAKER |
| VTR | VENT THROUGH ROOF |
| W | WASTE |
| WC | WATER CLOSET |
| WH | WALL HYDRANT |
| ELEV. | ELEVATOR |

## ABBREVIATIONS

| | |
|---|---|
| A.B.D. | AUTOMATIC BALL DRIP |
| A.F.F. | ABOVE FINISHED FLOOR |
| BLDG. | BUILDING |
| BOP | BOTTOM OF PIPE |
| CB | CATCH BASIN |
| ℄ | CENTER LINE |
| CO | CLEANOUT |
| COPD | CLEANOUT DECK PLATE |
| CV | CHECK VALVE |
| CW | COLD WATER |
| CLG. | CEILING |
| CONN | CONNECT |
| CONT. | CONTINUATION |
| CA | COMPRESSED AIR |
| DIA | DIAMETER |
| DN. | DOWN (PENETRATES FLOOR SLAB) |
| DR | DRAIN |
| DW | DISH WASHER |
| DWG. | DRAWING |
| DWH | DOMESTIC WATER HEATER |
| EL. | ELEVATION |
| EWC | ELECTRIC WATER COOLER |
| FAI | FRESH AIR INLET |
| FD | FLOOR DRAIN |
| FU | FIXTURE UNIT |
| FLR. | FLOOR |
| FT. | FEET |
| FW | FLUSHING WATER |
| G | GAS |
| GC | GENERAL CONTRACTOR |
| GPM | GALLONS PER MINUTE |
| GAL. | GALLONS |
| HB | HOSE BIBB |
| HC | HUNG CEILING |
| HW | HOT WATER |
| HWR | HOT WATER RETURN |
| ID | INSIDE DIAMETER |
| INV. EL. | INVERT ELEVATION |
| IW | INDIRECT WASTE |
| IN | INCH |
| LAV | LAVATORY |
| MR | MOP RECEPTOR |
| MAX. | MAXIMUM |
| MH | MANHOLE |
| MIN. | MINIMUM |
| NC | NORMALLY CLOSED |
| N.I.C. | NOT IN THIS CONTRACT |
| NO | NORMALLY OPEN |
| NTS | NOT TO SCALE |
| OD | OUTSIDE DIAMETER |
| OS&Y | OUTSIDE SCREW & YOKE GATE VALVE |
| PPF | PITCH PER FOOT |
| PSI | POUNDS PER SQUARE INCH |
| RHW | RAIN HARVESTED WATER |
| S | SOIL |
| SA | SHOCK ABSORBER |
| SAN | SANITARY |
| SK | SINK |
| SPD | SUMP PUMP DISCHARGE |
| SPH | SIPHONIC |
| ø | SQUARE FOOT |
| TD | TERRACE DRAIN |
| TMV | THERMOSTATIC MIXING VALVE |
| TR | THROUGH ROOF |
| TYP. | TYPICAL |
| UON | UNLESS OTHERWISE NOTED |
| UP | UP (PENETRATES FLOOR SLAB) |
| UR | URINAL |
| V | VENT |
| VB | VACUUM BREAKER |
| VTR | VENT THROUGH ROOF |
| W | WASTE |
| WC | WATER CLOSET |
| WH | WALL HYDRANT |
| ELEV. | ELEVATOR |

## PLUMBING LEGEND

| | |
|---|---|
| —×—×—×— | EXISTING PIPING TO BE REMOVED |
| | EXISTING PIPING TO REMAIN |
| | SANITARY DRAIN PIPING |
| | SANITARY VENT PIPING |
| —ST— | STORM WATER DRAIN PIPING |
| | BURIED PIPING (SERVICE NOTED) |
| —IW— | INDIRECT WASTE PIPING |
| —SPD— | SUMP PUMP DISCHARGE PIPING |
| —FP— | FIRE PROTECTION SERVICE PIPING |
| —G— | NATURAL GAS PIPING |
| | DOMESTIC COLD WATER PIPING |
| | DOMESTIC HOT WATER PIPING |
| | DOMESTIC HOT WATER RETURN PIPING |
| —EJD— | EJECTOR PUMP DISCHARGE PIPING |
| —UG— | UNDERGROUND PIPING |
| | BELOW GRADE PIPING |
| | SLOPED CHANGE IN PIPE ELEVATION |
| | ARROW INDICATES DIRECTION OF FLOW |
| | PITCH PIPE DOWN IN DIRECTION OF ARROW |
| | SHOCK ABSORBER |
| | HOSE BIBB WITH VACUUM BREAKER |
| | WALL HYDRANT |
| | FRESH AIR INLET |
| | CLEANOUT / PLUGGED OUTLET |
| | CLEAN-OUT DECK PLATE |
| | "P" TRAP |
| | VACUUM BREAKER |
| | BOTTOM PIPE CONNECTION |
| | TOP PIPE CONNECTION |
| | ELBOW TURNED DOWN |
| | ELBOW TURNED UP / CONN. TO VERTICAL LINE |
| | SHUTOFF VALVE IN VERTICAL |
| | CHECK VALVE |
| | SHUTOFF VALVE |
| | OS&Y (OUTSIDE SCREW & YOKE) VALVE |
| | BALL VALVE |
| | PRESSURE REDUCING VALVE |
| BPA | BACKFLOW PREVENTER ASSEMBLY |
| | ANGLE RELIEF VALVE |
| | UNION |
| | SLEEVE |
| | THERMOMETER |
| | FLOOR DRAIN |
| | ROOF DRAIN |
| M | METER |
| P | RISER DESIGNATION (SOIL, VENT, WASTE, COLD WATER) |
| SI | SIPHONIC DESIGNATION |
| DWG / # — DWG NUMBER, DETAIL NUMBER | DETAIL DESIGNATION |

## PLUMBING DRAWING LIST

| #. | DWG. NO. | DESCRIPTION | SCALE | ISSUE DATE: 50% SCHEMATIC DESIGN 09/02/2011 | 100% SCHEMATIC DESIGN 10/14/2011 | 100% DESIGN DEVELOPMENT 04/20/2012 | PROGRESS CDs AUGUST 30.2012 | DOB FILING 10/10/2012 |
|---|---|---|---|---|---|---|---|---|
| 1 | P-001.00 | PLUMBING SYMBOLS AND DRAWING LIST | NTS | ● | ● | ● | ● | ● |
| 2 | P-100.00 | PLUMBING UNDERGROUND PLAN - SOUTH | 1/4"=1'-0" | | | ● | ● | ● |
| 3 | P-101.00 | PLUMBING UNDERGROUND PLAN - NORTH | 1/4"=1'-0" | ● | ● | ● | ● | ● |
| 4 | P-102.00 | PLUMBING SUB-CELLAR 2 PLAN - SOUTH | 1/4"=1'-0" | | | ● | ● | ● |
| 5 | P-103.00 | PLUMBING SUB-CELLAR 2 PLAN - NORTH | 1/4"=1'-0" | | | ● | ● | ● |
| 6 | P-104.00 | PLUMBING SUB-CELLAR 1 PLAN - SOUTH | 1/4"=1'-0" | | | ● | | |
| 7 | P-105.00 | PLUMBING SUB-CELLAR 1 PLAN - NORTH | 1/4"=1'-0" | | | ● | | |
| 8 | P-106.00 | PLUMBING CELLAR PLAN - SOUTH | 1/4"=1'-0" | ● | ● | ● | ● | ● |
| 9 | P-107.00 | PLUMBING CELLAR PLAN - NORTH | 1/4"=1'-0" | | | ● | ● | ● |
| 10 | P-108.00 | PLUMBING 1ST FLOOR PLAN - SOUTH | 1/4"=1'-0" | | | ● | ● | ● |
| 11 | P-109.00 | PLUMBING 1ST FLOOR PLAN - NORTH | 1/4"=1'-0" | ● | ● | ● | ● | ● |
| 12 | P-110.00 | PLUMBING 2ND FLOOR PLAN - SOUTH | 1/4"=1'-0" | ● | ● | ● | ● | ● |
| 13 | P-111.00 | PLUMBING 2ND FLOOR PLAN - NORTH | 1/4"=1'-0" | | ● | ● | ● | ● |
| 14 | P-112.00 | PLUMBING 3RD FLOOR PLAN - SOUTH | 1/4"=1'-0" | | ● | ● | ● | ● |
| 15 | P-113.00 | PLUMBING 3RD FLOOR PLAN - NORTH | 1/4"=1'-0" | | ● | ● | ● | ● |
| 16 | P-114.00 | PLUMBING 4TH FLOOR PLAN - SOUTH | 1/4"=1'-0" | | ● | ● | ● | ● |
| 17 | P-115.00 | PLUMBING 4TH FLOOR PLAN - NORTH | 1/4"=1'-0" | | ● | ● | ● | ● |
| 18 | P-116.00 | PLUMBING 5TH FLOOR PLAN - SOUTH | 1/4"=1'-0" | | ● | ● | ● | ● |
| 19 | P-117.00 | PLUMBING 5TH FLOOR PLAN - NORTH | 1/4"=1'-0" | | ● | ● | ● | ● |
| 20 | P-118.00 | PLUMBING 6TH FLOOR PLAN - SOUTH | 1/4"=1'-0" | | ● | ● | ● | ● |
| 21 | P-119.00 | PLUMBING 6TH FLOOR PLAN - NORTH | 1/4"=1'-0" | ● | ● | ● | ● | ● |
| 22 | P-120.00 | PLUMBING 7TH FLOOR PLAN - SOUTH | 1/4"=1'-0" | ● | ● | ● | ● | ● |
| 23 | P-121.00 | PLUMBING 7TH FLOOR PLAN - NORTH | 1/4"=1'-0" | ● | ● | ● | ● | ● |
| 24 | P-122.00 | PLUMBING 8TH - 13TH FLOOR PLANS | 1/4"=1'-0" | ● | ● | ● | ● | ● |
| 25 | P-123.00 | PLUMBING 14TH FLOOR PLAN | 1/4"=1'-0" | ● | ● | ● | ● | ● |
| 26 | P-124.00 | PLUMBING 15TH FLOOR PLAN | 1/4"=1'-0" | ● | ● | ● | ● | ● |
| 27 | P-125.00 | PLUMBING 16TH - 21ST FLOOR PLANS | 1/4"=1'-0" | ● | ● | ● | ● | ● |
| 28 | P-126.00 | PLUMBING 22ND FLOOR PLAN | 1/4"=1'-0" | ● | ● | ● | ● | ● |
| 29 | P-127.00 | PLUMBING 23RD FLOOR PLAN | 1/4"=1'-0" | ● | ● | ● | ● | ● |
| 30 | P-128.00 | PLUMBING 24TH FLOOR PLAN | 1/4"=1'-0" | | | ● | ● | ● |
| 31 | P-129.00 | PLUMBING 25TH FLOOR PLAN | 1/4"=1'-0" | | | ● | ● | ● |
| 32 | P-130.00 | PLUMBING 26TH FLOOR PLAN | 1/4"=1'-0" | | | ● | ● | ● |
| 33 | P-131.00 | PLUMBING 27TH - 30TH FLOOR PLANS | 1/4"=1'-0" | | ● | ● | ● | ● |
| 34 | P-132.00 | PLUMBING 31ST FLOOR PLAN | 1/4"=1'-0" | ● | ● | ● | ● | ● |
| 35 | P-133.00 | PLUMBING 32ND FLOOR PLAN | 1/4"=1'-0" | ● | ● | ● | ● | ● |
| 36 | P-134.00 | PLUMBING 33RD - 40TH FLOOR PLANS | 1/4"=1'-0" | ● | ● | ● | ● | ● |
| 37 | P-135.00 | PLUMBING 41ST FLOOR PLAN | 1/4"=1'-0" | ● | ● | ● | ● | ● |
| 38 | P-136.00 | PLUMBING 42ND FLOOR PLAN | 1/4"=1'-0" | ● | ● | ● | ● | ● |
| 39 | P-137.00 | PLUMBING 43RD FLOOR PLAN | 1/4"=1'-0" | | ● | ● | ● | ● |
| 40 | P-138.00 | PLUMBING 44TH - 45TH FLOOR PLANS | 1/4"=1'-0" | ● | ● | ● | ● | ● |
| 41 | P-139.00 | PLUMBING 46TH FLOOR PLAN | 1/4"=1'-0" | ● | ● | ● | ● | ● |
| 42 | P-140.00 | PLUMBING 47TH FLOOR PLANS | 1/4"=1'-0" | | ● | ● | ● | ● |
| 43 | P-141.00 | PLUMBING 48TH FLOOR PLAN | 1/4"=1'-0" | | ● | ● | ● | ● |
| 44 | P-142.00 | PLUMBING 49TH FLOOR PLAN | 1/4"=1'-0" | | ● | ● | ● | ● |
| 45 | P-143.00 | PLUMBING 50TH FLOOR PLAN | 1/4"=1'-0" | | ● | ● | ● | ● |
| 46 | P-144.00 | PLUMBING 51ST FLOOR PLAN | 1/4"=1'-0" | | ● | ● | ● | ● |
| 47 | P-145.00 | PLUMBING 52ND - 54TH FLOOR PLANS | 1/4"=1'-0" | | ● | ● | ● | ● |
| 48 | P-146.00 | PLUMBING 55TH FLOOR PLAN | 1/4"=1'-0" | | | | ● | ● |
| 49 | P-147.00 | PLUMBING 56TH FLOOR PLAN | 1/4"=1'-0" | | | | ● | ● |
| 50 | P-148.00 | PLUMBING 57TH FLOOR PLAN | 1/4"=1'-0" | | | | | ● |
| 51 | P-149.00 | PLUMBING ROOF PLAN | 1/4"=1'-0" | | | ● | ● | ● |
| 52 | P-150.00 | PLUMBING BULKHEAD PLAN | 1/4"=1'-0" | | | ● | ● | ● |
| 53 | P-151.00 | PLUMBING BULKHEAD ROOF PLAN | 1/4"=1'-0" | | | ● | ● | ● |
| 54 | P-501.00 | PLUMBING DOMESTIC WATER RISER DIAGRAM - 1 OF 2 | NTS | | | ● | | ● |
| 55 | P-502.00 | PLUMBING DOMESTIC WATER RISER DIAGRAM - 2 OF 2 | NTS | | | ● | | ● |
| 56 | P-503.00 | PLUMBING SANITARY RISER DIAGRAM - 1 OF 4 | NTS | | | ● | | ● |
| 57 | P-504.00 | PLUMBING SANITARY RISER DIAGRAM - 2 OF 4 | NTS | | | ● | | ● |
| 58 | P-505.00 | PLUMBING SANITARY RISER DIAGRAM - 3 OF 4 | NTS | | | ● | | ● |
| 59 | P-506.00 | PLUMBING SANITARY RISER DIAGRAM - 4 OF 4 | NTS | | | ● | | ● |
| 60 | P-507.00 | PLUMBING NATURAL GAS RISER DIAGRAM - 1 OF 1 | NTS | | | ● | | ● |
| 61 | P-508.00 | PLUMBING STORM RISER DIAGRAM - 1 OF 1 | NTS | | | ● | | ● |
| 62 | P-601.00 | PLUMBING DETAIL - 1 OF 1 | NTS | | | ● | | ● |
| 63 | P-701.00 | PLUMBING SCHEDULES- 1 OF 1 | NTS | | | ● | | ● |

Damian Titus
NYC Buildings
APPROVED
Under Directive 2 of 1975
Date: 03/20/2014:
NYC Development Hub

OWNER:
SNOWPLOW LLC
950 THIRD AVENUE
NEW YORK, NY 10022
TEL.: (212) 486-2000

ARCHITECT OF RECORD:
SLCEArchitects, LLP
841 BROADWAY
NEW YORK, NY 10003
TEL.: (212) 979-8400
FAX.: (212) 979-8387

DESIGN ARCHITECT:
SOM
14 WALL STREET
NEW YORK, NY 10005
TEL.: 212.298.9336
FAX.: 212.298.9500

STRUCTURAL ENGINEER:
DESIMONE
18 WEST 18th STREET
NEW YORK, NY 10011
TEL.: (212) 532-2211
FAX.: (212) 481-6108

MEP ENGINEER:
WSP · FLACK+KURTZ
512 SEVENTH AVENUE
NEW YORK, NY 10011
TEL.: (212) 532-9600

BUILDING ENVELOPE CONSULTANT:
GMS
GILSANZ MURRAY STEFICEK LLP
129 WEST 27th STREET
NEW YORK, NY 10001
TEL.: (212) 254-0030

| No: | Date: | Revision: |
|---|---|---|
| | 10-10-12 | DOB FILING |
| | 04-20-12 | 100% DD |
| | 10-14-11 | 100% SD |

NORTH ARROW
SCALE NTS

KEY PLAN:

PROJECT:
252 EAST 57th STREET
NEW YORK, NY

TITLE:
PLBG ABBREVIATIONS,
SYMBOL & DRAWNG LISTS

SEAL & SIGNATURE:
STATE OF NEW YORK · LICENSED PROFESSIONAL ENGINEER · NO. 40400

| | |
|---|---|
| SCALE: | AS SHOWN |
| DATE: | 09-02-11 |
| PROJECT No: | 2011-14 |
| FILE No: | 250 EAST 57th STREET |
| DRAWN BY: | VL |
| CHECKED BY: | EG |
| DWG. No.: | P-001.00 |

P-001.dwg
1 OF 63

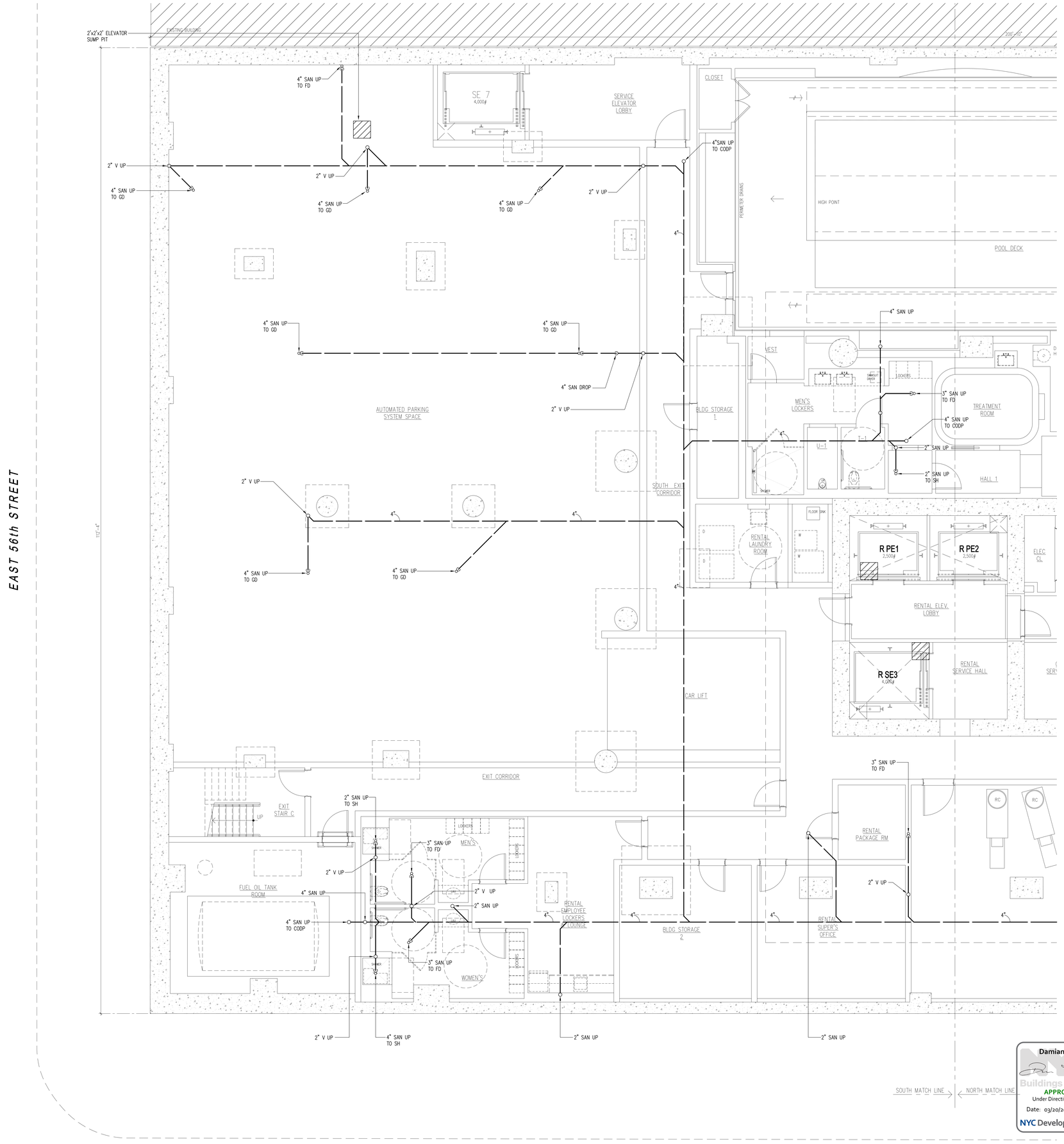


Damian Titus
Buildings
APPROVED
Under Directive 2 of 1975
Date: 03/20/2014:
NYC Development Hub

OWNER:

SNOWPLOW LLC
950 THIRD AVENUE
NEW YORK, NY 10022
TEL.: (212) 486-2000

ARCHITECT OF RECORD:

SLCE*Architects, LLP*
841 BROADWAY
NEW YORK, NY 10003
TEL.: (212) 979-8400
FAX.: (212) 979-8387

DESIGN ARCHITECT:

SOM
14 WALL STREET
NEW YORK, NY 10005
TEL.: 212.298.9336
FAX.: 212.298.9300

STRUCTURAL ENGINEER:

DESIMONE
18 WEST 18th STREET
NEW YORK, NY 10011
TEL.: (212) 532-2211
FAX.: (212) 481-6108

MEP ENGINEER:

WSP · FLACK+KURTZ
512 SEVENTH AVENUE
NEW YORK, NY 10011
TEL.: (212) 532-9600

BUILDING ENVELOPE CONSULTANT:

GMS
GILSANZ MURRAY STEFICEK LLP
129 WEST 27th STREET
NEW YORK, NY 10001
TEL.: (212) 254-0030

| No: | Date: | Revision: |
|---|---|---|
| | 10-10-12 | DOB FILING |
| | 04-20-12 | 100% DD |
| | 10-14-11 | 100% SD |

NORTH ARROW SCALE 1/8" = 1'-0"

KEY PLAN:

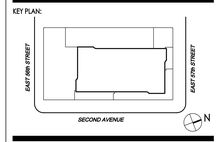


PROJECT:

252 EAST 57th STREET
NEW YORK, NY

TITLE:

PLBG UNDERGROUND
PLAN-SOUTH

SEAL & SIGNATURE:

| | |
|---|---|
| SCALE: | AS SHOWN |
| DATE: | 09-02-11 |
| PROJECT No: | 2011-14 |
| FILE No: | 250 EAST 57th STREET |
| DRAWN BY: | VL |
| CHECKED BY: | EG |
| DWG. No.: | P-100.00 |

P-100 S Underg.dwg 2 OF 63

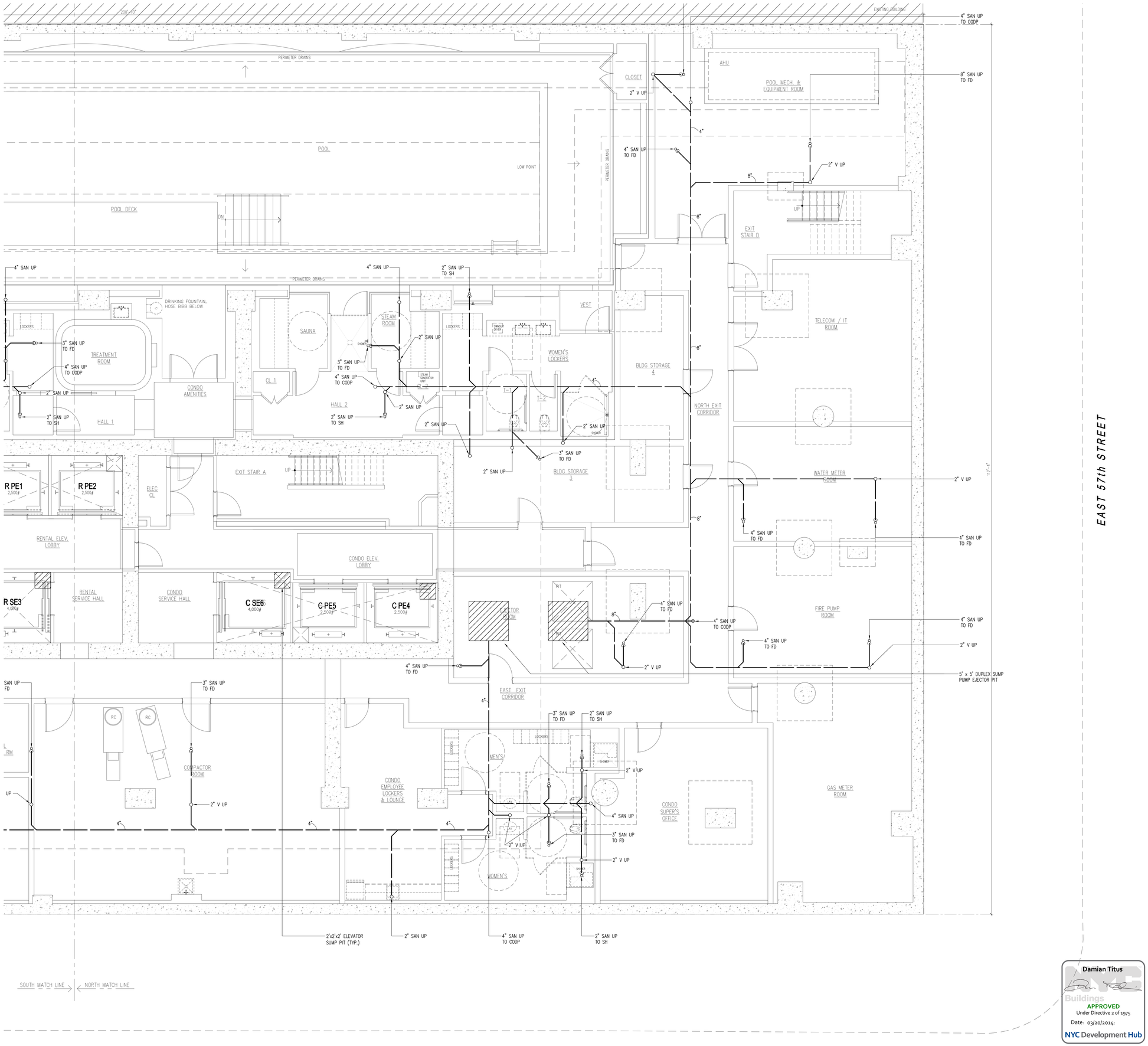


Damian Titus
Buildings
APPROVED
Under Directive 2 of 1975
Date: 03/20/2014:
NYC Development Hub

OWNER:

SNOWPLOW LLC
950 THIRD AVENUE
NEW YORK, NY 10022
TEL.: (212) 486-2000

ARCHITECT OF RECORD:

SLCE*Architects, LLP*
841 BROADWAY
NEW YORK, NY 10003
TEL.: (212) 979-8400
FAX.: (212) 979-8387

DESIGN ARCHITECT:

SOM
14 WALL STREET
NEW YORK, NY 10005
TEL.: 212.298.9336
FAX.: 212.298.9300

STRUCTURAL ENGINEER:

DESIMONE
18 WEST 18th STREET
NEW YORK, NY 10011
TEL.: (212) 532-2211
FAX.: (212) 481-6108

MEP ENGINEER:

WSP · FLACK+KURTZ
512 SEVENTH AVENUE
NEW YORK, NY 10011
TEL.: (212) 532-9600

BUILDING ENVELOPE CONSULTANT:

GMS
GILSANZ MURRAY STEFICEK LLP
129 WEST 27th STREET
NEW YORK, NY 10001
TEL.: (212) 254-0030

| No: | Date: | Revision: |
|---|---|---|
| | 10-10-12 | DOB FILING |
| | 04-20-12 | 100% DD |
| | 10-14-11 | 100% SD |

NORTH ARROW SCALE 1/4" = 1'-0"

KEY PLAN:

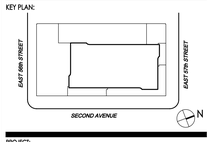


PROJECT:

252 EAST 57th STREET
NEW YORK, NY

TITLE:

PLBG UNDERGROUND
PLAN-NORTH

SEAL & SIGNATURE:

| | |
|---|---|
| SCALE: | AS SHOWN |
| DATE: | 09-02-11 |
| PROJECT No: | 2011-14 |
| FILE No: | 250 EAST 57th STREET |
| DRAWN BY: | VL |
| CHECKED BY: | EG |
| DWG. No.: | P-101.00 |

P-101 N Undergr.dwg 3 OF 63

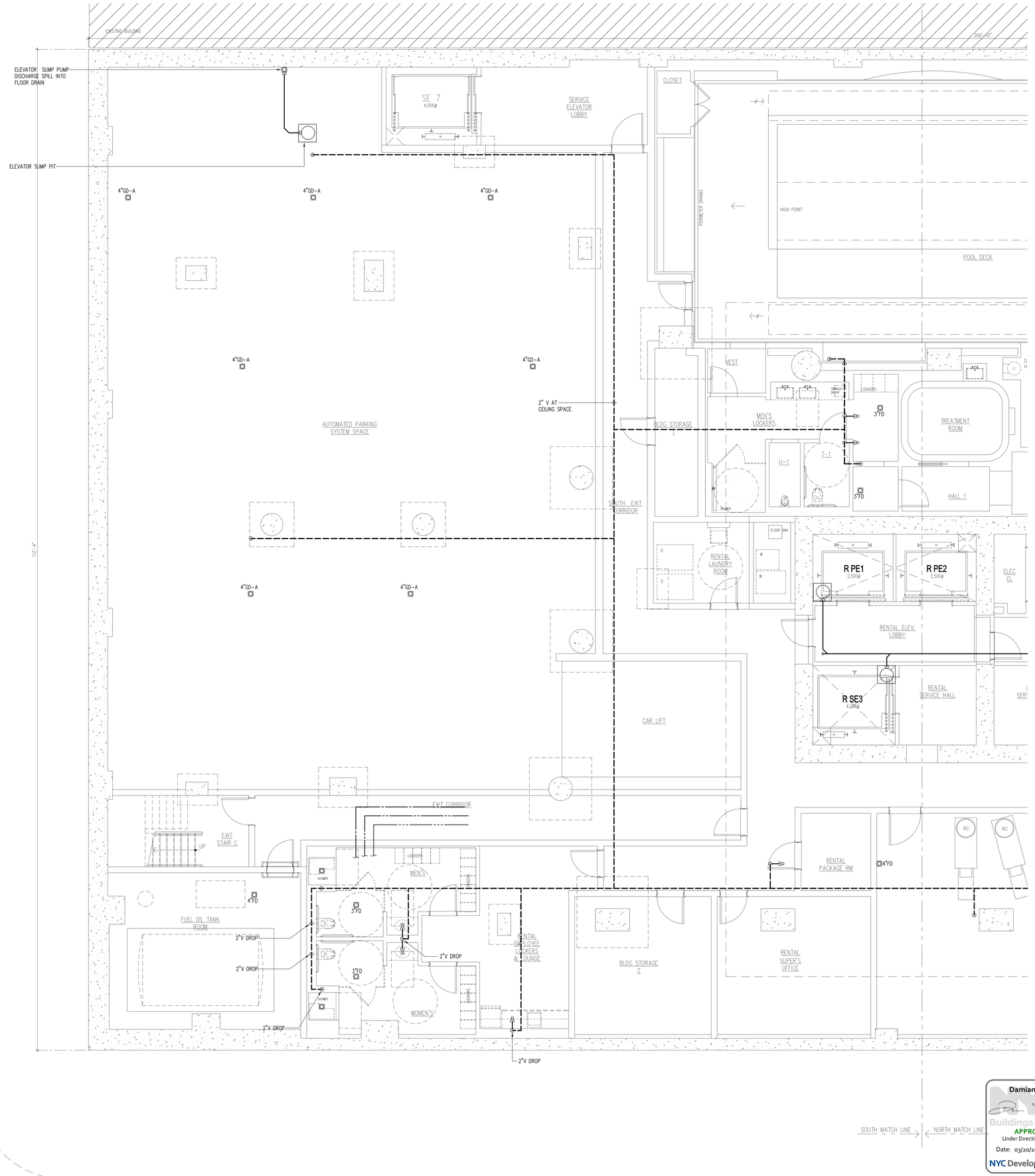


Damian Titus
Buildings
APPROVED
Under Directive 2 of 1975
Date: 03/20/2014:
NYC Development Hub

OWNER:

SNOWPLOW LLC
950 THIRD AVENUE
NEW YORK, NY 10022
TEL.: (212) 486-2000

ARCHITECT OF RECORD:

SLCE*Architects, LLP*
841 BROADWAY
NEW YORK, NY 10003
TEL.: (212) 979-8400
FAX.: (212) 979-8387

DESIGN ARCHITECT:

SOM
14 WALL STREET
NEW YORK, NY 10005
TEL.: 212.298.9336
FAX.: 212.298.9300

STRUCTURAL ENGINEER:

DESIMONE
18 WEST 18th STREET
NEW YORK, NY 10011
TEL.: (212) 532-2211
FAX.: (212) 481-6108

MEP ENGINEER:

WSP · FLACK+KURTZ
512 SEVENTH AVENUE
NEW YORK, NY 10011
TEL.: (212) 532-9600

BUILDING ENVELOPE CONSULTANT:

GMS
GILSANZ MURRAY STEFICEK LLP
129 WEST 27th STREET
NEW YORK, NY 10001
TEL.: (212) 254-0030

| No: | Date: | Revision: |
|---|---|---|
| | 10-10-12 | DOB FILING |
| | 04-20-12 | 100% DD |
| | 10-14-11 | 100% SD |

NORTH ARROW SCALE 1/8" = 1'-0"

KEY PLAN:

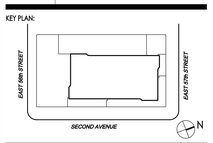


PROJECT:

252 EAST 57th STREET
NEW YORK, NY

TITLE:

PLBG SUB-CELLAR 2
PLAN-SOUTH

SEAL & SIGNATURE:

| | |
|---|---|
| SCALE: | AS SHOWN |
| DATE: | 09-02-11 |
| PROJECT No: | 2011-14 |
| FILE No: | 250 EAST 57th STREET |
| DRAWN BY: | VL |
| CHECKED BY: | EG |
| DWG. No.: | P-102.00 |

P-102 S SUBC 2.dwg 4 OF 63

DEPT OF BLDGS 121305323 Job Number

E1304128620 Work Order

200'-10"

EXISTING BUILDING

PERIMETER DRAINS

CLOSET

AHU

POOL MECH. & EQUIPMENT ROOM

4"FD

8"FD

POOL

LOW POINT

PERIMETER DRAINS

POOL DECK

DN

PERIMETER DRAINS

EXIT STAIR D

UP

DRINKING FOUNTAIN, HOSE BIBB BELOW

LOCKERS

3"FD

TREATMENT ROOM

SAUNA

SHOWER

STEAM ROOM

VEST

LOCKERS

DRINKING FOUNTAIN

WOMEN'S LOCKERS

TELECOM / IT ROOM

BLDG STORAGE 4

CONDO AMENITIES

CL 1

CL 2

STEAM GENERATOR UNIT

T-1

T-2

HALL 1

HALL 2

3"FD

NORTH EXIT CORRIDOR

4"FD

BLDG STORAGE 3

EXIT STAIR A

UP

WATER METER

6" INCOMING DOMESTIC WATER SERVICE

R PE1 2,500#

R PE2 2,500#

ELEC CL

4"FD

4"FD

RENTAL ELEV. LOBBY

ELEVATOR SUMP PIT (TYP.)

CONDO ELEV. LOBBY

2"V UP

DUPLEX TANK FILL PUMPS

INCOMING DOMESTIC WATER SERVICE FILTRATION

R SE3 4,000#

RENTAL SERVICE HALL

CONDO SERVICE HALL

C SE6 4,000#

C PE5 2,500#

C PE4 2,500#

EJECTOR ROOM

INT

INT

4"FD

FIRE PUMP ROOM

4"FD

4"FD

8" INCOMING FIRE SERVICE

COOP

5' x 5' DUPLEX SUMP PUMP EJECTOR PIT

EAST EXIT CORRIDOR

RC

RC

4"FD

4"FD

COMPACTOR ROOM

LOCKERS

MEN'S

SHOWER

CONDO EMPLOYEE LOCKERS & LOUNGE

3"FD

3"FD

CONDO SUPER'S OFFICE

" GAS UP

GAS METER

2"V UP

WOMEN'S

SHOWER

RANGE GAS METER

RETAIL GAS METER

WATER HEATER GAS METER

BOILER GAS METER

2"V DROP

ELEVATOR SUMP PUMP DISCHARGE SPILL INTO FLOOR DRAIN WITH AIR GAP

BOILER GAS BOOSTERS

CLEAR SPACE FOR MOTOR PULL

DOMESTIC WATER HEATER GAS BOOSTERS

SOUTH MATCH LINE

NORTH MATCH LINE

SECOND AVENUE

EAST 57th STREET

112'-4"

Damian Titus

Buildings

APPROVED

Under Directive 2 of 1975

Date: 03/20/2014:

NYC Development Hub


OWNER:

SNOWPLOW LLC

950 THIRD AVENUE
NEW YORK, NY 10022
TEL.: (212) 486-2000

ARCHITECT OF RECORD:

SLCE*Architects, LLP*

841 BROADWAY
NEW YORK, NY 10003
TEL.: (212) 979-8400
FAX.: (212) 979-8387

DESIGN ARCHITECT:

SOM

14 WALL STREET
NEW YORK, NY 10005
TEL.: 212.298.9336
FAX.: 212.298.9500

STRUCTURAL ENGINEER:

DESIMONE

18 WEST 18th STREET
NEW YORK, NY 10011
TEL.: (212) 532-2211
FAX.: (212) 481-6108

MEP ENGINEER:

WSP • FLACK+KURTZ

512 SEVENTH AVENUE
NEW YORK, NY 10011
TEL.: (212) 532-9600

BUILDING ENVELOPE CONSULTANT:

GMS

GILSANZ MURRAY STEFICEK LLP

129 WEST 27th STREET
NEW YORK, NY 10001
TEL.: (212) 254-0030


| No: | Date: | Revision: |
|---|---|---|
| | 10-10-12 | DOB FILING |
| | 04-20-12 | 100% DD |
| | 10-14-11 | 100% SD |

NORTH ARROW SCALE 1/4" = 1'-0"

KEY PLAN:

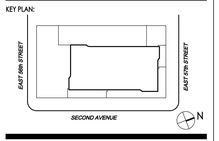


PROJECT:

252 EAST 57th STREET
NEW YORK, NY

TITLE:

PLBG SUB-CELLAR 2
PLAN-NORTH

SEAL & SIGNATURE:

| | |
|---|---|
| SCALE: | AS SHOWN |
| DATE: | 09-20-11 |
| PROJECT No: | 2011-14 |
| FILE No: | 250 EAST 57th STREET |
| DRAWN BY: | VL |
| CHECKED BY: | EG |

DWG. No.:

P-103.00

P-103 N SUBC 2.dwg 5 OF 63

121305523 Job Number
E5244120051 Scan Code

EAST 56th STREET

EXISTING BUILDING

SE 7
4,000#

OPEN TO BELOW

AUTOMATED PARKING SYSTEM SPACE

OPEN TO BELOW

OPEN TO BELOW

OPEN TO BELOW

OPEN TO BELOW

FLOOR SINK

CONDO LAUNDRY ROOM

D
D

W
W
W

R PE1
2,500#

R PE2
2,500#

CORR #1

R SE3
4,000#

CAR LIFT

SEE

DN

UP

EXIT STAIR C

T.O. SLAB
EL. +25'-6"

SOUTH STORAGE

RC
RC

1 2 3 4 5 6 7
8 9 10 11 12
13 14 15 16 17 18 19 20

FUEL OIL TANK ROOM

OPEN TO BELOW

SOUTH MATCH LINE

NORTH MATCH LINE

Damian Titus
Buildings
APPROVED
Under Directive 2 of 1975
Date: 03/20/2014:
NYC Development Hub

OWNER:
SNOWPLOW LLC
950 THIRD AVENUE
NEW YORK, NY 10022
TEL.: (212) 486-2000

ARCHITECT OF RECORD:
SLCE*Architects, LLP*
841 BROADWAY
NEW YORK, NY 10003
TEL.: (212) 979-8400
FAX.: (212) 979-8387

DESIGN ARCHITECT:
SOM
14 WALL STREET
NEW YORK, NY 10005
TEL.: 212.298.9336
FAX.: 212.298.9500

STRUCTURAL ENGINEER:
DESIMONE
18 WEST 18th STREET
NEW YORK, NY 10011
TEL.: (212) 532-2211
FAX.: (212) 481-6108

MEP ENGINEER:
WSP • FLACK+KURTZ
512 SEVENTH AVENUE
NEW YORK, NY 10011
TEL.: (212) 532-9600

BUILDING ENVELOPE CONSULTANT:
GMS
GILSANZ MURRAY STEFICEK LLP
129 WEST 27th STREET
NEW YORK, NY 10001
TEL.: (212) 254-0030

| No: | Date: | Revision: |
|---|---|---|
| | 10-10-12 | DOB FILING |
| | 04-20-12 | 100% DD |
| | 10-14-11 | 100% SD |

NORTH ARROW | SCALE 1/8" = 1'-0"

KEY PLAN:
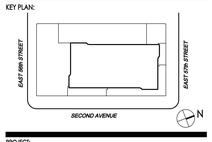


PROJECT:
252 EAST 57th STREET
NEW YORK, NY

TITLE:
PLBG SUB-CELLAR 1
PLAN-SOUTH

SEAL & SIGNATURE:

| | |
|---|---|
| SCALE: | AS SHOWN |
| DATE: | 09-02-11 |
| PROJECT No: | 2011-14 |
| FILE No: | 250 EAST 57th STREET |
| DRAWN BY: | VL |
| CHECKED BY: | EG |
| DWG. No.: | P-104.00 |

P-104 S SUBC 1.dwg 6 OF 63

DEPT OF BLDGS 121305323 Job Number

E-DOB-DOC-NEW Scan Code

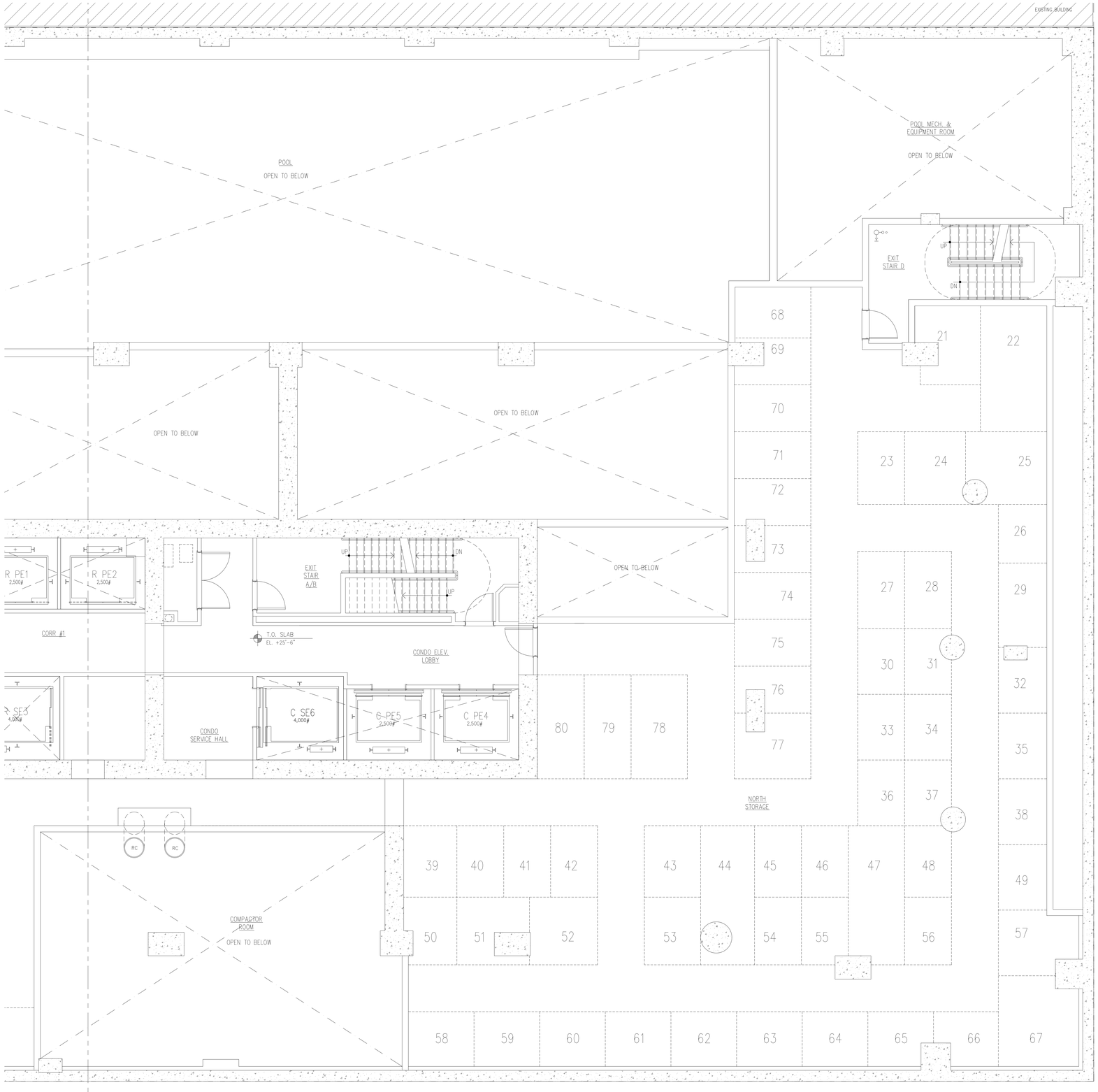


Damian Titus

Buildings

APPROVED

Under Directive 2 of 1975

Date: 03/20/2014:

NYC Development Hub

OWNER:

SNOWPLOW LLC

950 THIRD AVENUE
NEW YORK, NY 10022
TEL.: (212) 486-2000

ARCHITECT OF RECORD:

SLCE*Architects, LLP*

841 BROADWAY
NEW YORK, NY 10003
TEL.: (212) 979-8400
FAX.: (212) 979-8387

DESIGN ARCHITECT:

SOM

14 WALL STREET
NEW YORK, NY 10005
TEL.: 212.298.9336
FAX.: 212.298.9500

STRUCTURAL ENGINEER:

DESIMONE

18 WEST 18th STREET
NEW YORK, NY 10011
TEL.: (212) 532-2211
FAX.: (212) 481-6108

MEP ENGINEER:

WSP • FLACK+KURTZ

512 SEVENTH AVENUE
NEW YORK, NY 10011
TEL.: (212) 532-9600

BUILDING ENVELOPE CONSULTANT:

GMS
GILSANZ MURRAY STEFICEK LLP

129 WEST 27th STREET
NEW YORK, NY 10001
TEL.: (212) 254-0030

| No: | Date: | Revision: |
|---|---|---|
| | 10-10-12 | DOB FILING |
| | 04-20-12 | 100% DD |
| | 10-14-11 | 100% SD |

NORTH ARROW

SCALE 1/4" = 1'-0"

KEY PLAN:

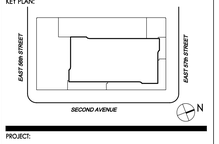


PROJECT:

252 EAST 57th STREET
NEW YORK, NY

TITLE:

PLBG SUB-CELLAR 1
PLAN-NORTH

SEAL & SIGNATURE:

| | |
|---|---|
| SCALE: | AS SHOWN |
| DATE: | 09-02-11 |
| PROJECT No: | 2011-14 |
| FILE No: | 250 EAST 57th STREET |
| DRAWN BY: | VL |
| CHECKED BY: | EG |
| DWG. No.: | P-105.00 |

P-105 N SUBC 1.dwg 7 OF 63

DEPT OF BLDGS 121305323 Job Number
ES0456513952 Scan Code

EAST 56th STREET

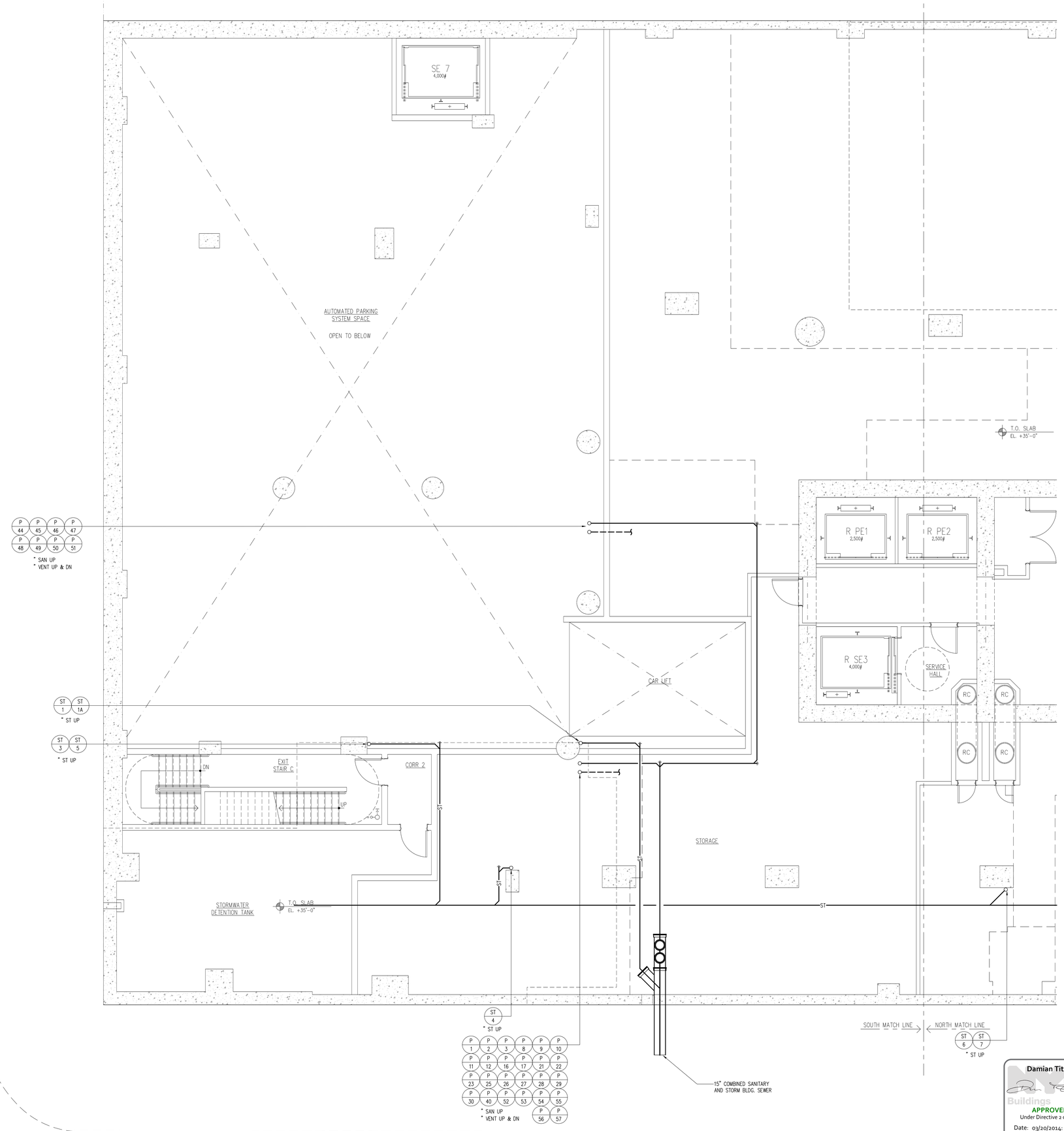


SECOND AVENUE

OWNER:
SNOWPLOW LLC
950 THIRD AVENUE
NEW YORK, NY 10022
TEL.: (212) 486-2000

ARCHITECT OF RECORD:
SLCE*Architects, LLP*
841 BROADWAY
NEW YORK, NY 10003
TEL.: (212) 979-8400
FAX.: (212) 979-8387

DESIGN ARCHITECT:
SOM
14 WALL STREET
NEW YORK, NY 10005
TEL.: 212.298.9336
FAX.: 212.298.9500

STRUCTURAL ENGINEER:
DESIMONE
18 WEST 18th STREET
NEW YORK, NY 10011
TEL.: (212) 532-2211
FAX.: (212) 481-6108

MEP ENGINEER:
WSP • FLACK+KURTZ
512 SEVENTH AVENUE
NEW YORK, NY 10011
TEL.: (212) 532-9600

BUILDING ENVELOPE CONSULTANT:
GBS
GILSANZ MURRAY STEFICEK LLP
129 WEST 27th STREET
NEW YORK, NY 10001
TEL.: (212) 254-0030

| No: | Date: | Revision: |
|---|---|---|
| | 10-10-12 | DOB FILING |
| | 04-20-12 | 100% DD |
| | 10-14-11 | 100% SD |

NORTH ARROW SCALE 1/4" = 1'-0"

KEY PLAN:

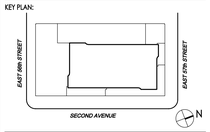


PROJECT:
# 252 EAST 57th STREET NEW YORK, NY

TITLE:
PLBG CELLAR PLAN-SOUTH

Damian Titus
NYC Buildings
APPROVED
Under Directive 2 of 1975
Date: 03/20/2014:
NYC Development Hub

SEAL & SIGNATURE:

| | |
|---|---|
| SCALE: | AS SHOWN |
| DATE: | 09-02-11 |
| PROJECT No: | 2011-14 |
| FILE No: | 250 EAST 57th STREET |
| DRAWN BY: | VL |
| CHECKED BY: | EG |

DWG. No.:
P-106.00

P-106 S CEL.dwg 9 OF 63

DEPT OF BLDGS 121305523 Job Number

B1905261760 Scan Code

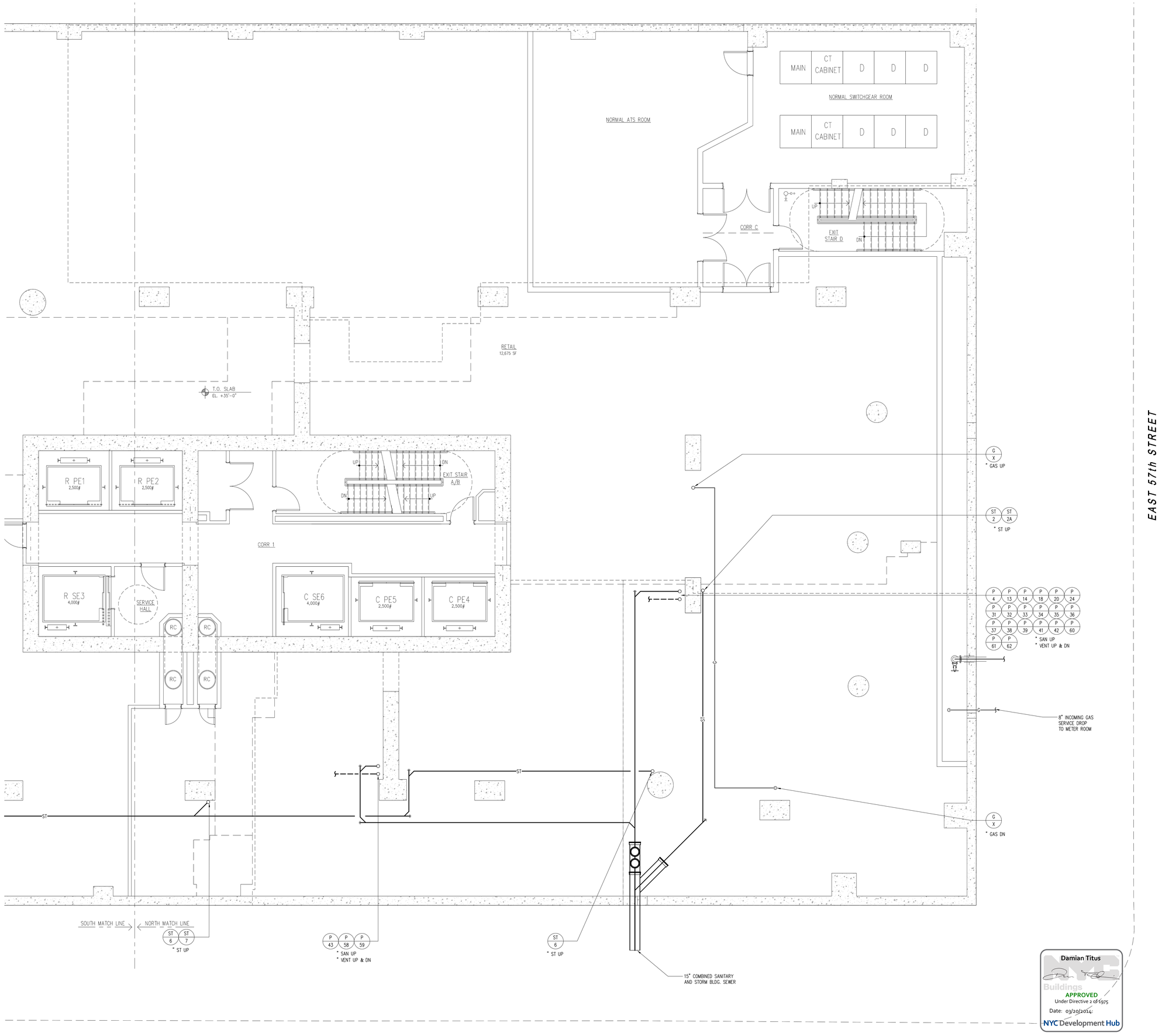


Damian Titus
Buildings
APPROVED
Under Directive 2 of 1975
Date: 03/20/2014.
NYC Development Hub

OWNER:

SNOWPLOW LLC
950 THIRD AVENUE
NEW YORK, NY 10022
TEL.: (212) 486-2000

ARCHITECT OF RECORD:

SLCE*Architects, LLP*
841 BROADWAY
NEW YORK, NY 10003
TEL.: (212) 979-8400
FAX.: (212) 979-8387

DESIGN ARCHITECT:

SOM
14 WALL STREET
NEW YORK, NY 10005
TEL.: 212.298.9336
FAX.: 212.298.9500

STRUCTURAL ENGINEER:

DESIMONE
18 WEST 18th STREET
NEW YORK, NY 10011
TEL.: (212) 532-2211
FAX.: (212) 481-6108

MEP ENGINEER:

WSP • FLACK+KURTZ
512 SEVENTH AVENUE
NEW YORK, NY 10011
TEL.: (212) 532-9600

BUILDING ENVELOPE CONSULTANT:

GMS
GILSANZ MURRAY STEFICEK LLP
129 WEST 27th STREET
NEW YORK, NY 10001
TEL.: (212) 254-0030

| No: | Date: | Revision: |
|---|---|---|
| | 10-10-12 | DOB FILING |
| | 04-20-12 | 100% DD |
| | 10-14-11 | 100% SD |

NORTH ARROW SCALE 1/4" = 1'-0"

KEY PLAN:

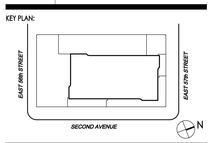


PROJECT:

252 EAST 57th STREET
NEW YORK, NY

TITLE:

PLBG CELLAR
PLAN-NORTH

SEAL & SIGNATURE:

| | |
|---|---|
| SCALE: | AS SHOWN |
| DATE: | 09-02-11 |
| PROJECT No: | 2011-14 |
| FILE No: | 250 EAST 57th STREET |
| DRAWN BY: | VL |
| CHECKED BY: | BG |
| DWG. No.: | P-107.00 |

P-107 N CEL.dwg 9 OF 63

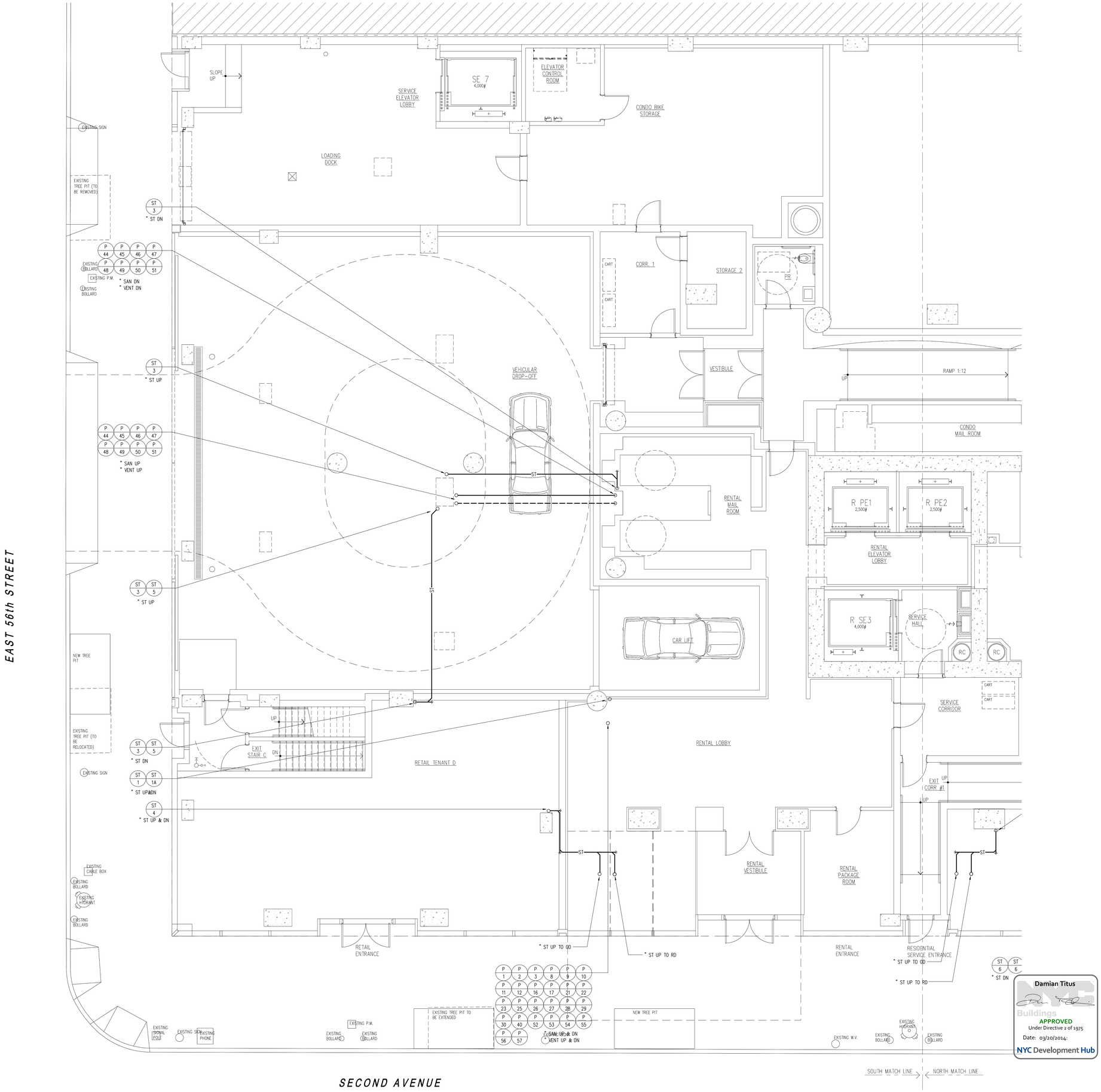


Damian Titus
Buildings
APPROVED
Under Directive 2 of 1975
Date: 03/20/2014:
NYC Development Hub

OWNER:

SNOWPLOW LLC
950 THIRD AVENUE
NEW YORK, NY 10022
TEL.: (212) 486-2000

ARCHITECT OF RECORD:

SLCE*Architects, LLP*
841 BROADWAY
NEW YORK, NY 10003
TEL.: (212) 979-8400
FAX.: (212) 979-8387

DESIGN ARCHITECT:

SOM
14 WALL STREET
NEW YORK, NY 10005
TEL.: 212.298.9336
FAX.: 212.298.9300

STRUCTURAL ENGINEER:

DESIMONE
18 WEST 18th STREET
NEW YORK, NY 10011
TEL.: (212) 532-2211
FAX.: (212) 481-6108

MEP ENGINEER:

WSP · FLACK+KURTZ
512 SEVENTH AVENUE
NEW YORK, NY 10011
TEL.: (212) 532-9600

BUILDING ENVELOPE CONSULTANT:

GMS
GILSANZ MURRAY STEFICEK LLP
129 WEST 27th STREET
NEW YORK, NY 10001
TEL.: (212) 254-0030

| No: | Date: | Revision: |
|---|---|---|
| | 10-10-12 | DOB FILING |
| | 04-20-12 | 100% DD |
| | 10-14-11 | 100% SD |

NORTH ARROW SCALE 1/4" = 1'-0"

KEY PLAN:

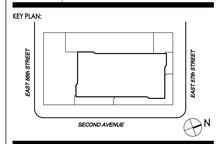


PROJECT:

252 EAST 57th STREET
NEW YORK, NY

TITLE:

PLBG 1ST
FLOOR PLAN-SOUTH

SEAL & SIGNATURE:

| | |
|---|---|
| SCALE: | AS SHOWN |
| DATE: | 09-02-11 |
| PROJECT No: | 2011-14 |
| FILE No: | 250 EAST 57th STREET |
| DRAWN BY: | VL |
| CHECKED BY: | EG |
| DWG. No.: | P-108.00 |

P-108 S 1.dwg 10 OF 63

DEPT OF BLDGS 121305525 Job Number

E2009353239 Scan Code

RETAIL TENANT A

RETAIL VEST A

RETAIL ENTRANCE

EXISTING LIGHT POLE

EXISTING T.S.P.

EXISTING TREE PIT TO BE REMOVED

NEW TREE PIT

EXISTING TREE PIT TO BE REMOVED

GRANITE CURB

EXIT STAIR D

DN

UP

CART

CART

CONDO PACKAGE ROOM

CLOSET

CONCIERGE

CONDO VESTIBULE

CONDO LOBBY

PASSAGE

RAMP 1:12

RAMP 1:12

UP

UP

CONDO MAIL ROOM

CONDO STORAGE

R PE1 2,500#

R PE2 2,500#

RENTAL ELEVATOR LOBBY

RAMP 1:12

UP

UP

DN

DN

UP

EXIT STAIR A / B

UP

CONDO ELEVATOR LOBBY

EXIT CORR #2

R SE3 4,000#

SERVICE HALL

RC

RC

C SE6 4,000#

C PE5 2,500#

C PE4 2,500#

SERVICE CORRIDOR

CART

CART

RETAIL TENANT C

RETAIL TENANT B

RETAIL ENTRANCE

UP

EXIT CORR #1

UP

UP

* ST DN

ST

ST

RENTAL PACKAGE ROOM

RENTAL ENTRANCE

RESIDENTIAL SERVICE ENTRANCE

* ST UP TO OD

* ST UP TO RD

ST 6 ST 6

* ST DN

P 43 P 58 P 59

* SAN UP & DN

* VENT UP & DN

RETAIL ENTRANCE

ST 6 ST 6

* ST UP

ST 8

* ST DN

EXISTING BUS SHELTER

EXISTING BUS TICKET VENDING MACHINES

NEW TREE PIT

EXISTING SIGN

EXISTING PHONE

EXISTING LIGHT POLE

EXISTING H.V.

EXISTING HYDRANT

EXISTING BOLLARD

EXISTING BOLLARD

EXISTING LIGHT POLE

SOUTH MATCH LINE

NORTH MATCH LINE

G X

* GAS UP & DN

4" ST UP TO RD

4" ST UP TO OD

ST 8

* ST UP

ST 2 ST 2A

* ST UP& DN

P 4 P 5 P 6 P 7 P 13 P 14

P 15 P 18 P 19 P 20 P 24 P 31

P 32 P 33 P 34 P 35 P 36 P 37

P 38 P 41 P 42 P 60 P 61 P 62

* SAN UP & DN

* VENT UP & DN

EXISTING TREE PIT TO BE EXTENDED

EXISTING BOLLARD

EXISTING H2O SAMPLE STATION

EXISTING BOLLARD

EXISTING SIGN

EXISTING SIGN

EXISTING SIGNAL POLE

EXISTING MON. COVER

SECOND AVENUE

Damian Titus

Building

APPROVED

Under Directive 2 of 1975

Date: 03/20/2014:

NYC Development Hub

OWNER:

SNOWPLOW LLC

950 THIRD AVENUE
NEW YORK, NY 10022
TEL.: (212) 486-2000

ARCHITECT OF RECORD:

SLCE*Architects, LLP*

841 BROADWAY
NEW YORK, NY 10003
TEL.: (212) 979-8400
FAX.: (212) 979-8387

DESIGN ARCHITECT:

SOM

14 WALL STREET
NEW YORK, NY 10005
TEL.: 212.298.9336
FAX.: 212.298.9500

STRUCTURAL ENGINEER:

DESIMONE

18 WEST 18th STREET
NEW YORK, NY 10011
TEL.: (212) 532-2211
FAX.: (212) 481-6108

MEP ENGINEER:

WSP • FLACK+KURTZ

512 SEVENTH AVENUE
NEW YORK, NY 10011
TEL.: (212) 532-9600

BUILDING ENVELOPE CONSULTANT:

GMS

GILSANZ MURRAY STEFICEK LLP

129 WEST 27th STREET
NEW YORK, NY 10001
TEL.: (212) 254-0030

| No: | Date: | Revision: |
|---|---|---|
| | 10-10-12 | DOB FILING |
| | 04-20-12 | 100% DD |
| | 10-14-11 | 100% SD |

NORTH ARROW

SCALE 1/4" = 1'-0"

KEY PLAN:

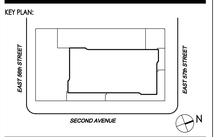


PROJECT:

252 EAST 57th STREET
NEW YORK, NY

TITLE:

PLBG 1ST
FLOOR PLAN-NORTH

SEAL & SIGNATURE:

STATE OF NEW YORK — ERIC GUSTAFSON — 082 — PROFESSIONAL ENGINEER

| | |
|---|---|
| SCALE: | AS SHOWN |
| DATE: | 09-02-11 |
| PROJECT No: | 2011-14 |
| FILE No: | 250 EAST 57th STREET |
| DRAWN BY: | VL |
| CHECKED BY: | EG |
| DWG. No.: | P-109.00 |

P-109 N 1.dwg 11 OF 63

DEPT OF BLDGS 121305523 Job Number
ES1978529000 Scan Code

EAST 56th STREET

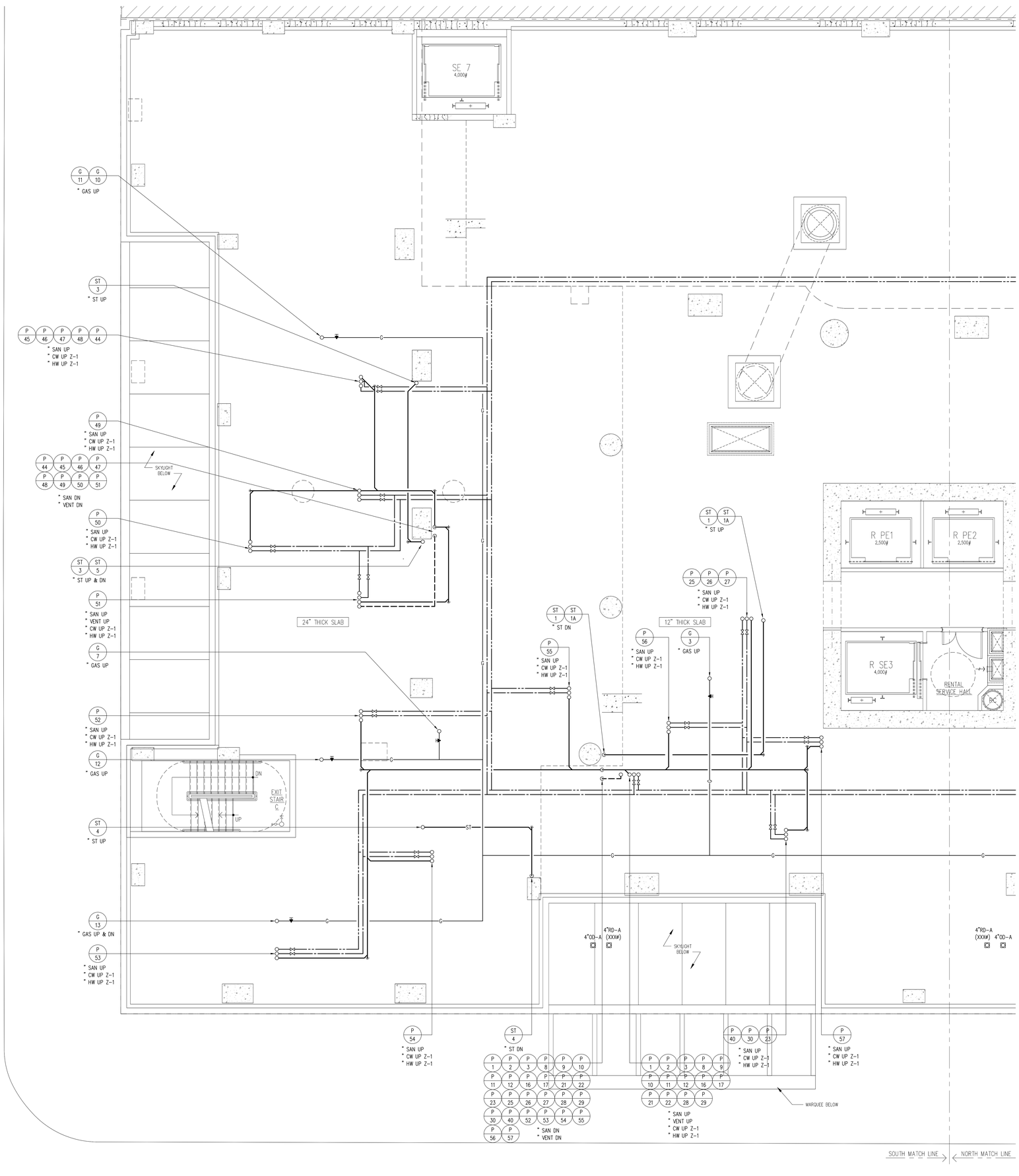


OWNER:

SNOWPLOW LLC

950 THIRD AVENUE
NEW YORK, NY 10022
TEL.: (212) 486-2000

ARCHITECT OF RECORD:

SLCE*Architects, LLP*

841 BROADWAY
NEW YORK, NY 10003
TEL.: (212) 979-8400
FAX.: (212) 979-8387

DESIGN ARCHITECT:

SOM

14 WALL STREET
NEW YORK, NY 10005
TEL.: 212.298.9336
FAX.: 212.298.9500

STRUCTURAL ENGINEER:

DESIMONE

18 WEST 18th STREET
NEW YORK, NY 10011
TEL.: (212) 532-2211
FAX.: (212) 481-6108

MEP ENGINEER:

WSP • FLACK+KURTZ

512 SEVENTH AVENUE
NEW YORK, NY 10011
TEL.: (212) 532-9600

BUILDING ENVELOPE CONSULTANT:

GBS
GILSANZ MURRAY STEFICEK LLP

129 WEST 27th STREET
NEW YORK, NY 10001
TEL.: (212) 254-0030

| No: | Date: | Revision: |
|---|---|---|
| | 10-10-12 | DOB FILING |
| | 04-20-12 | 100% DD |
| | 10-14-11 | 100% SD |

NORTH ARROW SCALE 1/8" = 1'-0"

KEY PLAN:

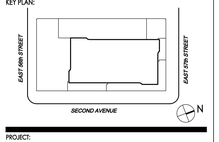


PROJECT:

252 EAST 57th STREET
NEW YORK, NY

TITLE:

PLBG 2ND
FLOOR PLAN-SOUTH

SEAL & SIGNATURE:

Damian Titus
NYC Buildings
APPROVED
Under Directive 2 of 1975
Date: 03/20/2014:
NYC Development Hub

| | |
|---|---|
| SCALE: | AS SHOWN |
| DATE: | 09-03-11 |
| PROJECT No: | 2011-14 |
| FILE No: | 250 EAST 57th STREET |
| DRAWN BY: | VL |
| CHECKED BY: | EG |
| DWG. No.: | P-110.00 |

P-110 S 2.dwg 12 OF 63

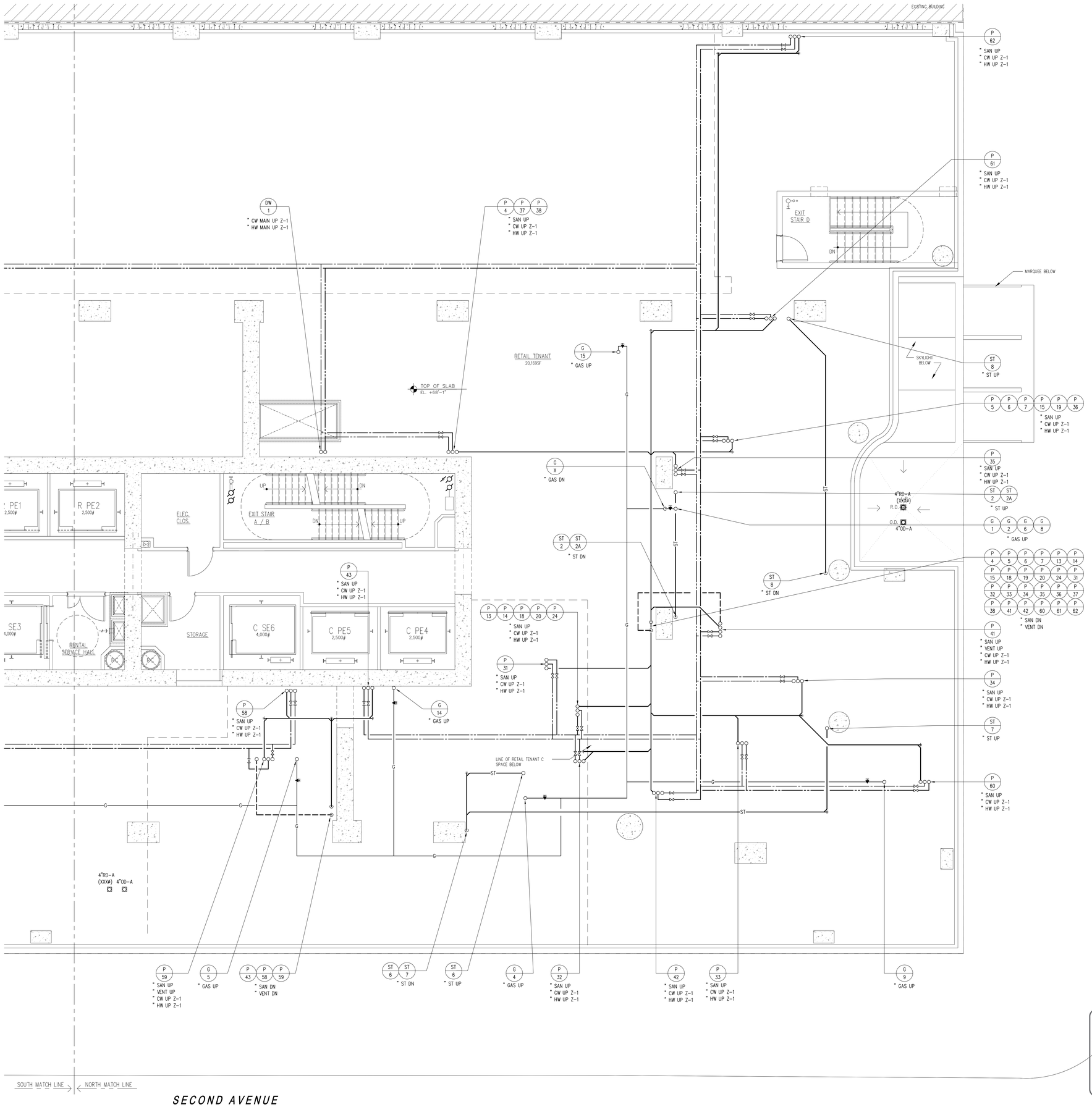


Damian Titus
Buildings
APPROVED
Under Directive 2 of 1975
Date: 03/20/2014:
NYC Development Hub

OWNER:

SNOWPLOW LLC

950 THIRD AVENUE
NEW YORK, NY 10022
TEL.: (212) 486-2000

ARCHITECT OF RECORD:

SLCE*Architects, LLP*

841 BROADWAY
NEW YORK, NY 10003
TEL.: (212) 979-8400
FAX.: (212) 979-8387

DESIGN ARCHITECT:

SOM

14 WALL STREET
NEW YORK, NY 10005
TEL.: 212.298.9336
FAX.: 212.298.9300

STRUCTURAL ENGINEER:

DESIMONE

18 WEST 18th STREET
NEW YORK, NY 10011
TEL.: (212) 532-2211
FAX.: (212) 481-6108

MEP ENGINEER:

WSP · FLACK+KURTZ

512 SEVENTH AVENUE
NEW YORK, NY 10011
TEL.: (212) 532-9600

BUILDING ENVELOPE CONSULTANT:

GMS
GILSANZ MURRAY STEFICEK LLP

129 WEST 27th STREET
NEW YORK, NY 10001
TEL.: (212) 254-0030

| No: | Date: | Revision: |
|---|---|---|
| | 10-10-12 | DOB FILING |
| | 04-20-12 | 100% DD |
| | 10-14-11 | 100% SD |

NORTH ARROW SCALE 1/4" = 1'-0"

KEY PLAN:

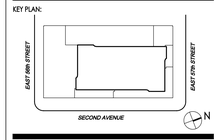


PROJECT:

252 EAST 57th STREET
NEW YORK, NY

TITLE:

PLBG 2ND
FLOOR PLAN-NORTH

SEAL & SIGNATURE:

| | |
|---|---|
| SCALE: | AS SHOWN |
| DATE: | 09-02-11 |
| PROJECT No: | 2011-14 |
| FILE No: | 250 EAST 57th STREET |
| DRAWN BY: | VL |
| CHECKED BY: | EG |
| DWG. No.: | P-111.00 |

P-111 N 2.dwg 13 OF 63

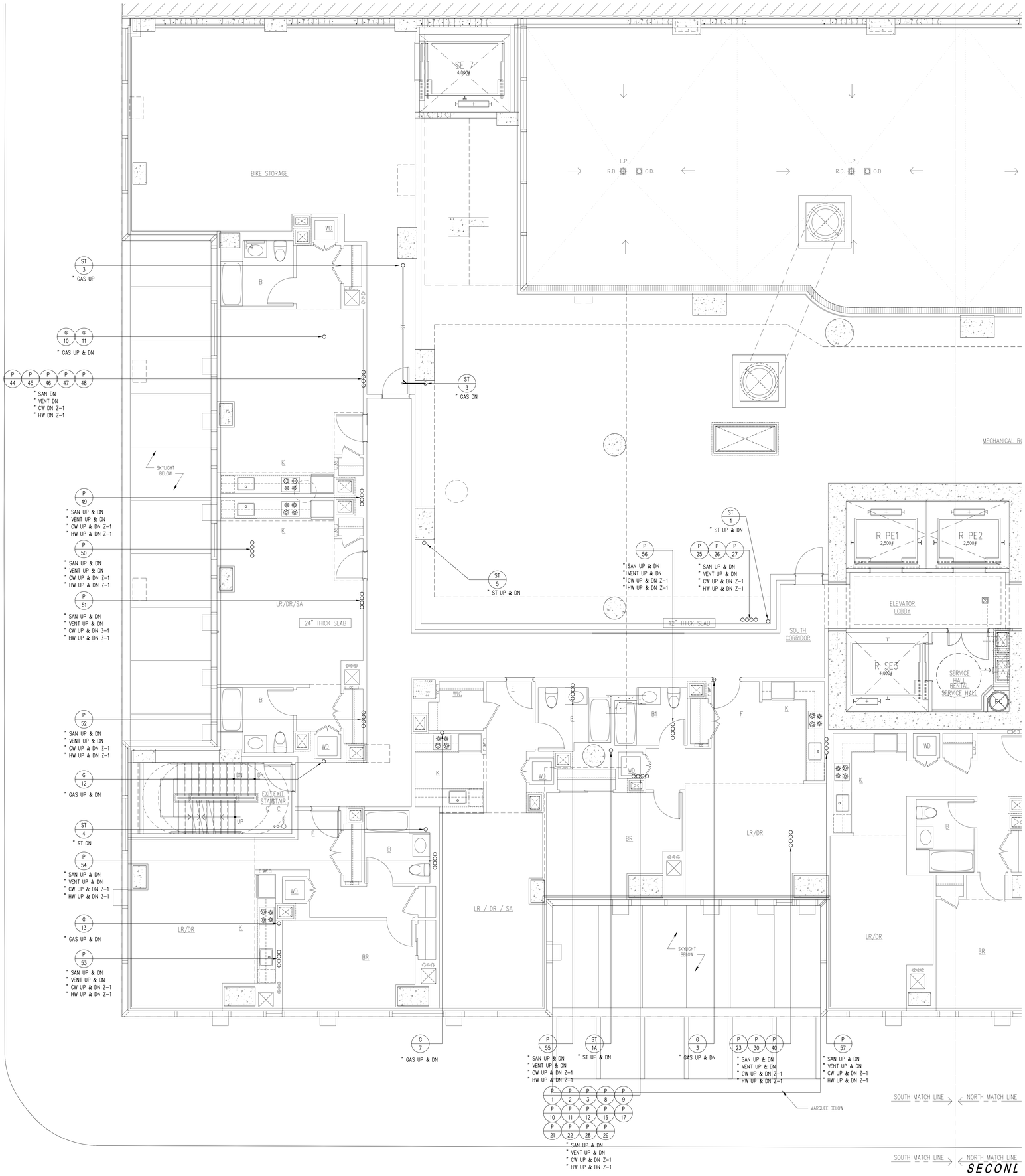


Damian Titus
Buildings
APPROVED
Under Directive 2 of 1975
Date: 03/20/2014:
NYC Development Hub

OWNER:

SNOWPLOW LLC
950 THIRD AVENUE
NEW YORK, NY 10022
TEL.: (212) 486-2000

ARCHITECT OF RECORD:

SLCE*Architects, LLP*
841 BROADWAY
NEW YORK, NY 10003
TEL.: (212) 979-8400
FAX.: (212) 979-8387

DESIGN ARCHITECT:

SOM
14 WALL STREET
NEW YORK, NY 10005
TEL.: 212.298.9336
FAX.: 212.298.9300

STRUCTURAL ENGINEER:

DESIMONE
18 WEST 18th STREET
NEW YORK, NY 10011
TEL.: (212) 532-2211
FAX.: (212) 481-6108

MEP ENGINEER:

WSP · FLACK+KURTZ
512 SEVENTH AVENUE
NEW YORK, NY 10011
TEL.: (212) 532-9600

BUILDING ENVELOPE CONSULTANT:

GMS
GILSANZ MURRAY STEFICEK LLP
129 WEST 27th STREET
NEW YORK, NY 10001
TEL.: (212) 254-0030

| No: | Date: | Revision: |
|---|---|---|
| | 10-10-12 | DOB FILING |
| | 04-20-12 | 100% DD |
| | 10-14-11 | 100% SD |

NORTH ARROW SCALE 1/4" = 1'-0"

KEY PLAN:

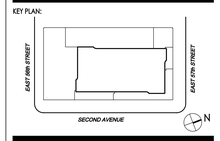


PROJECT:

252 EAST 57th STREET
NEW YORK, NY

TITLE:

PLBG 3RD
FLOOR PLAN-SOUTH

SEAL & SIGNATURE:

| | |
|---|---|
| SCALE: | AS SHOWN |
| DATE: | 09-02-11 |
| PROJECT No: | 2011-14 |
| FILE No: | 250 EAST 57th STREET |
| DRAWN BY: | VL |
| CHECKED BY: | EG |
| DWG. No.: | P-112.00 |

P-112 S 3.dwg 14 OF 43

DEPT OF BLDGS 121305323 Job Number
ES497508606 Scan Code

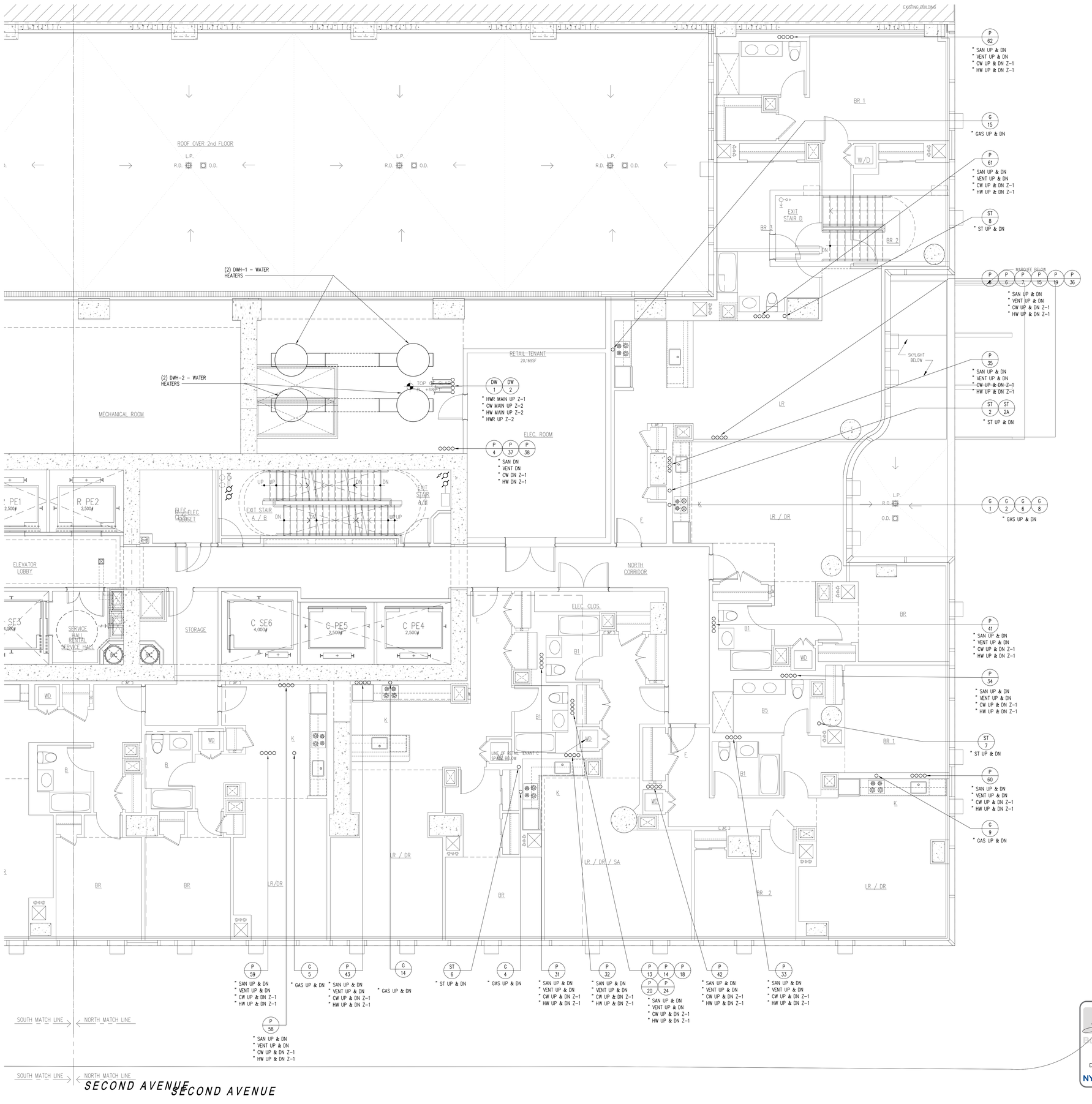


OWNER:
SNOWPLOW LLC
950 THIRD AVENUE
NEW YORK, NY 10022
TEL.: (212) 486-2000

ARCHITECT OF RECORD:
SLCE*Architects, LLP*
841 BROADWAY
NEW YORK, NY 10003
TEL.: (212) 979-8400
FAX.: (212) 979-8387

DESIGN ARCHITECT:
SOM
14 WALL STREET
NEW YORK, NY 10005
TEL.: 212.298.9336
FAX.: 212.298.9500

STRUCTURAL ENGINEER:
DESIMONE
18 WEST 18th STREET
NEW YORK, NY 10011
TEL.: (212) 532-2211
FAX.: (212) 481-6108

MEP ENGINEER:
WSP • FLACK+KURTZ
512 SEVENTH AVENUE
NEW YORK, NY 10011
TEL.: (212) 532-9600

BUILDING ENVELOPE CONSULTANT:
GMS
GILSANZ MURRAY STEFICEK LLP
129 WEST 27th STREET
NEW YORK, NY 10001
TEL.: (212) 254-0030

| No: | Date: | Revision: |
|---|---|---|
| | 10-10-12 | DOB FILING |
| | 04-20-12 | 100% DD |
| | 10-14-11 | 100% SD |

NORTH ARROW SCALE 1/4" = 1'-0"

KEY PLAN:

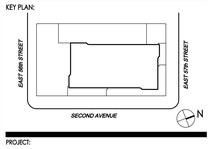


PROJECT:
# 252 EAST 57th STREET NEW YORK, NY

TITLE:
PLBG 3RD FLOOR PLAN-NORTH

SEAL & SIGNATURE:

| | |
|---|---|
| SCALE: | AS SHOWN |
| DATE: | 09-03-11 |
| PROJECT No: | 2011-14 |
| FILE No: | 250 EAST 57th STREET |
| DRAWN BY: | VL |
| CHECKED BY: | EG |
| DWG. No.: | P-113.00 |

P-113 N 3.dwg 15 OF 63

Damian Titus
NYC Buildings
APPROVED
Under Directive 2 of 1975
Date: 03/20/2014:
NYC Development Hub

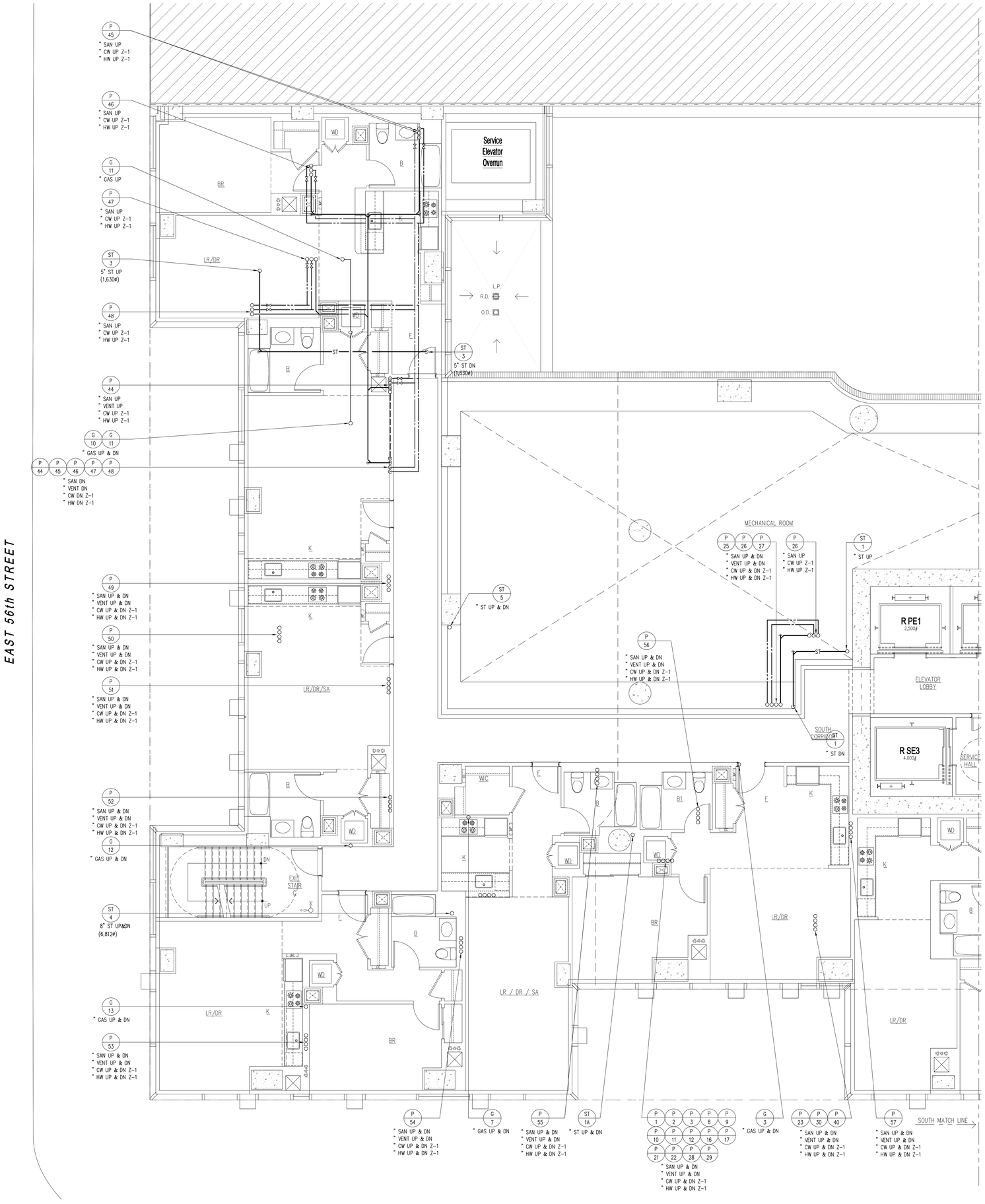


Damian Titus
Buildings
APPROVED
Under Directive 2 of 1975
Date: 03/20/2014:
NYC Development Hub

OWNER:

SNOWPLOW LLC
950 THIRD AVENUE
NEW YORK, NY 10022
TEL.: (212) 486-2000

ARCHITECT OF RECORD:

SLCE*Architects, LLP*
841 BROADWAY
NEW YORK, NY 10003
TEL.: (212) 979-8400
FAX.: (212) 979-8387

DESIGN ARCHITECT:

SOM
14 WALL STREET
NEW YORK, NY 10005
TEL.: 212.298.9336
FAX.: 212.298.9300

STRUCTURAL ENGINEER:

DESIMONE
18 WEST 18th STREET
NEW YORK, NY 10011
TEL.: (212) 532-2211
FAX.: (212) 481-6108

MEP ENGINEER:

WSP · FLACK+KURTZ
512 SEVENTH AVENUE
NEW YORK, NY 10011
TEL.: (212) 532-9600

BUILDING ENVELOPE CONSULTANT:

GMS
GILSANZ MURRAY STEFICEK LLP
129 WEST 27th STREET
NEW YORK, NY 10001
TEL.: (212) 254-0030

| No: | Date: | Revision: |
|---|---|---|
| | 10-10-12 | DOB FILING |
| | 04-20-12 | 100% DD |
| | 10-14-11 | 100% SD |

NORTH ARROW SCALE 1/4" = 1'-0"

KEY PLAN:

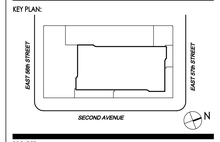


PROJECT:

252 EAST 57th STREET
NEW YORK, NY

TITLE:

PLBG 4TH
FLOOR PLAN-SOUTH

SEAL & SIGNATURE:

| | |
|---|---|
| SCALE: | AS SHOWN |
| DATE: | 09-02-11 |
| PROJECT No: | 2011-14 |
| FILE No: | 250 EAST 57th STREET |
| DRAWN BY: | VL |
| CHECKED BY: | EG |
| DWG. No.: | P-114.00 |

P-114 S 4.dwg 16 OF 63

DEPT OF BLDGS 121305324 Job Number

ES7550795BS Scan Code

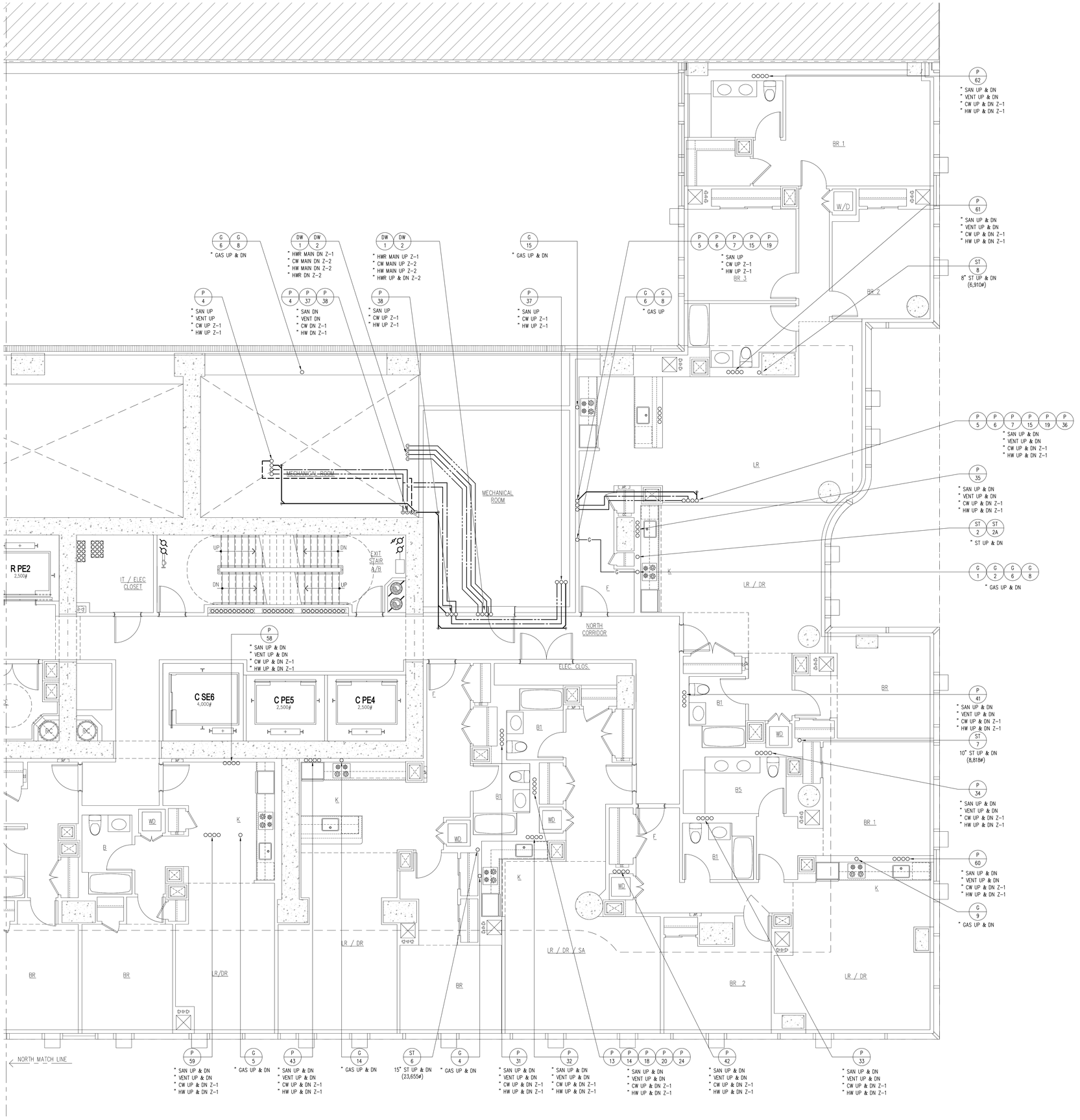


EAST 57th STREET

Damian Titus
Buildings
APPROVED
Under Directive 2 of 1975
Date: 03/20/2014:
NYC Development Hub

OWNER:

SNOWPLOW LLC

950 THIRD AVENUE
NEW YORK, NY 10022
TEL.: (212) 486-2000

ARCHITECT OF RECORD:

SLCE*Architects, LLP*

841 BROADWAY
NEW YORK, NY 10003
TEL.: (212) 979-8400
FAX.: (212) 979-8387

DESIGN ARCHITECT:

SOM

14 WALL STREET
NEW YORK, NY 10005
TEL.: 212.298.9336
FAX.: 212.298.9500

STRUCTURAL ENGINEER:

DESIMONE

18 WEST 18th STREET
NEW YORK, NY 10011
TEL.: (212) 532-2211
FAX.: (212) 481-6108

MEP ENGINEER:

WSP • FLACK+KURTZ

512 SEVENTH AVENUE
NEW YORK, NY 10011
TEL.: (212) 532-9600

BUILDING ENVELOPE CONSULTANT:

GMS
GILSANZ MURRAY STEFICEK LLP

129 WEST 27th STREET
NEW YORK, NY 10001
TEL.: (212) 254-0030

| No: | Date: | Revision: |
|---|---|---|
| | 10-10-12 | DOB FILING |
| | 04-20-12 | 100% DD |
| | 10-14-11 | 100% SD |

NORTH ARROW SCALE 1/4" = 1'-0"

KEY PLAN:

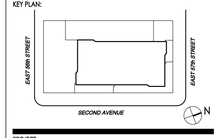


PROJECT:

252 EAST 57th STREET
NEW YORK, NY

TITLE:

PLBG 4TH
FLOOR PLAN-NORTH

SEAL & SIGNATURE:

| | |
|---|---|
| SCALE: | AS SHOWN |
| DATE: | 09-02-11 |
| PROJECT No: | 2011-14 |
| FILE No: | 250 EAST 57th STREET |
| DRAWN BY: | VL |
| CHECKED BY: | EG |
| DWG. No.: | P-115.00 |

P-115 N 4.dwg 17 OF 63

DEPT OF BLDGS 121305324 Job Number
E-DES7.330484 Scan Code

EAST 56th STREET

P 45 — * SAN UP & DN; * VENT UP & DN; * CW UP & DN Z-1; * HW UP & DN Z-1
P 46 — * SAN UP & DN; * VENT UP & DN; * CW UP & DN Z-1; * HW UP & DN Z-1
G 11 — * GAS UP & DN
P 47 — * SAN UP & DN; * VENT UP & DN; * CW UP & DN Z-1; * HW UP & DN Z-1
ST 3 — 5" ST UP & DN (1,630#)
P 48 — * SAN UP & DN; * VENT UP & DN; * CW UP & DN Z-1; * HW UP & DN Z-1
P 44 — * SAN UP & DN; * VENT UP & DN; * CW UP & DN Z-1; * HW UP & DN Z-1
G 10 — * GAS UP & DN
P 49 — * SAN UP & DN; * VENT UP & DN; * CW UP & DN Z-1; * HW UP & DN Z-1
P 50 — * SAN UP & DN; * VENT UP & DN; * CW UP & DN Z-1; * HW UP & DN Z-1
P 51 — * SAN UP & DN; * VENT UP & DN; * CW UP & DN Z-1; * HW UP & DN Z-1
P 52 — * SAN UP & DN; * VENT UP & DN; * CW UP & DN Z-1; * HW UP & DN Z-1
G 12 — * GAS UP & DN
ST 4 — 8" ST UP&DN (6,812#)
G 13 — * GAS UP & DN
P 53 — * SAN UP & DN; * VENT UP & DN; * CW UP & DN Z-1; * HW UP & DN Z-1

BR, LR/DR, LR/DR/SA, LR / DR / SA, K, B, B1, WD, F, WIC, DN, UP, EXIT STAIR, ROOF OVER 4th FLOOR, L.P., R.D., O.D., ROOF OVER 3rd FLOOR, C1-9, C1-9.1

ST 5 — 12" ST UP & DN (17,194#)
P 56 — * SAN UP & DN; * VENT UP & DN; * CW UP & DN Z-1; * HW UP & DN Z-1
P 25 P 27 — * SAN DN; * VENT DN; * CW DN Z-1; * HW DN Z-1
P 25 P 27 — * SAN UP; * VENT UP; * HW UP Z-1
P 26 — * SAN UP & DN; * VENT UP & DN; * CW DN Z-1; * HW UP & DN Z-1
ST 1 — * ST UP & DN
P 58 — * SAN UP & DN; * VENT UP & DN; * CW UP & DN Z-1; * HW UP & DN Z-1

KIDS ROOM, WATER COOLER, PR, TX 16, GYM, R PE1 2,500#, R PE2 2,500#, ELEVATOR SHAFT, IT / CLO, 6'-9", ELEVATOR LOBBY, R SF3 ELEVATOR SHAFT, SERVICE HALL, SOUTH CORR

P 54 — * SAN UP & DN; * VENT UP & DN; * CW UP & DN Z-1; * HW UP & DN Z-1
G 7 — * GAS UP & DN
P 55 — * SAN UP & DN; * VENT UP & DN; * CW UP & DN Z-1; * HW UP & DN Z-1
ST 1A — * ST UP & DN
P 1 P 2 P 3 P 8 P 9; P 10 P 11 P 12 P 16 P 17; P 21 P 22 P 28 P 29 — * SAN UP & DN; * VENT UP & DN; * CW UP & DN Z-1; * HW UP & DN Z-1
G 3 — * GAS UP & DN
P 23 P 30 P 40 — * SAN UP & DN; * VENT UP & DN; * CW UP & DN Z-1; * HW UP & DN Z-1
P 57 — * SAN UP & DN; * VENT UP & DN; * CW UP & DN Z-1; * HW UP & DN Z-1

SOUTH MATCH LINE — NORTH MATCH LINE

Damian Titus
Buildings
APPROVED
Under Directive 2 of 1975
Date: 03/20/2014:
NYC Development Hub

OWNER:
SNOWPLOW LLC
950 THIRD AVENUE
NEW YORK, NY 10022
TEL.: (212) 486-2000

ARCHITECT OF RECORD:
SLCE*Architects, LLP*
841 BROADWAY
NEW YORK, NY 10003
TEL.: (212) 979-8400
FAX.: (212) 979-8387

DESIGN ARCHITECT:
SOM
14 WALL STREET
NEW YORK, NY 10005
TEL.: 212.298.9336
FAX.: 212.298.9500

STRUCTURAL ENGINEER:
DESIMONE
18 WEST 18th STREET
NEW YORK, NY 10011
TEL.: (212) 532-2211
FAX.: (212) 481-6108

MEP ENGINEER:
WSP • FLACK+KURTZ
512 SEVENTH AVENUE
NEW YORK, NY 10011
TEL.: (212) 532-9600

BUILDING ENVELOPE CONSULTANT:
GMS
GILSANZ MURRAY STEFICEK LLP
129 WEST 27th STREET
NEW YORK, NY 10001
TEL.: (212) 254-0030

| Nо: | Date: | Revision: |
|---|---|---|
| | 10-10-12 | DOB FILING |
| | 04-20-12 | 100% DD |
| | 10-14-11 | 100% SD |

NORTH ARROW — SCALE 1/4" = 1'-0"

KEY PLAN:
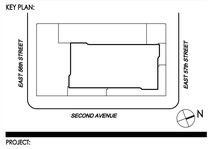


PROJECT:
252 EAST 57th STREET
NEW YORK, NY

TITLE:
PLBG 5TH FLOOR PLAN-SOUTH

SEAL & SIGNATURE:

| | |
|---|---|
| SCALE: | AS SHOWN |
| DATE: | 09-02-11 |
| PROJECT No: | 2011-14 |
| FILE No: | 250 EAST 57th STREET |
| DRAWN BY: | VL |
| CHECKED BY: | EG |
| DWG. No.: | P-116.00 |

P-116 5 5.dwg — 18 OF 63

DEPT OF BLDGS 121305323 Job Number
ES3474139S1 Scan Code

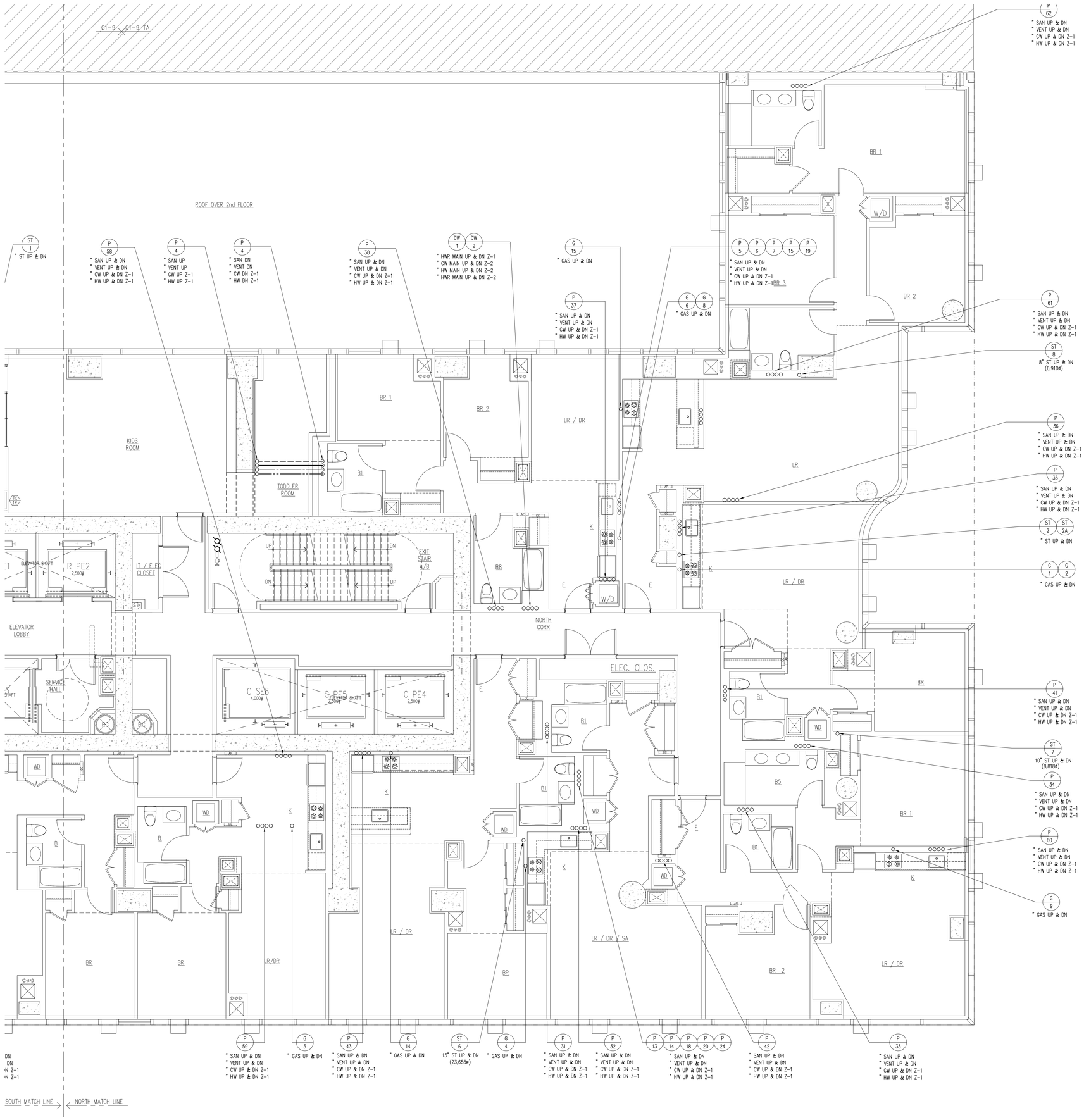


OWNER:
SNOWPLOW LLC
950 THIRD AVENUE
NEW YORK, NY 10022
TEL.: (212) 486-2000

ARCHITECT OF RECORD:
SLCE*Architects, LLP*
841 BROADWAY
NEW YORK, NY 10003
TEL.: (212) 979-8400
FAX.: (212) 979-8387

DESIGN ARCHITECT:
SOM
14 WALL STREET
NEW YORK, NY 10005
TEL.: 212.298.9336
FAX.: 212.298.9500

STRUCTURAL ENGINEER:
DESIMONE
18 WEST 18th STREET
NEW YORK, NY 10011
TEL.: (212) 532-2211
FAX.: (212) 481-6108

MEP ENGINEER:
WSP • FLACK+KURTZ
512 SEVENTH AVENUE
NEW YORK, NY 10011
TEL.: (212) 532-9600

BUILDING ENVELOPE CONSULTANT:
GBS
GILSANZ MURRAY STEFICEK LLP
129 WEST 27th STREET
NEW YORK, NY 10001
TEL.: (212) 254-0030

| No: | Date: | Revision: |
|---|---|---|
| | 10-10-12 | DOB FILING |
| | 04-20-12 | 100% DD |
| | 10-14-11 | 100% SD |

NORTH ARROW SCALE 1/4" = 1'-0"

KEY PLAN:

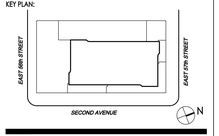


PROJECT:
# 252 EAST 57th STREET NEW YORK, NY

TITLE:
PLBG 5TH FLOOR PLAN-NORTH

SEAL & SIGNATURE:




| | |
|---|---|
| SCALE: | AS SHOWN |
| DATE: | 09-02-11 |
| PROJECT No: | 2011-14 |
| FILE No: | 250 EAST 57th STREET |
| DRAWN BY: | VL |
| CHECKED BY: | BG |
| DWG. No.: | P-117.00 |
| P-117N 5.dwg | 19 OF 63 |

Damian Titus
NYC Buildings
APPROVED
Under Directive 2 of 1975
Date: 03/20/2014:
NYC Development Hub

DEPT OF BLDGS 121305323 Job Number
IES7539977 Scan Code

EAST 56th STREET

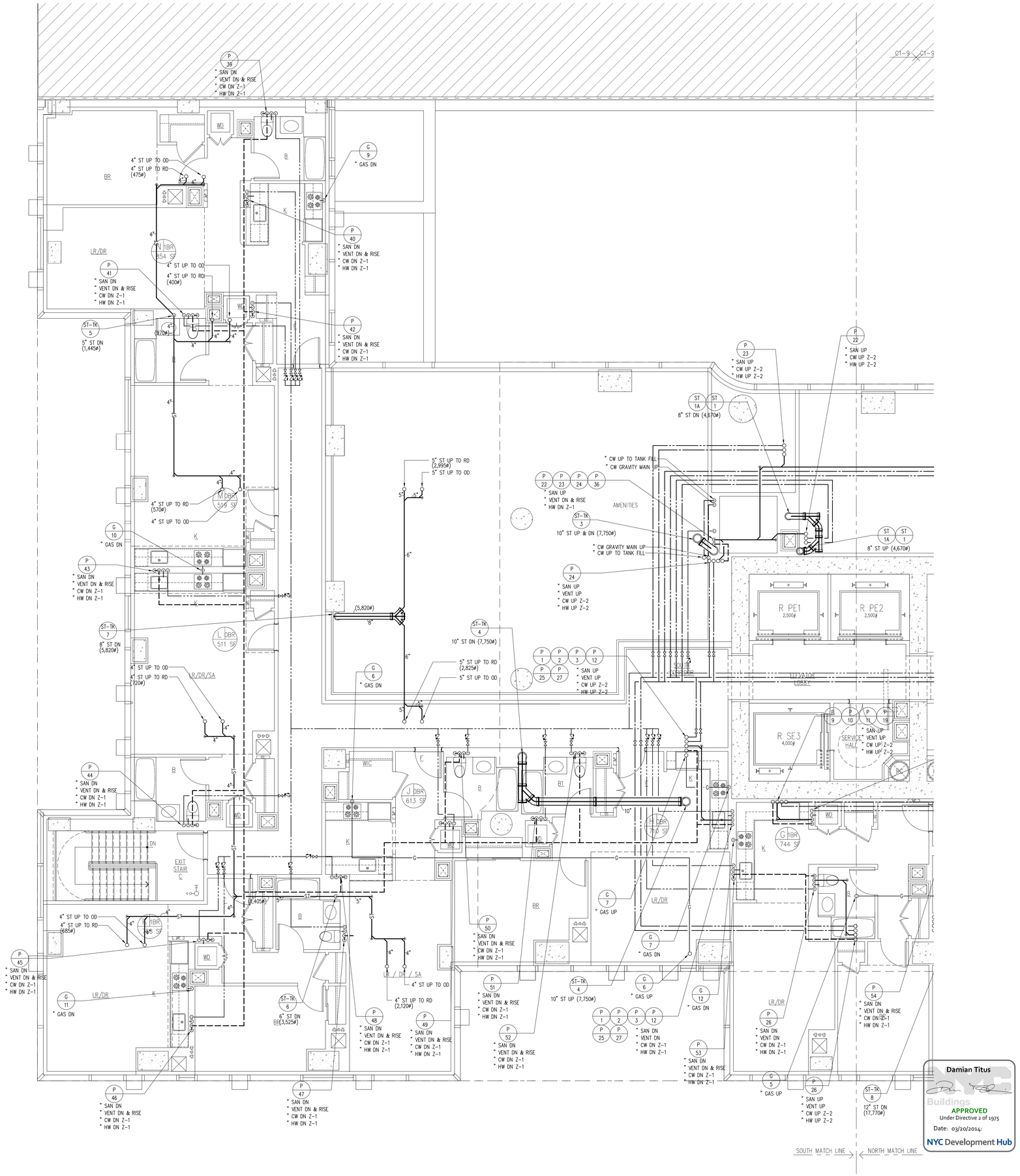


Damian Titus
DMC Buildings
APPROVED
Under Directive 2 of 1975
Date: 03/20/2014:
NYC Development Hub

OWNER:
SNOWPLOW LLC
950 THIRD AVENUE
NEW YORK, NY 10022
TEL.: (212) 486-2000

ARCHITECT OF RECORD:
SLCE*Architects, LLP*
841 BROADWAY
NEW YORK, NY 10003
TEL.: (212) 979-8400
FAX.: (212) 979-8387

DESIGN ARCHITECT:
SOM
14 WALL STREET
NEW YORK, NY 10005
TEL.: 212.298.9336
FAX.: 212.298.9500

STRUCTURAL ENGINEER:
DESIMONE
18 WEST 18th STREET
NEW YORK, NY 10011
TEL.: (212) 532-2211
FAX.: (212) 481-6108

MEP ENGINEER:
WSP • FLACK+KURTZ
512 SEVENTH AVENUE
NEW YORK, NY 10011
TEL.: (212) 532-9600

BUILDING ENVELOPE CONSULTANT:
GMS
GILSANZ MURRAY STEFICEK LLP
129 WEST 27th STREET
NEW YORK, NY 10001
TEL.: (212) 254-0030

| No: | Date: | Revision: |
|---|---|---|
| | 10-10-12 | DOB FILING |
| | 04-20-12 | 100% DD |
| | 10-14-11 | 100% SD |

NORTH ARROW SCALE 1/4" = 1'-0"

KEY PLAN:
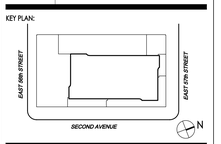


PROJECT:
252 EAST 57th STREET
NEW YORK, NY

TITLE:
PLBG 6TH FLOOR PLAN-SOUTH

SEAL & SIGNATURE:

| | |
|---|---|
| SCALE: | AS SHOWN |
| DATE: | 09-20-11 |
| PROJECT No: | 2011-14 |
| File No: | 250 EAST 57th STREET |
| DRAWN BY: | VL |
| CHECKED BY: | EG |
| DWG. No.: | P-118.00 |

P-118.5 6.dwg 20 OF 63

DEPT OF BLDGS 121505525 Job Number

E-DOB-2820000 Scan Code

EAST 57th STREET

SECOND AVENUE

SOUTH MATCH LINE

NORTH MATCH LINE

R PE1 2,500# | R PE2 2,500# | ELEC. CLOS. | R SE3 4,000# | SERVICE HALL | C SE5 4,000# | C PE5 2,500# | C PE4 2,500# | ELEVATOR LOBBY | G HBR 744 SF | F HBR 713 SF | E HBR 914 SF | D HBR 616 SF | C HBR 1,143 SF | A BBR 1,610 SF | B BBR 1,071 SF | BR 1 | BR 2 | BR 3 | LR | LR / DR | B1 | K | BR | WD

P 22 — " SAN UP " CW UP Z-2 " HW UP Z-2

P 36 — " SAN UP " CW UP Z-2 " HW UP Z-2

P 35 — " SAN DN " VENT DN " CW DN Z-1 " HW DN Z-1

P 35 — " SAN UP " VENT UP " CW UP Z-2 " HW UP Z-2

G 4 — " GAS UP & DN

ST 1A / ST 1 — 8" ST UP (4,670#)

P 34 — " SAN UP " VENT UP " CW UP Z-2 " HW UP Z-2

G 1 — " GAS UP

P 4 / P 13 — " SAN UP " VENT UP " CW UP Z-2 " HW UP Z-2

P 5 / P 14 / P 15 / P 20 / P 21 — " SAN UP " VENT UP " CW UP Z-2 " HW UP Z-2

P 4 / P 13 — " SAN DN " VENT DN " CW DN Z-1 " HW DN Z-1

P 5 / P 14 / P 15 / P 20 / P 21 — " SAN DN / VENT DN " CW DN Z-1 " HW DN Z-1

G 1 — " GAS DN

P 33 — " SAN DN " VENT DN " CW DN Z-1 " HW DN Z-1

P 61 — " SAN DN " VENT DN & RISE " CW DN Z-1 " HW DN Z-1

4" ST UP TO OD / 4" ST UP TO RD (400#)

P 60 — " SAN DN " VENT DN & RISE " CW DN Z-1 " HW DN Z-1

6" ST UP TO OD / 6" ST UP TO RD (5,785#)

ST-TK 12 — 8" ST DN (6,185#)

P 59 — " SAN DN " VENT DN & RISE " CW DN Z-1 " HW DN Z-1

P 33 — " SAN UP " VENT UP " CW UP Z-2 " HW UP Z-2

P 32 — " SAN DN " VENT DN " CW DN Z-1 " HW DN Z-1

G 14 — " GAS DN

ST 2A — 5" ST UP & DN (1,510#)

G 2 — GAS DN (10#)

P 32 — " SAN UP " VENT UP " CW UP Z-2 " HW UP Z-2

P 31 — " SAN UP " VENT UP " CW UP Z-2 " HW UP Z-2

ST 2 — 6" ST UP & DN (2,780#)

G 2 — " GAS UP

P 31 — " SAN DN " VENT DN " CW DN Z-1 " HW DN Z-1

6" ST UP TO OD / 6" ST UP TO RD (6,980#)

ST-TK 11 — 10" ST DN (11,520#)

P 58 — " SAN DN " VENT DN & RISE " CW DN Z-1 " HW DN Z-1

P 30 — " SAN DN " VENT DN " CW DN Z-1 " HW DN Z-1

P 30 — " SAN UP " VENT UP " CW UP Z-2 " HW UP Z-2

G 3 — " GAS DN

P 57 — " SAN DN " VENT DN & RISE " CW DN Z-1 " HW DN Z-1

6" ST UP TO OD / 6" ST UP TO RD (4,540#)

P 34 — " SAN DN " VENT DN " CW DN Z-1 " HW DN Z-1

P 9 / P 10 / P 11 / P 19 — " SAN UP " VENT UP " CW UP Z-2 " HW UP Z-2

P 9 / P 10 / P 11 / P 19 — " SAN DN " VENT DN " CW DN Z-1 " HW DN Z-1

P 6 / P 7 / P 16 / P 17 — " SAN UP " VENT UP " CW UP Z-2 " HW UP Z-2

G 8 — " GAS UP

G 13 — " GAS DN

P 28 — " SAN DN " VENT DN " CW DN Z-1 " HW DN Z-1

P 28 — " SAN UP " VENT UP " CW UP Z-2 " HW UP Z-2

P 29 — " SAN UP " VENT UP " CW UP Z-2 " HW UP Z-2

P 29 — " SAN DN " VENT DN " CW DN Z-1 " HW DN Z-1

P 37 — " SAN UP " VENT UP " CW UP Z-2 " HW UP Z-2

P 37 — " SAN DN " VENT DN " CW DN Z-1 " HW DN Z-1

(17,770#) 12" — 10" ST UP TO RD (17,770#) — 10" ST UP TO OD

P 54 — " SAN DN " VENT DN & RISE " CW DN Z-1 " HW DN Z-1

P 55 — " SAN DN " VENT DN & RISE " CW DN Z-1 " HW DN Z-1

P 38 — " SAN DN " VENT DN " CW DN Z-1 " HW DN Z-1

P 56 — " SAN DN " VENT DN & RISE " CW DN Z-1 " HW DN Z-1

G 8 — " GAS DN

10" (8,250#) — 8" ST UP TO OD / 8" ST UP TO RD (8,250#)

10" (8,185#) — 8" ST UP TO OD / 8" ST UP TO RD (8,185#)

ST-TK 10 — 10" ST DN (8,185#)

P 8 — " SAN UP " VENT UP " CW UP Z-2 " HW UP Z-2

P 8 — " SAN DN " VENT DN " CW DN Z-1 " HW DN Z-1

G 5 — " GAS DN

P 38 — " SAN UP " VENT UP " CW UP Z-2 " HW UP Z-2

ST-TK 9 — 10" ST DN (8,250#)

P 26 — " SAN UP " VENT UP " CW UP Z-2 " HW UP Z-2

ST-TK 8 — 12" ST DN (17,770#)

Damian Titus
NYC Buildings
APPROVED
Under Directive 2 of 1975
Date: 03/20/2014:
NYC Development Hub


OWNER:
SNOWPLOW LLC
950 THIRD AVENUE
NEW YORK, NY 10022
TEL.: (212) 486-2000

ARCHITECT OF RECORD:
SLCE*Architects, LLP*
841 BROADWAY
NEW YORK, NY 10003
TEL.: (212) 979-8400
FAX.: (212) 979-8387

DESIGN ARCHITECT:
SOM
14 WALL STREET
NEW YORK, NY 10005
TEL.: 212.298.9336
FAX.: 212.298.9500

STRUCTURAL ENGINEER:
DESIMONE
18 WEST 18th STREET
NEW YORK, NY 10011
TEL.: (212) 532-2211
FAX.: (212) 481-6108

MEP ENGINEER:
WSP • FLACK+KURTZ
512 SEVENTH AVENUE
NEW YORK, NY 10011
TEL.: (212) 532-9600

BUILDING ENVELOPE CONSULTANT:
GMS
GILSANZ MURRAY STEFICEK LLP
129 WEST 27th STREET
NEW YORK, NY 10001
TEL.: (212) 254-0030


| No: | Date: | Revision: |
|---|---|---|
| | 10-10-12 | DOB FILING |
| | 04-25-12 | 100% DD |
| | 10-14-11 | 100% SD |

NORTH ARROW — SCALE 1/4" = 1'-0"

KEY PLAN:

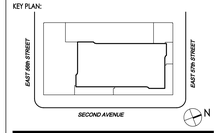


PROJECT:

# 252 EAST 57th STREET NEW YORK, NY

TITLE:

PLBG 6TH FLOOR PLAN-NORTH

SEAL & SIGNATURE:

| | |
|---|---|
| SCALE: | AS SHOWN |
| DATE: | 09-20-11 |
| PROJECT No: | 2011-14 |
| FILE No: | 250 EAST 57th STREET |
| DRAWN BY: | VL |
| CHECKED BY: | EG |
| DWG. No.: | P-119.00 |

P-119 N 6.dwg — 21 OF 63

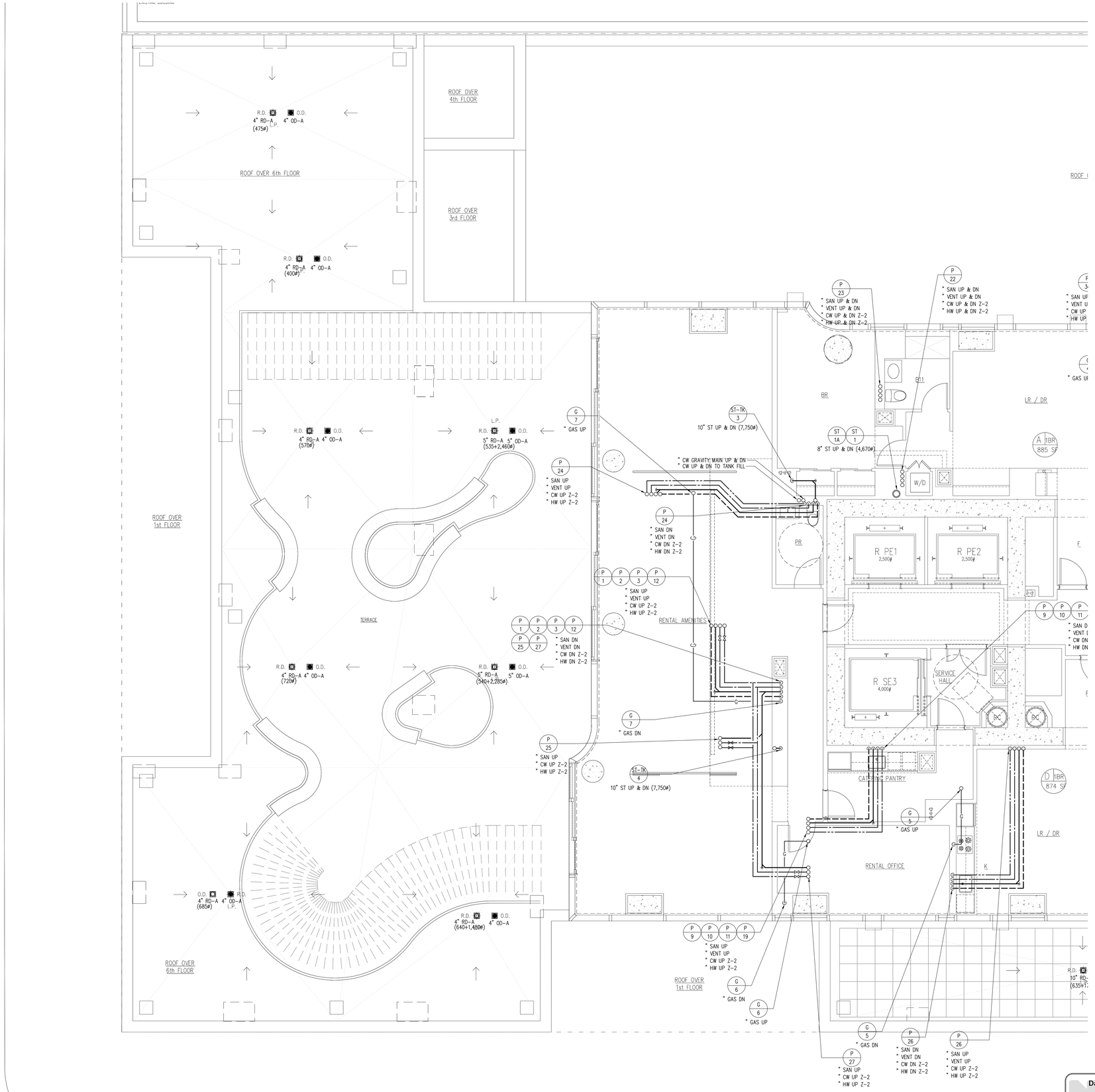


Damian Titus
Buildings
APPROVED
Under Directive 2 of 1975
Date: 03/20/2014:
NYC Development Hub

OWNER:

SNOWPLOW LLC

950 THIRD AVENUE
NEW YORK, NY 10022
TEL.: (212) 486-2000

ARCHITECT OF RECORD:

SLCE*Architects, LLP*

841 BROADWAY
NEW YORK, NY 10003
TEL.: (212) 979-8400
FAX.: (212) 979-8387

DESIGN ARCHITECT:

SOM

14 WALL STREET
NEW YORK, NY 10005
TEL.: 212.298.9336
FAX.: 212.298.9300

STRUCTURAL ENGINEER:

DESIMONE

18 WEST 18th STREET
NEW YORK, NY 10011
TEL.: (212) 532-2211
FAX.: (212) 481-6108

MEP ENGINEER:

WSP · FLACK+KURTZ

512 SEVENTH AVENUE
NEW YORK, NY 10011
TEL.: (212) 532-9600

BUILDING ENVELOPE CONSULTANT:

GMS
GILSANZ MURRAY STEFICEK LLP

129 WEST 27th STREET
NEW YORK, NY 10001
TEL.: (212) 254-0030

| No: | Date: | Revision: |
|---|---|---|
| | 10-10-12 | DOB FILING |
| | 04-20-12 | 100% DD |
| | 10-14-11 | 100% SD |

NORTH ARROW SCALE 1/4" = 1'-0"

KEY PLAN:

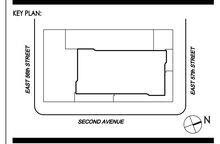


PROJECT:

252 EAST 57th STREET
NEW YORK, NY

TITLE:

PLBG 7TH
FLOOR PLAN-SOUTH

SEAL & SIGNATURE:

| | |
|---|---|
| SCALE: | AS SHOWN |
| DATE: | 09-02-11 |
| PROJECT No: | 2011-14 |
| FILE No: | 250 EAST 57th STREET |
| DRAWN BY: | VL |
| CHECKED BY: | EG |
| DWG. No.: | P-120.00 |

P-120 S 7.dwg 22 OF 43

DEPT OF BLDGS 121305321 Job Number
B3493114423 Work Order

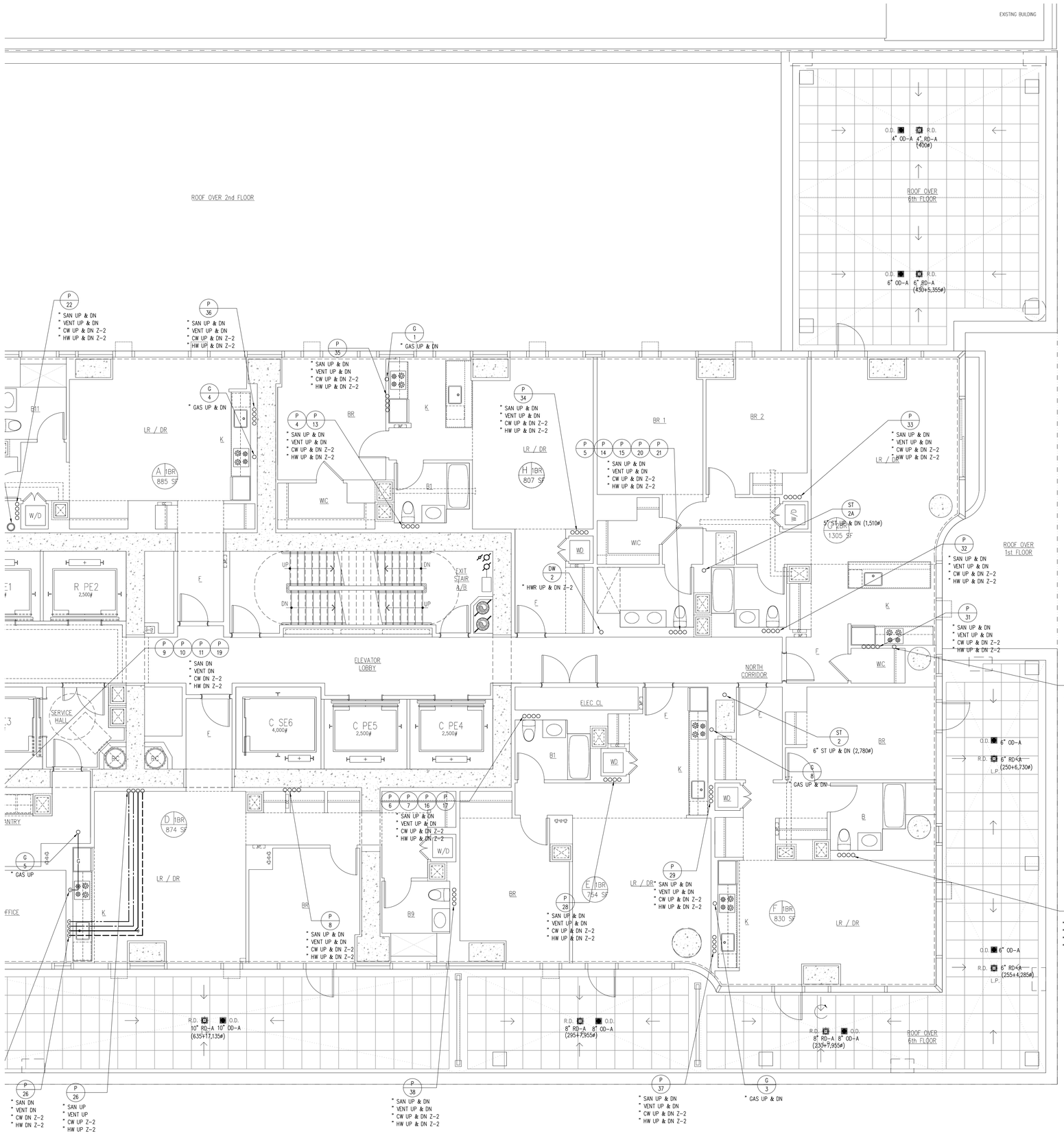


**OWNER:**

SNOWPLOW LLC
950 THIRD AVENUE
NEW YORK, NY 10022
TEL.: (212) 486-2000

**ARCHITECT OF RECORD:**

SLCE*Architects, LLP*
841 BROADWAY
NEW YORK, NY 10003
TEL.: (212) 979-8400
FAX.: (212) 979-8387

**DESIGN ARCHITECT:**

SOM
14 WALL STREET
NEW YORK, NY 10005
TEL.: 212.298.9336
FAX.: 212.298.9500

**STRUCTURAL ENGINEER:**

DESIMONE
18 WEST 18th STREET
NEW YORK, NY 10011
TEL.: (212) 532-2211
FAX.: (212) 481-6108

**MEP ENGINEER:**

WSP · FLACK+KURTZ
512 SEVENTH AVENUE
NEW YORK, NY 10011
TEL.: (212) 532-9600

**BUILDING ENVELOPE CONSULTANT:**

GMS
GILSANZ MURRAY STEFICEK LLP
129 WEST 27th STREET
NEW YORK, NY 10001
TEL.: (212) 254-0030

| No: | Date: | Revision: |
|---|---|---|
| | 10-10-12 | DOB FILING |
| | 04-25-12 | 100% DD |
| | 10-14-11 | 100% SD |

NORTH ARROW SCALE 1/4" = 1'-0"

KEY PLAN:

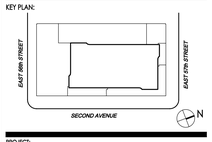


PROJECT:

252 EAST 57th STREET
NEW YORK, NY

TITLE:

PLBG 7TH
FLOOR PLAN-NORTH

SEAL & SIGNATURE:

Damian Titus
NYC Buildings
APPROVED
Under Directive 2 of 1975
Date: 03/20/2014:
NYC Development Hub

| | |
|---|---|
| SCALE: | AS SHOWN |
| DATE: | 09-03-11 |
| PROJECT No: | 2011-14 |
| FILE No: | 250 EAST 57th STREET |
| DRAWN BY: | VL |
| CHECKED BY: | EG |
| DWG. No.: | P-121.00 |

P-121 N T.dwg 23 OF 63

DEPT OF BLDGS 121305323 Job Number

ES1700973134 Scan Code

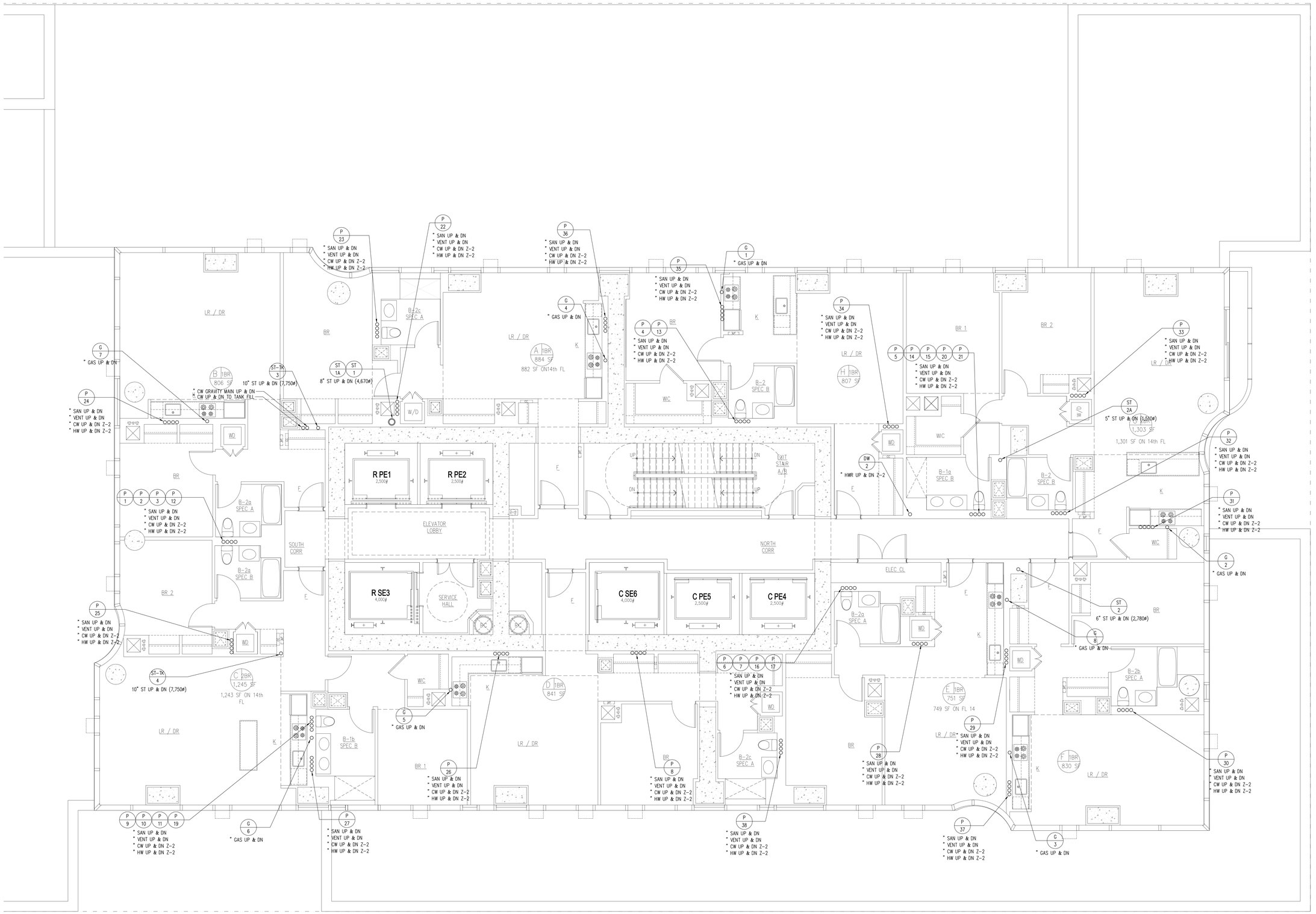



OWNER:

SNOWPLOW LLC

950 THIRD AVENUE
NEW YORK, NY 10022
TEL.: (212) 486-2000

ARCHITECT OF RECORD:

SLCE*Architects, LLP*

841 BROADWAY
NEW YORK, NY 10003
TEL.: (212) 979-8400
FAX.: (212) 979-8387

DESIGN ARCHITECT:

SOM

14 WALL STREET
NEW YORK, NY 10005
TEL.: 212.298.9336
FAX.: 212.298.9500

STRUCTURAL ENGINEER:

DESIMONE

18 WEST 18th STREET
NEW YORK, NY 10011
TEL.: (212) 532-2211
FAX.: (212) 481-6108

MEP ENGINEER:

WSP · FLACK+KURTZ

512 SEVENTH AVENUE
NEW YORK, NY 10011
TEL.: (212) 532-9600

BUILDING ENVELOPE CONSULTANT:

GMS
GILSANZ MURRAY STEFICEK LLP

129 WEST 27th STREET
NEW YORK, NY 10001
TEL.: (212) 254-0030


| No: | Date: | Revision: |
|---|---|---|
| | 10-10-12 | DOB FILING |
| | 04-20-12 | 100% DD |
| | 10-14-11 | 100% SD |

NORTH ARROW SCALE 1/4" = 1'-0"

KEY PLAN:

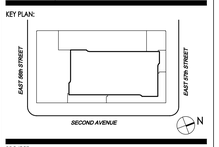


PROJECT:

# 252 EAST 57th STREET NEW YORK, NY

TITLE:

PLBG 8TH - 13TH FLOOR PLANS

Damian Titus
Buildings
APPROVED
Under Directive 2 of 1975
Date: 03/20/2014:
NYC Development Hub

SEAL & SIGNATURE:

| | |
|---|---|
| SCALE: | AS SHOWN |
| DATE: | 09-03-11 |
| PROJECT No: | 2011-14 |
| FILE No: | 250 EAST 57th STREET |
| DRAWN BY: | VL |
| CHECKED BY: | EG |
| DWG. No.: | P-122.00 |

P-122 8-13.dwg 28 OF 63

DEPT OF BLDGS 121305524 Job Number
ESIGNDSS1999 Scan Code

OWNER:
SNOWPLOW LLC
950 THIRD AVENUE
NEW YORK, NY 10022
TEL.: (212) 486-2000

ARCHITECT OF RECORD:
SLCE*Architects, LLP*
841 BROADWAY
NEW YORK, NY 10003
TEL.: (212) 979-8400
FAX.: (212) 979-8387

DESIGN ARCHITECT:
SOM
14 WALL STREET
NEW YORK, NY 10005
TEL.: 212.298.9336
FAX.: 212.298.9500

STRUCTURAL ENGINEER:
DESIMONE
18 WEST 18th STREET
NEW YORK, NY 10011
TEL.: (212) 532-2211
FAX.: (212) 481-6108

MEP ENGINEER:
WSP • FLACK+KURTZ
512 SEVENTH AVENUE
NEW YORK, NY 10011
TEL.: (212) 532-9600

BUILDING ENVELOPE CONSULTANT:
GMS
GILSANZ MURRAY STEFICEK LLP
129 WEST 27th STREET
NEW YORK, NY 10001
TEL.: (212) 254-0030

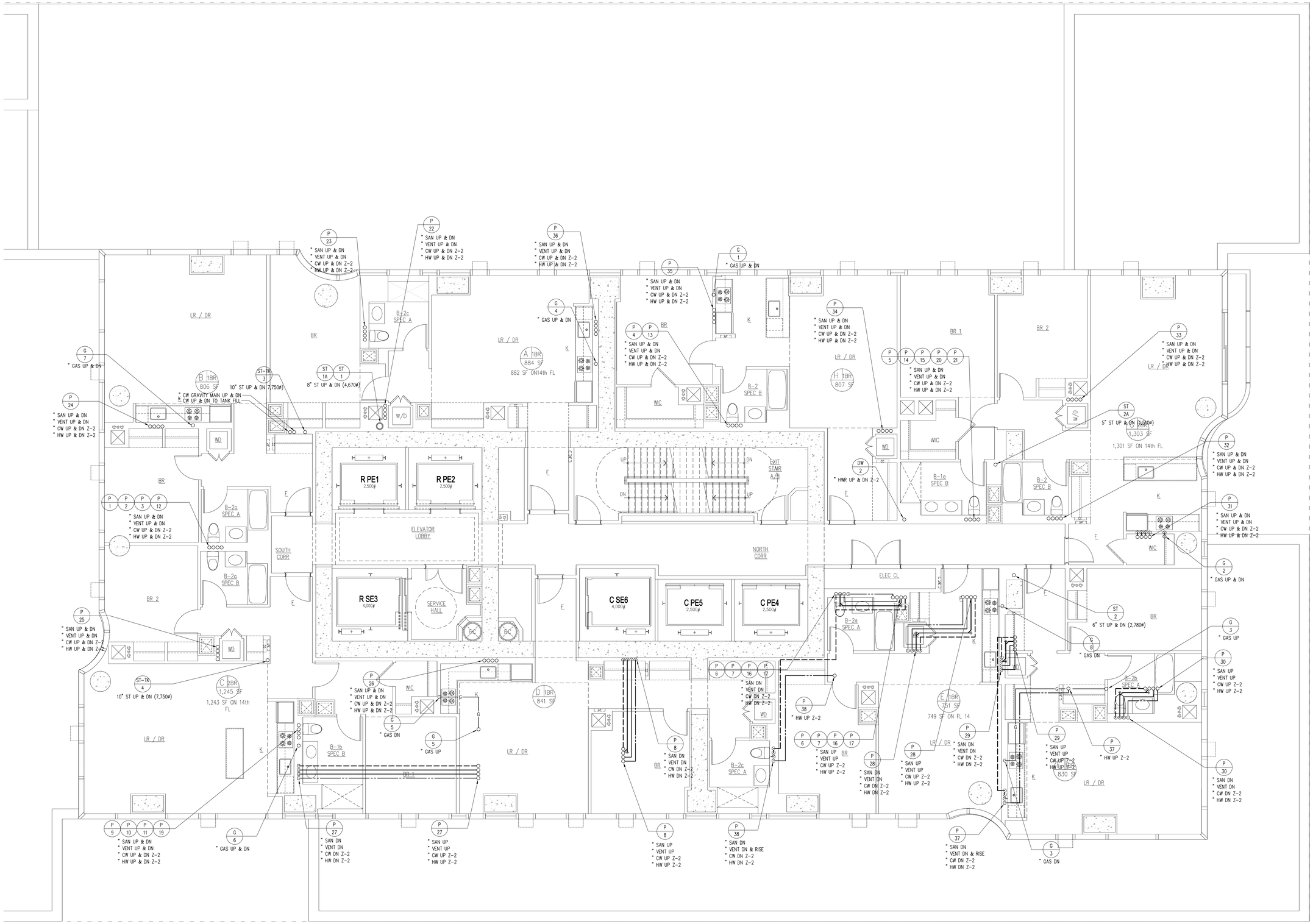


| No: | Date: | Revision: |
|---|---|---|
| | 10-10-12 | DOB FILING |
| | 04-25-12 | 100% DD |
| | 10-14-11 | 100% SD |

NORTH ARROW SCALE 1/4" = 1'-0"

KEY PLAN:

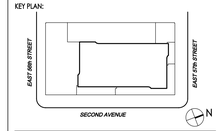


PROJECT:
# 252 EAST 57th STREET NEW YORK, NY

TITLE:
PLBG 14TH FLOOR PLAN

Damian Titus
Buildings
APPROVED
Under Directive 2 of 1975
Date: 03/20/2014:
NYC Development Hub

SEAL & SIGNATURE:

| | |
|---|---|
| SCALE: | AS SHOWN |
| DATE: | 09-02-11 |
| PROJECT No: | 2011-14 |
| FILE No: | 250 EAST 57th STREET |
| DRAWN BY: | V.L. |
| CHECKED BY: | E.G. |
| DWG. No.: | P-123.00 |
| P-123.14.dwg | 25 OF 63 |

DEPT OF BLDGS 121305524 Job Number
E1857899430 Scan Code

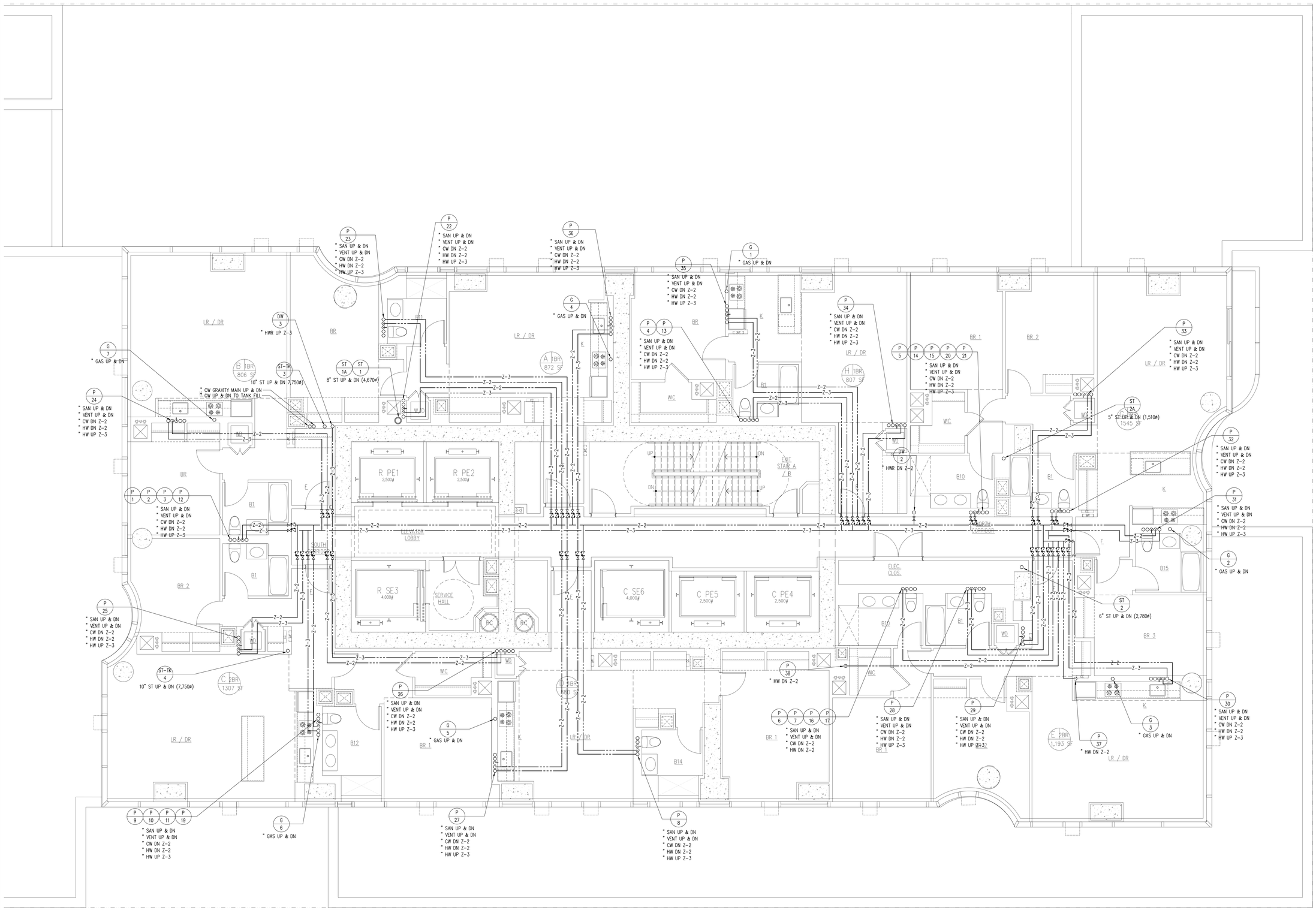


OWNER:
SNOWPLOW LLC
950 THIRD AVENUE
NEW YORK, NY 10022
TEL.: (212) 486-2000

ARCHITECT OF RECORD:
SLCE*Architects, LLP*
841 BROADWAY
NEW YORK, NY 10003
TEL.: (212) 979-8400
FAX.: (212) 979-8387

DESIGN ARCHITECT:
SOM
14 WALL STREET
NEW YORK, NY 10005
TEL.: 212.298.9336
FAX.: 212.298.9500

STRUCTURAL ENGINEER:
DESIMONE
18 WEST 18th STREET
NEW YORK, NY 10011
TEL.: (212) 532-2211
FAX.: (212) 481-6108

MEP ENGINEER:
WSP · FLACK+KURTZ
512 SEVENTH AVENUE
NEW YORK, NY 10011
TEL.: (212) 532-9600

BUILDING ENVELOPE CONSULTANT:
GMS
GILSANZ MURRAY STEFICEK LLP
129 WEST 27th STREET
NEW YORK, NY 10001
TEL.: (212) 254-0030

| No: | Date: | Revision: |
|---|---|---|
| | 10-10-12 | DOB FILING |
| | 04-20-12 | 100% DD |
| | 10-14-11 | 100% SD |

NORTH ARROW SCALE 1/4" = 1'-0"

KEY PLAN:

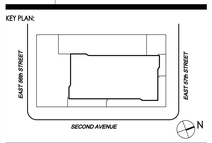


PROJECT:
# 252 EAST 57th STREET NEW YORK, NY

TITLE:
PLBG 15TH FLOOR PLAN

SEAL & SIGNATURE:

| | |
|---|---|
| SCALE: | AS SHOWN |
| DATE: | 09-02-11 |
| PROJECT No: | 2011-14 |
| FILE No: | 250 EAST 57th STREET |
| DRAWN BY: | VL |
| CHECKED BY: | EG |

DWG. No.:
P-124.00

P-124 15.dwg 26 OF 63

Damian Titus
NYC Buildings
APPROVED
Under Directive 2 of 1975
Date: 03/20/2014:
NYC Development Hub

DEPT OF BLDGS 121305523 Job Number

ES3979933 Work Order

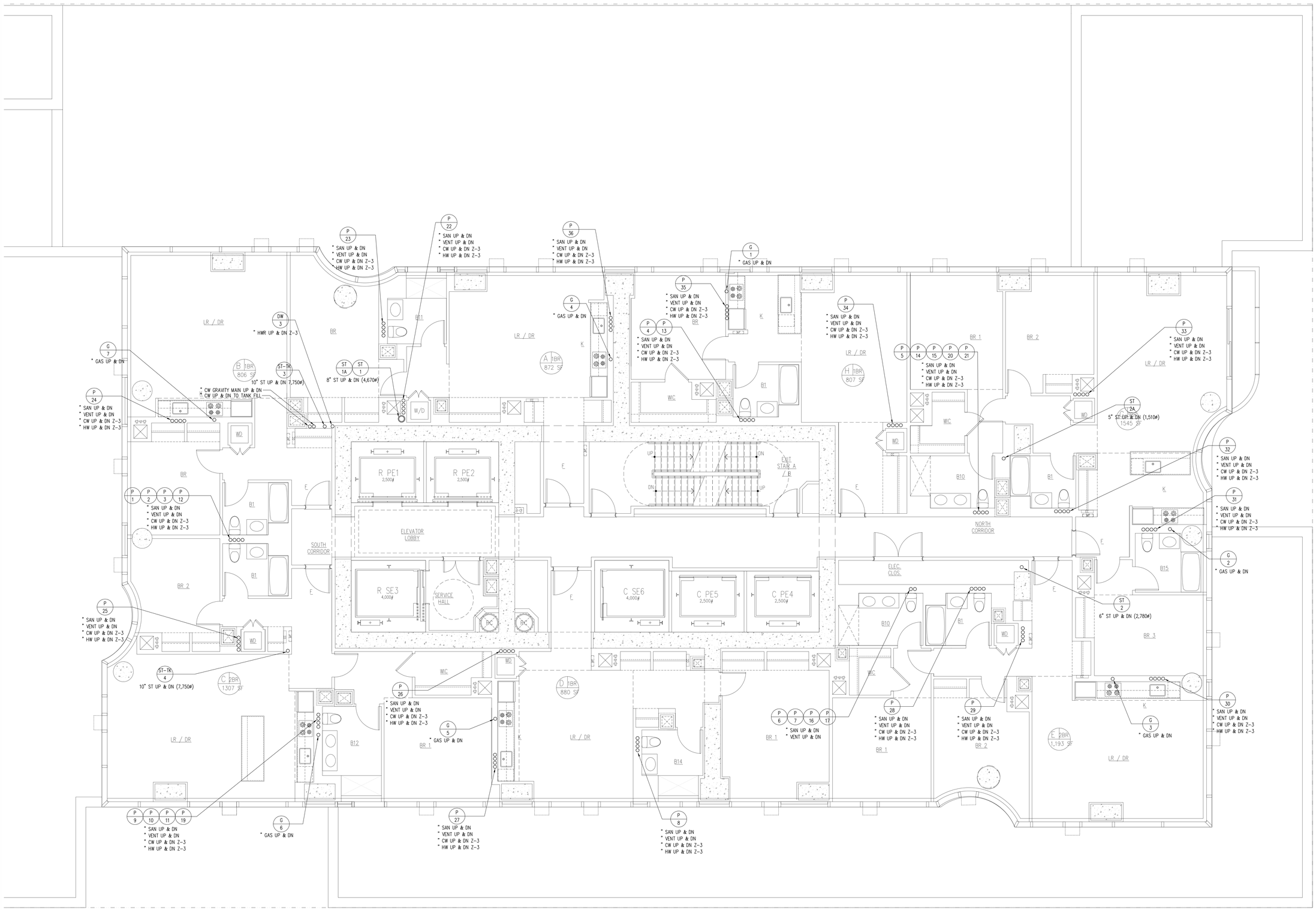


Damian Titus
Buildings
APPROVED
Under Directive 2 of 1975
Date: 03/20/2014:
NYC Development Hub

OWNER:

SNOWPLOW LLC

950 THIRD AVENUE
NEW YORK, NY 10022
TEL.: (212) 486-2000

ARCHITECT OF RECORD:

SLCE*Architects, LLP*

841 BROADWAY
NEW YORK, NY 10003
TEL.: (212) 979-8400
FAX.: (212) 979-8387

DESIGN ARCHITECT:

SOM

14 WALL STREET
NEW YORK, NY 10005
TEL.: 212.298.9336
FAX.: 212.298.9500

STRUCTURAL ENGINEER:

DESIMONE

18 WEST 18th STREET
NEW YORK, NY 10011
TEL.: (212) 532-2211
FAX.: (212) 481-6108

MEP ENGINEER:

WSP • FLACK+KURTZ

512 SEVENTH AVENUE
NEW YORK, NY 10011
TEL.: (212) 532-9600

BUILDING ENVELOPE CONSULTANT:

GMS
GILSANZ MURRAY STEFICEK LLP

129 WEST 27th STREET
NEW YORK, NY 10001
TEL.: (212) 254-0030

| No: | Date: | Revision: |
|---|---|---|
| | 10-10-12 | DOB FILING |
| | 04-20-12 | 100% DD |
| | 10-14-11 | 100% SD |

NORTH ARROW | SCALE 1/4" = 1'-0"

KEY PLAN:

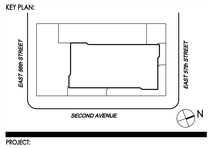


PROJECT:

252 EAST 57th STREET
NEW YORK, NY

TITLE:

PLBG 16TH - 21ST
FLOOR PLANS

SEAL & SIGNATURE:

| | |
|---|---|
| SCALE: | AS SHOWN |
| DATE: | 09-02-11 |
| PROJECT No: | 2011-14 |
| FILE No: | 250 EAST 57th STREET |
| DRAWN BY: | VL |
| CHECKED BY: | EG |
| DWG. No.: | P-125.00 |

P-125 16-21.dwg | 27 OF 63

DEPT OF BLDGS 121305323 Job Number

B2013049995 Work Order

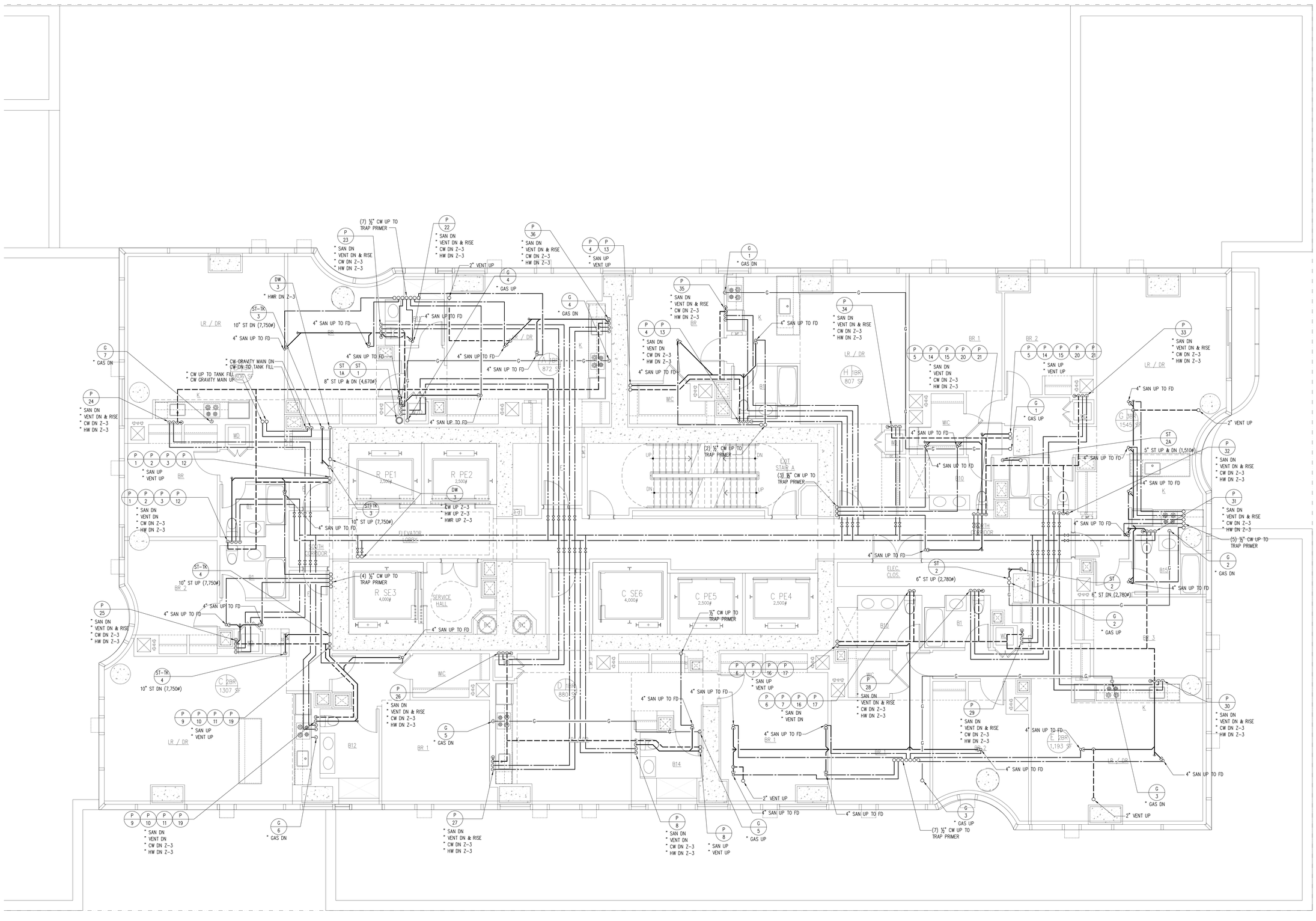


SECOND AVENUE


OWNER:

SNOWPLOW LLC

950 THIRD AVENUE
NEW YORK, NY 10022
TEL.: (212) 486-2000

ARCHITECT OF RECORD:

SLCE*Architects, LLP*

841 BROADWAY
NEW YORK, NY 10003
TEL.: (212) 979-8400
FAX.: (212) 979-8387

DESIGN ARCHITECT:

SOM

14 WALL STREET
NEW YORK, NY 10005
TEL.: 212.298.9336
FAX.: 212.298.9500

STRUCTURAL ENGINEER:

DESIMONE

18 WEST 18th STREET
NEW YORK, NY 10011
TEL.: (212) 532-2211
FAX.: (212) 481-6108

MEP ENGINEER:

WSP • FLACK+KURTZ

512 SEVENTH AVENUE
NEW YORK, NY 10011
TEL.: (212) 532-9600

BUILDING ENVELOPE CONSULTANT:

GMS
GILSANZ MURRAY STEFICEK LLP

129 WEST 27th STREET
NEW YORK, NY 10001
TEL.: (212) 254-0030


| No: | Date: | Revision: |
|---|---|---|
| | 10-10-12 | DOB FILING |
| | 04-20-12 | 100% DD |
| | 10-14-11 | 100% SD |

NORTH ARROW SCALE 1/4" = 1'-0"

KEY PLAN:

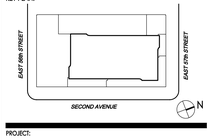


PROJECT:

252 EAST 57th STREET
NEW YORK, NY

TITLE:

PLBG 22ND FLOOR PLAN

Damian Titus
NYC Buildings
APPROVED
Under Directive 2 of 1975
Date: 03/20/2014:
NYC Development Hub

SEAL & SIGNATURE:

STATE OF NEW YORK — LICENSED PROFESSIONAL ENGINEER

| | |
|---|---|
| SCALE: | AS SHOWN |
| DATE: | 09-03-11 |
| PROJECT No: | 2011-14 |
| FILE No: | 250 EAST 57th STREET |
| DRAWN BY: | VL |
| CHECKED BY: | EG |
| DWG. No.: | P-126.00 |

P-126.22.dwg 28 OF 63

DEPT OF BLDGS 121305323 Job Number

E1522053579 Scan Code

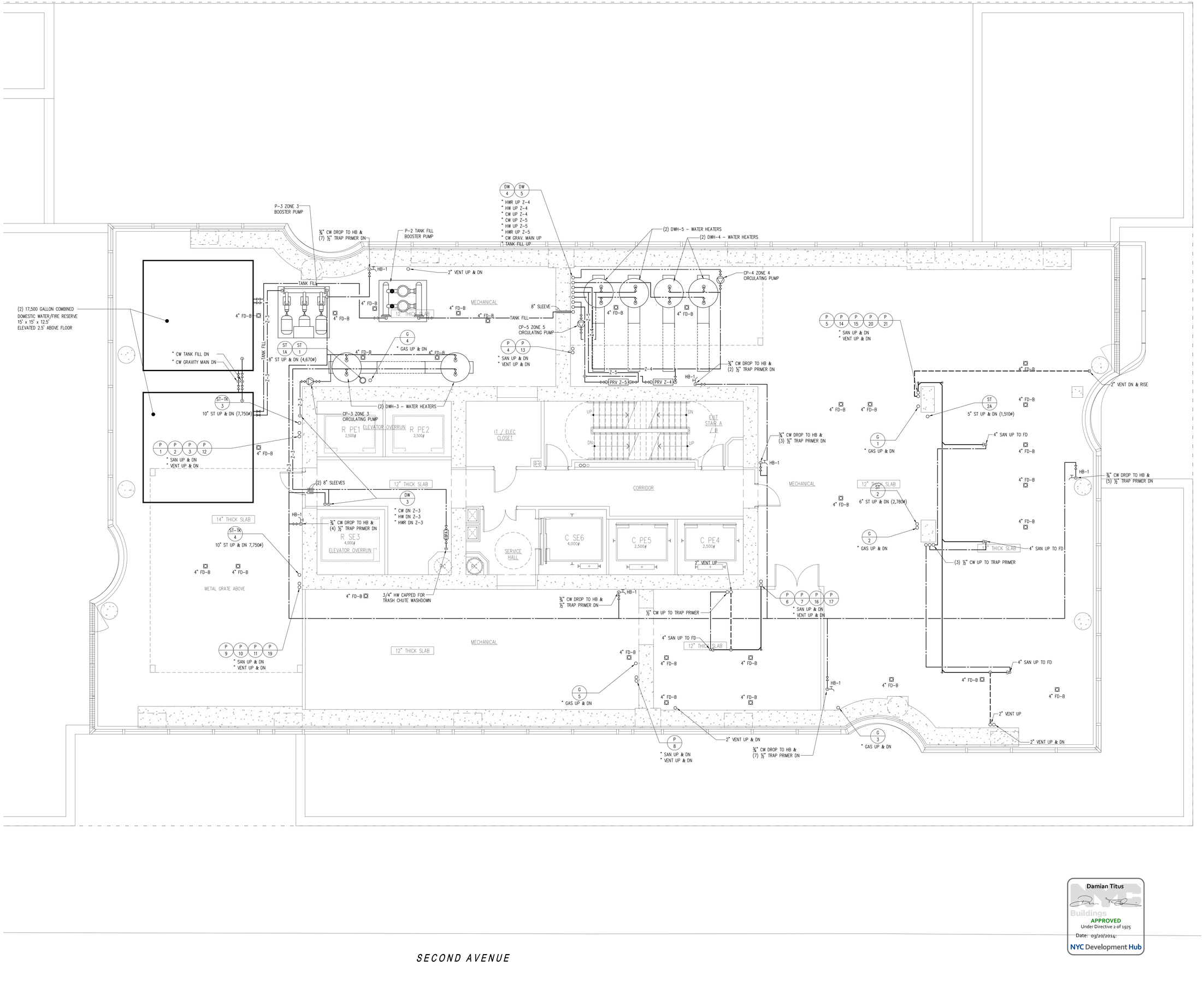


Damian Titus
Buildings
APPROVED
Under Directive 2 of 1975
Date: 03/20/2014.
NYC Development Hub

OWNER:

SNOWPLOW LLC
950 THIRD AVENUE
NEW YORK, NY 10022
TEL.: (212) 486-2000

ARCHITECT OF RECORD:

SLCE*Architects, LLP*
841 BROADWAY
NEW YORK, NY 10003
TEL.: (212) 979-8400
FAX.: (212) 979-8387

DESIGN ARCHITECT:

SOM
14 WALL STREET
NEW YORK, NY 10005
TEL.: 212.298.9336
FAX.: 212.298.9500

STRUCTURAL ENGINEER:

DESIMONE
18 WEST 18th STREET
NEW YORK, NY 10011
TEL.: (212) 532-2211
FAX.: (212) 481-6108

MEP ENGINEER:

WSP • FLACK+KURTZ
512 SEVENTH AVENUE
NEW YORK, NY 10011
TEL.: (212) 532-9600

BUILDING ENVELOPE CONSULTANT:

GMS
GILSANZ MURRAY STEFICEK LLP
129 WEST 27th STREET
NEW YORK, NY 10001
TEL.: (212) 254-0030

| No.: | Date: | Revision: |
|---|---|---|
| | 10-10-12 | DOB FILING |
| | 04-20-12 | 100% DD |
| | 10-14-11 | 100% SD |

NORTH ARROW SCALE 1/4" = 1'-0"

KEY PLAN:

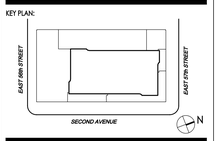


PROJECT:

252 EAST 57th STREET
NEW YORK, NY

TITLE:

PLBG 23RD FLOOR PLAN

SEAL & SIGNATURE:

| | |
|---|---|
| SCALE: | AS SHOWN |
| DATE: | 09-02-11 |
| PROJECT No: | 2011-14 |
| FILE No: | 250 EAST 57th STREET |
| DRAWN BY: | VL |
| CHECKED BY: | EG |
| DWG. No.: | P-127.00 |

P-127.23.dwg 29 OF 63

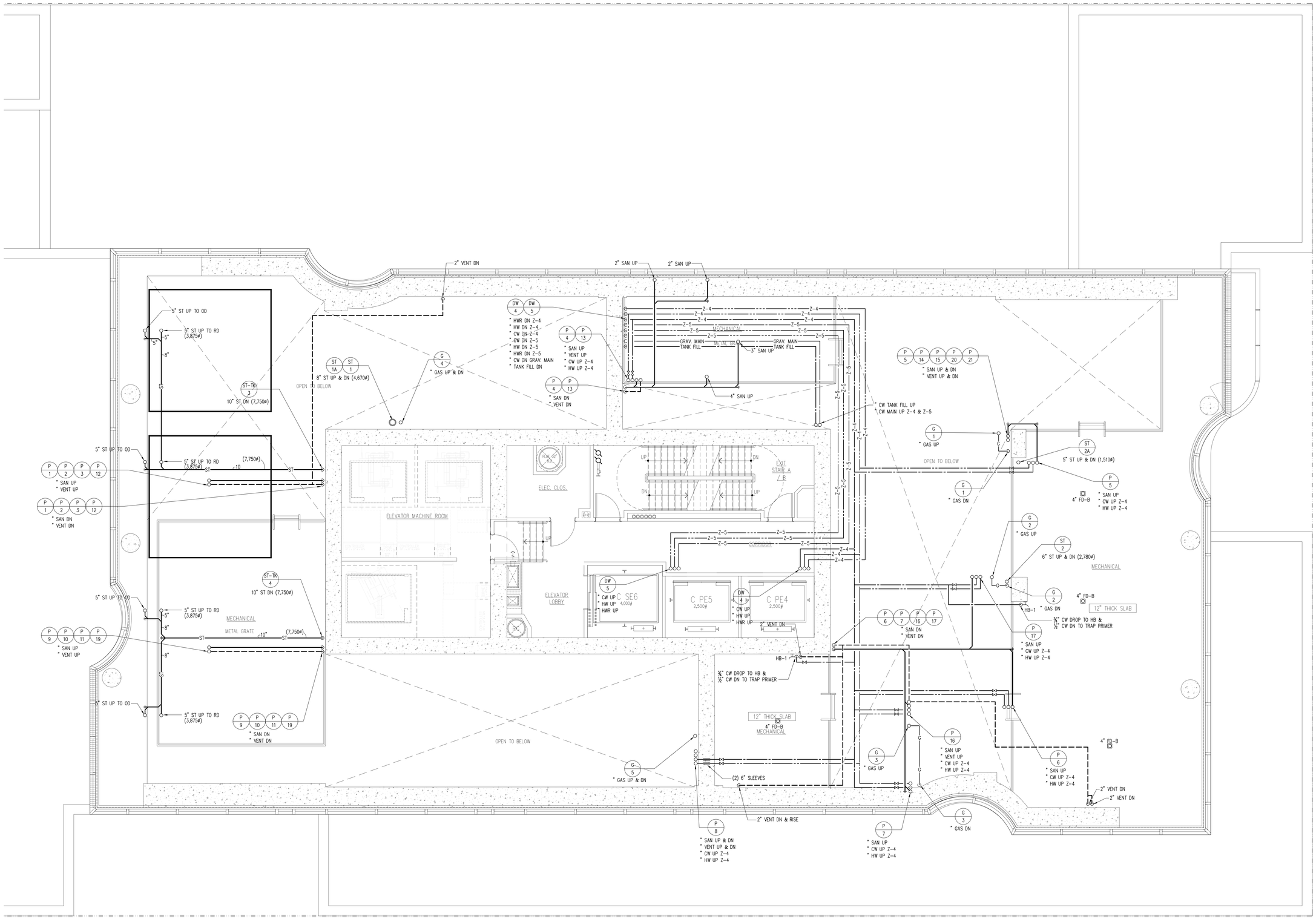


Damian Titus

NYC Buildings

APPROVED

Under Directive 2 of 1975

Date: 03/20/2014

NYC Development Hub

OWNER:

SNOWPLOW LLC

950 THIRD AVENUE
NEW YORK, NY 10022
TEL.: (212) 486-2000

ARCHITECT OF RECORD:

SLCE*Architects, LLP*

841 BROADWAY
NEW YORK, NY 10003
TEL.: (212) 979-8400
FAX.: (212) 979-8387

DESIGN ARCHITECT:

SOM

14 WALL STREET
NEW YORK, NY 10005
TEL.: 212.298.9336
FAX.: 212.298.9500

STRUCTURAL ENGINEER:

DESIMONE

18 WEST 18th STREET
NEW YORK, NY 10011
TEL.: (212) 532-2211
FAX.: (212) 481-6108

MEP ENGINEER:

WSP · FLACK+KURTZ

512 SEVENTH AVENUE
NEW YORK, NY 10011
TEL.: (212) 532-9600

BUILDING ENVELOPE CONSULTANT:

GMS
GILSANZ MURRAY STEFICEK LLP

129 WEST 27th STREET
NEW YORK, NY 10001
TEL.: (212) 254-0030

| No: | Date: | Revision: |
|---|---|---|
| | 10-10-12 | DOB FILING |
| | 04-20-12 | 100% DD |
| | 10-14-11 | 100% SD |

NORTH ARROW

SCALE 1/4" = 1'-0"

KEY PLAN:

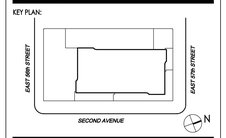


PROJECT:

252 EAST 57th STREET
NEW YORK, NY

TITLE:

PLBG 24TH
FLOOR PLAN

SEAL & SIGNATURE:

STATE OF NEW YORK · STATE OF NEW YORK · REGISTERED PROFESSIONAL ENGINEER

| | |
|---|---|
| SCALE: | AS SHOWN |
| DATE: | 09-02-11 |
| PROJECT No: | 2011-14 |
| FILE No: | 250 EAST 57th STREET |
| DRAWN BY: | VL |
| CHECKED BY: | EG |
| DWG. No.: | P-128.00 |

P-128 24.dwg 30 OF 63

DEPT OF BLDGS 121305525 Job Number

B2020595450 Scan Code

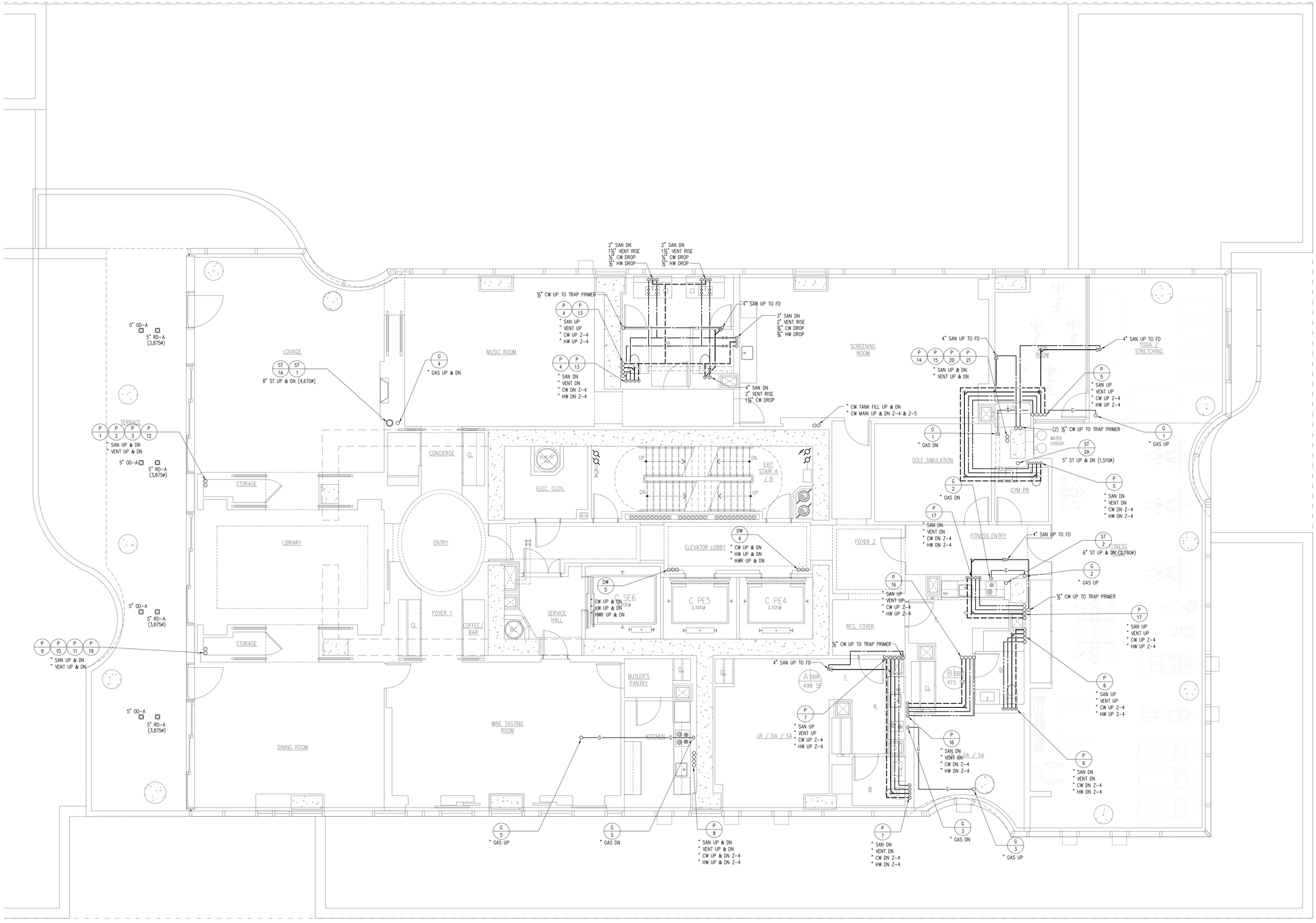



OWNER:

SNOWPLOW LLC

950 THIRD AVENUE
NEW YORK, NY 10022
TEL.: (212) 486-2000

ARCHITECT OF RECORD:

SLCE*Architects, LLP*

841 BROADWAY
NEW YORK, NY 10003
TEL.: (212) 979-8400
FAX.: (212) 979-8387

DESIGN ARCHITECT:

SOM

14 WALL STREET
NEW YORK, NY 10005
TEL.: 212.298.9336
FAX.: 212.298.9500

STRUCTURAL ENGINEER:

DESIMONE

18 WEST 18th STREET
NEW YORK, NY 10011
TEL.: (212) 532-2211
FAX.: (212) 481-6108

MEP ENGINEER:

WSP • FLACK+KURTZ

512 SEVENTH AVENUE
NEW YORK, NY 10011
TEL.: (212) 532-9600

BUILDING ENVELOPE CONSULTANT:

GMS
GILSANZ MURRAY STEFICEK LLP

129 WEST 27th STREET
NEW YORK, NY 10001
TEL.: (212) 254-0030


| No: | Date: | Revision: |
|---|---|---|
| | 10-10-12 | DOB FILING |
| | 04-20-12 | 100% DD |
| | 10-14-11 | 100% SD |

NORTH ARROW SCALE 1/4" = 1'-0"

KEY PLAN:

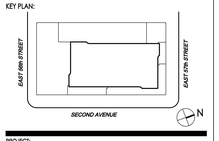


PROJECT:

# 252 EAST 57th STREET NEW YORK, NY

TITLE:

PLBG 25TH FLOOR PLAN

SEAL & SIGNATURE:

| | |
|---|---|
| SCALE: | AS SHOWN |
| DATE: | 09-20-11 |
| PROJECT No: | 2011-14 |
| FILE No: | 250 EAST 57th STREET |
| DRAWN BY: | VL |
| CHECKED BY: | EG |
| DWG. No.: | P-129.00 |

P-129.25.dwg 31 OF 63

Damian Titus
Buildings
APPROVED
Under Directive 2 of 1975
Date: 03/20/2014.
NYC Development Hub

DEPT OF BLDGS 121305324 Job Number

E1587859989 Scan Code

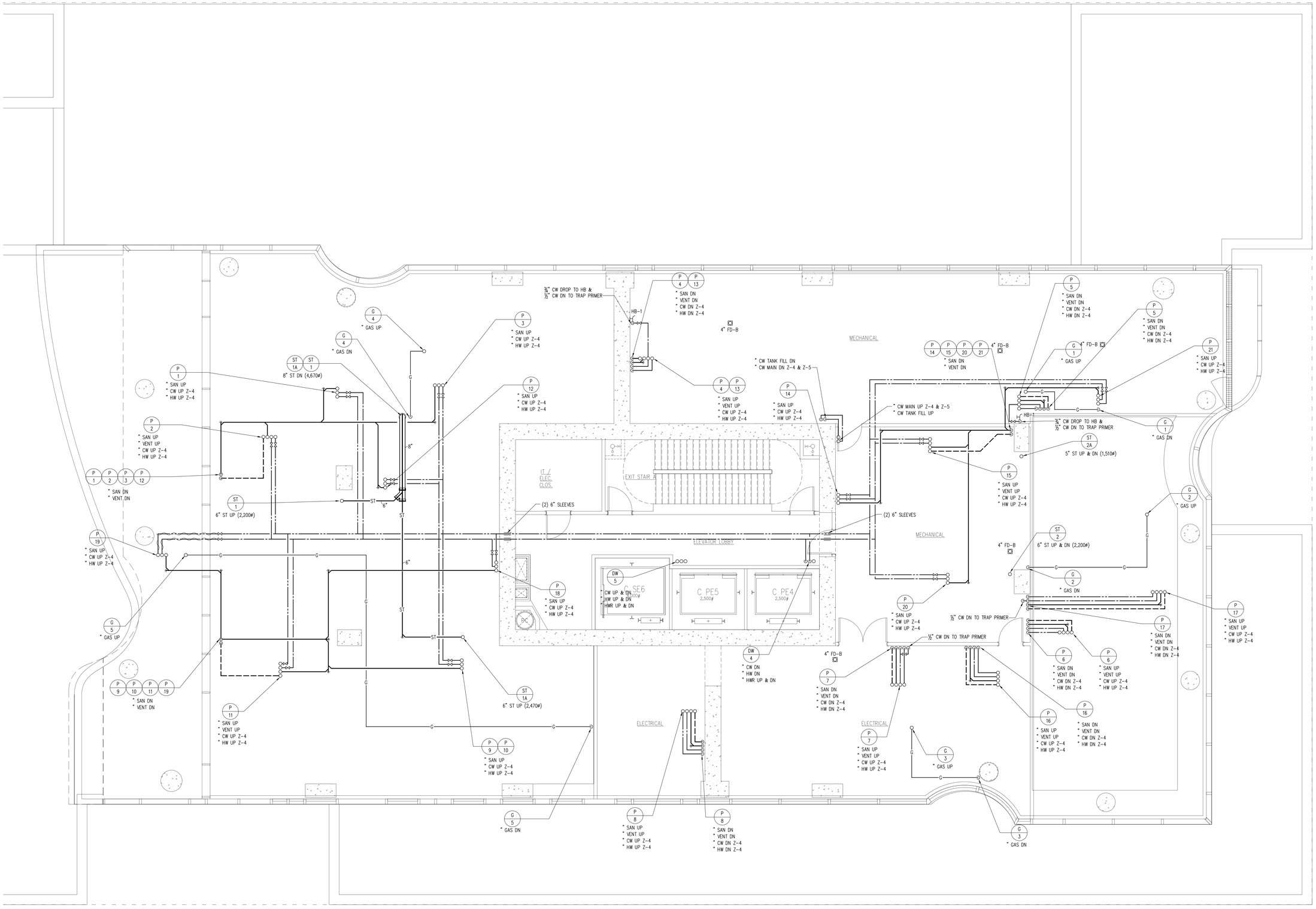


Damian Titus

NYC Buildings

APPROVED

Under Directive 2 of 1975

Date: 03/20/2014:

NYC Development Hub

OWNER:

SNOWPLOW LLC

950 THIRD AVENUE
NEW YORK, NY 10022
TEL.: (212) 486-2000

ARCHITECT OF RECORD:

SLCE*Architects, LLP*

841 BROADWAY
NEW YORK, NY 10003
TEL.: (212) 979-8400
FAX.: (212) 979-8387

DESIGN ARCHITECT:

SOM

14 WALL STREET
NEW YORK, NY 10005
TEL.: 212.298.9336
FAX.: 212.298.9500

STRUCTURAL ENGINEER:

DESIMONE

18 WEST 18th STREET
NEW YORK, NY 10011
TEL.: (212) 532-2211
FAX.: (212) 481-6108

MEP ENGINEER:

WSP • FLACK+KURTZ

512 SEVENTH AVENUE
NEW YORK, NY 10011
TEL.: (212) 532-9600

BUILDING ENVELOPE CONSULTANT:

GMS
GILSANZ MURRAY STEFICEK LLP

129 WEST 27th STREET
NEW YORK, NY 10001
TEL.: (212) 254-0030

| No: | Date: | Revision: |
|---|---|---|
| | 10-10-12 | DOB FILING |
| | 04-20-12 | 100% DD |
| | 10-14-11 | 100% SD |

NORTH ARROW SCALE 1/4" = 1'-0"

KEY PLAN:

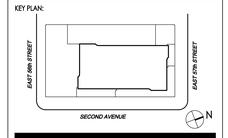


PROJECT:

# 252 EAST 57th STREET NEW YORK, NY

TITLE:

PLBG 26TH FLOOR PLAN

SEAL & SIGNATURE:

| | |
|---|---|
| SCALE: | AS SHOWN |
| DATE: | 09-02-11 |
| PROJECT No: | 2011-14 |
| FILE No: | 250 EAST 57th STREET |
| DRAWN BY: | VL |
| CHECKED BY: | BG |
| DWG. No.: | P-130.00 |

P-130.26.dwg 32 OF 63

DEPT OF BLDGS 121305324 Job Number
E1305053636 Scan Code

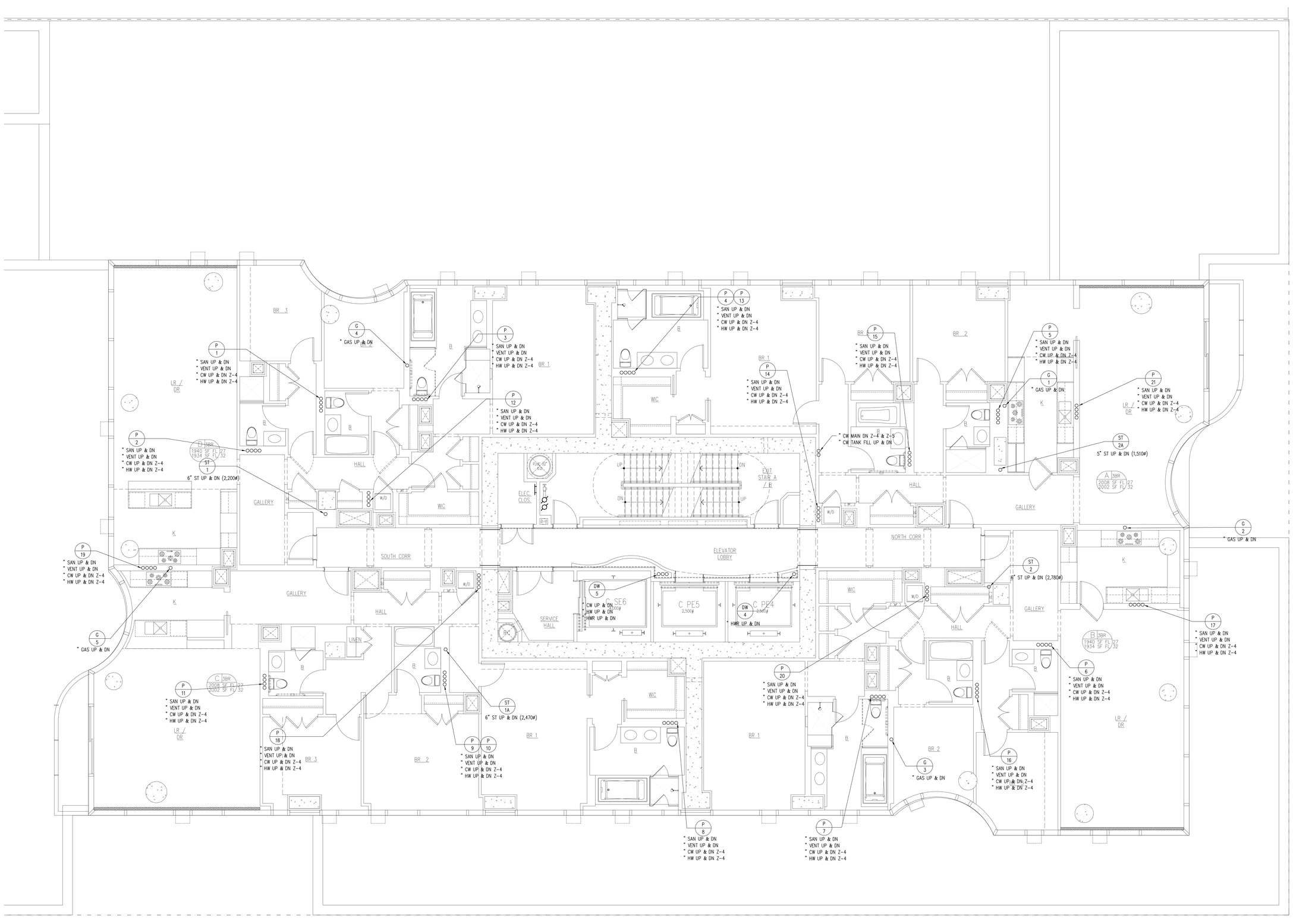


Damian Titus
Buildings
APPROVED
Under Directive 2 of 1975
Date: 09/20/2014
NYC Development Hub

OWNER:

SNOWPLOW LLC

950 THIRD AVENUE
NEW YORK, NY 10022
TEL.: (212) 486-2000

ARCHITECT OF RECORD:

SLCE*Architects, LLP*

841 BROADWAY
NEW YORK, NY 10003
TEL.: (212) 979-8400
FAX.: (212) 979-8387

DESIGN ARCHITECT:

SOM

14 WALL STREET
NEW YORK, NY 10005
TEL.: 212.298.9336
FAX.: 212.298.9500

STRUCTURAL ENGINEER:

DESIMONE

18 WEST 18th STREET
NEW YORK, NY 10011
TEL.: (212) 532-2211
FAX.: (212) 481-6108

MEP ENGINEER:

WSP • FLACK+KURTZ

512 SEVENTH AVENUE
NEW YORK, NY 10011
TEL.: (212) 532-9600

BUILDING ENVELOPE CONSULTANT:

GMS
GILSANZ MURRAY STEFICEK LLP

129 WEST 27th STREET
NEW YORK, NY 10001
TEL.: (212) 254-0030

| No: | Date: | Revision: |
|---|---|---|
| | 10-10-12 | DOB FILING |
| | 04-20-12 | 100% DD |
| | 10-14-11 | 100% SD |

NORTH ARROW SCALE 1/4" = 1'-0"

KEY PLAN:

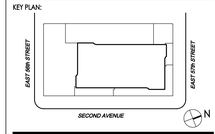


PROJECT:

# 252 EAST 57th STREET
# NEW YORK, NY

TITLE:

## PLBG 27TH - 30TH FLOOR PLANS

SEAL & SIGNATURE:

| | |
|---|---|
| SCALE: | AS SHOWN |
| DATE: | 09-20-11 |
| PROJECT No: | 2011-14 |
| FILE No: | 250 EAST 57th STREET |
| DRAWN BY: | VL |
| CHECKED BY: | EG |
| DWG. No.: | P-131.00 |

P-131 27-30.dwg 33 OF 63

DEPT OF BLDGS 121305323 Job Number

E3415412696 Scan Code

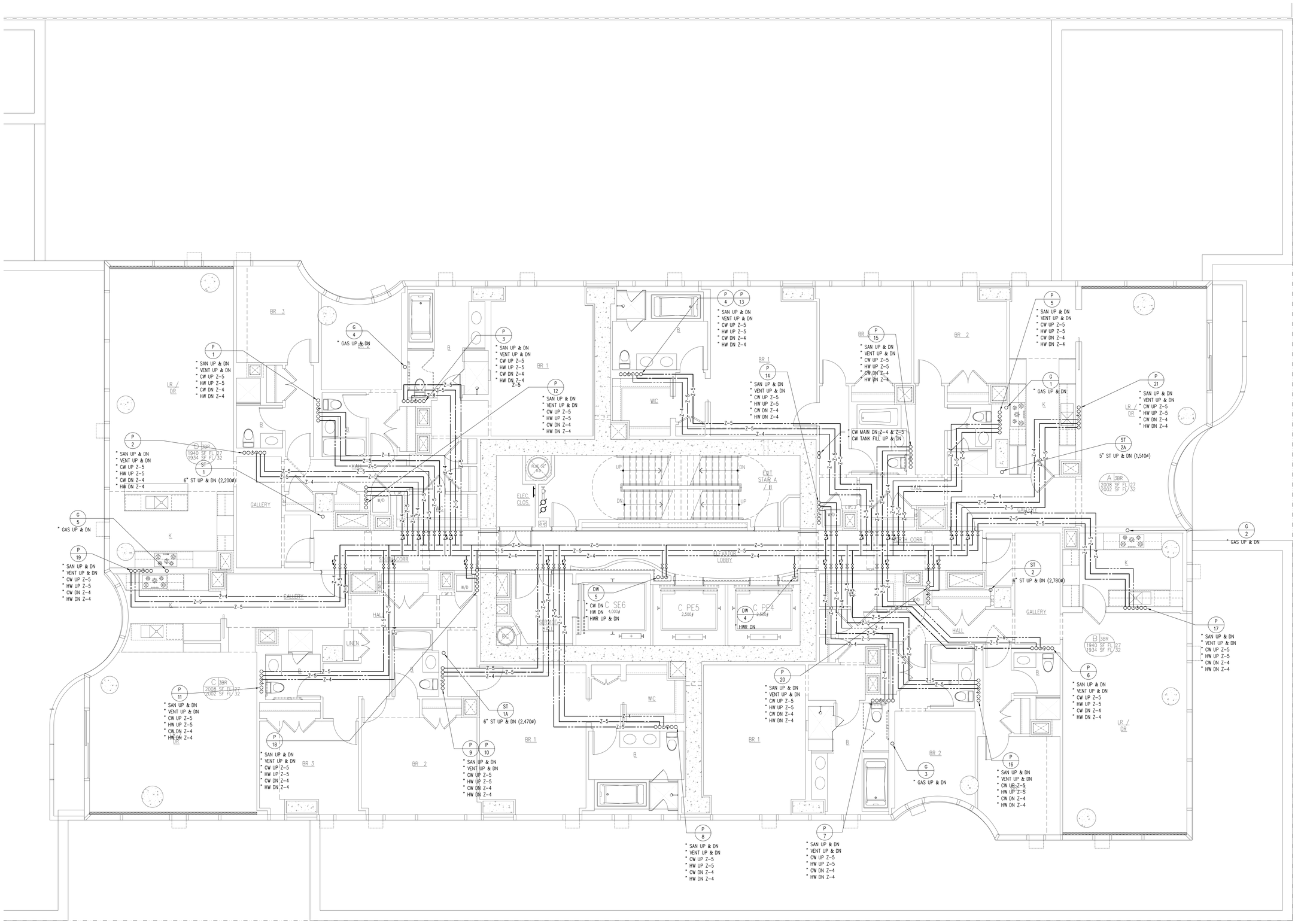


SECOND AVENUE

Damian Titus
Buildings
APPROVED
Under Directive 2 of 1975
Date: 03/20/2014:
NYC Development Hub

OWNER:

SNOWPLOW LLC

950 THIRD AVENUE
NEW YORK, NY 10022
TEL.: (212) 486-2000

ARCHITECT OF RECORD:

SLCE*Architects, LLP*

841 BROADWAY
NEW YORK, NY 10003
TEL.: (212) 979-8400
FAX.: (212) 979-8387

DESIGN ARCHITECT:

SOM

14 WALL STREET
NEW YORK, NY 10005
TEL.: 212.298.9336
FAX.: 212.298.9500

STRUCTURAL ENGINEER:

DESIMONE

18 WEST 18th STREET
NEW YORK, NY 10011
TEL.: (212) 532-2211
FAX.: (212) 481-6108

MEP ENGINEER:

WSP · FLACK+KURTZ

512 SEVENTH AVENUE
NEW YORK, NY 10011
TEL.: (212) 532-9600

BUILDING ENVELOPE CONSULTANT:

GMS
GILSANZ MURRAY STEFICEK LLP

129 WEST 27th STREET
NEW YORK, NY 10001
TEL.: (212) 254-0030

| No: | Date: | Revision: |
|---|---|---|
| | 10-10-12 | DOB FILING |
| | 04-20-12 | 100% DD |
| | 10-14-11 | 100% SD |

NORTH ARROW

SCALE 1/4" = 1'-0"

KEY PLAN:

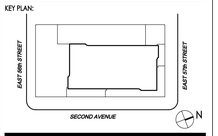


PROJECT:

252 EAST 57th STREET
NEW YORK, NY

TITLE:

PLBG 31ST
FLOOR PLAN

SEAL & SIGNATURE:

| | |
|---|---|
| SCALE: | AS SHOWN |
| DATE: | 09-02-11 |
| PROJECT No: | 2011-14 |
| FILE No: | 250 EAST 57th STREET |
| DRAWN BY: | V.L. |
| CHECKED BY: | B.G. |
| DWG. No.: | P-132.00 |
| P-132.31.dwg | 34 OF 63 |

DEPT OF BLDGS 121305324 Job Number

IES* 452905179 Scan Code

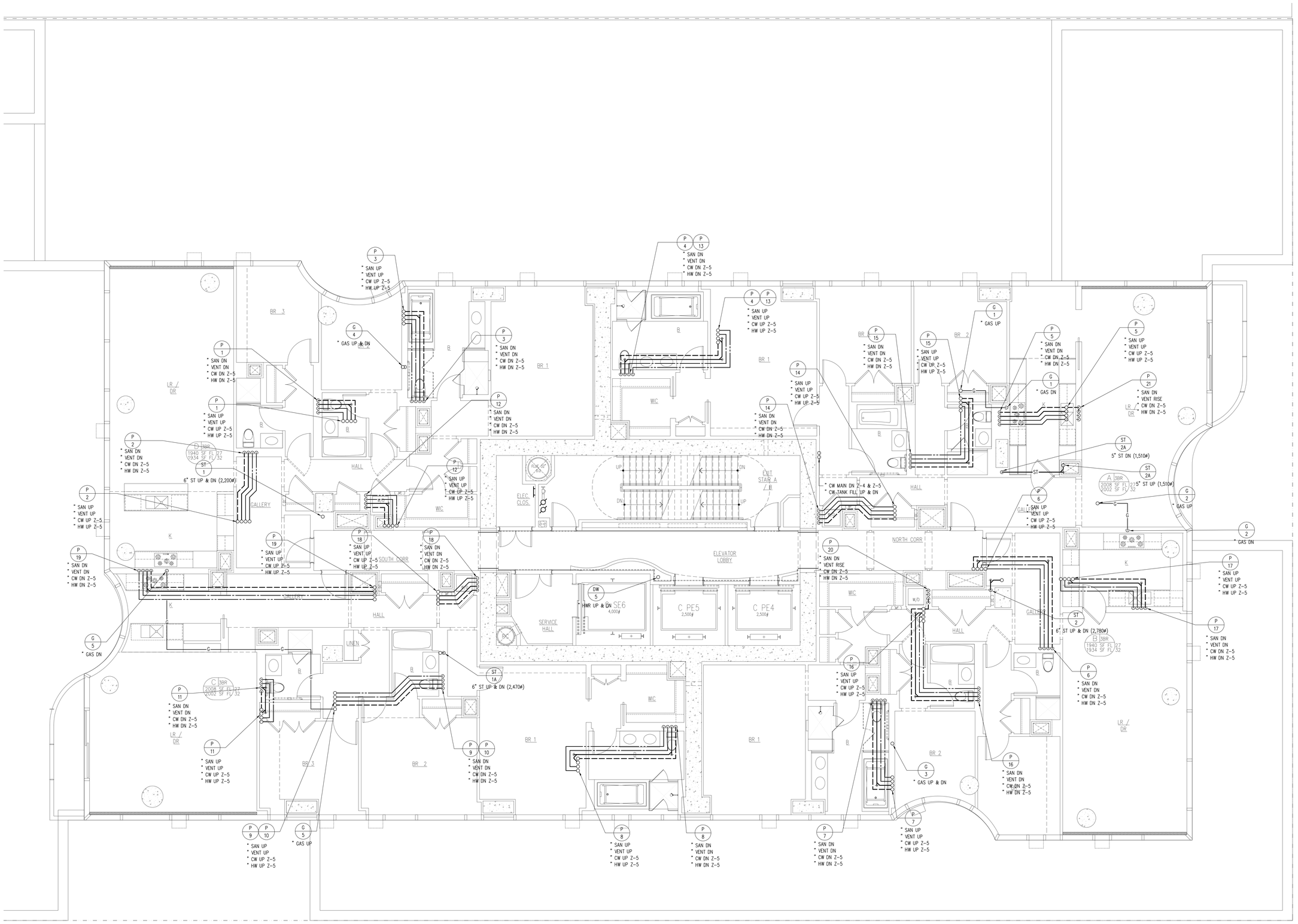


Damian Titus

NYC Buildings

APPROVED

Under Directive 2 of 1975

Date: 03/20/2014:

NYC Development Hub

OWNER:

SNOWPLOW LLC

950 THIRD AVENUE
NEW YORK, NY 10022
TEL.: (212) 486-2000

ARCHITECT OF RECORD:

SLCE*Architects, LLP*

841 BROADWAY
NEW YORK, NY 10003
TEL.: (212) 979-8400
FAX.: (212) 979-8387

DESIGN ARCHITECT:

SOM

14 WALL STREET
NEW YORK, NY 10005
TEL.: 212.298.9336
FAX.: 212.298.9500

STRUCTURAL ENGINEER:

DESIMONE

18 WEST 18th STREET
NEW YORK, NY 10011
TEL.: (212) 532-2211
FAX.: (212) 481-6108

MEP ENGINEER:

WSP • FLACK+KURTZ

512 SEVENTH AVENUE
NEW YORK, NY 10011
TEL.: (212) 532-9600

BUILDING ENVELOPE CONSULTANT:

GMS
GILSANZ MURRAY STEFICEK LLP

129 WEST 27th STREET
NEW YORK, NY 10001
TEL.: (212) 254-0030

| No: | Date: | Revision: |
|---|---|---|
| | 10-10-12 | DOB FILING |
| | 04-20-12 | 100% DD |
| | 10-14-11 | 100% SD |

NORTH ARROW SCALE 1/4" = 1'-0"

KEY PLAN:

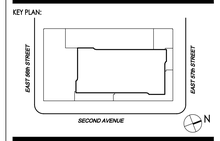


PROJECT:

252 EAST 57th STREET
NEW YORK, NY

TITLE:

PLBG 32ND FLOOR PLAN

SEAL & SIGNATURE:

| | |
|---|---|
| SCALE: | AS SHOWN |
| DATE: | 09-02-11 |
| PROJECT No: | 2011-14 |
| File No: | 250 EAST 57th STREET |
| DRAWN BY: | VL |
| CHECKED BY: | EG |
| DWG. No.: | P-133.00 |

P-133 32.dwg 35 OF 63

DEPT OF BLDGS 121305523 Job Number

ES4SA58F31 Scan Code

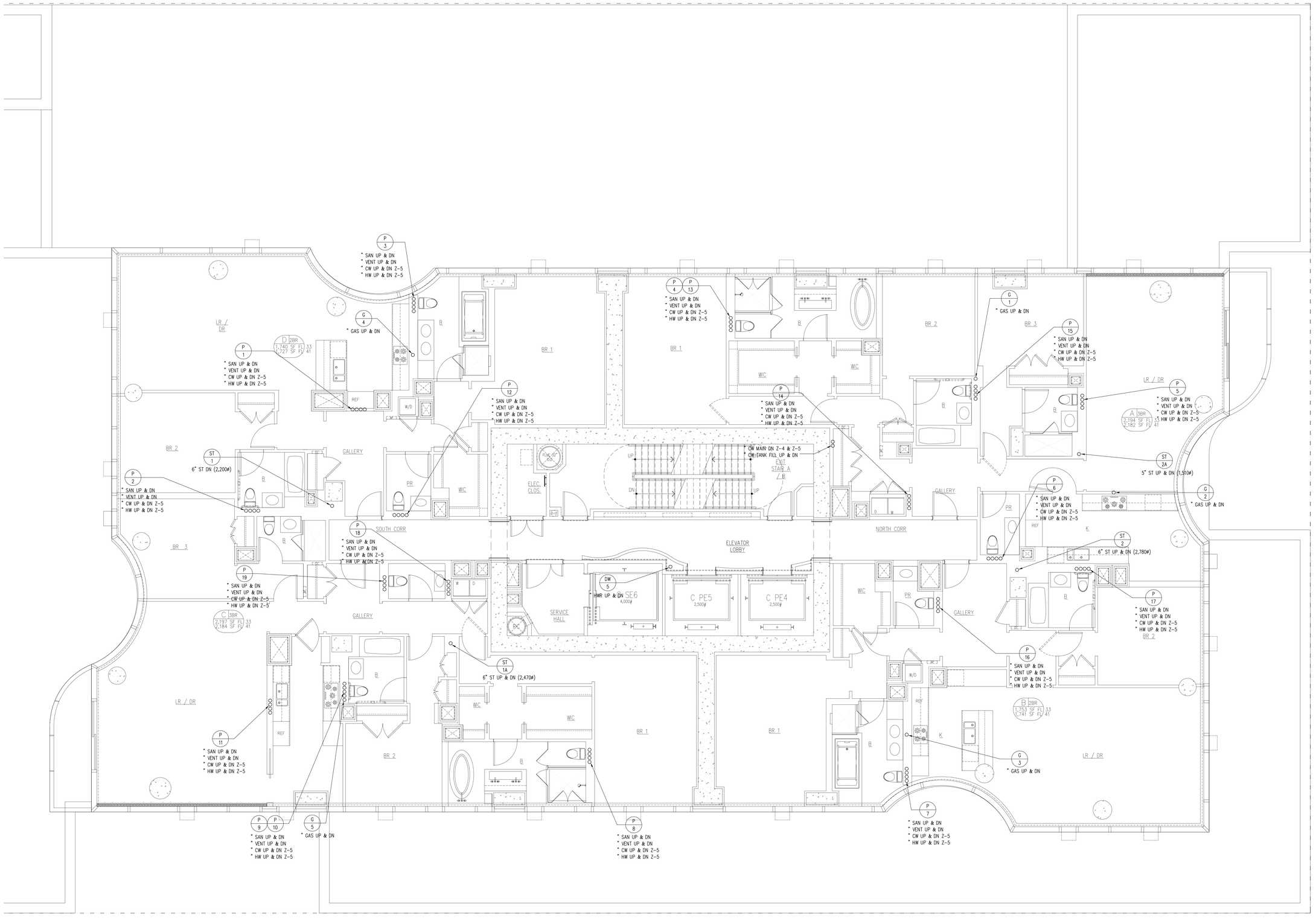


Damian Titus
NYC Buildings
APPROVED
Under Directive 2 of 1975
Date: 03/20/2014
NYC Development Hub

OWNER:

SNOWPLOW LLC
950 THIRD AVENUE
NEW YORK, NY 10022
TEL.: (212) 486-2000

ARCHITECT OF RECORD:

SLCE*Architects, LLP*
841 BROADWAY
NEW YORK, NY 10003
TEL.: (212) 979-8400
FAX.: (212) 979-8387

DESIGN ARCHITECT:

SOM
14 WALL STREET
NEW YORK, NY 10005
TEL.: 212.298.9336
FAX.: 212.298.9500

STRUCTURAL ENGINEER:

DESIMONE
18 WEST 18th STREET
NEW YORK, NY 10011
TEL.: (212) 532-2211
FAX.: (212) 481-6108

MEP ENGINEER:

WSP • FLACK+KURTZ
512 SEVENTH AVENUE
NEW YORK, NY 10011
TEL.: (212) 532-9600

BUILDING ENVELOPE CONSULTANT:

GMS
GILSANZ MURRAY STEFICEK LLP
129 WEST 27th STREET
NEW YORK, NY 10001
TEL.: (212) 254-0030

| No: | Date: | Revision: |
|---|---|---|
| | 10-10-12 | DOB FILING |
| | 04-20-12 | 100% DD |
| | 10-14-11 | 100% SD |

NORTH ARROW SCALE 1/4" = 1'-0"

KEY PLAN:

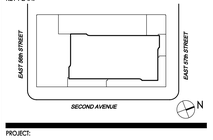


PROJECT:

252 EAST 57th STREET
NEW YORK, NY

TITLE:

PLBG 33RD - 40TH FLOOR PLANS

SEAL & SIGNATURE:

| | |
|---|---|
| SCALE: | AS SHOWN |
| DATE: | 09-02-11 |
| PROJECT No: | 2011-14 |
| FILE No: | 250 EAST 57th STREET |
| DRAWN BY: | VL |
| CHECKED BY: | EG |
| DWG. No.: | P-134.00 |

P-134.33-40.dwg 36 OF 63

DEPT OF BLDGS 121305323 Job Number
E-DB8960929310 Scan Code

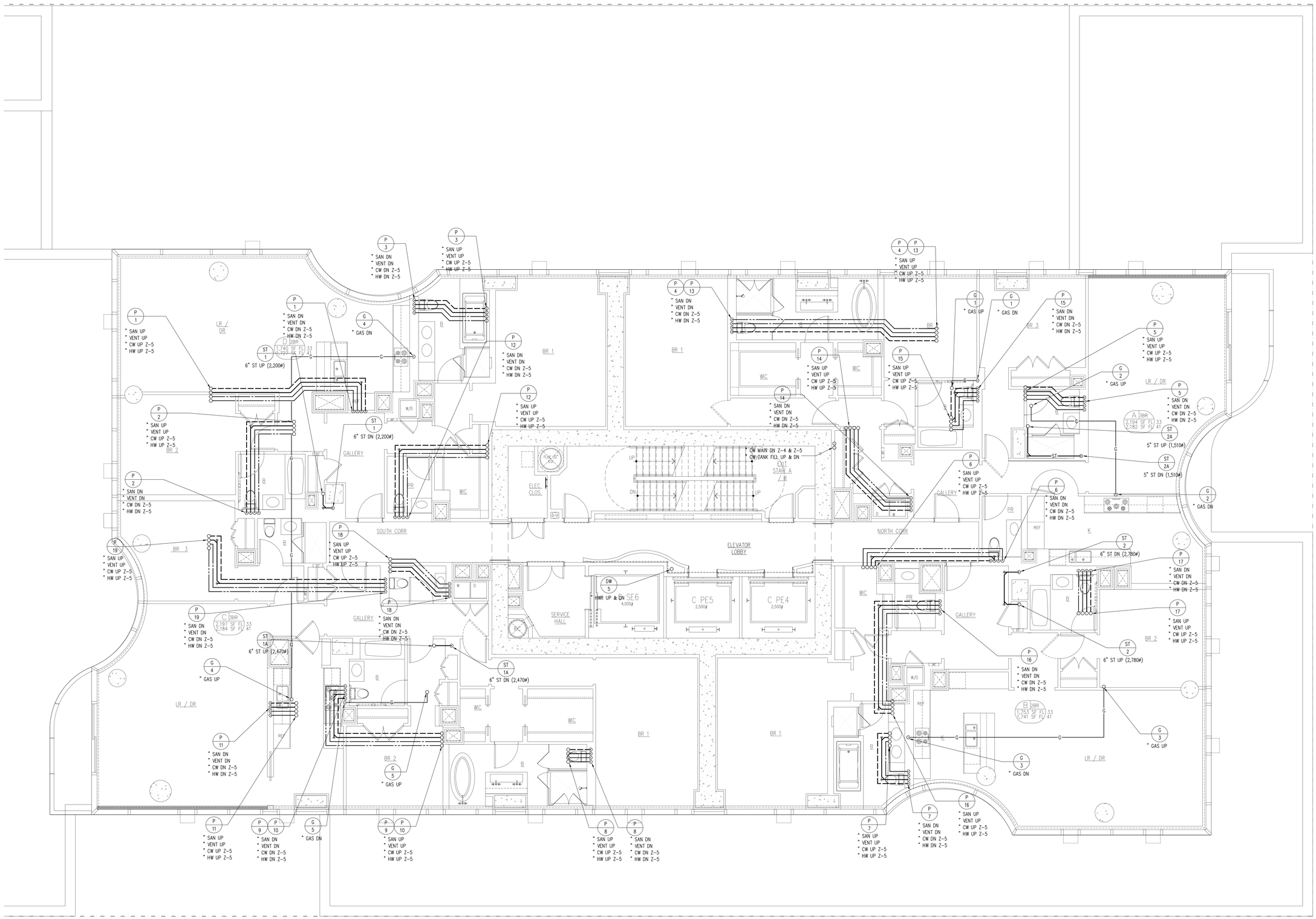


SECOND AVENUE

Damian Titus
Buildings
APPROVED
Under Directive 2 of 1975
Date: 03/20/2014:
NYC Development Hub

OWNER:
SNOWPLOW LLC
950 THIRD AVENUE
NEW YORK, NY 10022
TEL.: (212) 486-2000

ARCHITECT OF RECORD:
SLCE*Architects, LLP*
841 BROADWAY
NEW YORK, NY 10003
TEL.: (212) 979-8400
FAX.: (212) 979-8387

DESIGN ARCHITECT:
SOM
14 WALL STREET
NEW YORK, NY 10005
TEL.: 212.298.9336
FAX.: 212.298.9500

STRUCTURAL ENGINEER:
DESIMONE
18 WEST 18th STREET
NEW YORK, NY 10011
TEL.: (212) 532-2211
FAX.: (212) 481-6108

MEP ENGINEER:
WSP • FLACK+KURTZ
512 SEVENTH AVENUE
NEW YORK, NY 10011
TEL.: (212) 532-9600

BUILDING ENVELOPE CONSULTANT:
GMS
GILSANZ MURRAY STEFICEK LLP
129 WEST 27th STREET
NEW YORK, NY 10001
TEL.: (212) 254-0030

| No: | Date: | Revision: |
|---|---|---|
| | 10-10-12 | DOB FILING |
| | 04-20-12 | 100% DD |
| | 10-14-11 | 100% SD |

NORTH ARROW SCALE 1/4" = 1'-0"

KEY PLAN:

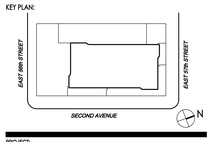


PROJECT:
# 252 EAST 57th STREET NEW YORK, NY

TITLE:
PLBG 41ST FLOOR PLAN

SEAL & SIGNATURE:

| | |
|---|---|
| SCALE: | AS SHOWN |
| DATE: | 09-00-11 |
| PROJECT No: | 2011-14 |
| FILE No: | 250 EAST 57th STREET |
| DRAWN BY: | VL |
| CHECKED BY: | EG |
| DWG. No.: | P-135.00 |

P-135 41.dwg 37 OF 63

DEPT OF BLDGS 121305324 Job Number
B00834269 Scan Code

OWNER:
SNOWPLOW LLC
950 THIRD AVENUE
NEW YORK, NY 10022
TEL.: (212) 486-2000

ARCHITECT OF RECORD:
SLCE*Architects, LLP*
841 BROADWAY
NEW YORK, NY 10003
TEL.: (212) 979-8400
FAX.: (212) 979-8387

DESIGN ARCHITECT:
SOM
14 WALL STREET
NEW YORK, NY 10005
TEL.: 212.298.9336
FAX.: 212.298.9500

STRUCTURAL ENGINEER:
DESIMONE
18 WEST 18th STREET
NEW YORK, NY 10011
TEL.: (212) 532-2211
FAX.: (212) 481-6108

MEP ENGINEER:
WSP • FLACK+KURTZ
512 SEVENTH AVENUE
NEW YORK, NY 10011
TEL.: (212) 532-9600

BUILDING ENVELOPE CONSULTANT:
GMS
GILSANZ MURRAY STEFICEK LLP
129 WEST 27th STREET
NEW YORK, NY 10001
TEL.: (212) 254-0030

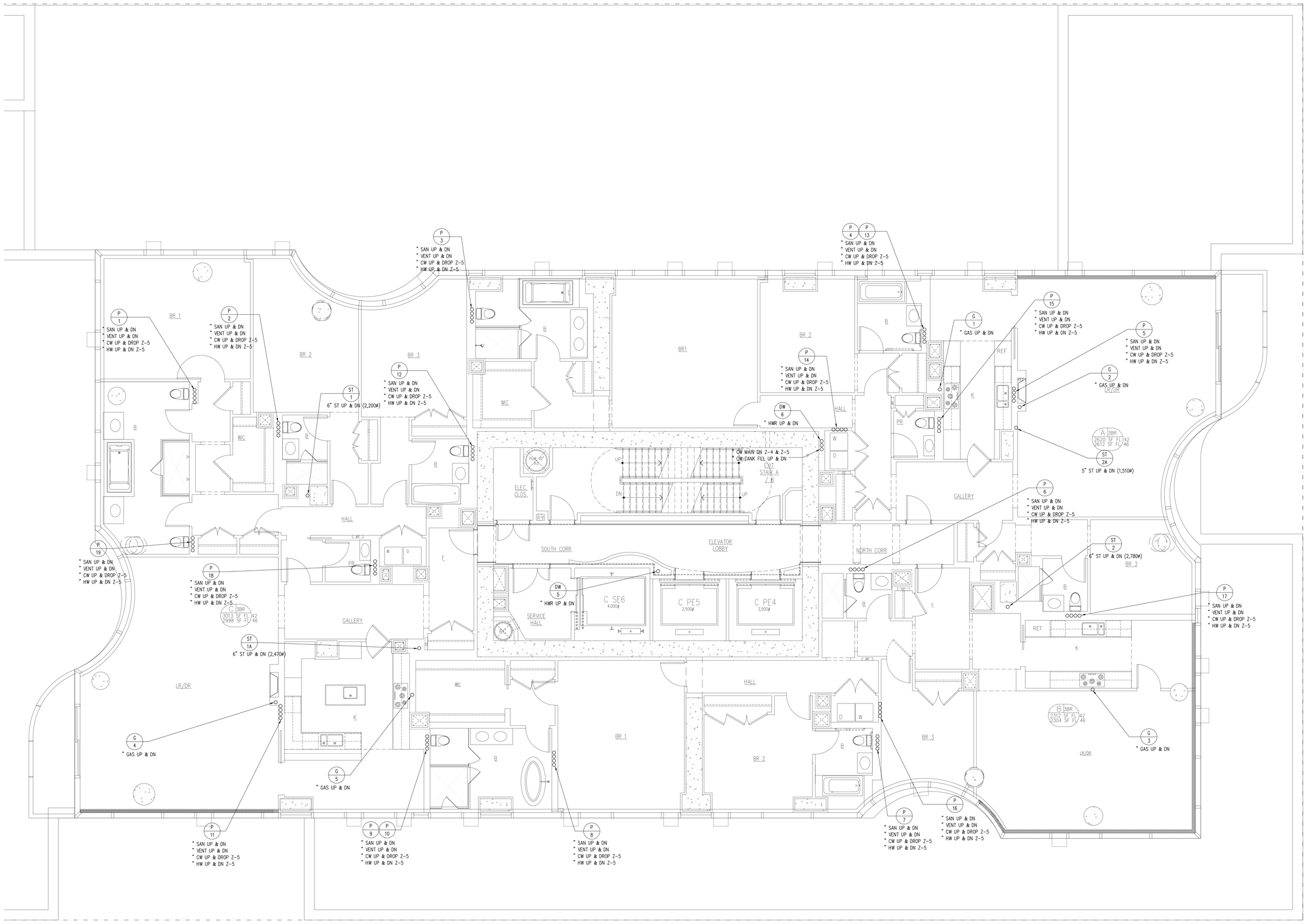


Damian Titus
NYC Buildings
APPROVED
Under Directive 2 of 1975
Date: 03/20/2014:
NYC Development Hub

| No: | Date: | Revision: |
|---|---|---|
| | 10-10-12 | DOB FILING |
| | 04-20-12 | 100% DD |
| | 10-14-11 | 100% SD |

NORTH ARROW SCALE 1/4" = 1'-0"

KEY PLAN:
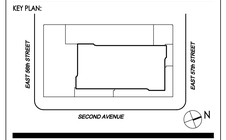


PROJECT:
252 EAST 57th STREET
NEW YORK, NY

TITLE:
PLBG 42ND FLOOR PLAN

SEAL & SIGNATURE:

| | |
|---|---|
| SCALE: | AS SHOWN |
| DATE: | 09-02-11 |
| PROJECT No: | 2011-14 |
| FILE No: | 250 EAST 57th STREET |
| DRAWN BY: | VL |
| CHECKED BY: | EG |
| DWG. No.: | P-136.00 |
| P-136.42.dwg | 38 OF 63 |

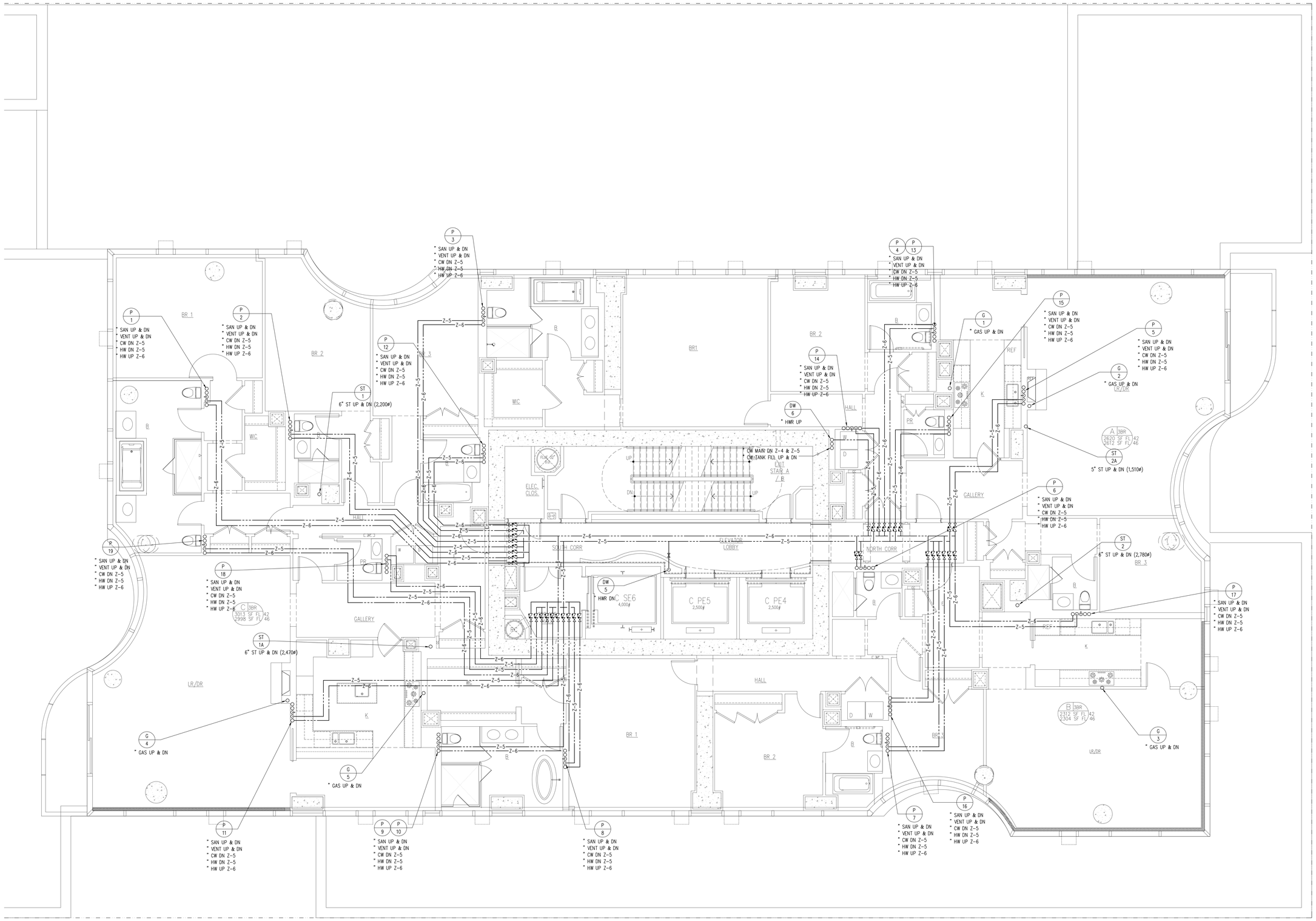


SECOND AVENUE

Damian Titus
Buildings
APPROVED
Under Directive 2 of 1975
Date: 03/20/2014:
NYC Development Hub

OWNER:

SNOWPLOW LLC
950 THIRD AVENUE
NEW YORK, NY 10022
TEL.: (212) 486-2000

ARCHITECT OF RECORD:

SLCE*Architects, LLP*
841 BROADWAY
NEW YORK, NY 10003
TEL.: (212) 979-8400
FAX.: (212) 979-8387

DESIGN ARCHITECT:

SOM
14 WALL STREET
NEW YORK, NY 10005
TEL.: 212.298.9336
FAX.: 212.298.9500

STRUCTURAL ENGINEER:

DESIMONE
18 WEST 18th STREET
NEW YORK, NY 10011
TEL.: (212) 532-2211
FAX.: (212) 481-6108

MEP ENGINEER:

WSP · FLACK+KURTZ
512 SEVENTH AVENUE
NEW YORK, NY 10011
TEL.: (212) 532-9600

BUILDING ENVELOPE CONSULTANT:

GMS
GILSANZ MURRAY STEFICEK LLP
129 WEST 27th STREET
NEW YORK, NY 10001
TEL.: (212) 254-0030

| No: | Date: | Revision: |
|---|---|---|
| | 10-10-12 | DOB FILING |
| | 04-20-12 | 100% DD |
| | 10-14-11 | 100% SD |

NORTH ARROW SCALE 1/4" = 1'-0"

KEY PLAN:

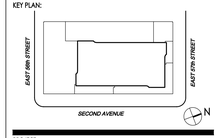


PROJECT:

252 EAST 57th STREET
NEW YORK, NY

TITLE:

PLBG 43RD
FLOOR PLAN

SEAL & SIGNATURE:

STATE OF NEW YORK · SEAL OF THE PROFESSIONAL ENGINEER · 40-0500

| | |
|---|---|
| SCALE: | AS SHOWN |
| DATE: | 09-02-11 |
| PROJECT No: | 2011-14 |
| FILE No: | 250 EAST 57th STREET |
| DRAWN BY: | VL |
| CHECKED BY: | EG |
| DWG. No.: | P-137.00 |

P-137 43.dwg 39 OF 63

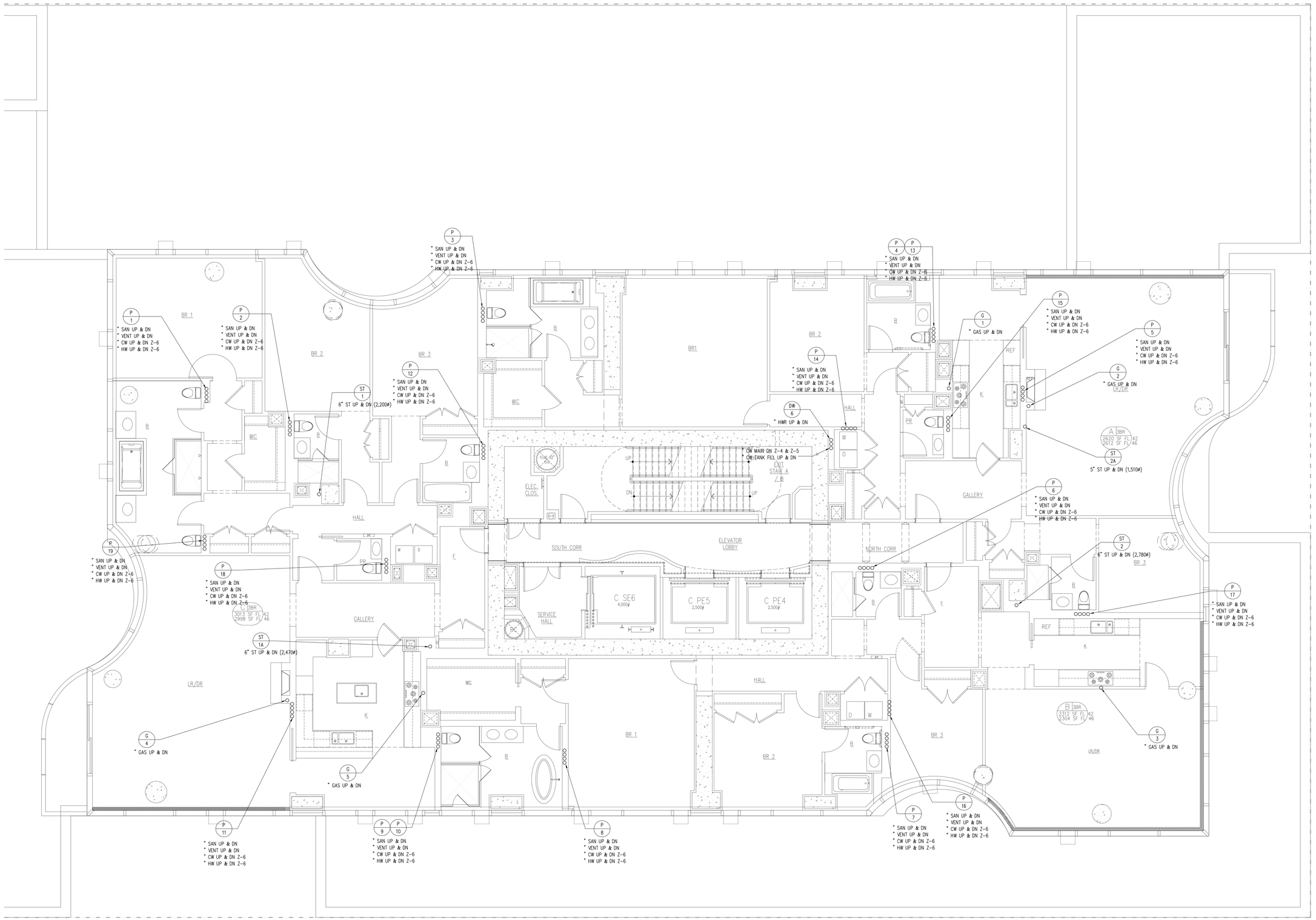


SECOND AVENUE

Damian Titus
Buildings
APPROVED
Under Directive 2 of 1975
Date: 03/20/2014:
NYC Development Hub

OWNER:

SNOWPLOW LLC
950 THIRD AVENUE
NEW YORK, NY 10022
TEL.: (212) 486-2000

ARCHITECT OF RECORD:

SLCE*Architects, LLP*
841 BROADWAY
NEW YORK, NY 10003
TEL.: (212) 979-8400
FAX.: (212) 979-8387

DESIGN ARCHITECT:

SOM
14 WALL STREET
NEW YORK, NY 10005
TEL.: 212.298.9336
FAX.: 212.298.9300

STRUCTURAL ENGINEER:

DESIMONE
18 WEST 18th STREET
NEW YORK, NY 10011
TEL.: (212) 532-2211
FAX.: (212) 481-6108

MEP ENGINEER:

WSP · FLACK+KURTZ
512 SEVENTH AVENUE
NEW YORK, NY 10011
TEL.: (212) 532-9600

BUILDING ENVELOPE CONSULTANT:

GMS
GILSANZ MURRAY STEFICEK LLP
129 WEST 27th STREET
NEW YORK, NY 10001
TEL.: (212) 254-0030

| No: | Date: | Revision: |
|---|---|---|
| | 10-10-12 | DOB FILING |
| | 04-20-12 | 100% DD |
| | 10-14-11 | 100% SD |

NORTH ARROW | SCALE 1/4" = 1'-0"

KEY PLAN:

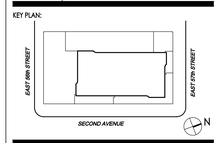


PROJECT:

252 EAST 57th STREET
NEW YORK, NY

TITLE:

PLBG 44TH - 45TH
FLOOR PLANS

SEAL & SIGNATURE:

| | |
|---|---|
| SCALE: | AS SHOWN |
| DATE: | 09-02-11 |
| PROJECT No: | 2011-14 |
| FILE No: | 250 EAST 57th STREET |
| DRAWN BY: | VL |
| CHECKED BY: | EG |
| DWG. No.: | P-138.00 |

P-138 44-45.dwg | 40 OF 63

DEPT OF BLDGS 121305523 Job Number
B2014050439 Scan Code

OWNER:
SNOWPLOW LLC
950 THIRD AVENUE
NEW YORK, NY 10022
TEL.: (212) 486-2000

ARCHITECT OF RECORD:
SLCE*Architects, LLP*
841 BROADWAY
NEW YORK, NY 10003
TEL.: (212) 979-8400
FAX.: (212) 979-8387

DESIGN ARCHITECT:
SOM
14 WALL STREET
NEW YORK, NY 10005
TEL.: 212.298.9336
FAX.: 212.298.9500

STRUCTURAL ENGINEER:
DESIMONE
18 WEST 18th STREET
NEW YORK, NY 10011
TEL.: (212) 532-2211
FAX.: (212) 481-6108

MEP ENGINEER:
WSP • FLACK+KURTZ
512 SEVENTH AVENUE
NEW YORK, NY 10011
TEL.: (212) 532-9600

BUILDING ENVELOPE CONSULTANT:
GMS
GILSANZ MURRAY STEFICEK LLP
129 WEST 27th STREET
NEW YORK, NY 10001
TEL.: (212) 254-0030

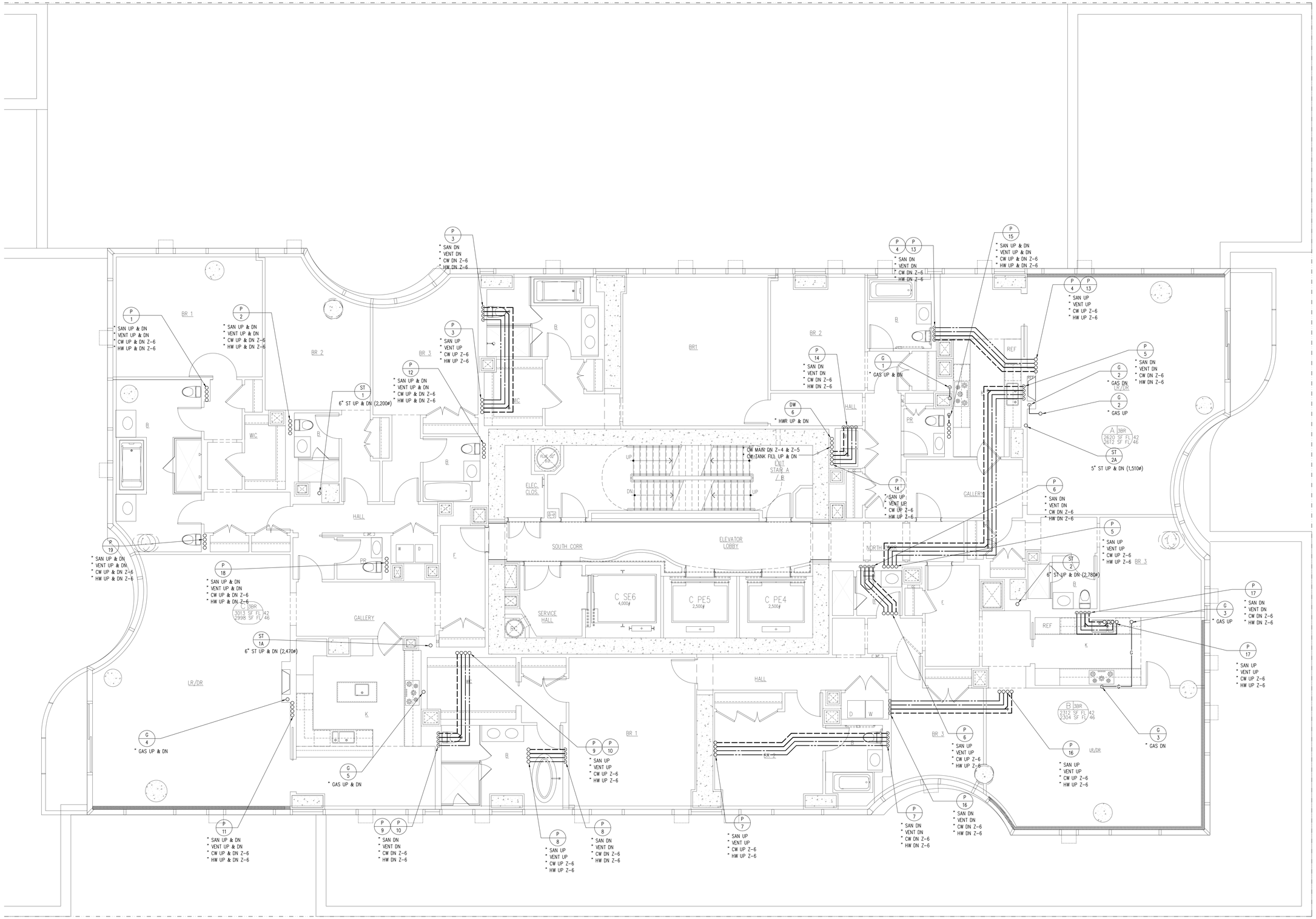


SECOND AVENUE

Damian Titus
Buildings
APPROVED
Under Directive 2 of 1975
Date: 03/20/2014:
NYC Development Hub

| No: | Date: | Revision: |
|---|---|---|
| | 10-10-12 | DOB FILING |
| | 04-20-12 | 100% DD |
| | 10-14-11 | 100% SD |

NORTH ARROW SCALE 1/4" = 1'-0"

KEY PLAN:
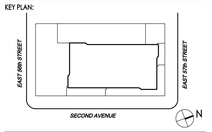


PROJECT:
252 EAST 57th STREET
NEW YORK, NY

TITLE:
PLBG 46TH FLOOR PLAN

SEAL & SIGNATURE:

| | |
|---|---|
| SCALE: | AS SHOWN |
| DATE: | 09-05-11 |
| PROJECT No: | 2011-14 |
| File No: | 250 EAST 57th STREET |
| DRAWN BY: | VL |
| CHECKED BY: | EG |
| DWG. No.: | P-139.00 |

P-139.46.dwg 41 OF 63

DEPT OF BLDGS 121320523 Job Number

E2005359452 Scan Code

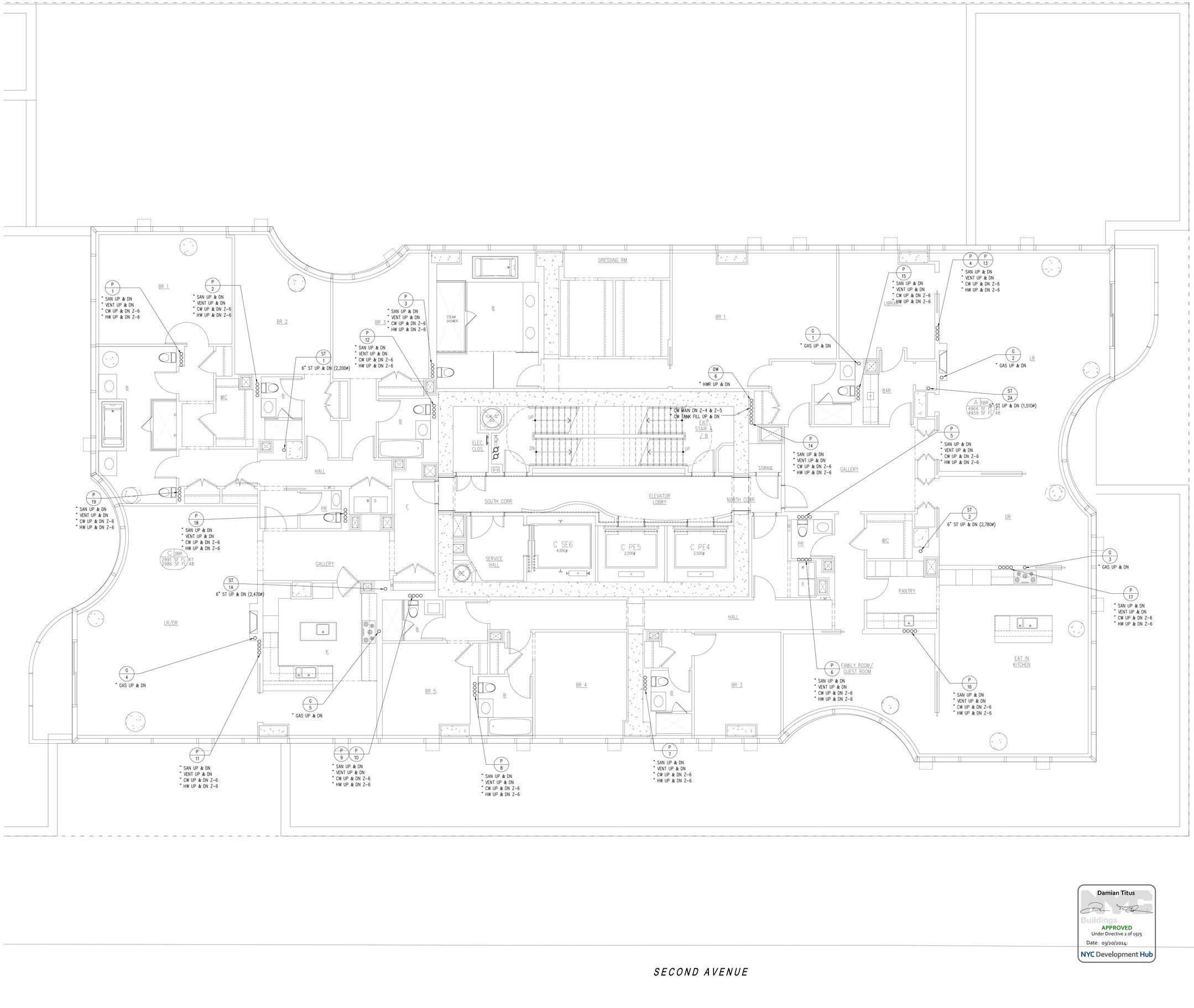


Damian Titus
NYC Buildings
APPROVED
Under Directive 2 of 1975
Date: 03/20/2014:
NYC Development Hub

OWNER:

SNOWPLOW LLC

950 THIRD AVENUE
NEW YORK, NY 10022
TEL.: (212) 486-2000

ARCHITECT OF RECORD:

SLCE*Architects, LLP*

841 BROADWAY
NEW YORK, NY 10003
TEL.: (212) 979-8400
FAX.: (212) 979-8387

DESIGN ARCHITECT:

SOM

14 WALL STREET
NEW YORK, NY 10005
TEL.: 212.298.9336
FAX.: 212.298.9500

STRUCTURAL ENGINEER:

DESIMONE

18 WEST 18th STREET
NEW YORK, NY 10011
TEL.: (212) 532-2211
FAX.: (212) 481-6108

MEP ENGINEER:

WSP • FLACK+KURTZ

512 SEVENTH AVENUE
NEW YORK, NY 10011
TEL.: (212) 532-9600

BUILDING ENVELOPE CONSULTANT:

GBS
GILSANZ MURRAY STEFICEK LLP

129 WEST 27th STREET
NEW YORK, NY 10001
TEL.: (212) 254-0030

| No: | Date: | Revision: |
|---|---|---|
| | 10-10-12 | DOB FILING |
| | 04-20-12 | 100% DD |
| | 10-14-11 | 100% SD |

NORTH ARROW

SCALE 1/4" = 1'-0"

KEY PLAN:

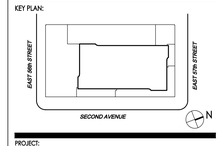


PROJECT:

252 EAST 57th STREET
NEW YORK, NY

TITLE:

PLBG 47TH
FLOOR PLAN

SEAL & SIGNATURE:

| | |
|---|---|
| SCALE: | AS SHOWN |
| DATE: | 09-02-11 |
| PROJECT No: | 2011-14 |
| FILE No: | 250 EAST 57th STREET |
| DRAWN BY: | VL |
| CHECKED BY: | EG |
| DWG. No.: | P-140.00 |

P-140 47.dwg

42 OF 63

DEPT OF BLDGS 121305525 Job Number

ES0471855E03 Scan Code

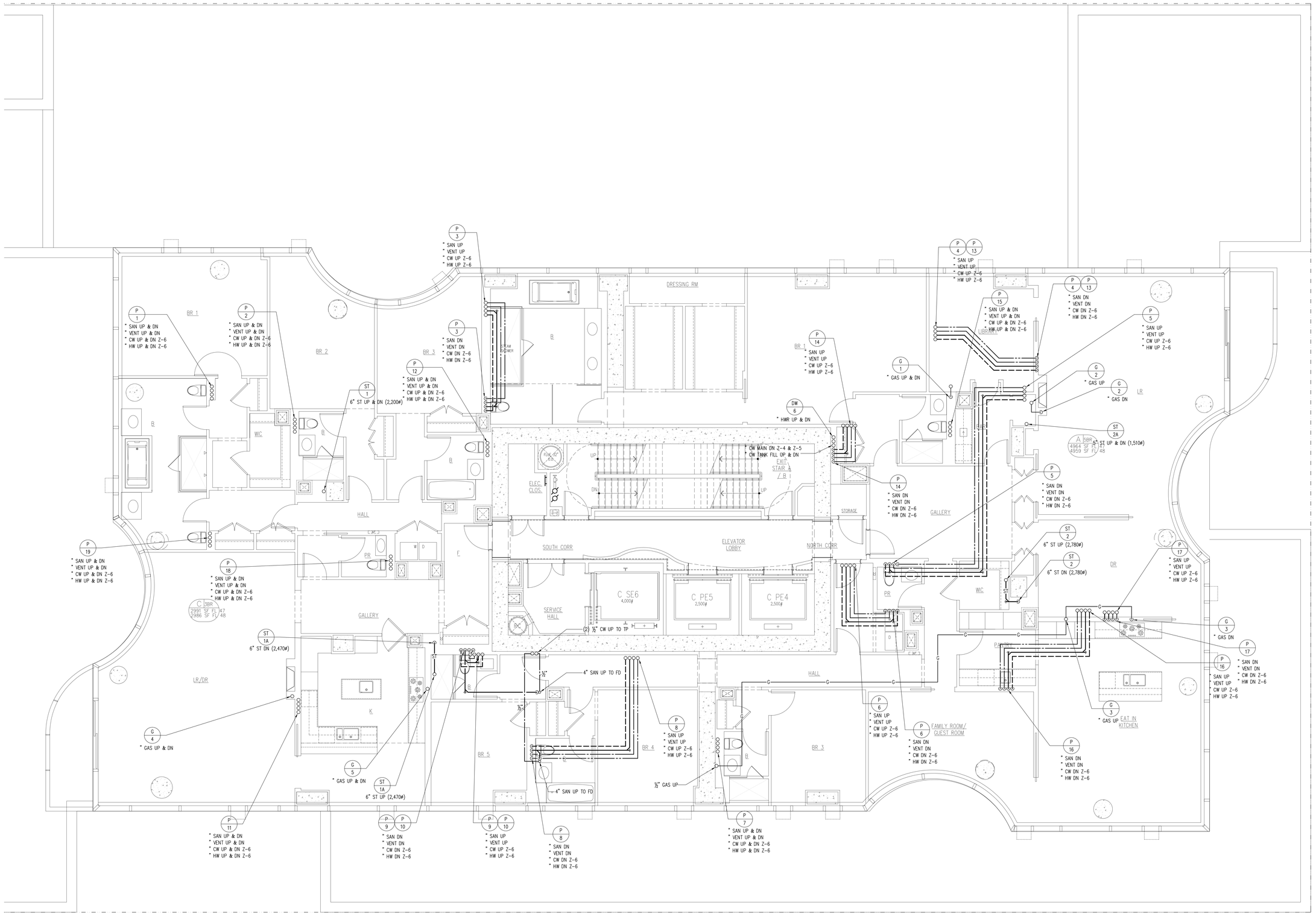



OWNER:

SNOWPLOW LLC

950 THIRD AVENUE
NEW YORK, NY 10022
TEL.: (212) 486-2000

ARCHITECT OF RECORD:

SLCE*Architects, LLP*

841 BROADWAY
NEW YORK, NY 10003
TEL.: (212) 979-8400
FAX.: (212) 979-8387

DESIGN ARCHITECT:

SOM

14 WALL STREET
NEW YORK, NY 10005
TEL.: 212.298.9336
FAX.: 212.298.9500

STRUCTURAL ENGINEER:

DESIMONE

18 WEST 18th STREET
NEW YORK, NY 10011
TEL.: (212) 532-2211
FAX.: (212) 481-6108

MEP ENGINEER:

WSP • FLACK+KURTZ

512 SEVENTH AVENUE
NEW YORK, NY 10011
TEL.: (212) 532-9600

BUILDING ENVELOPE CONSULTANT:

GMS
GILSANZ MURRAY STEFICEK LLP

129 WEST 27th STREET
NEW YORK, NY 10001
TEL.: (212) 254-0030


| No: | Date: | Revision: |
|---|---|---|
| | 10-10-12 | DOB FILING |
| | 04-20-12 | 100% DD |
| | 10-14-11 | 100% SD |

NORTH ARROW SCALE 1/4" = 1'-0"

KEY PLAN:

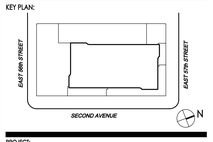


PROJECT:

# 252 EAST 57th STREET NEW YORK, NY

TITLE:

PLBG 48TH FLOOR PLAN

Damian Titus
Buildings
APPROVED
Under Directive 2 of 1975
Date: 03/20/2014:
NYC Development Hub

SEAL & SIGNATURE:

| | |
|---|---|
| SCALE: | AS SHOWN |
| DATE: | 09-03-11 |
| PROJECT No: | 2011-14 |
| FILE No: | 250 EAST 57th STREET |
| DRAWN BY: | VL |
| CHECKED BY: | EG |
| DWG. No.: | P-110.00 |

P-141 48.dwg 43 OF 63

DEPT OF BLDGS 121305323 Job Number
E5001125284 Scan Code

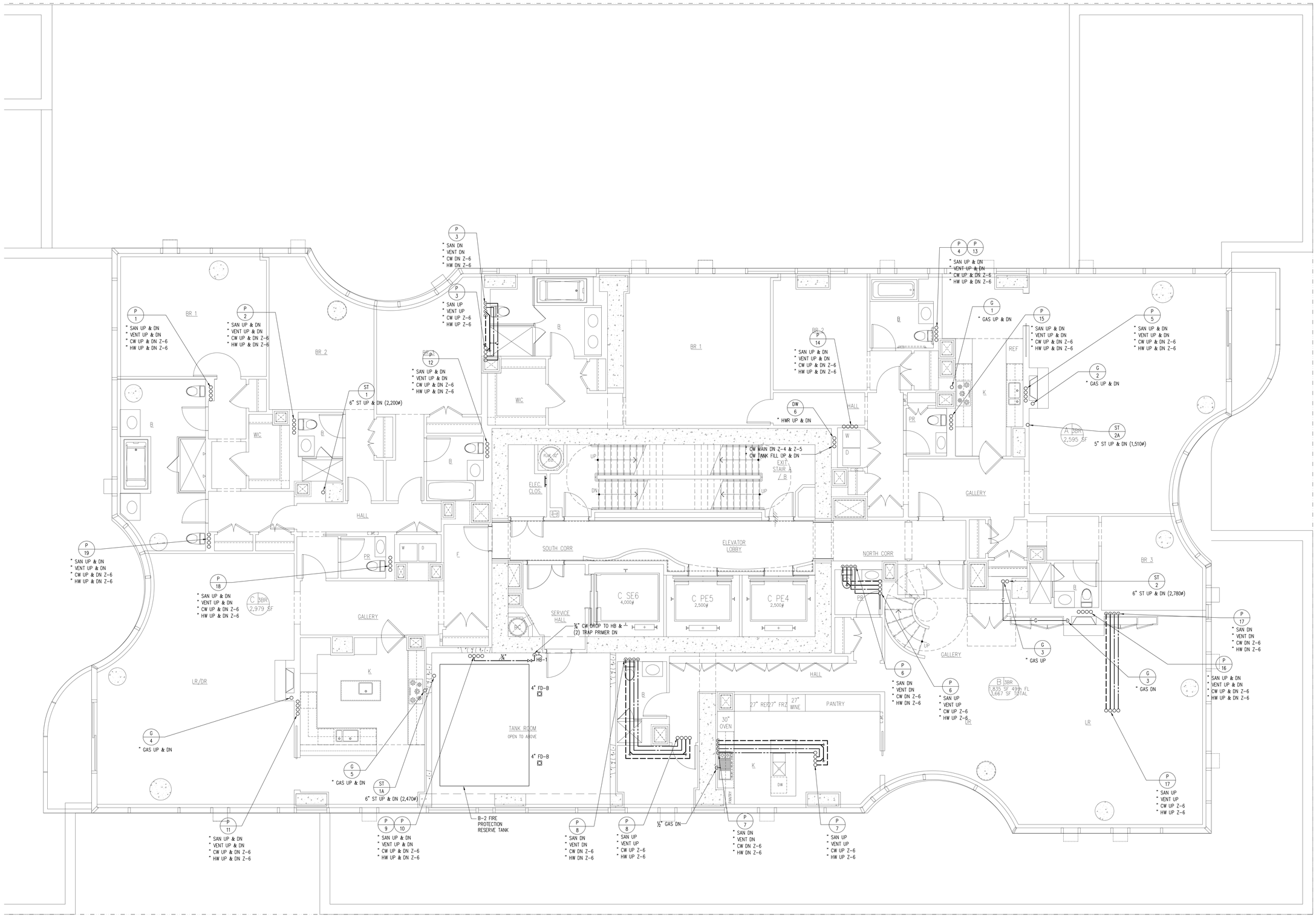


Damian Titus
Buildings
APPROVED
Under Directive 2 of 1975
Date: 03/20/2014:
NYC Development Hub

OWNER:
SNOWPLOW LLC
950 THIRD AVENUE
NEW YORK, NY 10022
TEL.: (212) 486-2000

ARCHITECT OF RECORD:
SLCE*Architects, LLP*
841 BROADWAY
NEW YORK, NY 10003
TEL.: (212) 979-8400
FAX.: (212) 979-8387

DESIGN ARCHITECT:
SOM
14 WALL STREET
NEW YORK, NY 10005
TEL.: 212.298.9336
FAX.: 212.298.9500

STRUCTURAL ENGINEER:
DESIMONE
18 WEST 18th STREET
NEW YORK, NY 10011
TEL.: (212) 532-2211
FAX.: (212) 481-6108

MEP ENGINEER:
WSP • FLACK+KURTZ
512 SEVENTH AVENUE
NEW YORK, NY 10011
TEL.: (212) 532-9600

BUILDING ENVELOPE CONSULTANT:
GMS
GILSANZ MURRAY STEFICEK LLP
129 WEST 27th STREET
NEW YORK, NY 10001
TEL.: (212) 254-0030

| No: | Date: | Revision: |
|---|---|---|
| | 10-10-12 | DOB FILING |
| | 04-20-12 | 100% DD |
| | 10-14-11 | 100% SD |

NORTH ARROW SCALE 1/4" = 1'-0"

KEY PLAN:
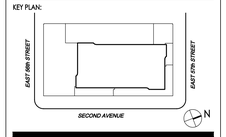


PROJECT:
# 252 EAST 57th STREET NEW YORK, NY

TITLE:
PLBG 49TH FLOOR PLAN

SEAL & SIGNATURE:

| | |
|---|---|
| SCALE: | AS SHOWN |
| DATE: | 09-02-11 |
| PROJECT No: | 2011-14 |
| FILE No: | 250 EAST 57th STREET |
| DRAWN BY: | VL |
| CHECKED BY: | BG |
| DWG. No.: | P-142.00 |
| P-142.49.dwg | 44 OF 63 |

DEPT OF BLDGS 121305324 Job Number
E5305113781 Scan Code

OWNER:
SNOWPLOW LLC
950 THIRD AVENUE
NEW YORK, NY 10022
TEL.: (212) 486-2000

ARCHITECT OF RECORD:
SLCE*Architects, LLP*
841 BROADWAY
NEW YORK, NY 10003
TEL.: (212) 979-8400
FAX.: (212) 979-8387

DESIGN ARCHITECT:
SOM
14 WALL STREET
NEW YORK, NY 10005
TEL.: 212.298.9336
FAX.: 212.298.9500

STRUCTURAL ENGINEER:
DESIMONE
18 WEST 18th STREET
NEW YORK, NY 10011
TEL.: (212) 532-2211
FAX.: (212) 481-6108

MEP ENGINEER:
WSP • FLACK+KURTZ
512 SEVENTH AVENUE
NEW YORK, NY 10011
TEL.: (212) 532-9600

BUILDING ENVELOPE CONSULTANT:
GBS
GILSANZ MURRAY STEFICEK LLP
129 WEST 27th STREET
NEW YORK, NY 10001
TEL.: (212) 254-0030

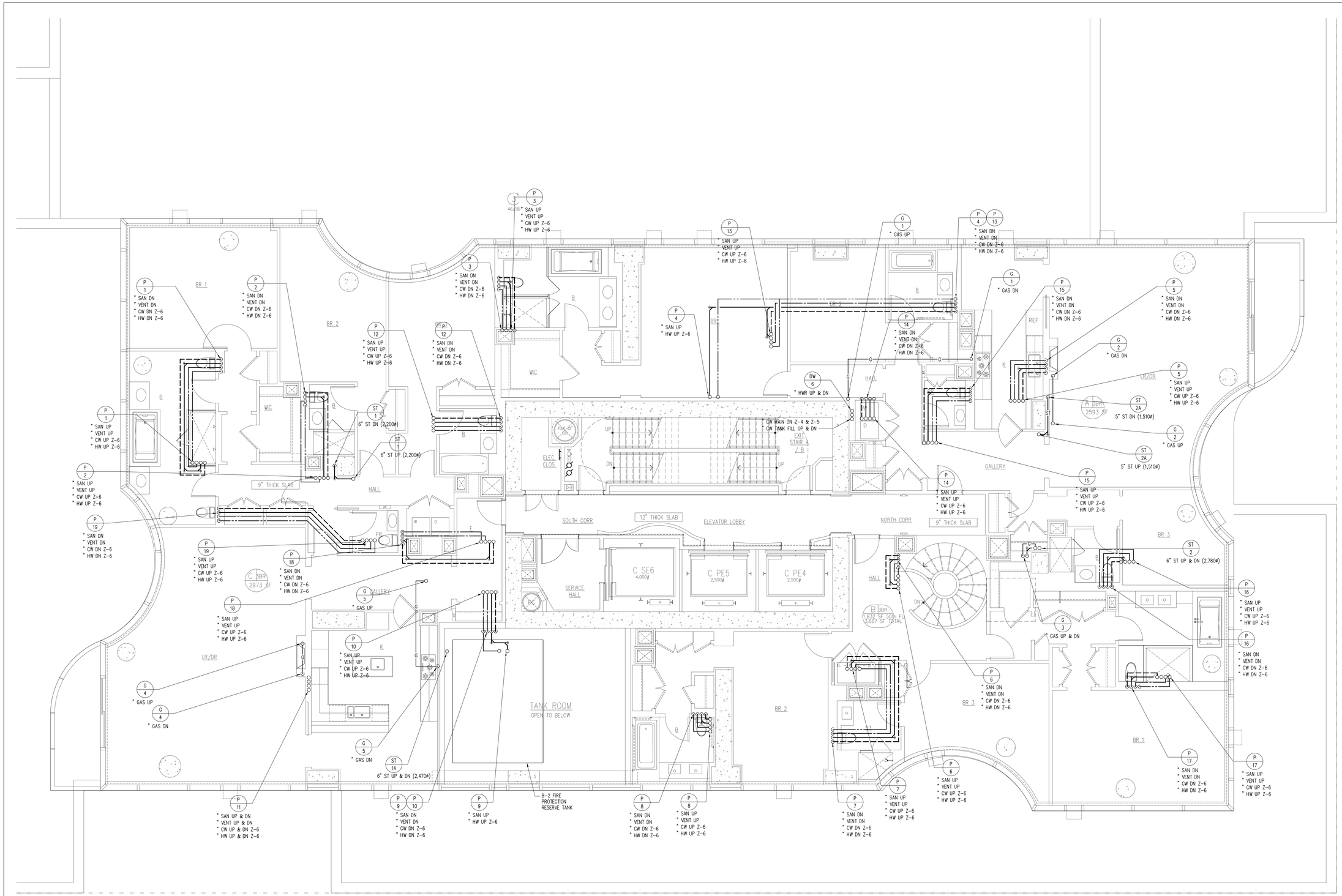


| No: | Date: | Revision: |
|---|---|---|
| | 10-10-12 | DOB FILING |
| | 04-20-12 | 100% DD |
| | 10-14-11 | 100% SD |

NORTH ARROW SCALE 1/4" = 1'-0"

KEY PLAN:

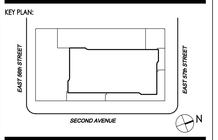


PROJECT:
# 252 EAST 57th STREET NEW YORK, NY

TITLE:
PLBG 50TH FLOOR PLAN

Damian Titus
NYC Buildings
APPROVED
Under Directive 2 of 1975
Date: 03/20/2014:
NYC Development Hub

SEAL & SIGNATURE:

| | |
|---|---|
| SCALE: | AS SHOWN |
| DATE: | 09-20-11 |
| PROJECT No: | 2011-14 |
| File No: | 250 EAST 57th STREET |
| DRAWN BY: | V.L. |
| CHECKED BY: | E.G. |
| DWG. No.: | P-143.00 |

P-143.50.dwg 45 OF 63

DEPT OF BLDGS 121303523 Job Number
E303959500 Scan Code

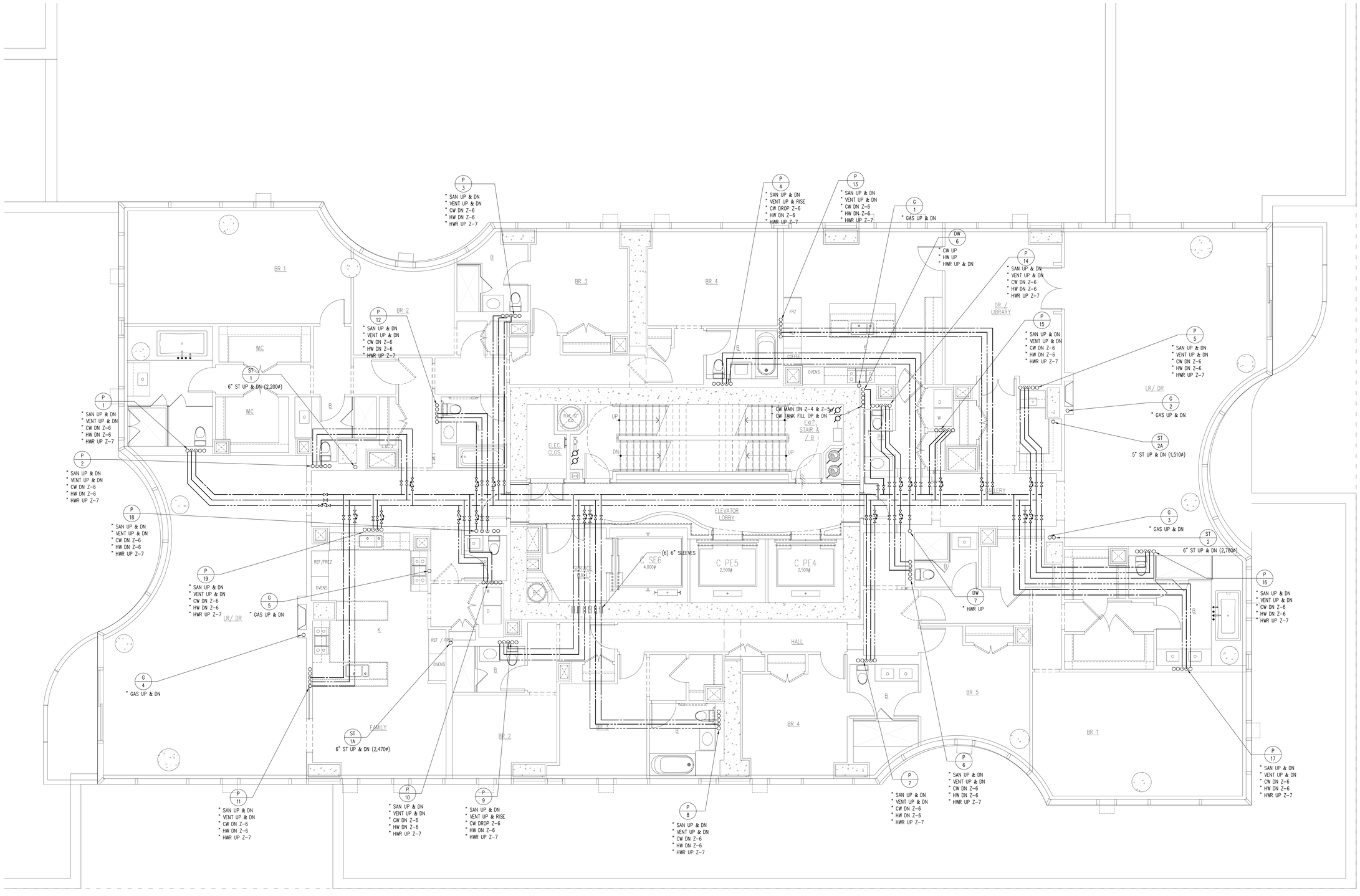


SECOND AVENUE

Damian Titus
NYC Buildings
APPROVED
Under Directive 2 of 1975
Date: 03/20/2014:
NYC Development Hub

OWNER:
SNOWPLOW LLC
950 THIRD AVENUE
NEW YORK, NY 10022
TEL.: (212) 486-2000

ARCHITECT OF RECORD:
SLCE*Architects, LLP*
841 BROADWAY
NEW YORK, NY 10003
TEL.: (212) 979-8400
FAX.: (212) 979-8387

DESIGN ARCHITECT:
SOM
14 WALL STREET
NEW YORK, NY 10005
TEL.: 212.298.9336
FAX.: 212.298.9500

STRUCTURAL ENGINEER:
DESIMONE
18 WEST 18th STREET
NEW YORK, NY 10011
TEL.: (212) 532-2211
FAX.: (212) 481-6108

MEP ENGINEER:
WSP • FLACK+KURTZ
512 SEVENTH AVENUE
NEW YORK, NY 10011
TEL.: (212) 532-9600

BUILDING ENVELOPE CONSULTANT:
GMS
GILSANZ MURRAY STEFICEK LLP
129 WEST 27th STREET
NEW YORK, NY 10001
TEL.: (212) 254-0030

| No: | Date: | Revision: |
|---|---|---|
| | 10-10-12 | DOB FILING |
| | 04-20-12 | 100% DD |
| | 10-14-11 | 100% SD |

NORTH ARROW SCALE 1/4" = 1'-0"

KEY PLAN:

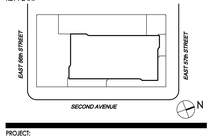


PROJECT:
252 EAST 57th STREET
NEW YORK, NY

TITLE:
PLBG 51ST
FLOOR PLAN

SEAL & SIGNATURE:

| | |
|---|---|
| SCALE: | AS SHOWN |
| DATE: | 09-03-11 |
| PROJECT No: | 2011-14 |
| FILE No: | 250 EAST 57th STREET |
| DRAWN BY: | V.L. |
| CHECKED BY: | E.G. |
| DWG. No.: | P-144.00 |

P-144 51.dwg 46 OF 63

DEPT OF BLDGS 121305323 Job Number

B1055139855 Scan Code

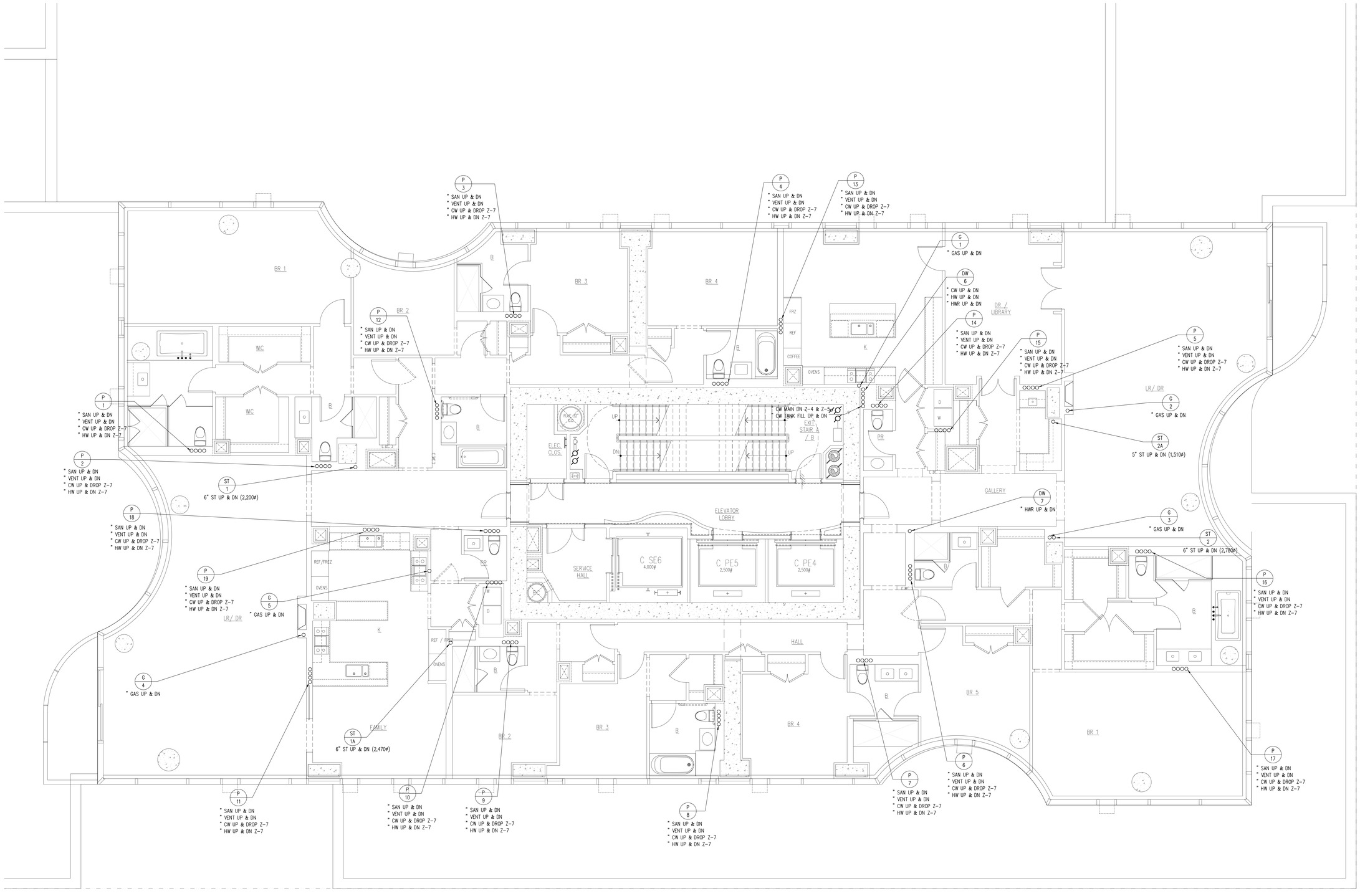


Damian Titus
Buildings
APPROVED
Under Directive 2 of 1975
Date: 03/20/2014:
NYC Development Hub

OWNER:

SNOWPLOW LLC

950 THIRD AVENUE
NEW YORK, NY 10022
TEL.: (212) 486-2000

ARCHITECT OF RECORD:

SLCE*Architects, LLP*

841 BROADWAY
NEW YORK, NY 10003
TEL.: (212) 979-8400
FAX.: (212) 979-8387

DESIGN ARCHITECT:

SOM

14 WALL STREET
NEW YORK, NY 10005
TEL.: 212.298.9336
FAX.: 212.298.9500

STRUCTURAL ENGINEER:

DESIMONE

18 WEST 18th STREET
NEW YORK, NY 10011
TEL.: (212) 532-2211
FAX.: (212) 481-6108

MEP ENGINEER:

WSP • FLACK+KURTZ

512 SEVENTH AVENUE
NEW YORK, NY 10011
TEL.: (212) 532-9600

BUILDING ENVELOPE CONSULTANT:

GMS
GILSANZ MURRAY STEFICEK LLP

129 WEST 27th STREET
NEW YORK, NY 10001
TEL.: (212) 254-0030

| No: | Date: | Revision: |
|---|---|---|
| | 10-10-12 | DOB FILING |
| | 04-25-12 | 100% DD |
| | 10-14-11 | 100% SD |

NORTH ARROW | SCALE 1/4" = 1'-0"

KEY PLAN:

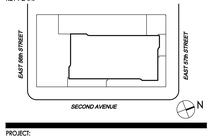


PROJECT:

252 EAST 57th STREET
NEW YORK, NY

TITLE:

PLBG 52ND - 54TH FLOOR PLANS

SEAL & SIGNATURE:

| | |
|---|---|
| SCALE: | AS SHOWN |
| DATE: | 09-03-11 |
| PROJECT No: | 2011-14 |
| FILE No: | 250 EAST 57th STREET |
| DRAWN BY: | V.L. |
| CHECKED BY: | E.G. |
| DWG. No.: | P-145.00 |

P-145.52-54.dwg | 47 OF 63

DEPT OF BLDGS 121305525 Job Number
IE2005249040 Scan Code

P 2
" SAN UP
" VENT UP
" SAN UP
" CW UP Z-7
" HW UP Z-7

P 3
" SAN DN
" VENT DN
" CW DN Z-7
" HW DN Z-7

P 3
" SAN UP
" VENT UP
" CW UP Z-7
" HW UP Z-7

P 4
" SAN UP
" VENT UP
" CW UP Z-7
" HW UP Z-7

P 4
" SAN DN
" VENT DN
" CW DN Z-7
" HW DN Z-7

P 13
" SAN DN
" VENT DN & RISE
" CW DN Z-7
" HW DN Z-7

G 1
" GAS UP

G 1
" GAS DN

DW 6
" CW UP & DN
" HW UP & DN
" HWR UP & DN

P 14
" SAN DN
" VENT DN & RISE
" CW DN Z-7
" HW DN Z-7

P 15
" SAN DN
" VENT DN & RISE
" CW DN Z-7
" HW DN Z-7

P 5
" SAN DN
" VENT DN
" CW DN Z-7
" HW DN Z-7

ST 2
5" ST UP (1,510#)

ST 2A
5" ST DN (1,510#)

G 2
" GAS DN

G 2
" GAS UP

P 5
" SAN UP
" VENT UP
" CW UP Z-7
" HW UP Z-7

DW 7
" HWR DN

G 3
" GAS DN

ST 2
6" ST UP & DN (2,780#)

P 16
" SAN DN
" VENT DN & RISE
" CW DN Z-7
" HW DN Z-7

P 17
" SAN DN
" VENT DN & RISE
" CW DN Z-7
" HW DN Z-7

G 3
" GAS UP

P 6
" SAN DN
" VENT DN
" CW DN Z-7
" HW DN Z-7

P 6
" SAN UP
" VENT UP
" CW UP Z-7
" HW UP Z-7

P 7
" SAN DN
" VENT DN
" CW DN Z-7
" HW DN Z-7

G 3A
" GAS UP

P 7
" SAN UP
" VENT UP
" CW UP Z-7
" HW UP Z-7

G 4
" GAS UP

P 8
" SAN DN
" VENT DN
" CW DN Z-7
" HW DN Z-7

P 8
" SAN UP
" VENT UP
" CW UP Z-7
" HW UP Z-7

P 9
" SAN UP
" VENT UP
" CW UP Z-7
" HW UP Z-7

P 9
" SAN DN
" VENT DN
" CW DN Z-7
" HW DN Z-7

P 10
" SAN UP
" VENT UP
" CW UP Z-7
" HW UP Z-7

P 11
" SAN UP
" VENT UP
" CW UP Z-7
" HW UP Z-7

P 1
" SAN UP
" VENT UP
" CW UP Z-7
" HW UP Z-7

P 1
" SAN DN
" VENT DN
" CW DN Z-7
" HW DN Z-7

P 2
" SAN DN
" VENT DN
" CW DN Z-7
" HW DN Z-7

ST 1
6" ST UP & DN (2,200#)

P 18
" SAN DN
" VENT DN & RISE
" CW DN Z-7
" HW DN Z-7

P 19
" SAN DN
" VENT DN & RISE
" CW DN Z-7
" HW DN Z-7

G 5
" GAS DN

P 10
" SAN DN
" VENT DN
" CW DN Z-7
" HW DN Z-7

G 4
" GAS DN

P 11
" SAN DN
" VENT DN
" CW DN Z-7
" HW DN Z-7

ST 1A
6" ST DN (2,470#)

ST 1A
6" ST UP (2,470#)

P 12
" SAN DN
" VENT DN & RISE
" CW DN Z-7
" HW DN Z-7

BR 1
BR 2
BR 3
BR 4
BR 5
WIC
WIC
LIN
R / DR
REF/FREZ
OVENS
REF / FREZ
OVENS
FAMILY
FRZ
REF
COFFEE
OVENS
R / DR / LIBRARY
GALLERY
ELEC. CLOS.
FIRE ALARM
UP
DN
EXIT STAIR A / B
ELEVATOR LOBBY
SERVICE HALL
HALL
C SE6 4,000#
C PE5 2,500#
C PE4 2,500#
DW 7
" CW UP
" HW UP
" HWR UP
CW MAIN DN Z-4 & Z-5
CW TANK FILL UP & DN
(2) 6" SLEEVES
(2) 6" SLEEVES
SECOND AVENUE

Damian Titus
Buildings
APPROVED
Under Directive 2 of 1975
Date: 03/20/2014:
NYC Development Hub

OWNER:
SNOWPLOW LLC
950 THIRD AVENUE
NEW YORK, NY 10022
TEL.: (212) 486-2000

ARCHITECT OF RECORD:
SLCE*Architects, LLP*
841 BROADWAY
NEW YORK, NY 10003
TEL.: (212) 979-8400
FAX.: (212) 979-8387

DESIGN ARCHITECT:
SOM
14 WALL STREET
NEW YORK, NY 10005
TEL.: 212.298.9336
FAX.: 212.298.9500

STRUCTURAL ENGINEER:
DESIMONE
18 WEST 18th STREET
NEW YORK, NY 10011
TEL.: (212) 532-2211
FAX.: (212) 481-6108

MEP ENGINEER:
WSP • FLACK+KURTZ
512 SEVENTH AVENUE
NEW YORK, NY 10011
TEL.: (212) 532-9600

BUILDING ENVELOPE CONSULTANT:
GMS
GILSANZ MURRAY STEFICEK LLP
129 WEST 27th STREET
NEW YORK, NY 10001
TEL.: (212) 254-0030

| No: | Date: | Revision: |
|---|---|---|
| | 10-10-12 | DOB FILING |
| | 04-20-12 | 100% DD |
| | 10-14-11 | 100% SD |

NORTH ARROW SCALE 1/8" = 1'-0"

KEY PLAN:
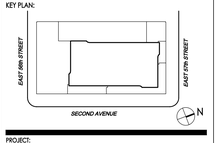


PROJECT:
252 EAST 57th STREET
NEW YORK, NY

TITLE:
PLBG 55TH
FLOOR PLAN

SEAL & SIGNATURE:

| | |
|---|---|
| SCALE: | AS SHOWN |
| DATE: | 09-02-11 |
| PROJECT No: | 2011-14 |
| FILE No: | 250 EAST 57th STREET |
| DRAWN BY: | ## |
| CHECKED BY: | ## |
| DWG. No.: | P-146.00 |

P-146 55.dwg 48 OF 63

DEPT OF BLDGS 121305324 Job Number

B2272543640 Scan Code

P 1 — * SAN DN; * VENT DN & RISE; * CW DN Z-7; * HW DN Z-7

P 2 — * SAN DN; * VENT DN & RISE; * SAN DN; * CW DN Z-7; * HW DN Z-7

P 3 — * SAN DN; * VENT DN & RISE; * CW DN Z-7; * HW DN Z-7

P 4 — * SAN DN; * VENT UP & DN; * CW DN Z-7; * HW DN Z-7

P 5 — * SAN DN; * VENT DN & RISE; * CW DN Z-7; * HW DN Z-7

P 6 — * SAN DN; * VENT DN & RISE; * CW DN Z-7; * HW DN Z-7

P 7 — * SAN DN; * VENT DN & RISE; * CW DN Z-7; * HW DN Z-7

P 8 — * SAN DN; * VENT DN & RISE; * CW DN Z-7; * HW DN Z-7

P 9 — * SAN DN; * VENT DN & RISE; * CW DN Z-7; * HW DN Z-7

P 10 — * SAN DN; * VENT DN & RISE; * CW DN Z-7; * HW DN Z-7

P 11 — * SAN DN; * VENT DN & RISE; * CW DN Z-7; * HW DN Z-7

ST 1 — 6" ST UP & DN (2,200#)

ST 1A — 6" ST UP (2,470#); 6" ST DN (2,470#)

ST 2 — 6" ST DN (2,200#); 6" ST UP (2,200#)

ST 2A — 5" ST UP & DN (1,510#)

DW 6 — * CW UP & DN; * HW UP & DN; * HWR UP & DN

DW 7 — * CW UP & DN; * HW UP & DN; * HWR UP & DN

G 1 — * GAS DN

G 2 — * GAS DN

G 3 — * GAS DN

G 3A — * GAS DN

G 4 — * GAS DN

2" VENT UP; ½" CW UP TO TP; 4" SAN UP TO FD; (2) ½" CW UP TO TP; (3) ½" CW UP TO TP; 4" SAN UP; * VENT UP; ALL PIPING LOCATED BELOW STRUCTURAL LINK BEAM; CW MAIN DN Z-4 & Z-5; CW TANK FILL UP & DN; (6) 6" SLEEVES

BR 1; BR 2; BR 3; BR 4; 5'-6" TUB; DRESSING ROOM; STEAM; EXERCISE / PLAYROOM; SITTING ROOM; STAFF ROOM; STUDY / GUEST; LIBRARY; GREAT ROOM; DR; FOYER; BAR; WINE; REF FRZ; EXIT STAIR A / B; ELEC. CLOS.; SOUTH CORE; ELEVATOR LOBBY; A PIER 787.5 SF; C SE6 4,000#; C PE5 2,500#; C PE4 2,500#; CATERERING KITCHEN; KITCHEN; FRZ; REF; COFFEE; WARMING; DW; W; D; LAUNDRY; FIRE 42"

SECOND AVENUE

Damian Titus
Buildings
APPROVED
Under Directive 2 of 1975
Date: 03/20/2014:
NYC Development Hub

OWNER:
SNOWPLOW LLC
950 THIRD AVENUE
NEW YORK, NY 10022
TEL.: (212) 486-2000

ARCHITECT OF RECORD:
SLCE*Architects, LLP*
841 BROADWAY
NEW YORK, NY 10003
TEL.: (212) 979-8400
FAX.: (212) 979-8387

DESIGN ARCHITECT:
SOM
14 WALL STREET
NEW YORK, NY 10005
TEL.: 212.298.9336
FAX.: 212.298.9500

STRUCTURAL ENGINEER:
DESIMONE
18 WEST 18th STREET
NEW YORK, NY 10011
TEL.: (212) 532-2211
FAX.: (212) 481-6108

MEP ENGINEER:
WSP · FLACK+KURTZ
512 SEVENTH AVENUE
NEW YORK, NY 10011
TEL.: (212) 532-9600

BUILDING ENVELOPE CONSULTANT:
GMS
GILSANZ MURRAY STEFICEK LLP
129 WEST 27th STREET
NEW YORK, NY 10001
TEL.: (212) 254-0030

| No: | Date: | Revision: |
|---|---|---|
| | 10-10-12 | DOB FILING |
| | 04-20-12 | 100% DD |
| | 10-14-11 | 100% SD |

NORTH ARROW — SCALE: 1/4" = 1'-0"

KEY PLAN:
EAST 56th STREET; EAST 57th STREET; SECOND AVENUE; N

PROJECT:
252 EAST 57th STREET
NEW YORK, NY

TITLE:
PLBG 56TH
FLOOR PLAN

SEAL & SIGNATURE:
STATE OF NEW YORK · JOSEPH MEZ STEFICEK · 30 · PROFESSIONAL ENGINEER

| | |
|---|---|
| SCALE: | AS SHOWN |
| DATE: | 09-03-11 |
| PROJECT No: | 2011-14 |
| FILE No: | 250 EAST 57th STREET |
| DRAWN BY: | VL |
| CHECKED BY: | EG |

DWG. No.: P-147.00

P-147 56.dwg — 49 OF 63

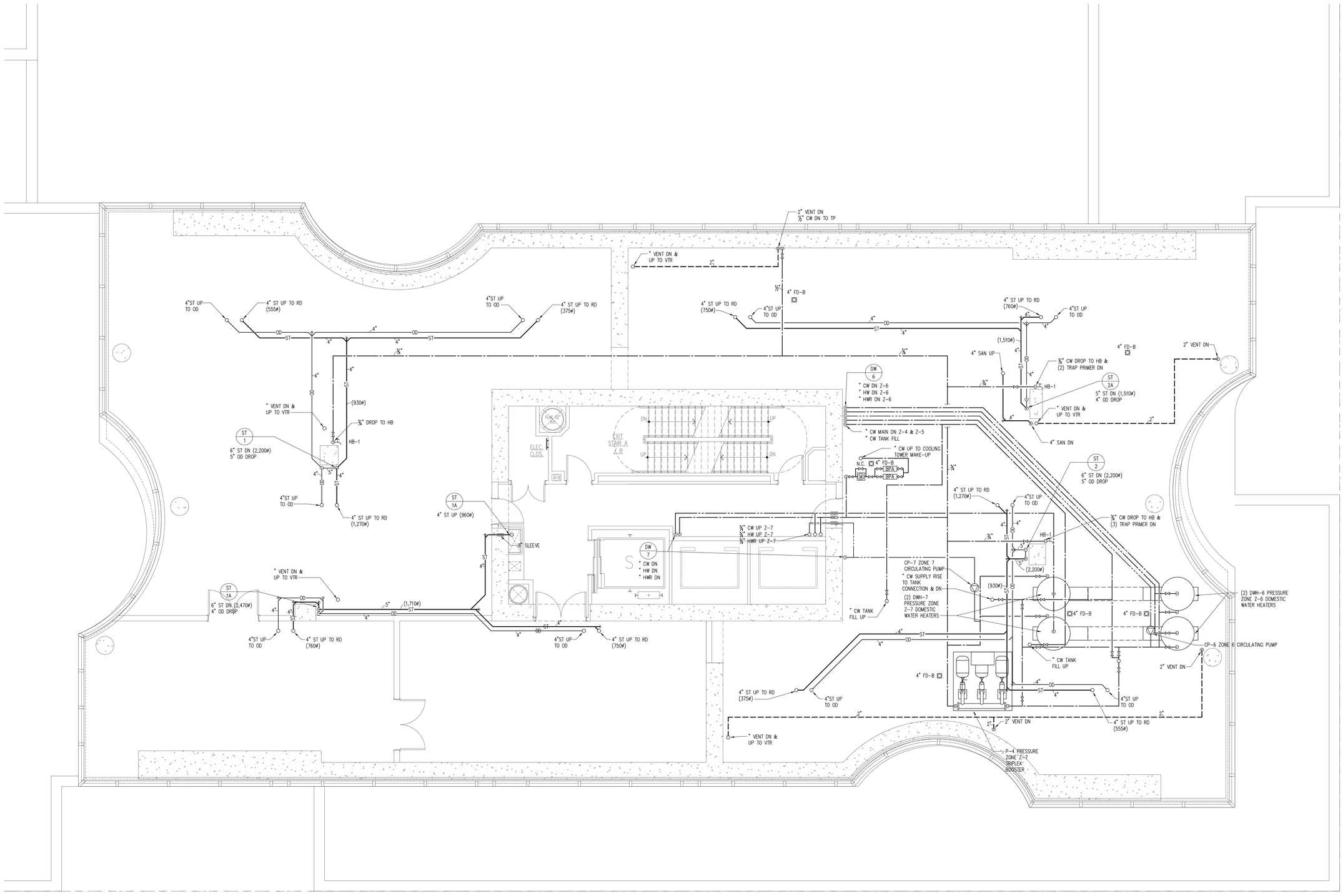


SECOND AVENUE

Damian Titus
Buildings
APPROVED
Under Directive 2 of 1975
Date: 03/20/2014:
NYC Development Hub

OWNER:

SNOWPLOW LLC

950 THIRD AVENUE
NEW YORK, NY 10022
TEL.: (212) 486-2000

ARCHITECT OF RECORD:

SLCE*Architects, LLP*

841 BROADWAY
NEW YORK, NY 10003
TEL.: (212) 979-8400
FAX.: (212) 979-8387

DESIGN ARCHITECT:

SOM

14 WALL STREET
NEW YORK, NY 10005
TEL.: 212.298.9336
FAX.: 212.298.9300

STRUCTURAL ENGINEER:

DESIMONE

18 WEST 18th STREET
NEW YORK, NY 10011
TEL.: (212) 532-2211
FAX.: (212) 481-6108

MEP ENGINEER:

WSP · FLACK+KURTZ

512 SEVENTH AVENUE
NEW YORK, NY 10011
TEL.: (212) 532-9600

BUILDING ENVELOPE CONSULTANT:

GMS
GILSANZ MURRAY STEFICEK LLP

129 WEST 27th STREET
NEW YORK, NY 10001
TEL.: (212) 254-0030

| No: | Date: | Revision: |
|---|---|---|
| | 10-10-12 | DOB FILING |
| | 04-20-12 | 100% DD |
| | 10-14-11 | 100% SD |

NORTH ARROW SCALE 1/4" = 1'-0"

KEY PLAN:

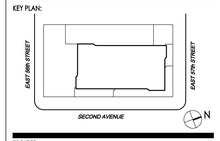


PROJECT:

252 EAST 57th STREET
NEW YORK, NY

TITLE:

PLBG 57TH
FLOOR PLAN

SEAL & SIGNATURE:

| | |
|---|---|
| SCALE: | AS SHOWN |
| DATE: | 09-02-11 |
| PROJECT No: | 2011-14 |
| FILE No: | 250 EAST 57th STREET |
| DRAWN BY: | VL |
| CHECKED BY: | EG |
| DWG. No.: | P-148.00 |

P-148 57.dwg 50 OF 63

DEPT OF BLDGS 121305323 Job Number

ES4206944283 Scan Code

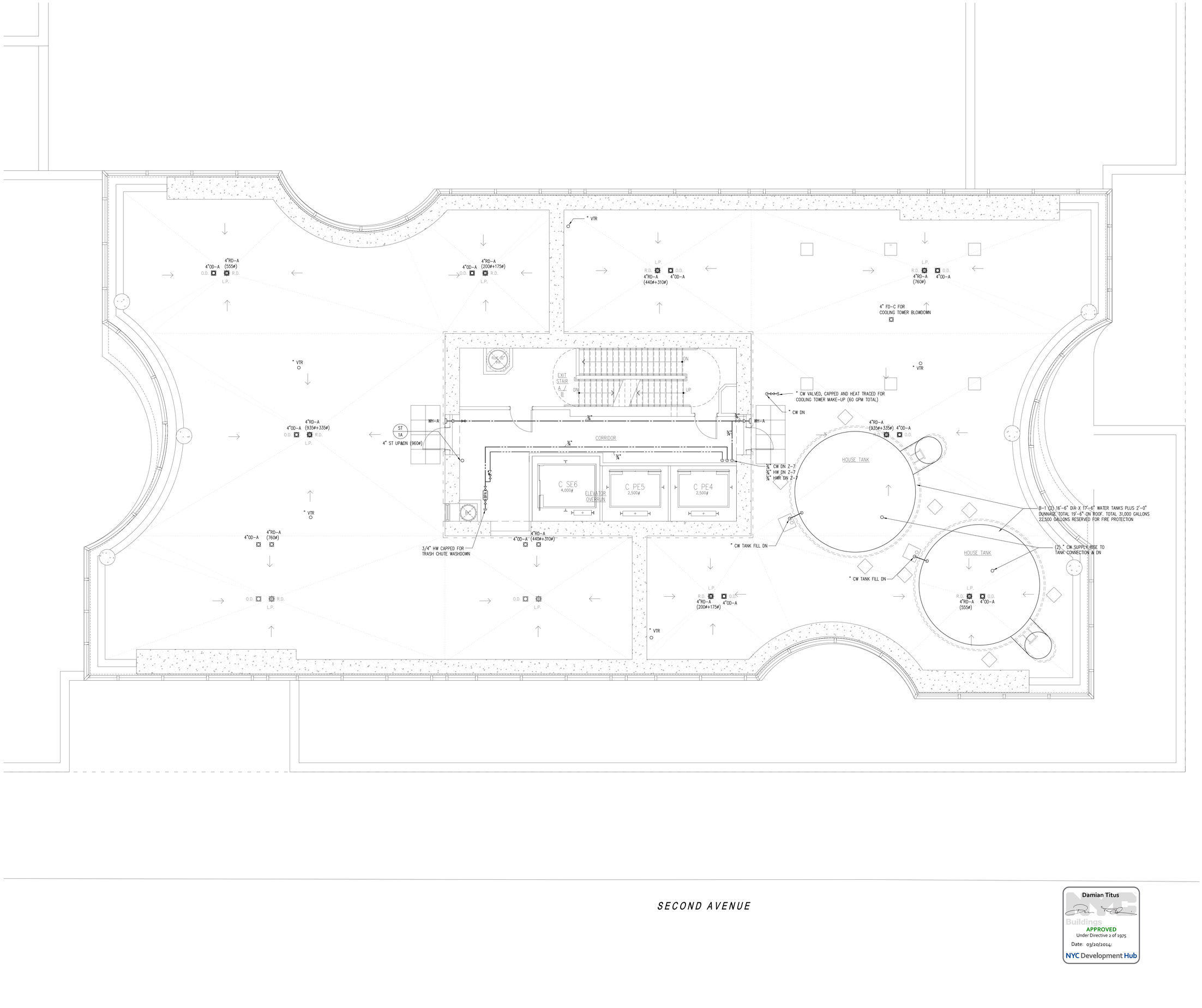


SECOND AVENUE

Damian Titus
NYC Buildings
APPROVED
Under Directive 2 of 1975
Date: 03/20/2014:
NYC Development Hub

OWNER:
SNOWPLOW LLC
950 THIRD AVENUE
NEW YORK, NY 10022
TEL.: (212) 486-2000

ARCHITECT OF RECORD:
SLCE*Architects, LLP*
841 BROADWAY
NEW YORK, NY 10003
TEL.: (212) 979-8400
FAX.: (212) 979-8387

DESIGN ARCHITECT:
SOM
14 WALL STREET
NEW YORK, NY 10005
TEL.: 212.298.9336
FAX.: 212.298.9500

STRUCTURAL ENGINEER:
DESIMONE
18 WEST 18th STREET
NEW YORK, NY 10011
TEL.: (212) 532-2211
FAX.: (212) 481-6108

MEP ENGINEER:
WSP • FLACK+KURTZ
512 SEVENTH AVENUE
NEW YORK, NY 10011
TEL.: (212) 532-9600

BUILDING ENVELOPE CONSULTANT:
GMS
GILSANZ MURRAY STEFICEK LLP
129 WEST 27th STREET
NEW YORK, NY 10001
TEL.: (212) 254-0030

| No: | Date: | Revision: |
|---|---|---|
| | 10-10-12 | DOB FILING |
| | 04-20-12 | 100% DD |
| | 10-14-11 | 100% SD |

NORTH ARROW SCALE 1/4" = 1'-0"

KEY PLAN:
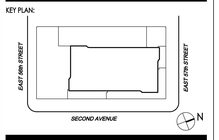


PROJECT:
252 EAST 57th STREET
NEW YORK, NY

TITLE:
PLBG
ROOF PLAN

SEAL & SIGNATURE:

| | |
|---|---|
| SCALE: | AS SHOWN |
| DATE: | 09-02-11 |
| PROJECT No: | 2011-14 |
| FILE No: | 250 EAST 57th STREET |
| DRAWN BY: | VL |
| CHECKED BY: | BG |
| DWG. No.: | P-149.00 |
| P-149 R.dwg | 51 OF 63 |

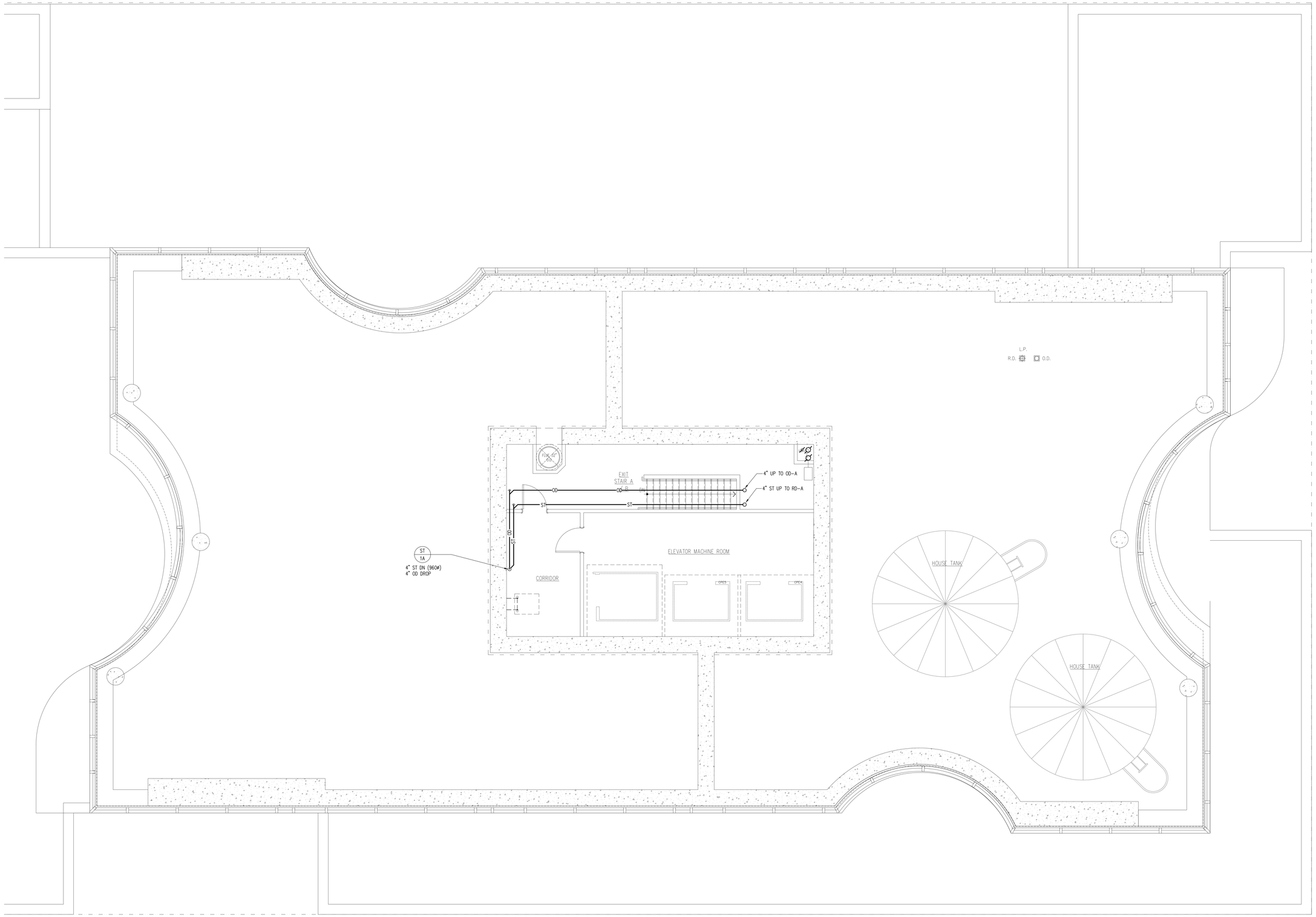


Damian Titus

Buildings

APPROVED

Under Directive 2 of 1975

Date: 03/20/2014:

NYC Development Hub

OWNER:

SNOWPLOW LLC

950 THIRD AVENUE
NEW YORK, NY 10022
TEL.: (212) 486-2000

ARCHITECT OF RECORD:

SLCE*Architects, LLP*

841 BROADWAY
NEW YORK, NY 10003
TEL.: (212) 979-8400
FAX.: (212) 979-8387

DESIGN ARCHITECT:

SOM

14 WALL STREET
NEW YORK, NY 10005
TEL.: 212.298.9336
FAX.: 212.298.9500

STRUCTURAL ENGINEER:

DESIMONE

18 WEST 18th STREET
NEW YORK, NY 10011
TEL.: (212) 532-2211
FAX.: (212) 481-6108

MEP ENGINEER:

WSP · FLACK+KURTZ

512 SEVENTH AVENUE
NEW YORK, NY 10011
TEL.: (212) 532-9600

BUILDING ENVELOPE CONSULTANT:

GMS
GILBANZ MURRAY STEFICEK LLP

129 WEST 27th STREET
NEW YORK, NY 10001
TEL.: (212) 254-0030

| No: | Date: | Revision: |
|---|---|---|
| | 10-10-12 | DOB FILING |
| | 04-20-12 | 100% DD |
| | 10-14-11 | 100% SD |

NORTH ARROW

SCALE 1/4" = 1'-0"

KEY PLAN:

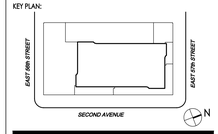


PROJECT:

252 EAST 57th STREET
NEW YORK, NY

TITLE:

PLBG
BULKHEAD PLAN

SEAL & SIGNATURE:

| | |
|---|---|
| SCALE: | AS SHOWN |
| DATE: | 09-02-11 |
| PROJECT No: | 2011-14 |
| FILE No: | 250 EAST 57th STREET |
| DRAWN BY: | VL |
| CHECKED BY: | EG |
| DWG. No.: | P-150.00 |

P-150 BH.dwg

52 OF 63

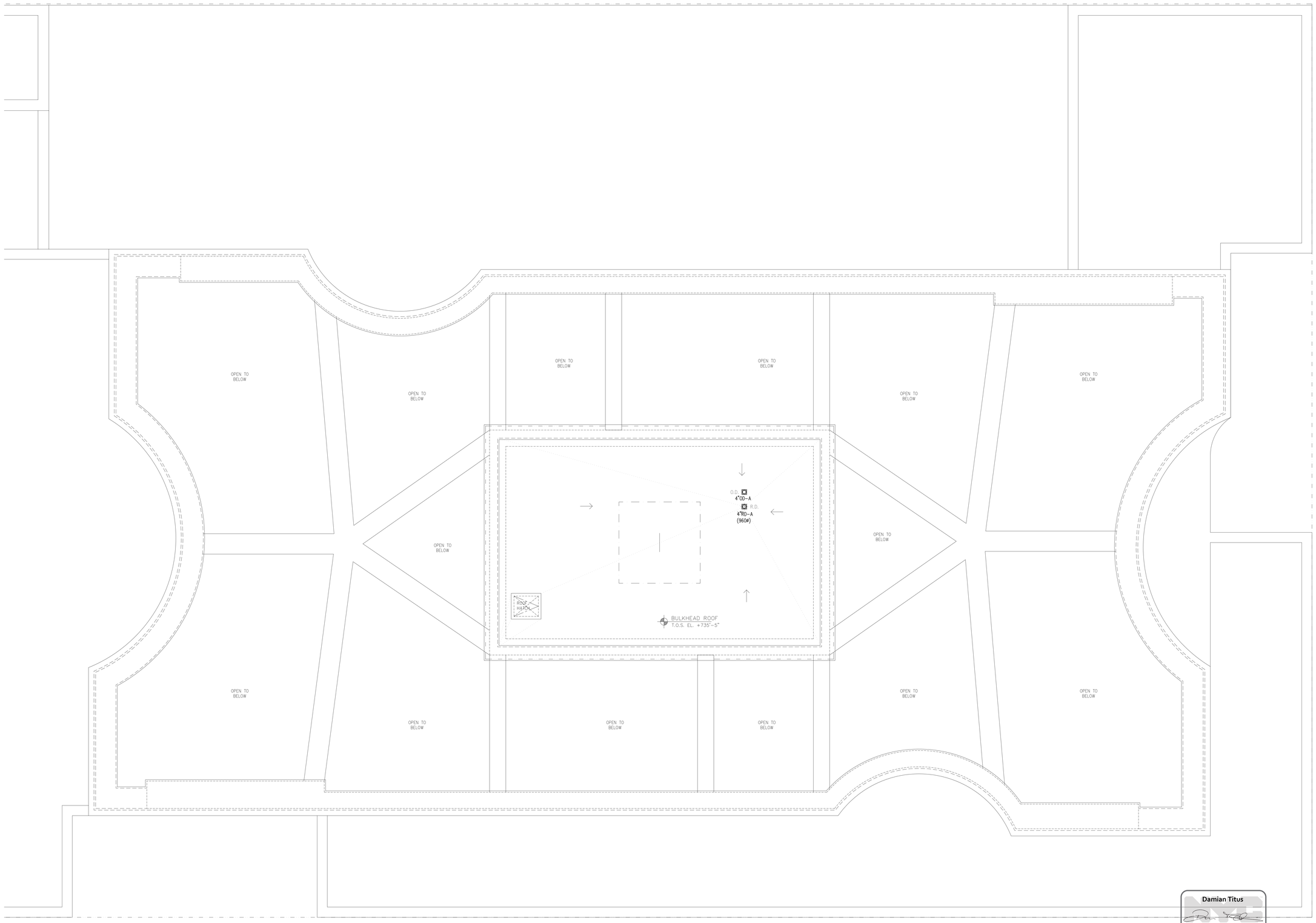


Damian Titus
Buildings
APPROVED
Under Directive 2 of 1975
Date: 03/20/2014:
NYC Development Hub

OWNER:

SNOWPLOW LLC
950 THIRD AVENUE
NEW YORK, NY 10022
TEL.: (212) 486-2000

ARCHITECT OF RECORD:

SLCE*Architects, LLP*
841 BROADWAY
NEW YORK, NY 10003
TEL.: (212) 979-8400
FAX.: (212) 979-8387

DESIGN ARCHITECT:

SOM
14 WALL STREET
NEW YORK, NY 10005
TEL.: 212.298.9336
FAX.: 212.298.9300

STRUCTURAL ENGINEER:

DESIMONE
18 WEST 18th STREET
NEW YORK, NY 10011
TEL.: (212) 532-2211
FAX.: (212) 481-6108

MEP ENGINEER:

WSP · FLACK+KURTZ
512 SEVENTH AVENUE
NEW YORK, NY 10011
TEL.: (212) 532-9600

BUILDING ENVELOPE CONSULTANT:

GMS
GILSANZ MURRAY STEFICEK LLP
129 WEST 27th STREET
NEW YORK, NY 10001
TEL.: (212) 254-0030

| No: | Date: | Revision: |
|---|---|---|
| | 10-10-12 | DOB FILING |
| | 04-20-12 | 100% DD |
| | 10-14-11 | 100% SD |

NORTH ARROW

SCALE 1/4" = 1'-0"

KEY PLAN:

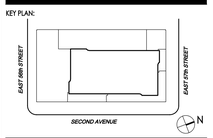


PROJECT:

252 EAST 57th STREET
NEW YORK, NY

TITLE:

PLBG BULKHEAD
ROOF PLAN

SEAL & SIGNATURE:

STATE OF NEW YORK · LICENSED PROFESSIONAL ENGINEER · 10. 4/2/10

| | |
|---|---|
| SCALE: | AS SHOWN |
| DATE: | 09-02-11 |
| PROJECT No: | 2011-14 |
| FILE No: | 250 EAST 57th STREET |
| DRAWN BY: | VL |
| CHECKED BY: | EG |
| DWG. No.: | P-151.00 |

P-151 BBER.dwg 53 OF 63

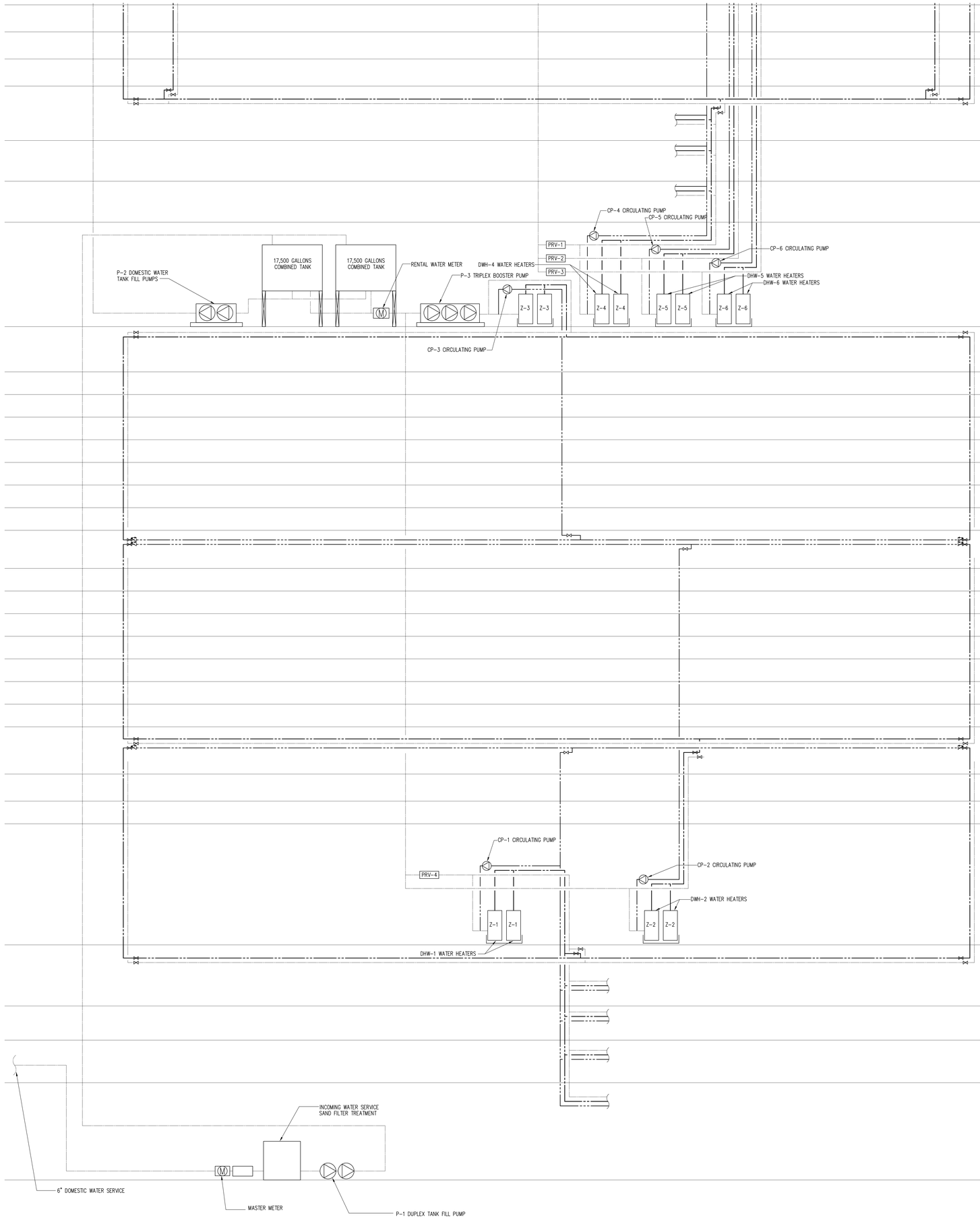


| | | |
|---|---|---|
| 29TH FLOOR | 50.6 | 163.2 |
| 28TH FLOOR | 55.8 | 168.4 |
| 27TH FLOOR | 61.0 | 173.6 |
| 26TH FLOOR | 65.7 | 178.4 |
| 25TH FLOOR | 70.5 | 183.2 |
| 24TH FLOOR | 75.3 | 187.9 |
| | | 192.7 |
| | | ZONE 2 – GRAVITY PRESSURE (PSI) |
| 23RD FLOOR | 80.0 | 0.0 |
| | ZONE 3 – PUMP PRESSURE (PSI) | |
| 22ND FLOOR | 35.0 | 4.8 |
| 21ST FLOOR | 39.3 | 9.1 |
| 20TH FLOOR | 43.7 | 13.4 |
| 19TH FLOOR | 48.0 | 17.8 |
| 18TH FLOOR | 52.3 | 22.1 |
| 17TH FLOOR | 56.7 | 26.4 |
| 16TH FLOOR | 61.0 | 30.7 |
| 15TH FLOOR | 65.3 | 35.1 |
| 14TH FLOOR | | 39.4 |
| 13TH FLOOR | | 43.7 |
| 12TH FLOOR | | 48.1 |
| 11TH FLOOR | | 52.4 |
| 10TH FLOOR | | 57.7 |
| 9TH FLOOR | | 61.1 |
| 8TH FLOOR | | 65.4 |
| 7TH FLOOR | | 69.7 |
| | ZONE 1 – PRV PRESSURE (PSI) | |
| 6TH FLOOR | 35.0 | 74.9 |
| 5TH FLOOR | 40.2 | 80.1 |
| 4TH FLOOR | 45.4 | 85.3 |
| 3RD FLOOR | 50.6 | 90.5 |
| 2ND FLOOR | 55.6 | 95.6 |
| 1ST FLOOR | 62.5 | 102.5 |
| CELLAR FLOOR | 70.0 | 110.0 |
| SUB-CELLAR FLOOR | 77.0 | 117.5 |

Damian Titus
NYC Buildings
APPROVED
Under Directive 2 of 1975
Date: 03/20/2014:
NYC Development Hub

OWNER:

SNOWPLOW LLC
950 THIRD AVENUE
NEW YORK, NY 10022
TEL.: (212) 486-2000

ARCHITECT OF RECORD:

SLCE*Architects, LLP*
841 BROADWAY
NEW YORK, NY 10003
TEL.: (212) 979-8400
FAX.: (212) 979-8387

DESIGN ARCHITECT:

SOM
14 WALL STREET
NEW YORK, NY 10005
TEL.: 212.298.9336
FAX.: 212.298.9300

STRUCTURAL ENGINEER:

DESIMONE
18 WEST 18th STREET
NEW YORK, NY 10011
TEL.: (212) 532-2211
FAX.: (212) 481-6108

MEP ENGINEER:

WSP · FLACK+KURTZ
512 SEVENTH AVENUE
NEW YORK, NY 10011
TEL.: (212) 532-9600

BUILDING ENVELOPE CONSULTANT:

GMS
GILSANZ MURRAY STEFICEK LLP
129 WEST 27th STREET
NEW YORK, NY 10001
TEL.: (212) 254-0030

| No: | Date: | Revision: |
|---|---|---|
| | 10-10-12 | DOB FILING |
| | 04-20-12 | 100% DD |
| | 10-14-11 | 100% SD |

NORTH ARROW SCALE NTS

KEY PLAN:

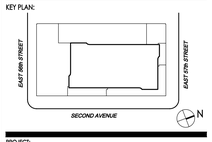


PROJECT:

252 EAST 57th STREET
NEW YORK, NY

TITLE:

PLUMBING DOMESTIC WATER RISER DIAGRAM - 1 OF 2

SEAL & SIGNATURE:

| | |
|---|---|
| SCALE: | AS SHOWN |
| DATE: | 09-02-11 |
| PROJECT No: | 2011-14 |
| FILE No: | 250 EAST 57th STREET |
| DRAWN BY: | VL |
| CHECKED BY: | EG |
| DWG. No.: | P-501.00 |

P-501.dwg 54 OF 63

DEPT OF BLDGS 121305523 Job Number
E302038926 Work Order




| | ZONE 8 – PUMP PRESSURE (PSI) | ZONE 7 – GRAVITY PRESSURE (PSI) |
|---|---|---|
| BULKHEAD | | |
| MAIN ROOF | 35.0 | 2.2 |
| 56TH FLOOR | 40.2 | 7.4 |
| 55TH FLOOR | 47.1 | 14.3 |
| 54TH FLOOR | 54.1 | 21.2 |
| 53RD FLOOR | 61.0 | 28.1 |
| 52ND FLOOR | 67.9 | 35.1 |
| 51ST FLOOR | 74.8 | 42.0 |
| 50TH FLOOR | | 49.0 |
| 49TH FLOOR | | 55.9 |
| 48TH FLOOR | | 62.8 |
| 47TH FLOOR | | 69.7 |
| | ZONE 6 – PRV PRESSURE (PSI) | |
| 46TH FLOOR | 35.0 | 74.9 |
| 45TH FLOOR | 40.2 | 80.1 |
| 44TH FLOOR | 45.4 | 85.3 |
| 43RD FLOOR | 50.6 | 90.5 |
| 42ND FLOOR | 55.8 | 95.7 |
| | ZONE 5 – PRV PRESSURE (PSI) | |
| 41ST FLOOR | 35.0 | 100.9 |
| 40TH FLOOR | 40.2 | 106.1 |
| 39TH FLOOR | 45.4 | 111.3 |
| 38TH FLOOR | 50.6 | 116.5 |
| 37TH FLOOR | 55.8 | 121.7 |
| 36TH FLOOR | 61.0 | 126.9 |
| 35TH FLOOR | 66.2 | 132.1 |
| 34TH FLOOR | 71.4 | 137.3 |
| 33rd FLOOR | 76.6 | 142.5 |
| | ZONE 4 – PRV PRESSURE (PSI) | |
| 32ND FLOOR | 35.0 | 147.7 |
| 31ST FLOOR | 40.2 | 152.8 |
| 30TH FLOOR | 45.4 | 158.0 |
| 29TH FLOOR | 50.6 | 163.2 |

Damian Titus
NYC Buildings
APPROVED
Under Directive 2 of 1975
Date: 03/20/2014:
NYC Development Hub

OWNER:
SNOWPLOW LLC
950 THIRD AVENUE
NEW YORK, NY 10022
TEL.: (212) 486-2000

ARCHITECT OF RECORD:
SLCE*Architects, LLP*
841 BROADWAY
NEW YORK, NY 10003
TEL.: (212) 979-8400
FAX.: (212) 979-8387

DESIGN ARCHITECT:
SOM
14 WALL STREET
NEW YORK, NY 10005
TEL.: 212.298.9336
FAX.: 212.298.9500

STRUCTURAL ENGINEER:
DESIMONE
18 WEST 18th STREET
NEW YORK, NY 10011
TEL.: (212) 532-2211
FAX.: (212) 481-6108

MEP ENGINEER:
WSP • FLACK+KURTZ
512 SEVENTH AVENUE
NEW YORK, NY 10011
TEL.: (212) 532-9600

BUILDING ENVELOPE CONSULTANT:
GMS
GILSANZ MURRAY STEFICEK LLP
129 WEST 27th STREET
NEW YORK, NY 10001
TEL.: (212) 254-0030

| No: | Date: | Revision: |
|---|---|---|
| | 10-10-12 | DOB FILING |
| | 04-20-12 | 100% DD |
| | 10-14-11 | 100% SD |

NORTH ARROW
SCALE NTS

KEY PLAN:
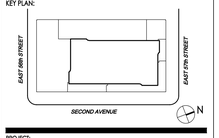


PROJECT:
252 EAST 57th STREET
NEW YORK, NY

TITLE:
PLUMBING DOMESTIC WATER RISER DIAGRAM - 2 OF 2

SEAL & SIGNATURE:

| | |
|---|---|
| SCALE: | AS SHOWN |
| DATE: | 09-02-11 |
| PROJECT No: | 2011-14 |
| FILE No: | 250 EAST 57th STREET |
| DRAWN BY: | VL |
| CHECKED BY: | EG |
| DWG. No.: | P-502.00 |

P-502.dwg 55 OF 63

DEPT OF BLDGS 121305323 Job Number
E3875646988 Scan Code

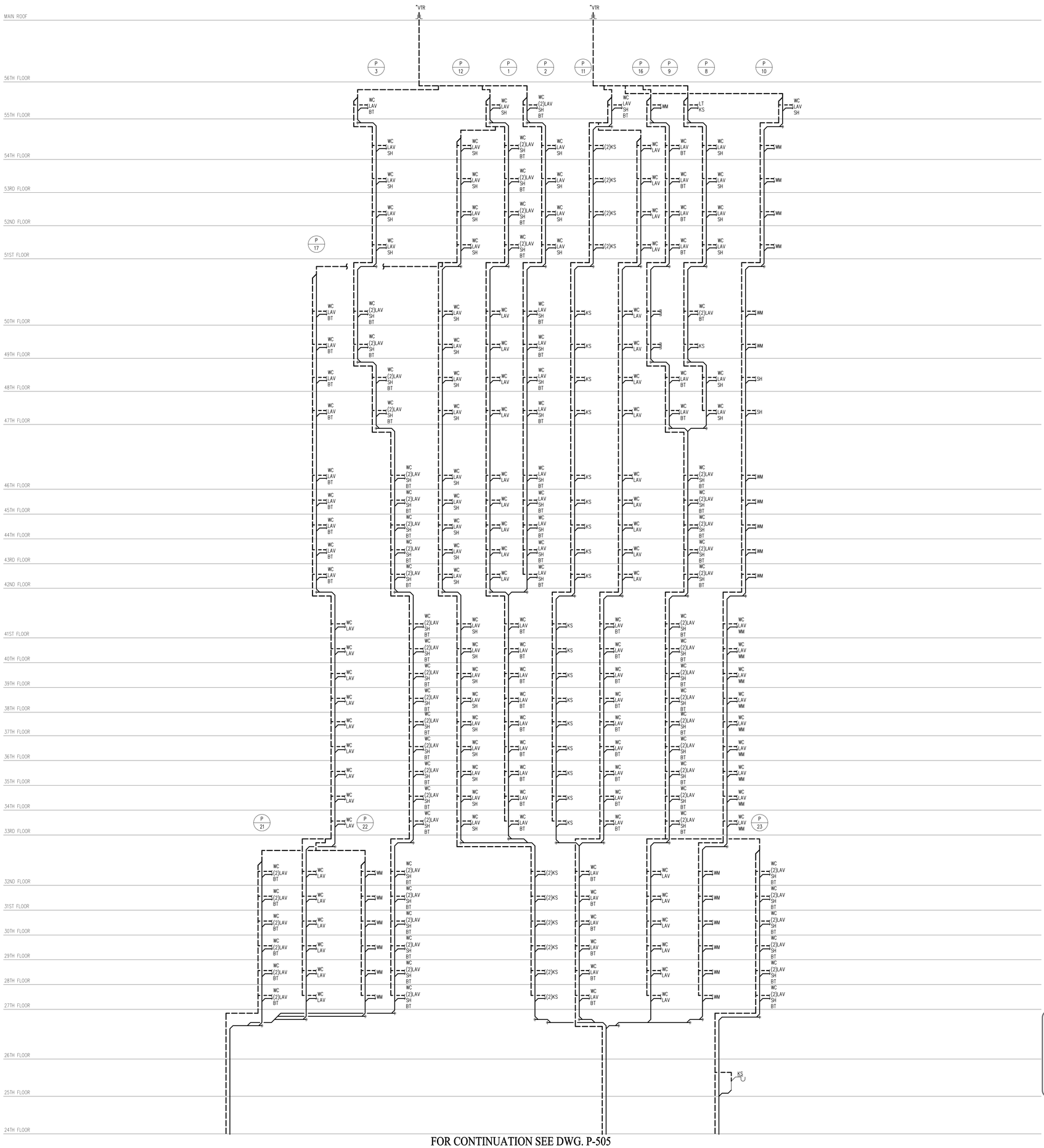


FOR CONTINUATION SEE DWG. P-504

FOR CONTINUATION SEE DWG. P-505

Damian Titus
NYC Buildings
APPROVED
Under Directive 2 of 1975
Date: 03/20/2014:
NYC Development Hub

OWNER:
SNOWPLOW LLC
950 THIRD AVENUE
NEW YORK, NY 10022
TEL.: (212) 486-2000

ARCHITECT OF RECORD:
SLCE*Architects, LLP*
841 BROADWAY
NEW YORK, NY 10003
TEL.: (212) 979-8400
FAX.: (212) 979-8387

DESIGN ARCHITECT:
SOM
14 WALL STREET
NEW YORK, NY 10005
TEL.: 212.298.9336
FAX.: 212.298.9500

STRUCTURAL ENGINEER:
DESIMONE
18 WEST 18th STREET
NEW YORK, NY 10011
TEL.: (212) 532-2211
FAX.: (212) 481-6108

MEP ENGINEER:
WSP • FLACK+KURTZ
512 SEVENTH AVENUE
NEW YORK, NY 10011
TEL.: (212) 532-9600

BUILDING ENVELOPE CONSULTANT:
GMS
GILSANZ MURRAY STEFICEK LLP
129 WEST 27th STREET
NEW YORK, NY 10001
TEL.: (212) 254-0030

| No: | Date: | Revision: |
|---|---|---|
| | 10-10-12 | DOB FILING |
| | 04-20-12 | 100% DD |
| | 10-14-11 | 100% SD |

NORTH ARROW SCALE NTS

KEY PLAN:

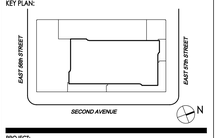


PROJECT:
252 EAST 57th STREET
NEW YORK, NY

TITLE:
PLUMBING SANITARY
RISER DIAGRAM - 1 OF 4

SEAL & SIGNATURE:

| | |
|---|---|
| SCALE: | AS SHOWN |
| DATE: | 09-02-11 |
| PROJECT No: | 2011-14 |
| FILE No: | 250 EAST 57th STREET |
| DRAWN BY: | VL |
| CHECKED BY: | EG |
| DWG. No.: | P-503.00 |

P-503.dwg 56 OF 63

DEPT OF BLDGS 121305525 Job Number
IE0605370282 Scan Code

FOR CONTINUATION SEE DWG. P-503

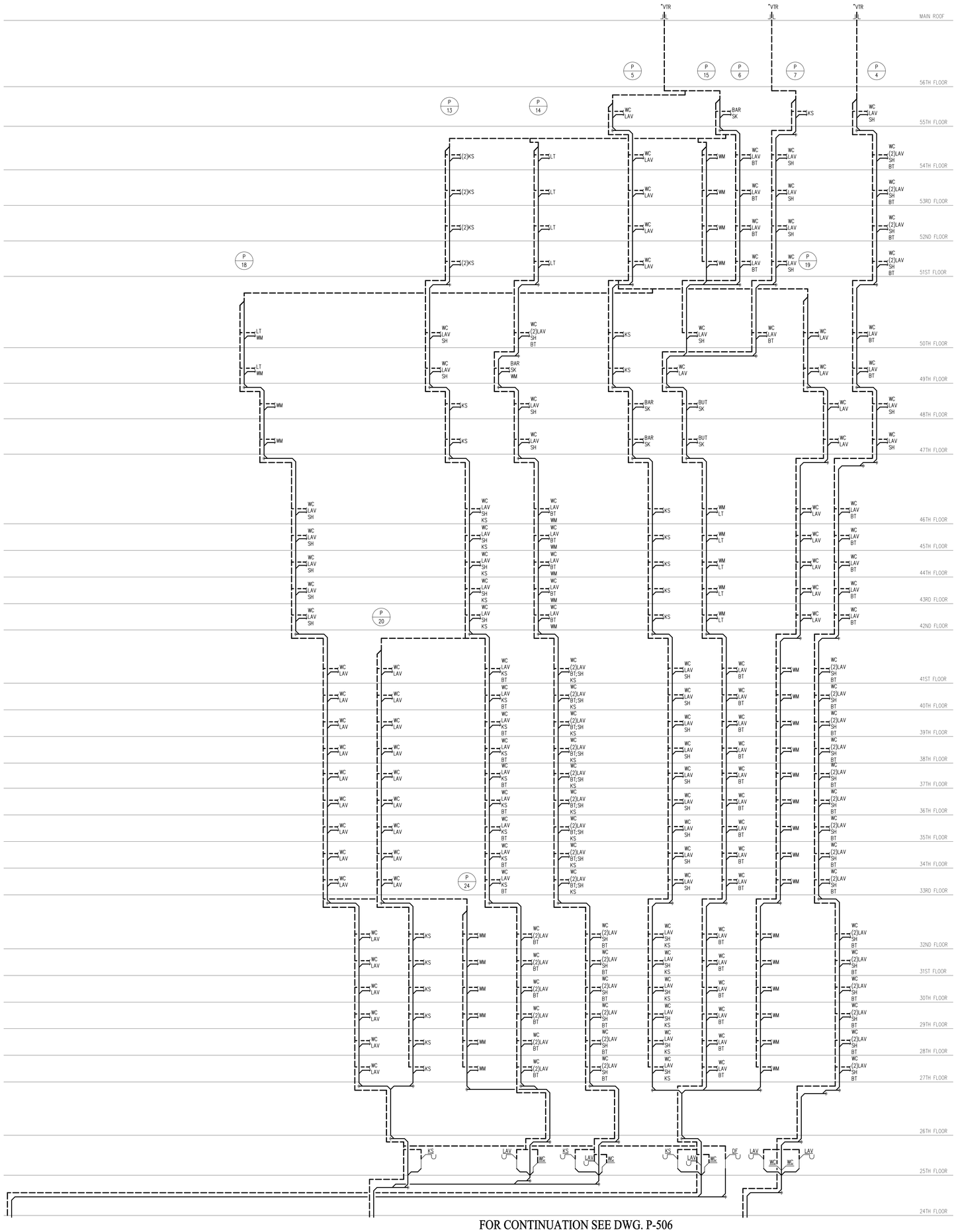


FOR CONTINUATION SEE DWG. P-506

OWNER:
SNOWPLOW LLC
950 THIRD AVENUE
NEW YORK, NY 10022
TEL.: (212) 486-2000

ARCHITECT OF RECORD:
SLCE*Architects, LLP*
841 BROADWAY
NEW YORK, NY 10003
TEL.: (212) 979-8400
FAX.: (212) 979-8387

DESIGN ARCHITECT:
SOM
14 WALL STREET
NEW YORK, NY 10005
TEL.: 212.298.9336
FAX.: 212.298.9500

STRUCTURAL ENGINEER:
DESIMONE
18 WEST 18th STREET
NEW YORK, NY 10011
TEL.: (212) 532-2211
FAX.: (212) 481-6108

MEP ENGINEER:
WSP • FLACK+KURTZ
512 SEVENTH AVENUE
NEW YORK, NY 10011
TEL.: (212) 532-9600

BUILDING ENVELOPE CONSULTANT:
GMS
GILSANZ MURRAY STEFICEK LLP
129 WEST 27th STREET
NEW YORK, NY 10001
TEL.: (212) 254-0030

| No: | Date: | Revision: |
|---|---|---|
| | 10-10-12 | DOB FILING |
| | 04-20-12 | 100% DD |
| | 10-14-11 | 100% SD |

NORTH ARROW SCALE NTS

KEY PLAN:

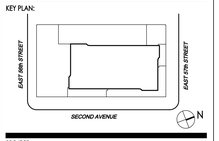


PROJECT:
# 252 EAST 57th STREET NEW YORK, NY

TITLE:
## PLUMBING SANITARY RISER DIAGRAM - 2 OF 4

Damian Titus
NYC Buildings
APPROVED
Under Directive 2 of 1975
Date: 03/20/2014:
NYC Development Hub

SEAL & SIGNATURE:

| | |
|---|---|
| SCALE: | AS SHOWN |
| DATE: | 09-03-11 |
| PROJECT No: | 2011-14 |
| FILE No: | 250 EAST 57th STREET |
| DRAWN BY: | VL |
| CHECKED BY: | EG |
| DWG. No.: | P-504.00 |

P-504.dwg 57 OF 63

FOR CONTINUATION SEE DWG. P-503

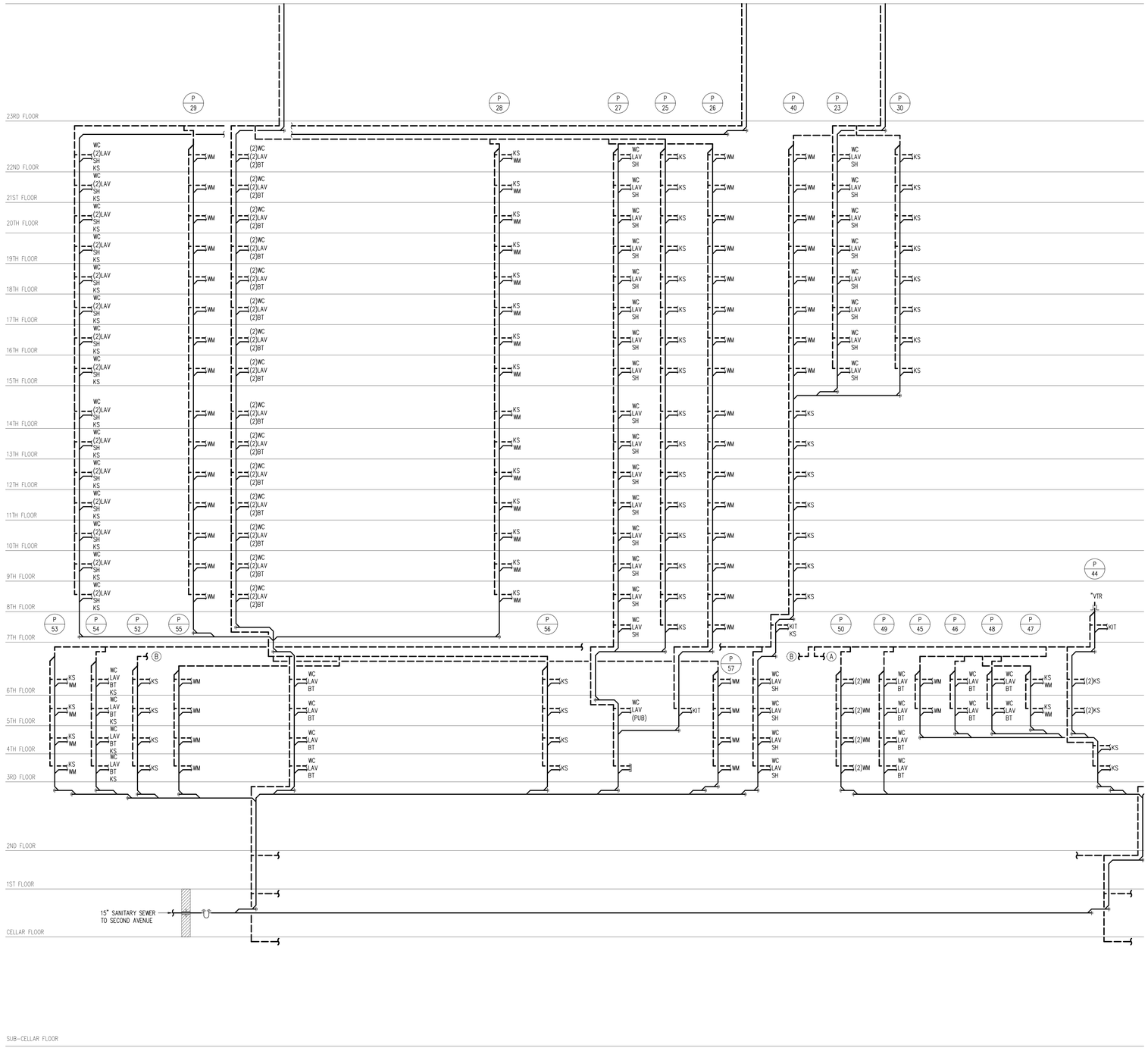


FOR CONTINUATION SEE DWG. P-506

Damian Titus
Buildings
APPROVED
Under Directive 2 of 1975
Date: 03/20/2014:
NYC Development Hub


OWNER:
SNOWPLOW LLC
950 THIRD AVENUE
NEW YORK, NY 10022
TEL.: (212) 486-2000

ARCHITECT OF RECORD:
SLCE*Architects, LLP*
841 BROADWAY
NEW YORK, NY 10003
TEL.: (212) 979-8400
FAX.: (212) 979-8387

DESIGN ARCHITECT:
SOM
14 WALL STREET
NEW YORK, NY 10005
TEL.: 212.298.9336
FAX.: 212.298.9500

STRUCTURAL ENGINEER:
DESIMONE
18 WEST 18th STREET
NEW YORK, NY 10011
TEL.: (212) 532-2211
FAX.: (212) 481-6108

MEP ENGINEER:
WSP · FLACK+KURTZ
512 SEVENTH AVENUE
NEW YORK, NY 10011
TEL.: (212) 532-9600

BUILDING ENVELOPE CONSULTANT:
GBS
GILSANZ MURRAY STEFICEK LLP
129 WEST 27th STREET
NEW YORK, NY 10001
TEL.: (212) 254-0030


| No: | Date: | Revision: |
|---|---|---|
| | 10-10-12 | DOB FILING |
| | 04-26-12 | 100% DD |
| | 10-14-11 | 100% SD |

NORTH ARROW | SCALE NTS

KEY PLAN:

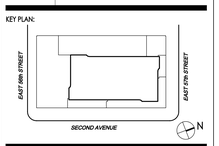


PROJECT:
252 EAST 57th STREET
NEW YORK, NY

TITLE:
PLUMBING SANITARY
RISER DIAGRAM - 3 OF 4

SEAL & SIGNATURE:

| | |
|---|---|
| SCALE: | AS SHOWN |
| DATE: | 09-02-11 |
| PROJECT No: | 2011-14 |
| FILE No: | 250 EAST 57th STREET |
| DRAWN BY: | VL |
| CHECKED BY: | EG |
| DWG. No.: | P-505.00 |

P-505.dwg | 58 OF 63

FOR CONTINUATION SEE DWG. P-504

FOR CONTINUATION SEE DWG. P-505

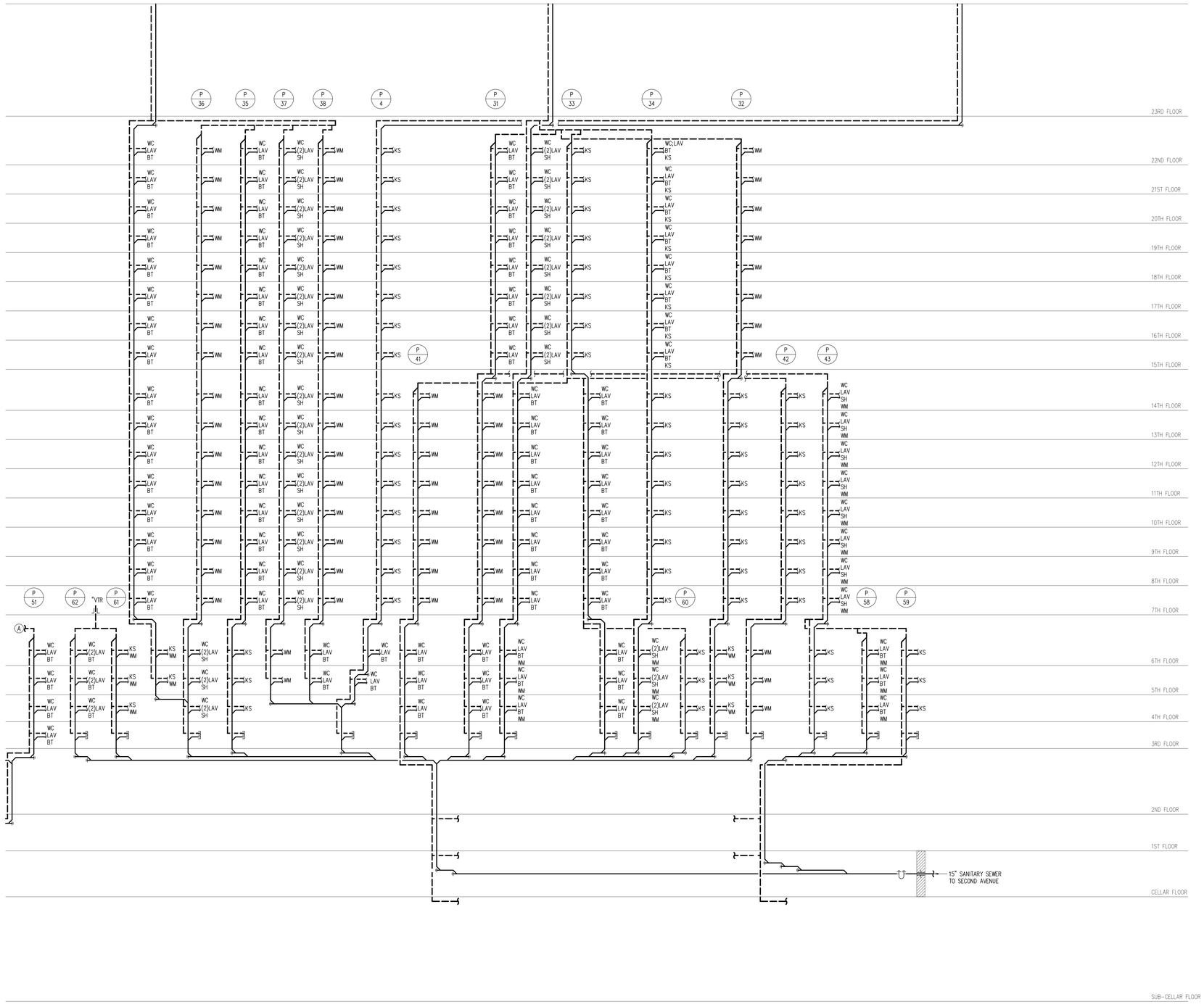


Damian Titus
Buildings
APPROVED
Under Directive 2 of 1975
Date: 03/20/2014:
NYC Development Hub


OWNER:
SNOWPLOW LLC
950 THIRD AVENUE
NEW YORK, NY 10022
TEL.: (212) 486-2000

ARCHITECT OF RECORD:
SLCE*Architects, LLP*
841 BROADWAY
NEW YORK, NY 10003
TEL.: (212) 979-8400
FAX.: (212) 979-8387

DESIGN ARCHITECT:
SOM
14 WALL STREET
NEW YORK, NY 10005
TEL.: 212.298.9336
FAX.: 212.298.9500

STRUCTURAL ENGINEER:
DESIMONE
18 WEST 18th STREET
NEW YORK, NY 10011
TEL.: (212) 532-2211
FAX.: (212) 481-6108

MEP ENGINEER:
WSP • FLACK+KURTZ
512 SEVENTH AVENUE
NEW YORK, NY 10011
TEL.: (212) 532-9600

BUILDING ENVELOPE CONSULTANT:
GMS
GILSANZ MURRAY STEFICEK LLP
129 WEST 27th STREET
NEW YORK, NY 10001
TEL.: (212) 254-0030


| No: | Date: | Revision: |
|---|---|---|
| | 10-10-12 | DOB FILING |
| | 04-26-12 | 100% DD |
| | 10-14-11 | 100% SD |

NORTH ARROW | SCALE NTS

KEY PLAN:

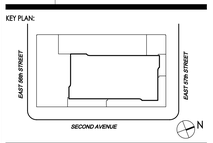


PROJECT:
252 EAST 57th STREET
NEW YORK, NY

TITLE:
PLUMBING SANITARY
RISER DIAGRAM - 4 OF 4

SEAL & SIGNATURE:

| | |
|---|---|
| SCALE: | AS SHOWN |
| DATE: | 09-02-11 |
| PROJECT No: | 2011-14 |
| FILE No: | 250 EAST 57th STREET |
| DRAWN BY: | VL |
| CHECKED BY: | EG |
| DWG. No.: | P-506.00 |

P-506.dwg | 59 OF 63

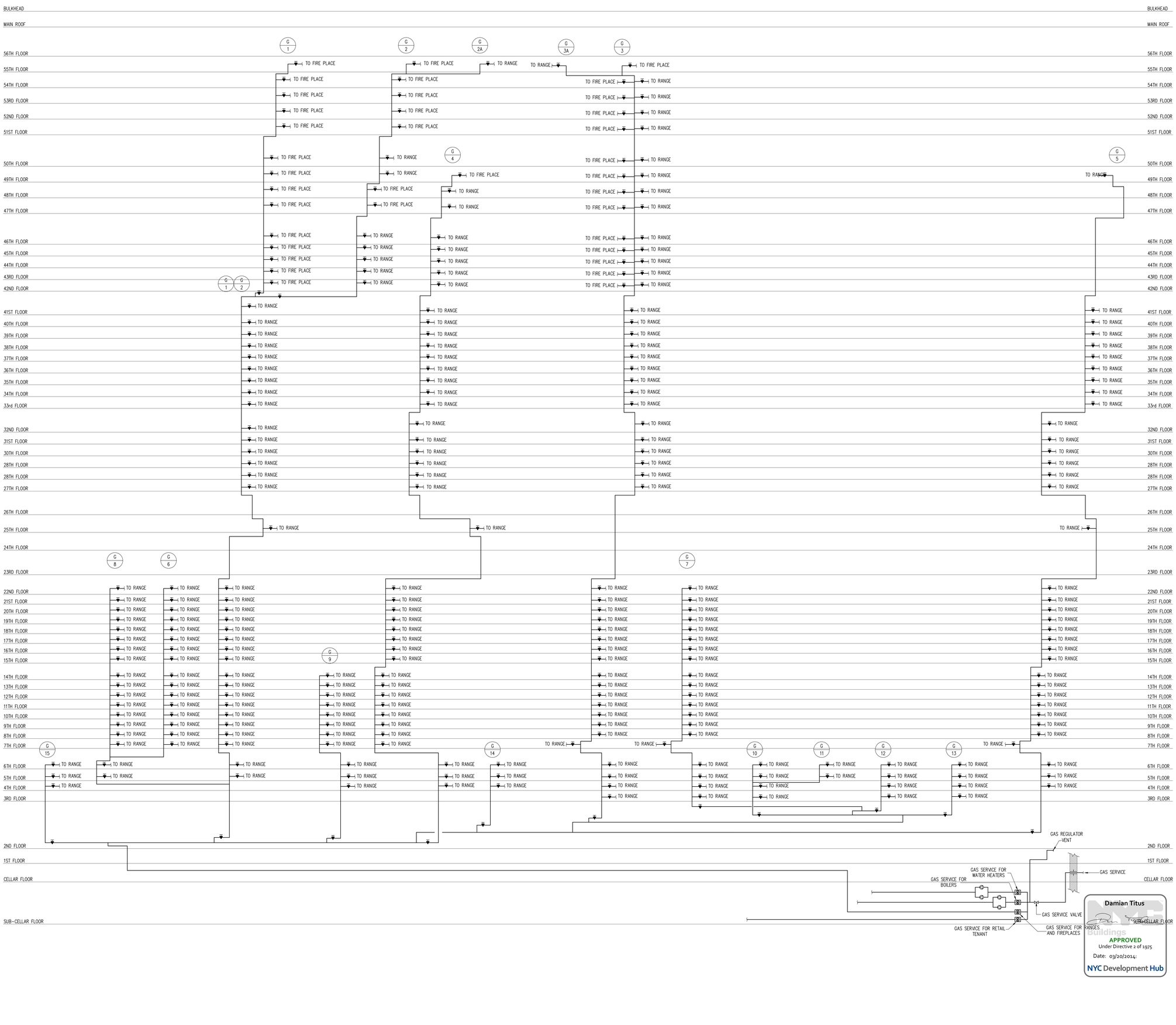


Damian Titus
APPROVED
Under Directive 2 of 1975
Date: 03/20/2014:
NYC Development Hub

OWNER:

SNOWPLOW LLC
950 THIRD AVENUE
NEW YORK, NY 10022
TEL.: (212) 486-2000

ARCHITECT OF RECORD:

SLCE*Architects, LLP*
841 BROADWAY
NEW YORK, NY 10003
TEL.: (212) 979-8400
FAX.: (212) 979-8387

DESIGN ARCHITECT:

SOM
14 WALL STREET
NEW YORK, NY 10005
TEL.: 212.298.9336
FAX.: 212.298.9300

STRUCTURAL ENGINEER:

DESIMONE
18 WEST 18th STREET
NEW YORK, NY 10011
TEL.: (212) 532-2211
FAX.: (212) 481-6108

MEP ENGINEER:

WSP · FLACK+KURTZ
512 SEVENTH AVENUE
NEW YORK, NY 10011
TEL.: (212) 532-9600

BUILDING ENVELOPE CONSULTANT:

GMS
GILSANZ MURRAY STEFICEK LLP
129 WEST 27th STREET
NEW YORK, NY 10001
TEL.: (212) 254-0030

| No: | Date: | Revision: |
|---|---|---|
| | 10-10-12 | DOB FILING |
| | 04-20-12 | 100% DD |
| | 10-14-11 | 100% SD |

NORTH ARROW | SCALE NTS

KEY PLAN:

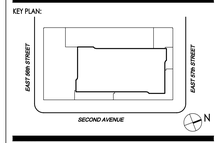


PROJECT:

252 EAST 57th STREET
NEW YORK, NY

TITLE:

PLUMBING NATURAL GAS
RISER DIAGRAM - 1 OF 1

SEAL & SIGNATURE:

| | |
|---|---|
| SCALE: | AS SHOWN |
| DATE: | 09-02-11 |
| PROJECT No: | 2011-14 |
| FILE No: | 250 EAST 57th STREET |
| DRAWN BY: | VL |
| CHECKED BY: | EG |
| DWG. No.: | P-507.00 |

P-507.dwg 60 OF 63

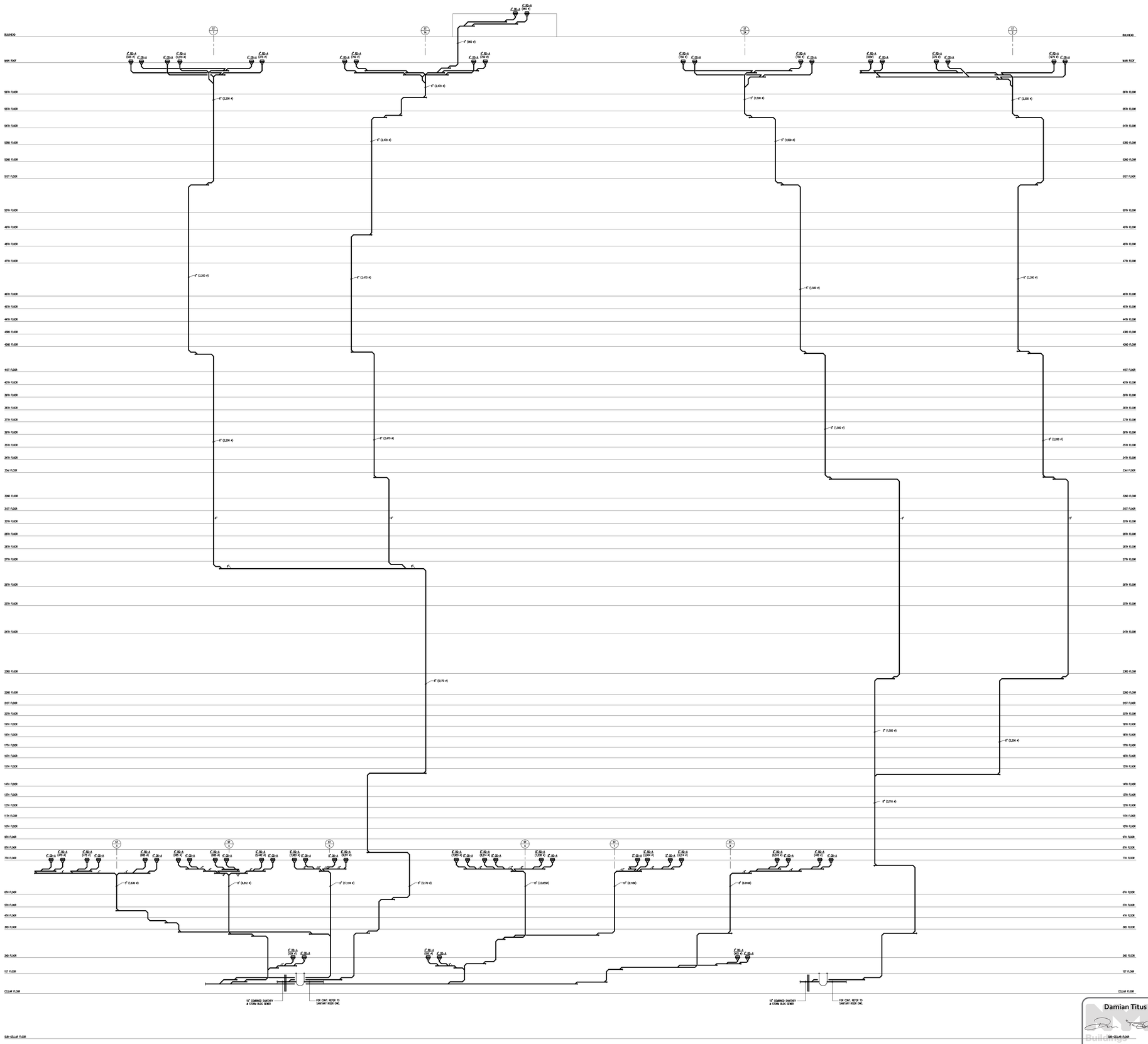

Damian Titus

APPROVED
Under Directive 2 of 1975
Date: 03/20/2014:
NYC Development Hub

OWNER:

SNOWPLOW LLC
950 THIRD AVENUE
NEW YORK, NY 10022
TEL.: (212) 486-2000

ARCHITECT OF RECORD:

SLCE*Architects, LLP*
841 BROADWAY
NEW YORK, NY 10003
TEL.: (212) 979-8400
FAX.: (212) 979-8387

DESIGN ARCHITECT:

SOM
14 WALL STREET
NEW YORK, NY 10005
TEL.: 212.298.9336
FAX.: 212.298.9300

STRUCTURAL ENGINEER:

DESIMONE
18 WEST 18th STREET
NEW YORK, NY 10011
TEL.: (212) 532-2211
FAX.: (212) 481-6108

MEP ENGINEER:

WSP · FLACK+KURTZ
512 SEVENTH AVENUE
NEW YORK, NY 10011
TEL.: (212) 532-9600

BUILDING ENVELOPE CONSULTANT:

GMS
GILSANZ MURRAY STEFICEK LLP
129 WEST 27th STREET
NEW YORK, NY 10001
TEL.: (212) 254-0030

| No: | Date: | Revision: |
|---|---|---|
| | 10-10-12 | DOB FILING |
| | 04-20-12 | 100% DD |
| | 10-14-11 | 100% SD |

NORTH ARROW | SCALE NTS

KEY PLAN:

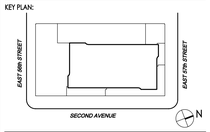


PROJECT:

252 EAST 57th STREET
NEW YORK, NY

TITLE:

PLUMBING STORM
RISER DIAGRAM - 1 OF 1

SEAL & SIGNATURE:

| | |
|---|---|
| SCALE: | AS SHOWN |
| DATE: | 09-02-11 |
| PROJECT No: | 2011-14 |
| FILE No: | 250 EAST 57th STREET |
| DRAWN BY: | VL |
| CHECKED BY: | EG |
| DWG. No.: | P-508.00 |

P-508.dwg 61 OF 63

BSPT OF BLDGS 123,503,523 Job Number
ES738180686 Scan Code

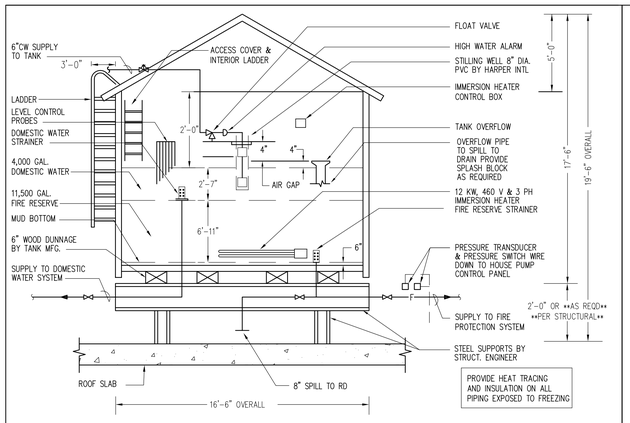


1 COMBINATION DOMESTIC WATER AND FIRE RESERVE TANK

N.T.S.

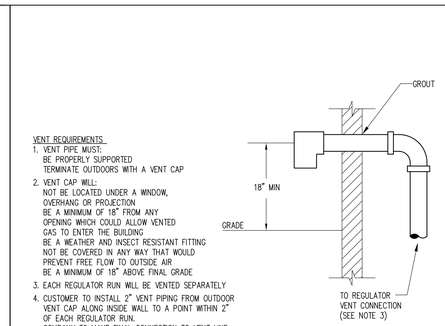


3 GAS SERVICE REGULATOR VENT

N.T.S.

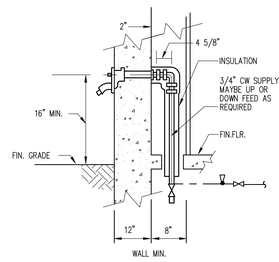


4 WALL HYDRANT

N.T.S.

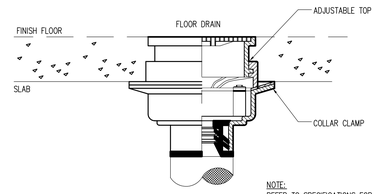


15 FLOOR DRAIN DETAIL

N.T.S.

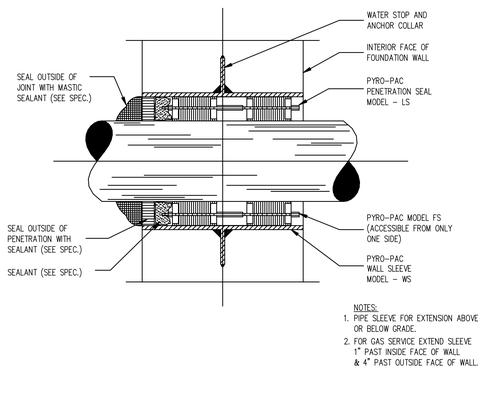


5 PIPE SLEEVE THRU EXTERIOR FOUNDATION WALL

N.T.S.

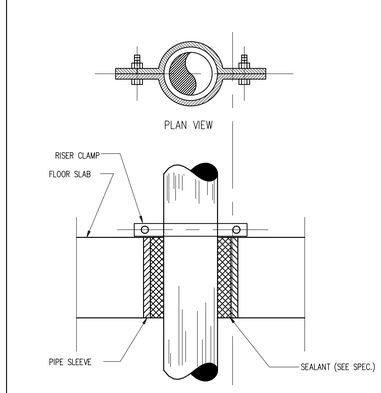


6 PIPE SLEEVE THRU FLOOR SLAB

N.T.S.

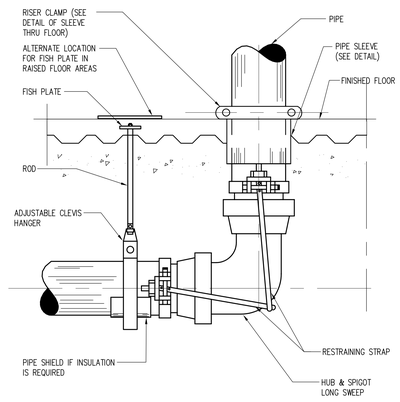


7 BASE ELBOW PIPE SUPPORT

N.T.S.

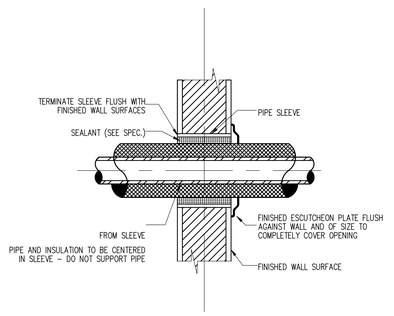


9 PIPE SLEEVE THRU INTERIOR WALL

N.T.S.

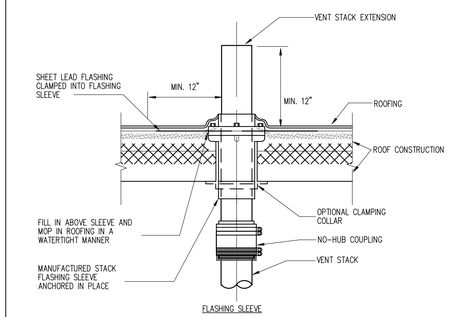


10 VENT THRU ROOF

N.T.S.

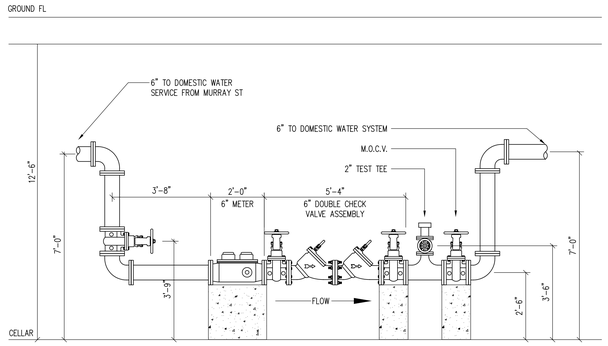


11 DOMESTIC WATER BACKFLOW PREVENTER AND METER ASSEMBLY

N.T.S.

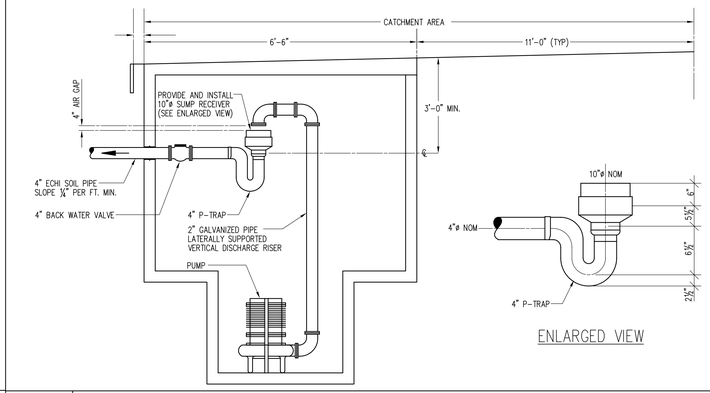


12 VAULT STORM DRAIN CONNECTION TO NEW YORK CITY SEWERS

N.T.S.

Damian Titus
Buildings
APPROVED
Under Directive 2 of 1975
Date: 03/20/2014:
NYC Development Hub

OWNER:
SNOWPLOW LLC
950 THIRD AVENUE
NEW YORK, NY 10022
TEL.: (212) 486-2000

ARCHITECT OF RECORD:
SLCE*Architects, LLP*
841 BROADWAY
NEW YORK, NY 10003
TEL.: (212) 979-8400
FAX.: (212) 979-8387

DESIGN ARCHITECT:
SOM
14 WALL STREET
NEW YORK, NY 10005
TEL.: 212.298.9336
FAX.: 212.298.9500

STRUCTURAL ENGINEER:
DESIMONE
18 WEST 18th STREET
NEW YORK, NY 10011
TEL.: (212) 532-2211
FAX.: (212) 481-6108

MEP ENGINEER:
WSP • FLACK+KURTZ
512 SEVENTH AVENUE
NEW YORK, NY 10011
TEL.: (212) 532-9600

BUILDING ENVELOPE CONSULTANT:
GMS
GILSANZ MURRAY STEFICEK LLP
129 WEST 27th STREET
NEW YORK, NY 10001
TEL.: (212) 254-0030

| No: | Date: | Revision: |
|---|---|---|
| | 10-10-12 | DOB FILING |
| | 04-20-12 | 100% DD |
| | 10-14-11 | 100% SD |

NORTH ARROW SCALE NTS

KEY PLAN:
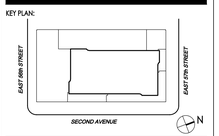


PROJECT:
252 EAST 57th STREET
NEW YORK, NY

TITLE:
PLUMBING DETAILS

SEAL & SIGNATURE:
STATE OF NEW YORK · MICHAEL GRAVES · 020 · REGISTERED PROFESSIONAL ENGINEER

| | |
|---|---|
| SCALE: | AS SHOWN |
| DATE: | 09-02-11 |
| PROJECT No: | 2011-14 |
| FILE No: | 250 EAST 57th STREET |
| DRAWN BY: | VL |
| CHECKED BY: | EG |
| DWG. No.: | P-601.00 |
| P-601.dwg | 62 OF 63 |

## FIXTURE SERVICE CONNECTION SCHEDULE

| FIXTURES DESIGNATION | FIXTURE | MANUFACTURER | MODEL # | S | V | C.W. | H.W. | T.W. | REMARKS |
|---|---|---|---|---|---|---|---|---|---|
| F-1/F-1A | WATER CLOSET | AMERICAN STD. | 3351.001 AFWALL | 4" | 2" | 1" | – | – | F-1A MOUNT HEIGHT ADA COMPLIANT HEIGHT, SEE ARCH. DWG FOR DETAIL DUAL FLUSH 1/6/1.1 GPF PUBLIC SPACES |
| | CARRIER | J.R. SMITH | 210-L-Y-M51 | | | | | | |
| | FLUSHOMETER VALVE | SLOAN | WES – 111 | | | | | | |
| | TOILET SEAT | CHURCH | 2155SS6 | | | | | | |
| F-2 | URINAL | SLOAN | WEUS 1000.1001-0.13 | 2" | 1½" | ¾" | – | – | FLUSH CYCLE – 0.125 GPF |
| | FLUSHOMETER VALVE | | | | | | | | |
| | CARRIER | JR SMITH | 637 | | | | | | |
| F-3 | LAVATORY | KOHLER | K-1721 | 2" | 1½" | ½" | ½" | – | USE J.R. SMITH TRAP 2698 FOR TRAP PRIMER IN BATHROOMS FAUCET FLOW RATE 0.5 GPM WALL HUNG LAV. PROVIDE J.R. SMITH CHAIR CARRIER OR APPROVED EQUAL. PROVIDE COVER ON SUPPLIES & TRAP. PUBLIC SPACES |
| | FAUCET | SYMMONS | S-20-G-H-0.5 | | | | | | |
| | P-TRAP | JR SMITH | 2698 | | | | | | |
| | SUPPLIES | McGUIRE | 167 | | | | | | |
| F-3A | LAVATORY | KOHLER | K-12638 | 2" | 1½" | ½" | ½" | – | USE J.R. SMITH TRAP 2698 FOR TRAP PRIMER IN BATHROOMS FAUCET FLOW RATE 0.5 GPM WALL HUNG LAV. PROVIDE J.R. SMITH CHAIR CARRIER OR APPROVED EQUAL. PROVIDE COVER ON SUPPLIES & TRAP. ADA PUBLIC SPACES |
| | FAUCET | SYMMONS | S-20-G-H-0.5 | | | | | | |
| | P-TRAPS | JR SMITH | 2698 | | | | | | |
| | SUPPLIES | McGUIRE | 167 | | | | | | |
| F-4 | JAN/ MOP SINK | STERN WILLIAMS | HL-2100 | 3" | 1½" | ¾" | ¾" | – | |
| | FAUCET | STERN WILLIAMS | T-10-VB | | | | | | |
| | ACCESSORIES | STERN WILLIAMS | T-35/T-40 | | | | | | |
| F-5A | DRINKING FOUNTAIN | ELKAY | ECRSPM8K | 1½" | 1½" | ½" | – | – | |
| F-5B | DRINKING FOUNTAIN | ELKAY | EDFP214RC | 1½" | 1½" | ½" | – | – | POOL DRINKING FOUNTAIN |
| F-6 | SHOWER | SYMMONS | 96-300-B30-L-V | 2" | 2" | ½" | ½" | – | STERN WILLIAMS WDA 3600 DIMENSIONS: 39" X 39" PUBLIC SHOWER |
| ES | EMERGENCY SHOWER | WATER SAVER FAUCET | SS950 | – | – | 1" | 1" | 1¼" | PROVIDE MIXING VALVE & FLOW SWITCH TIED INTO BMS |
| HB-1 | HOSE BIBB | WOODFORD | MODEL 24 | – | – | ¾" | – | – | FOR MECHANICAL SPACES |
| HB-2 | WALL HYDRANT | J.R. SMITH | 5609QT | – | – | ¾" | – | – | EXTERIOR WALL HYDRANT & POOL |

## DRAIN SCHEDULE

Series No.: ZURN / WADE / SMITH (X) / JOSAM

| DESIGNATION | SERIES NO. | BODY: CAST IRON | BODY: STAINLESS STEEL | BODY: GALVANIZED | BODY: ALL BRONZE | BODY: SECONDARY CLAMP | BODY: CLAMPING DEVICE | BODY: DECK CLAMP | BODY: BACK WATER VALVE | BODY: SUMP RECIEVER | BODY: POLYPROPYLENE | STRAINER: STAINLESS STEEL | STRAINER: CAST IRON | STRAINER: ALL BRONZE | STRAINER: NICKEL BRONZE | STRAINER: CHROME PLATED | STRAINER: SEDIMENT BUCKET | STRAINER: SECONDARY STRAINER | STRAINER: POLISHED FINISH | STRAINER: SATIN FINISH | STRAINER: TRACTOR GRATE | STRAINER: BRONZE MESH SCREEN | STRAINER: FUNNEL TOP | STRAINER: FLAT TOP | STRAINER: DOME | STRAINER: RAISED LIP | STRAINER: EXTENSION | STRAINER: LESS GRATE | STRAINER: FLANGE (WATER PROOFING) | | | REMARKS |
|---|---|---|---|---|---|---|---|---|---|---|---|---|---|---|---|---|---|---|---|---|---|---|---|---|---|---|---|---|---|---|---|---|
| FD-A | 2005 | X | | | | | | | | | | | | | | | | | | | | | | | | | | | X | | | SHOWERS / GENERAL |
| FD-B | 2120 | X | | | | | | | | | | | | | | | | | | | X | | | | | | | | X | | | MECHANICAL SPACES |
| FD-C | 2570 | X | | | | | | | | | | | | | | | | | | | | | | X | | | | | | X | | LOADING DOCK |
| FD-D | 3970 | X | | | | | | | | | | | X | | | | | | | | | | | | | X | | | X | | | COOLING TOWER BLOWDOWN |
| FD-E | 6010 | X | | | | | | | | | | | | | | X | | | | | | | | X | | | | | | | | POOL DECK |
| RD-A | 1010/1020 | X | | | | | | | | | | | | | | | | | | | | | | | X | | | | X | | | GENERAL ROOF DRAINS |
| RD-B | 1450 | X | | | | | | | | | | | | | | | | | | | | | | X | | | | | X | | | AREA DRAINS |
| RD-C | WADE 3220 | X | | | | | | | | | | | X | | | | | | | | | X | | | X | | | | X | | | PLANTER DRAINS |
| OD-A | 1080 | X | | | | | | | | | | | | | | | | | | | | | | | | X | | | X | | | GENERAL OVERFLOW DRAINS |
| OD-C | WADE 3220-D | X | | | | | | | | | | | X | | | | | | | | | X | | | X | X | | | X | | | PLANTER OVERFLOW DRAINS |

## PUMP SCHEDULE

| DESIGNATION | NO. REQUIRED | SERVICE | LOCATION | FLOW RATE EA. PUMP (G.P.M.) | DYNAMIC HEAD (FT.) | MINIMUM TOTAL DYNAMIC HEAD (FT.) | CASING PRESSURE (PSIG) | SUCTION PRESSURE (PSIG) | MANUFACTURER MODEL NUMBER | STAGES | VERTICAL SPLIT | HORIZONTAL SPLIT | END SUCTION | IN LINE | VERTICAL TURBINE | SUBMERSIBLE | MOTOR: MINIMUM H.P. | MOTOR: R.P.M. | MOTOR: VOLTS | MOTOR: PHASE | MOTOR: CYCLES (Hz) | MANUAL CONTROL | AUTOMATIC CONTROL | PILOT LIGHT | PRESSURE GAUGE RANGE | ALARMS REQUIRED | EMERGENCY POWER REQUIRED | REMARKS | DRAWING NO. |
|---|---|---|---|---|---|---|---|---|---|---|---|---|---|---|---|---|---|---|---|---|---|---|---|---|---|---|---|---|---|
| P-1 | 2 | TANK FILL BOOSTER PUMPS | SUB-CELLAR | 200 | – | | | | PEERLESS | | | | ● | | | | – | 3500 | 460 | 3 | 60 | ● | ● | ● | | ● | ● | DUPLEX PACKAGE – 100% BACKUP | |
| P-2 | 2 | TANK FILL BOOSTER PUMPS | 23RD FLOOR | 200 | – | | | | PEERLESS | | | | ● | | | | – | 3500 | 460 | 3 | 60 | ● | ● | ● | | ● | ● | DUPLEX PACKAGE – 100% BACK UP | |
| P-3 | 3 | ZONE 3 BOOSTER PUMPS | 23RD FLOOR | – | – | | | | PEERLESS | | | | ● | | | | – | 3500 | 460 | 3 | 60 | ● | ● | ● | | ● | ● | TRIPLEX PACKAGE | |
| P-4 | 3 | ZONE 8 BOOSTER PUMPS | 56TH FLOOR | – | – | | | | PEERLESS | | | | ● | | | | – | 3600 | 460 | 3 | 60 | ● | ● | ● | | ● | ● | TRIPLEX PACKAGE | |
| P-5 | 2 | SEWAGE EJECTOR | SUB-CELLAR | – | – | | | | FLYGT – | | | | | | | ● | – | 1755 | 460 | 3 | 60 | | ● | | | ● | ● | DUPLEX PACKAGE – 100% BACK UP | |
| P-6 | 2 | SUMP PUMP | SUB-CELLAR | – | – | | | | FLYGT – | | | | | | | ● | – | 1755 | 460 | 3 | 60 | | ● | | | ● | ● | DUPLEX PACKAGE – 100% BACK UP | |
| P-7 | 6 | ELEVATOR SUMP PUMP | SUB-CELLAR | 74 | 37 | | | | STANCOR SE50 | | | | | | | ● | 1/2 | 3600 | 460 | 3 | 60 | | ● | | | ● | ● | | |
| CP-1 | 1 | CIRCULATION PUMP | 3RD FLOOR | – | – | | | | GRUNDFOS | | | | | ● | | | – | 3600 | 460 | 3 | 60 | | ● | | | | | ALL BRONZE | |
| CP-2 | 1 | CIRCULATION PUMP | 3RD FLOOR | – | – | | | | GRUNDFOS | | | | | ● | | | – | 3600 | 460 | 3 | 60 | | ● | | | | | ALL BRONZE | |
| CP-3 | 1 | CIRCULATION PUMP | 23RD FLOOR | – | – | | | | GRUNDFOS | | | | | ● | | | – | 3600 | 460 | 3 | 60 | | ● | | | | | ALL BRONZE | |
| CP-4 | 1 | CIRCULATION PUMP | 23RD FLOOR | – | – | | | | GRUNDFOS | | | | | ● | | | – | 3600 | 460 | 3 | 60 | | ● | | | | | ALL BRONZE | |
| CP-5 | 1 | CIRCULATION PUMP | 23RD FLOOR | – | – | | | | GRUNDFOS | | | | | ● | | | – | 3600 | 460 | 3 | 60 | | ● | | | | | ALL BRONZE | |
| CP-6 | 1 | CIRCULATION PUMP | 23RD FLOOR | – | – | | | | GRUNDFOS | | | | | ● | | | – | 3600 | 460 | 3 | 60 | | ● | | | | | ALL BRONZE | |
| CP-7 | 1 | CIRCULATION PUMP | 56TH FLOOR | – | – | | | | GRUNDFOS | | | | | ● | | | – | 3600 | 460 | 3 | 60 | | ● | | | | | ALL BRONZE | |
| CP-8 | 1 | CIRCULATION PUMP | 56TH FLOOR | – | – | | | | GRUNDFOS | | | | | ● | | | – | 3600 | 460 | 3 | 60 | | ● | | | | | ALL BRONZE | |

## PRESSURE VESSEL AND HEATER SCHEDULE

| DESIGNATION | NO. REQUIRED | MANUFACTURER AND MODEL NUMBER | STORAGE WATER TEMPERATURE (DEG.F) | VOLUME/HEATER (GALS.) | RECOVERY/HEATER (GPH) | TEMPERATURE RISE (DEG. F) | MAXIMUM WATER FLOW (G.P.M.) | W.W.P. (PSIG.) | TEST PRESSURE (PSIG.) | DIAMETER (INCHES) | LENGHT/WIDTH (INCHES) | ELECTRIC LOAD (K.W.) | GAS SERVICE (INCHES) | GAS LOAD (CFH) | GAS PRESSURE REQ. (IN W.C.) | SHELL THICKNESS (INCH.) | HEAD THICKNESS (INCH.) | STEAM LOAD (LBS./HR./HTR.) | MAX. ALLOWABLE PRESSURE DROP THROUGH VALVE | STEAM VALVE (INCH.) | STEAM PRESSURE IN LINE (PSI) | ALLOWABLE PRESSURE DROP IN COIL (PSI) | REMARKS | DRAWING NO. |
|---|---|---|---|---|---|---|---|---|---|---|---|---|---|---|---|---|---|---|---|---|---|---|---|---|
| DWH-1 | 2 | FPS MODEL: DHWG | 140 | 400 | 1,100 | 100 | | | | N/A | 120" x 48" | | | | | | | | | | | | BOILER WATER DOUBLE WALL HX FLOW RATE: XX GPM WATER TEMP. IN/OUT: 140°/120° | |
| DWH-2 | 2 | FPS MODEL: DHWG | 140 | 400 | 1,100 | 100 | | | | N/A | 120" x 48" | | | | | | | | | | | | BOILER WATER DOUBLE WALL HX FLOW RATE: XX GPM WATER TEMP. IN/OUT: 140°/120° | |
| DWH-3 | 2 | FPS MODEL: DHWG | 140 | 400 | 1,100 | 100 | | | | N/A | 120" x 48" | | | | | | | | | | | | BOILER WATER DOUBLE WALL HX FLOW RATE: XX GPM WATER TEMP. IN/OUT: 140°/120° | |
| DWH-4 | 2 | FPS MODEL: DHWG | 140 | 400 | 1,100 | 100 | | | | N/A | 120" x 48" | | | | | | | | | | | | BOILER WATER DOUBLE WALL HX FLOW RATE: XX GPM WATER TEMP. IN/OUT: 140°/120° | |
| DWH-5 | 2 | FPS MODEL: DHWG | 140 | 400 | 1,100 | 100 | | | | N/A | 120" x 48" | | | | | | | | | | | | BOILER WATER DOUBLE WALL HX FLOW RATE: XX GPM WATER TEMP. IN/OUT: 140°/120° | |
| DWH-6 | 2 | FPS MODEL: DHWG | 140 | 400 | 1,100 | 100 | | | | N/A | 120" x 48" | | | | | | | | | | | | BOILER WATER DOUBLE WALL HX FLOW RATE: XX GPM WATER TEMP. IN/OUT: 140°/120° | |
| DWH-7 | 2 | FPS MODEL: DHWG | 140 | 400 | 1,100 | 100 | | | | N/A | 120" x 48" | | | | | | | | | | | | BOILER WATER DOUBLE WALL HX FLOW RATE: XX GPM WATER TEMP. IN/OUT: 140°/120° | |
| DWH-8 | 2 | FPS MODEL: DHWG | 140 | 400 | 1,100 | 100 | | | | N/A | 120" x 48" | | | | | | | | | | | | BOILER WATER DOUBLE WALL HX FLOW RATE: XX GPM WATER TEMP. IN/OUT: 140°/120° | |

∗ SEE SPECS FOR ALL OTHER VALVES THAT ARE NOT USED FOR DOMESTIC WATER SYSTEM.

## DOMESTIC WATER SYSTEM SHUT-OFF VALVES

| VALVE SPECIFICATION | GATE | BALL | GLOBE | SCREWED | FLANGED |
|---|---|---|---|---|---|
| WATER SERVICE 2½" AND SMALLER | ◎ | | | ◎ | |
| WATER SERVICE 3" AND LARGER | ◎ | | | | ◎ |
| PUMP SUCTION 2½" AND SMALLER | | ◎ | | ◎ | |
| PUMP SUCTION 3" AND LARGER | ◎ | | | | ◎ |
| PUMP DISCHARGE 2½" AND SMALLER | | | ◎ | ◎ | |
| PUMP DISCHARGE 3" AND LARGER | | | ◎ | | ◎ |
| PUMP DISCHARGE BRANCH ISOLATION EQUIP. ISOLATION 2½" AND SMALLER | | ◎ | | ◎ | |
| PUMP DISCHARGE BRANCH ISOLATION EQUIP. ISOLATION 3" AND LARGER | ◎ | | | | ◎ |

## NATURAL GAS SYSTEM SHUT-OFF VALVES

| VALVE SPECIFICATION: GAS SYSTEM | LUBRICATED PLUG | GAS COCK | WELDED | SCREWED | FLANGED | SHORT PATTERN | REGULAR PATTERN |
|---|---|---|---|---|---|---|---|
| GAS SERVICE 2" AND SMALLER | ◎ | | | ◎ | | ◎ | |
| GAS SERVICE 2½" AND LARGER | ◎ | | | | ◎ | | ◎ |
| RISER CONTROL 2" AND SMALLER | ◎ | | | ◎ | | ◎ | |
| RISER CONTROL 2½" AND LARGER | ◎ | | | | ◎ | | ◎ |
| BRANCH ISOLATION 2" AND SMALLER | ◎ | | | ◎ | | ◎ | |
| BRANCH ISOLATION 3" AND LARGER | ◎ | | | | ◎ | | ◎ |
| SINGLE GAS BURNING EQUIPMENT. 1" AND SMALLER | | ◎ | | ◎ | | ◎ | |
| SINGLE GAS BURNING EQUIPMENT. LARGER THAN 1" SAME AS BRANCH ISOLATION | ◎ | | | | | | |

## NON-PRESSURE VESSEL AND PIT SCHEDULE

| DESIGNATION | NO. REQUIRED | APPLICATION | COMPT. EACH TANK | USABLE DOMESTIC∗ (GALLONS) | USABLE F.S.P. (GALLONS) | USABLE TOTAL (GALLONS) | SIZE DIA. x HT. OR L x W x H | ALARMS (FROM BOTTOM OF TANK OR PIT): 1ST PUMP OFF | 2ND PUMP OFF | 1ST PUMP ON | 2ND PUMP ON | HIGH WATER | | | REMARKS | DRAWING NO. |
|---|---|---|---|---|---|---|---|---|---|---|---|---|---|---|---|---|
| B-1 | 2 | ROOF HOUSE TANKS | | 4,250 | 11,250 | 15,500 | 16'-6" x 17'-6" RAISED 2'-0" AFF (TOTAL HEIGHT 19'-6") | | | | | | | | WOOD TANKS AT ROOF LEVEL | |
| B-2 | 1 | FIRE PROTECTION STORAGE TANK | | | | 22,500 | 11'-0" x 15'-0" x 21'-6" RAISED 7'-0" AFF (TOTAL HEIGHT 28'-6") | | | | | | | | POLYPROPYLENE TANK AT 49TH FLOOR | |
| B-3 | 2 | COMBINED DOMESTIC/ FIRE RESERVE TANKS | | 2,500 | 15,000 | 17,500 | 15'-0" x 15'-0" x 12'-6" RAISED 2'-0" AFF (TOTAL HEIGHT 14'-6") | | | | | | | | POLYPROPYLENE TANKS AT 23RD FLOOR | |
| B-4 | 1 | SEWAGE EJECTOR | | | | | 5'-0" x 5'-0" x X'-X" | | | | | | | | | |
| B-5 | 1 | SUMP PUMP | | | | | 5'-0" x 5'-0" x X'-X" | | | | | | | | | |


DEPT OF BLDGS 121328321 Job Number
ES008351746 Scan Code



OWNER:
SNOWPLOW LLC
950 THIRD AVENUE
NEW YORK, NY 10022
TEL.: (212) 486-2000

ARCHITECT OF RECORD:
SLCE*Architects, LLP*
841 BROADWAY
NEW YORK, NY 10003
TEL.: (212) 979-8400
FAX.: (212) 979-8387

DESIGN ARCHITECT:
SOM
14 WALL STREET
NEW YORK, NY 10005
TEL.: 212.298.9336
FAX.: 212.298.9500

STRUCTURAL ENGINEER:
DESIMONE
18 WEST 18th STREET
NEW YORK, NY 10011
TEL.: (212) 532-2211
FAX.: (212) 481-6108

MEP ENGINEER:
WSP · FLACK+KURTZ
512 SEVENTH AVENUE
NEW YORK, NY 10011
TEL.: (212) 532-9600

BUILDING ENVELOPE CONSULTANT:
GMS
GILSANZ MURRAY STEFICEK LLP
129 WEST 27th STREET
NEW YORK, NY 10001
TEL.: (212) 254-0030


| No: | Date: | Revision: |
|---|---|---|
| | 10-10-12 | DOB FILING |
| | 04-20-12 | 100% DD |
| | 10-14-11 | 100% SD |

NORTH ARROW

SCALE NTS

KEY PLAN:

EAST 56th STREET
EAST 57th STREET
SECOND AVENUE
N

PROJECT:

252 EAST 57th STREET
NEW YORK, NY

TITLE:

PLUMBING SCHEDULES

SEAL & SIGNATURE:

STATE OF NEW YORK · SHELDON MILES STEIN · NO. 40400 · LICENSED PROFESSIONAL ENGINEER

| | |
|---|---|
| SCALE: | AS SHOWN |
| DATE: | 09-02-11 |
| PROJECT No: | 2011-14 |
| FILE No: | 250 EAST 57th STREET |
| DRAWN BY: | VL |
| CHECKED BY: | EG |
| DWG. No.: | P-701.00 |

P-701.dwg 63 OF 63

Damian Titus
Buildings
APPROVED
Under Directive 2 of 1975
Date: 03/20/2014:
NYC Development Hub

ES898767277 Scan Code
DEPT OF BLDGS121328321 Job Number

COMcheck Software Version 3.9.0

# Mechanical Compliance Certificate

## 2010 New York Energy Conservation Construction Code

## Section 1: Project Information

Project Type: **New Construction**
Project Title : 252 E 57th Street

| Construction Site: | Owner/Agent: | Designer/Contractor: |
|---|---|---|
| 252 E 57th Street<br>New York, NY | | |

## Section 2: General Information

Building Location (for weather data): **New York, New York**
Climate Zone: **4a**

## Section 3: Mechanical Systems List

| Quantity | System Type & Description |
|---|---|
| 1 | AHU-23-1 (Single Zone) :<br>Heating: 1 each - Hydronic or Steam Coil, Hot Water, Capacity = 587 kBtu/h<br>Cooling: 1 each - Hydronic Coil, Capacity = 549 kBtu/h, Water Economizer |
| 1 | AHU-23-2 (Single Zone) :<br>Heating: 1 each - Hydronic or Steam Coil, Hot Water, Capacity = 587 kBtu/h<br>Cooling: 1 each - Hydronic Coil, Capacity = 549 kBtu/h, Water Economizer |
| 1 | AHU-23-3 (Single Zone) :<br>Heating: 1 each - Hydronic or Steam Coil, Hot Water, Capacity = 624 kBtu/h<br>Cooling: 1 each - Hydronic Coil, Capacity = 586 kBtu/h, Water Economizer |
| 1 | AHU-23-4 (Single Zone) :<br>Heating: 1 each - Hydronic or Steam Coil, Hot Water, Capacity = 624 kBtu/h<br>Cooling: 1 each - Hydronic Coil, Capacity = 586 kBtu/h, Water Economizer |
| 1 | AHU-57-1 (Single Zone) :<br>Heating: 1 each - Hydronic or Steam Coil, Hot Water, Capacity = 676 kBtu/h<br>Cooling: 1 each - Hydronic Coil, Capacity = 313 kBtu/h, Water Economizer |
| 1 | AHU-57-2 (Single Zone) :<br>Heating: 1 each - Hydronic or Steam Coil, Hot Water, Capacity = 868 kBtu/h<br>Cooling: 1 each - Hydronic Coil, Capacity = 408 kBtu/h, Water Economizer |
| 1 | AHU-24-1 (Single Zone) :<br>Heating: 1 each - Hydronic or Steam Coil, Hot Water, Capacity = 562 kBtu/h<br>Cooling: 1 each - Hydronic Coil, Capacity = 401 kBtu/h, Water Economizer |
| 1 | AHU-24-2 (Single Zone) :<br>Heating: 1 each - Hydronic or Steam Coil, Hot Water, Capacity = 389 kBtu/h<br>Cooling: 1 each - Hydronic Coil, Capacity = 501 kBtu/h, Water Economizer |
| 1 | AHU-24-3 (Single Zone) :<br>Heating: 1 each - Hydronic or Steam Coil, Hot Water, Capacity = 303 kBtu/h<br>Cooling: 1 each - Hydronic Coil, Capacity = 181 kBtu/h, Water Economizer |
| 1 | AHU-26-1 (Single Zone) :<br>Heating: 1 each - Hydronic or Steam Coil, Hot Water, Capacity = 219 kBtu/h<br>Cooling: 1 each - Hydronic Coil, Capacity = 125 kBtu/h, Water Economizer |
| 1 | AHU-26-2 (Single Zone) :<br>Heating: 1 each - Hydronic or Steam Coil, Hot Water, Capacity = 307 kBtu/h<br>Cooling: 1 each - Hydronic Coil, Capacity = 181 kBtu/h, Water Economizer |
| 1 | AHU-56-1 (Single Zone) :<br>Heating: 1 each - Hydronic or Steam Coil, Hot Water, Capacity = 195 kBtu/h<br>Cooling: 1 each - Hydronic Coil, Capacity = 177 kBtu/h, Water Economizer |
| 1 | HV-3-1 (Single Zone) :<br>Heating: 1 each - Hydronic or Steam Coil, Hot Water, Capacity = 624 kBtu/h |



| Quantity | System Type & Description |
|---|---|
| 1 | HV-3-2 (Single Zone) :<br>Heating: 1 each - Hydronic or Steam Coil, Hot Water, Capacity = 417 kBtu/h |
| 1 | AC-3-1 (Single Zone) : Water Source Heat Pump<br>Heating Mode: Capacity = 87 kBtu/h, Efficiency = 5.07 COP<br>Cooling Mode: Capacity = 87 kBtu/h, Efficiency = 13.75 EER, Water Economizer , Economizer exception: Filtration Requirements |
| 1 | AC-3-2 (Single Zone) : Water Source Heat Pump<br>Heating Mode: Capacity = 280 kBtu/h,<br>Cooling Mode: Capacity = 280 kBtu/h, , Water Economizer |
| 1 | AC-3-3 (Single Zone) : Water Source Heat Pump<br>Heating Mode: Capacity = 123 kBtu/h, Efficiency = 5.00 COP<br>Cooling Mode: Capacity = 123 kBtu/h, Efficiency = 13.47 EER, Water Economizer |
| 1 | AC-3-4 (Single Zone) : Water Source Heat Pump<br>Heating Mode: Capacity = 466 kBtu/h,<br>Cooling Mode: Capacity = 466 kBtu/h, , Water Economizer |
| 1 | AC-3-5 (Single Zone) : Water Source Heat Pump<br>Heating Mode: Capacity = 454 kBtu/h,<br>Cooling Mode: Capacity = 454 kBtu/h, , Water Economizer |
| 1 | AC-SC-1 (Single Zone) : Water Source Heat Pump<br>Heating Mode: Capacity = 18 kBtu/h, Efficiency = 5.70 COP<br>Cooling Mode: Capacity = 18 kBtu/h, Efficiency = 17.30 EER |
| 1 | AC-SC-2 (Single Zone) : Water Source Heat Pump<br>Heating Mode: Capacity = 9 kBtu/h, Efficiency = 5.50 COP<br>Cooling Mode: Capacity = 9 kBtu/h, Efficiency = 16.00 EER |
| 1 | AC-SC-3 (Single Zone) : Water Source Heat Pump<br>Heating Mode: Capacity = 12 kBtu/h, Efficiency = 5.40 COP<br>Cooling Mode: Capacity = 12 kBtu/h, Efficiency = 15.50 EER |
| 1 | AC-SC-4 (Single Zone) : Water Source Heat Pump<br>Heating Mode: Capacity = 24 kBtu/h, Efficiency = 5.90 COP<br>Cooling Mode: Capacity = 24 kBtu/h, Efficiency = 18.80 EER |
| 1 | AC-SC-5 (Single Zone) : Water Source Heat Pump<br>Heating Mode: Capacity = 18 kBtu/h, Efficiency = 5.70 COP<br>Cooling Mode: Capacity = 18 kBtu/h, Efficiency = 17.30 EER |
| 1 | AC-SC-6 (Single Zone) : Water Source Heat Pump<br>Heating Mode: Capacity = 9 kBtu/h, Efficiency = 5.50 COP<br>Cooling Mode: Capacity = 9 kBtu/h, Efficiency = 16.00 EER |
| 1 | AC-1-1 (Single Zone) : Water Source Heat Pump<br>Heating Mode: Capacity = 9 kBtu/h, Efficiency = 5.50 COP<br>Cooling Mode: Capacity = 9 kBtu/h, Efficiency = 16.00 EER |
| 1 | AC-1-2 (Single Zone) : Water Source Heat Pump<br>Heating Mode: Capacity = 60 kBtu/h, Efficiency = 5.20 COP<br>Cooling Mode: Capacity = 60 kBtu/h, Efficiency = 17.40 EER, Water Economizer , Economizer exception: Filtration Requirements |
| 1 | AC-1-3 (Single Zone) : Water Source Heat Pump<br>Heating Mode: Capacity = 120 kBtu/h, Efficiency = 4.20 COP<br>Cooling Mode: Capacity = 120 kBtu/h, Efficiency = 14.40 EER, Water Economizer , Economizer exception: Filtration Requirements |
| 1 | AC-1-4 (Single Zone) : Water Source Heat Pump<br>Heating Mode: Capacity = 12 kBtu/h, Efficiency = 5.40 COP<br>Cooling Mode: Capacity = 12 kBtu/h, Efficiency = 15.50 EER |
| 1 | AC-1-5 (Single Zone) : Water Source Heat Pump<br>Heating Mode: Capacity = 9 kBtu/h, Efficiency = 5.50 COP<br>Cooling Mode: Capacity = 9 kBtu/h, Efficiency = 16.00 EER |
| 1 | AC-6-1 (Single Zone) : Water Source Heat Pump<br>Heating Mode: Capacity = 96 kBtu/h, Efficiency = 4.30 COP<br>Cooling Mode: Capacity = 96 kBtu/h, Efficiency = 14.80 EER, Water Economizer , Economizer exception: Filtration Requirements |
| 1 | AC-6-2 (Single Zone) : Water Source Heat Pump<br>Heating Mode: Capacity = 48 kBtu/h, Efficiency = 5.30 COP<br>Cooling Mode: Capacity = 48 kBtu/h, Efficiency = 17.20 EER |
| 1 | AC-7-1 (Single Zone) : Water Source Heat Pump<br>Heating Mode: Capacity = 96 kBtu/h, Efficiency = 4.30 COP<br>Cooling Mode: Capacity = 96 kBtu/h, Efficiency = 14.80 EER, Water Economizer , Economizer exception: Filtration Requirements |
| 1 | AC-5-1 (Single Zone) : Water Source Heat Pump<br>Heating Mode: Capacity = 36 kBtu/h, Efficiency = 6.00 COP<br>Cooling Mode: Capacity = 36 kBtu/h, Efficiency = 19.20 EER |
| 1 | AC-7-2 (Single Zone) : Water Source Heat Pump<br>Heating Mode: Capacity = 18 kBtu/h, Efficiency = 5.70 COP<br>Cooling Mode: Capacity = 18 kBtu/h, Efficiency = 17.30 EER |



| Quantity | System Type & Description |
|---|---|
| 1 | HPU-A (Single Zone) : Water Source Heat Pump<br>Heating Mode: Capacity = 12 kBtu/h, Efficiency = 5.20 COP<br>Cooling Mode: Capacity = 8 kBtu/h, Efficiency = 14.90 EER |
| 1 | HPU-D (Single Zone) : Water Source Heat Pump<br>Heating Mode: Capacity = 22 kBtu/h, Efficiency = 5.40 COP<br>Cooling Mode: Capacity = 14 kBtu/h, Efficiency = 15.80 EER |
| 1 | HPU-B (Single Zone) : Water Source Heat Pump<br>Heating Mode: Capacity = 15 kBtu/h, Efficiency = 4.60 COP<br>Cooling Mode: Capacity = 10 kBtu/h, Efficiency = 14.50 EER |
| 1 | HPU-E (Single Zone) : Water Source Heat Pump<br>Heating Mode: Capacity = 31 kBtu/h, Efficiency = 5.20 COP<br>Cooling Mode: Capacity = 21 kBtu/h, Efficiency = 15.70 EER |
| 1 | HPU-C (Single Zone) : Water Source Heat Pump<br>Heating Mode: Capacity = 19 kBtu/h, Efficiency = 5.20 COP<br>Cooling Mode: Capacity = 12 kBtu/h, Efficiency = 14.80 EER |
| 1 | HPU-G (Single Zone) : Water Source Heat Pump<br>Heating Mode: Capacity = 38 kBtu/h, Efficiency = 5.00 COP<br>Cooling Mode: Capacity = 28 kBtu/h, Efficiency = 14.60 EER |
| 1 | HPU-F (Single Zone) : Water Source Heat Pump<br>Heating Mode: Capacity = 32 kBtu/h, Efficiency = 5.10 COP<br>Cooling Mode: Capacity = 24 kBtu/h, Efficiency = 15.40 EER |
| 1 | FCU-A (Single Zone) :<br>Heating: 1 each - Hydronic or Steam Coil, Hot Water, Capacity = 9 kBtu/h<br>Cooling: 1 each - Hydronic Coil, Capacity = 12 kBtu/h |
| 1 | FCU-C (Single Zone) :<br>Heating: 1 each - Hydronic or Steam Coil, Hot Water, Capacity = 14 kBtu/h<br>Cooling: 1 each - Hydronic Coil, Capacity = 16 kBtu/h |
| 1 | FCU-B (Single Zone) :<br>Heating: 1 each - Hydronic or Steam Coil, Hot Water, Capacity = 10 kBtu/h<br>Cooling: 1 each - Hydronic Coil, Capacity = 8 kBtu/h |
| 1 | FCU-D (Single Zone) :<br>Heating: 1 each - Hydronic or Steam Coil, Hot Water, Capacity = 20 kBtu/h<br>Cooling: 1 each - Hydronic Coil, Capacity = 15 kBtu/h |
| 1 | FCU-E (Single Zone) :<br>Heating: 1 each - Hydronic or Steam Coil, Hot Water, Capacity = 21 kBtu/h<br>Cooling: 1 each - Hydronic Coil, Capacity = 20 kBtu/h |
| 1 | FCU-F (Single Zone) :<br>Heating: 1 each - Hydronic or Steam Coil, Hot Water, Capacity = 27 kBtu/h<br>Cooling: 1 each - Hydronic Coil, Capacity = 29 kBtu/h |
| 1 | CH-23-1: Cooling: Water Chiller, Capacity 300 tons, Condenser Water-Cooled, Efficiency: 0.58 kW/ton, Rotary Screw or Scroll Chiller, with Propeller or Axial Fan Cooling Tower |
| 1 | CH-23-2: Cooling: Water Chiller, Capacity 300 tons, Condenser Water-Cooled, Efficiency: 0.58 kW/ton, Rotary Screw or Scroll Chiller, with Propeller or Axial Fan Cooling Tower |
| 1 | B-23-1: Heating: Hot Water Boiler, Capacity 5400 kBtu/h, Gas, Efficiency: 90.00 % Ec, with Waterloop Heat Pump |
| 1 | B-23-2: Heating: Hot Water Boiler, Capacity 5400 kBtu/h, Gas, Efficiency: 90.00 % Ec, with Waterloop Heat Pump |
| 1 | B-23-3: Heating: Hot Water Boiler, Capacity 5400 kBtu/h, Gas, Efficiency: 90.00 % Ec, with Waterloop Heat Pump |
| 1 | B-23-4: Heating: Hot Water Boiler, Capacity 5400 kBtu/h, Gas, Efficiency: 90.00 % Ec, with Waterloop Heat Pump |

## Section 4: Requirements Checklist

### Requirements Specific To: AHU-23-1 :

☐ 1. Balancing and pressure test connections on all hydronic terminal devices
☐ 2. Water economizer is included and calculations required
☐ 3. Cooling system provides a means to relieve excess outdoor air during economizer operation.
☐ 4. Separate hot and cold water supply and returns
☐ 5. Multiple boilers must have automatic controls that sequence operation with load
☐ 6. Single boiler >500 kBtu/h input capacity must have a multistaged or modulating burner
☐ 7. Two-pipe changeover heating/cooling controls must have:
a) 15 degrees F deadband where boiler and chiller can not operate,
b) allow operation in either heating or cooling for at least 4 hrs. and
c) prevent difference between heating and cooling set points greater than 30 degrees F
*Exception(s):*
☐ Air/evap condenser and extensive outside-air filtration



☐ Outside air needed to meet Chapter 4 of Mechanical Code for New York State
☐ 8. Meets the condenser heat recovery requirement for service water heating
*Exception(s):*
☐ Facilities that employ condenser heat recovery for space heating with a heat recovery design exceeding 30% of the peak water-cooled condenser load at design conditions.
☐ Facilities that provide 60% of their service water heating from site solar or site recovered energy or from other sources.
☐ 9. Chilled water pumping systems with multiple chillers must automatically reduce chilled water flow rates proportionately when chillers are not operating
☐ 10. Hot water pumping systems with multiple boilers automatically reduce hot water flow rates proportionately when boilers are not operating

### Requirements Specific To: AHU-23-2 :

☐ 1. Balancing and pressure test connections on all hydronic terminal devices
☐ 2. Water economizer is included and calculations required
☐ 3. Cooling system provides a means to relieve excess outdoor air during economizer operation.
☐ 4. Separate hot and cold water supply and returns
☐ 5. Multiple boilers must have automatic controls that sequence operation with load
☐ 6. Single boiler >500 kBtu/h input capacity must have a multistaged or modulating burner
☐ 7. Two-pipe changeover heating/cooling controls must have:
a) 15 degrees F deadband where boiler and chiller can not operate,
b) allow operation in either heating or cooling for at least 4 hrs. and
c) prevent difference between heating and cooling set points greater than 30 degrees F
*Exception(s):*
☐ Air/evap condenser and extensive outside-air filtration
☐ Outside air needed to meet Chapter 4 of Mechanical Code for New York State
☐ 8. Meets the condenser heat recovery requirement for service water heating
*Exception(s):*
☐ Facilities that employ condenser heat recovery for space heating with a heat recovery design exceeding 30% of the peak water-cooled condenser load at design conditions.
☐ Facilities that provide 60% of their service water heating from site solar or site recovered energy or from other sources.
☐ 9. Chilled water pumping systems with multiple chillers must automatically reduce chilled water flow rates proportionately when chillers are not operating
☐ 10. Hot water pumping systems with multiple boilers automatically reduce hot water flow rates proportionately when boilers are not operating

### Requirements Specific To: AHU-23-3 :

☐ 1. Balancing and pressure test connections on all hydronic terminal devices
☐ 2. Water economizer is included and calculations required
☐ 3. Cooling system provides a means to relieve excess outdoor air during economizer operation.
☐ 4. Separate hot and cold water supply and returns
☐ 5. Multiple boilers must have automatic controls that sequence operation with load
☐ 6. Single boiler >500 kBtu/h input capacity must have a multistaged or modulating burner
☐ 7. Two-pipe changeover heating/cooling controls must have:
a) 15 degrees F deadband where boiler and chiller can not operate,
b) allow operation in either heating or cooling for at least 4 hrs. and
c) prevent difference between heating and cooling set points greater than 30 degrees F
*Exception(s):*
☐ Air/evap condenser and extensive outside-air filtration
☐ Outside air needed to meet Chapter 4 of Mechanical Code for New York State
☐ 8. Meets the condenser heat recovery requirement for service water heating
*Exception(s):*
☐ Facilities that employ condenser heat recovery for space heating with a heat recovery design exceeding 30% of the peak water-cooled condenser load at design conditions.
☐ Facilities that provide 60% of their service water heating from site solar or site recovered energy or from other sources.
☐ 9. Chilled water pumping systems with multiple chillers must automatically reduce chilled water flow rates proportionately when chillers are not operating
☐ 10. Hot water pumping systems with multiple boilers automatically reduce hot water flow rates proportionately when boilers are not operating

### Requirements Specific To: AHU-23-4 :

☐ 1. Balancing and pressure test connections on all hydronic terminal devices



☐ 2. Water economizer is included and calculations required
☐ 3. Cooling system provides a means to relieve excess outdoor air during economizer operation.
☐ 4. Separate hot and cold water supply and returns
☐ 5. Multiple boilers must have automatic controls that sequence operation with load
☐ 6. Single boiler >500 kBtu/h input capacity must have a multistaged or modulating burner
☐ 7. Two-pipe changeover heating/cooling controls must have:
a) 15 degrees F deadband where boiler and chiller can not operate,
b) allow operation in either heating or cooling for at least 4 hrs. and
c) prevent difference between heating and cooling set points greater than 30 degrees F
*Exception(s):*
☐ Air/evap condenser and extensive outside-air filtration
☐ Outside air needed to meet Chapter 4 of Mechanical Code for New York State
☐ 8. Meets the condenser heat recovery requirement for service water heating
*Exception(s):*
☐ Facilities that employ condenser heat recovery for space heating with a heat recovery design exceeding 30% of the peak water-cooled condenser load at design conditions.
☐ Facilities that provide 60% of their service water heating from site solar or site recovered energy or from other sources.
☐ 9. Chilled water pumping systems with multiple chillers must automatically reduce chilled water flow rates proportionately when chillers are not operating
☐ 10. Hot water pumping systems with multiple boilers automatically reduce hot water flow rates proportionately when boilers are not operating

### Requirements Specific To: AHU-57-1 :

☐ 1. Balancing and pressure test connections on all hydronic terminal devices
☐ 2. Water economizer is included and calculations required
☐ 3. Cooling system provides a means to relieve excess outdoor air during economizer operation.
☐ 4. Separate hot and cold water supply and returns
☐ 5. Multiple boilers must have automatic controls that sequence operation with load
☐ 6. Single boiler >500 kBtu/h input capacity must have a multistaged or modulating burner
☐ 7. Two-pipe changeover heating/cooling controls must have:
a) 15 degrees F deadband where boiler and chiller can not operate,
b) allow operation in either heating or cooling for at least 4 hrs. and
c) prevent difference between heating and cooling set points greater than 30 degrees F
*Exception(s):*
☐ Air/evap condenser and extensive outside-air filtration
☐ Outside air needed to meet Chapter 4 of Mechanical Code for New York State
☐ 8. Meets the condenser heat recovery requirement for service water heating
*Exception(s):*
☐ Facilities that employ condenser heat recovery for space heating with a heat recovery design exceeding 30% of the peak water-cooled condenser load at design conditions.
☐ Facilities that provide 60% of their service water heating from site solar or site recovered energy or from other sources.
☐ 9. Chilled water pumping systems with multiple chillers must automatically reduce chilled water flow rates proportionately when chillers are not operating
☐ 10. Hot water pumping systems with multiple boilers automatically reduce hot water flow rates proportionately when boilers are not operating

### Requirements Specific To: AHU-57-2 :

☐ 1. Balancing and pressure test connections on all hydronic terminal devices
☐ 2. Water economizer is included and calculations required
☐ 3. Cooling system provides a means to relieve excess outdoor air during economizer operation.
☐ 4. Separate hot and cold water supply and returns
☐ 5. Multiple boilers must have automatic controls that sequence operation with load
☐ 6. Single boiler >500 kBtu/h input capacity must have a multistaged or modulating burner
☐ 7. Two-pipe changeover heating/cooling controls must have:
a) 15 degrees F deadband where boiler and chiller can not operate,
b) allow operation in either heating or cooling for at least 4 hrs. and
c) prevent difference between heating and cooling set points greater than 30 degrees F
*Exception(s):*
☐ Air/evap condenser and extensive outside-air filtration
☐ Outside air needed to meet Chapter 4 of Mechanical Code for New York State
☐ 8. Meets the condenser heat recovery requirement for service water heating
*Exception(s):*



☐ Facilities that employ condenser heat recovery for space heating with a heat recovery design exceeding 30% of the peak water-cooled condenser load at design conditions.
☐ Facilities that provide 60% of their service water heating from site solar or site recovered energy or from other sources.
☐ 9. Chilled water pumping systems with multiple chillers must automatically reduce chilled water flow rates proportionately when chillers are not operating
☐ 10. Hot water pumping systems with multiple boilers automatically reduce hot water flow rates proportionately when boilers are not operating

### Requirements Specific To: AHU-24-1 :

☐ 1. Balancing and pressure test connections on all hydronic terminal devices
☐ 2. Water economizer is included and calculations required
☐ 3. Cooling system provides a means to relieve excess outdoor air during economizer operation.
☐ 4. Separate hot and cold water supply and returns
☐ 5. Multiple boilers must have automatic controls that sequence operation with load
☐ 6. Single boiler >500 kBtu/h input capacity must have a multistaged or modulating burner
☐ 7. Two-pipe changeover heating/cooling controls must have:
a) 15 degrees F deadband where boiler and chiller can not operate,
b) allow operation in either heating or cooling for at least 4 hrs. and
c) prevent difference between heating and cooling set points greater than 30 degrees F
*Exception(s):*
☐ Air/evap condenser and extensive outside-air filtration
☐ Outside air needed to meet Chapter 4 of Mechanical Code for New York State
☐ 8. Meets the condenser heat recovery requirement for service water heating
*Exception(s):*
☐ Facilities that employ condenser heat recovery for space heating with a heat recovery design exceeding 30% of the peak water-cooled condenser load at design conditions.
☐ Facilities that provide 60% of their service water heating from site solar or site recovered energy or from other sources.
☐ 9. Chilled water pumping systems with multiple chillers must automatically reduce chilled water flow rates proportionately when chillers are not operating
☐ 10. Hot water pumping systems with multiple boilers automatically reduce hot water flow rates proportionately when boilers are not operating

### Requirements Specific To: AHU-24-2 :

☐ 1. Balancing and pressure test connections on all hydronic terminal devices
☐ 2. Water economizer is included and calculations required
☐ 3. Cooling system provides a means to relieve excess outdoor air during economizer operation.
☐ 4. Separate hot and cold water supply and returns
☐ 5. Multiple boilers must have automatic controls that sequence operation with load
☐ 6. Single boiler >500 kBtu/h input capacity must have a multistaged or modulating burner
☐ 7. Two-pipe changeover heating/cooling controls must have:
a) 15 degrees F deadband where boiler and chiller can not operate,
b) allow operation in either heating or cooling for at least 4 hrs. and
c) prevent difference between heating and cooling set points greater than 30 degrees F
*Exception(s):*
☐ Air/evap condenser and extensive outside-air filtration
☐ Outside air needed to meet Chapter 4 of Mechanical Code for New York State
☐ 8. Meets the condenser heat recovery requirement for service water heating
*Exception(s):*
☐ Facilities that employ condenser heat recovery for space heating with a heat recovery design exceeding 30% of the peak water-cooled condenser load at design conditions.
☐ Facilities that provide 60% of their service water heating from site solar or site recovered energy or from other sources.
☐ 9. Chilled water pumping systems with multiple chillers must automatically reduce chilled water flow rates proportionately when chillers are not operating
☐ 10. Hot water pumping systems with multiple boilers automatically reduce hot water flow rates proportionately when boilers are not operating

### Requirements Specific To: AHU-24-3 :

☐ 1. Balancing and pressure test connections on all hydronic terminal devices
☐ 2. Water economizer is included and calculations required
☐ 3. Cooling system provides a means to relieve excess outdoor air during economizer operation.
☐ 4. Separate hot and cold water supply and returns



☐ 5. Multiple boilers must have automatic controls that sequence operation with load
☐ 6. Single boiler >500 kBtu/h input capacity must have a multistaged or modulating burner
☐ 7. Two-pipe changeover heating/cooling controls must have:
a) 15 degrees F deadband where boiler and chiller can not operate,
b) allow operation in either heating or cooling for at least 4 hrs. and
c) prevent difference between heating and cooling set points greater than 30 degrees F
*Exception(s):*
☐ Air/evap condenser and extensive outside-air filtration
☐ Outside air needed to meet Chapter 4 of Mechanical Code for New York State
☐ 8. Meets the condenser heat recovery requirement for service water heating
*Exception(s):*
☐ Facilities that employ condenser heat recovery for space heating with a heat recovery design exceeding 30% of the peak water-cooled condenser load at design conditions.
☐ Facilities that provide 60% of their service water heating from site solar or site recovered energy or from other sources.
☐ 9. Chilled water pumping systems with multiple chillers must automatically reduce chilled water flow rates proportionately when chillers are not operating
☐ 10. Hot water pumping systems with multiple boilers automatically reduce hot water flow rates proportionately when boilers are not operating

### Requirements Specific To: AHU-26-1 :

☐ 1. Balancing and pressure test connections on all hydronic terminal devices
☐ 2. Water economizer is included and calculations required
☐ 3. Cooling system provides a means to relieve excess outdoor air during economizer operation.
☐ 4. Separate hot and cold water supply and returns
☐ 5. Multiple boilers must have automatic controls that sequence operation with load
☐ 6. Single boiler >500 kBtu/h input capacity must have a multistaged or modulating burner
☐ 7. Two-pipe changeover heating/cooling controls must have:
a) 15 degrees F deadband where boiler and chiller can not operate,
b) allow operation in either heating or cooling for at least 4 hrs. and
c) prevent difference between heating and cooling set points greater than 30 degrees F
*Exception(s):*
☐ Air/evap condenser and extensive outside-air filtration
☐ Outside air needed to meet Chapter 4 of Mechanical Code for New York State
☐ 8. Meets the condenser heat recovery requirement for service water heating
*Exception(s):*
☐ Facilities that employ condenser heat recovery for space heating with a heat recovery design exceeding 30% of the peak water-cooled condenser load at design conditions.
☐ Facilities that provide 60% of their service water heating from site solar or site recovered energy or from other sources.
☐ 9. Chilled water pumping systems with multiple chillers must automatically reduce chilled water flow rates proportionately when chillers are not operating
☐ 10. Hot water pumping systems with multiple boilers automatically reduce hot water flow rates proportionately when boilers are not operating

### Requirements Specific To: AHU-26-2 :

☐ 1. Balancing and pressure test connections on all hydronic terminal devices
☐ 2. Water economizer is included and calculations required
☐ 3. Cooling system provides a means to relieve excess outdoor air during economizer operation.
☐ 4. Separate hot and cold water supply and returns
☐ 5. Multiple boilers must have automatic controls that sequence operation with load
☐ 6. Single boiler >500 kBtu/h input capacity must have a multistaged or modulating burner
☐ 7. Two-pipe changeover heating/cooling controls must have:
a) 15 degrees F deadband where boiler and chiller can not operate,
b) allow operation in either heating or cooling for at least 4 hrs. and
c) prevent difference between heating and cooling set points greater than 30 degrees F
*Exception(s):*
☐ Air/evap condenser and extensive outside-air filtration
☐ Outside air needed to meet Chapter 4 of Mechanical Code for New York State
☐ 8. Meets the condenser heat recovery requirement for service water heating
*Exception(s):*
☐ Facilities that employ condenser heat recovery for space heating with a heat recovery design exceeding 30% of the peak water-cooled condenser load at design conditions.
☐ Facilities that provide 60% of their service water heating from site solar or site recovered energy or from other sources.



☐ 9. Chilled water pumping systems with multiple chillers must automatically reduce chilled water flow rates proportionately when chillers are not operating
☐ 10. Hot water pumping systems with multiple boilers automatically reduce hot water flow rates proportionately when boilers are not operating

### Requirements Specific To: AHU-56-1 :

☐ 1. Balancing and pressure test connections on all hydronic terminal devices
☐ 2. Water economizer is included and calculations required
☐ 3. Cooling system provides a means to relieve excess outdoor air during economizer operation.
☐ 4. Separate hot and cold water supply and returns
☐ 5. Multiple boilers must have automatic controls that sequence operation with load
☐ 6. Single boiler >500 kBtu/h input capacity must have a multistaged or modulating burner
☐ 7. Two-pipe changeover heating/cooling controls must have:
a) 15 degrees F deadband where boiler and chiller can not operate,
b) allow operation in either heating or cooling for at least 4 hrs. and
c) prevent difference between heating and cooling set points greater than 30 degrees F
*Exception(s):*
☐ Air/evap condenser and extensive outside-air filtration
☐ Outside air needed to meet Chapter 4 of Mechanical Code for New York State
☐ 8. Meets the condenser heat recovery requirement for service water heating
*Exception(s):*
☐ Facilities that employ condenser heat recovery for space heating with a heat recovery design exceeding 30% of the peak water-cooled condenser load at design conditions.
☐ Facilities that provide 60% of their service water heating from site solar or site recovered energy or from other sources.
☐ 9. Chilled water pumping systems with multiple chillers must automatically reduce chilled water flow rates proportionately when chillers are not operating
☐ 10. Hot water pumping systems with multiple boilers automatically reduce hot water flow rates proportionately when boilers are not operating

### Requirements Specific To: HV-3-1 :

☐ 1. Balancing and pressure test connections on all hydronic terminal devices
☐ 2. Hot water pumping systems with multiple boilers automatically reduce hot water flow rates proportionately when boilers are not operating

### Requirements Specific To: HV-3-2 :

☐ 1. Balancing and pressure test connections on all hydronic terminal devices
☐ 2. Hot water pumping systems with multiple boilers automatically reduce hot water flow rates proportionately when boilers are not operating

### Requirements Specific To: AC-3-1 :

☐ 1. Equipment minimum efficiency: Heat Pump: 4.20 COP 12.00 EER
☐ 2. Heat pump thermostat required when supplemental electric resistance heat is installed
☐ 3. Water economizer is included and calculations required
☐ 4. Cooling system provides a means to relieve excess outdoor air during economizer operation.
☐ 5. Loop temperature controlled with 20 degrees F deadband where neither cooling tower/fluid cooler nor boiler can operate
☐ 6. Closed-circuit cooling tower has:
a) automatic bypass valve for condenser water loop or
b) lower leakage positive closure dampers
☐ 7. Open-circuit cooling tower has automatic bypass valve for condenser water loop
☐ 8. Two-position valve on each heat pump having total heat pump system power >10hp
☐ 9. Open- or closed-circuit cooling tower used with heat exchanger has a means for shutting down the circulation pump on the cooling tower loop

### Requirements Specific To: AC-3-2 :

☐ 1. Heat pump thermostat required when supplemental electric resistance heat is installed
☐ 2. Water economizer is included and calculations required
☐ 3. Cooling system provides a means to relieve excess outdoor air during economizer operation.
☐ 4. Loop temperature controlled with 20 degrees F deadband where neither cooling tower/fluid cooler nor boiler can operate
☐ 5. Closed-circuit cooling tower has:
a) automatic bypass valve for condenser water loop or
b) lower leakage positive closure dampers
☐ 6. Open-circuit cooling tower has automatic bypass valve for condenser water loop
☐ 7. Two-position valve on each heat pump having total heat pump system power >10hp



☐ 8. Open- or closed-circuit cooling tower used with heat exchanger has a means for shutting down the circulation pump on the cooling tower loop

### Requirements Specific To: AC-3-3 :

☐ 1. Equipment minimum efficiency: Heat Pump: 4.20 COP 12.00 EER
☐ 2. Heat pump thermostat required when supplemental electric resistance heat is installed
☐ 3. Water economizer is included and calculations required
☐ 4. Cooling system provides a means to relieve excess outdoor air during economizer operation.
☐ 5. Loop temperature controlled with 20 degrees F deadband where neither cooling tower/fluid cooler nor boiler can operate
☐ 6. Closed-circuit cooling tower has:
a) automatic bypass valve for condenser water loop or
b) lower leakage positive closure dampers
☐ 7. Open-circuit cooling tower has automatic bypass valve for condenser water loop
☐ 8. Two-position valve on each heat pump having total heat pump system power >10hp
☐ 9. Open- or closed-circuit cooling tower used with heat exchanger has a means for shutting down the circulation pump on the cooling tower loop

### Requirements Specific To: AC-3-4 :

☐ 1. Heat pump thermostat required when supplemental electric resistance heat is installed
☐ 2. Water economizer is included and calculations required
☐ 3. Cooling system provides a means to relieve excess outdoor air during economizer operation.
☐ 4. Loop temperature controlled with 20 degrees F deadband where neither cooling tower/fluid cooler nor boiler can operate
☐ 5. Closed-circuit cooling tower has:
a) automatic bypass valve for condenser water loop or
b) lower leakage positive closure dampers
☐ 6. Open-circuit cooling tower has automatic bypass valve for condenser water loop
☐ 7. Two-position valve on each heat pump having total heat pump system power >10hp
☐ 8. Open- or closed-circuit cooling tower used with heat exchanger has a means for shutting down the circulation pump on the cooling tower loop

### Requirements Specific To: AC-3-5 :

☐ 1. Heat pump thermostat required when supplemental electric resistance heat is installed
☐ 2. Water economizer is included and calculations required
☐ 3. Cooling system provides a means to relieve excess outdoor air during economizer operation.
☐ 4. Loop temperature controlled with 20 degrees F deadband where neither cooling tower/fluid cooler nor boiler can operate
☐ 5. Closed-circuit cooling tower has:
a) automatic bypass valve for condenser water loop or
b) lower leakage positive closure dampers
☐ 6. Open-circuit cooling tower has automatic bypass valve for condenser water loop
☐ 7. Two-position valve on each heat pump having total heat pump system power >10hp
☐ 8. Open- or closed-circuit cooling tower used with heat exchanger has a means for shutting down the circulation pump on the cooling tower loop

### Requirements Specific To: AC-SC-1 :

☐ 1. Equipment minimum efficiency: Heat Pump: 4.20 COP 12.00 EER
☐ 2. Heat pump thermostat required when supplemental electric resistance heat is installed
☐ 3. Loop temperature controlled with 20 degrees F deadband where neither cooling tower/fluid cooler nor boiler can operate
☐ 4. Closed-circuit cooling tower has:
a) automatic bypass valve for condenser water loop or
b) lower leakage positive closure dampers
☐ 5. Open-circuit cooling tower has automatic bypass valve for condenser water loop
☐ 6. Two-position valve on each heat pump having total heat pump system power >10hp
☐ 7. Open- or closed-circuit cooling tower used with heat exchanger has a means for shutting down the circulation pump on the cooling tower loop

### Requirements Specific To: AC-SC-2 :

☐ 1. Equipment minimum efficiency: Heat Pump: 4.20 COP 11.20 EER
☐ 2. Heat pump thermostat required when supplemental electric resistance heat is installed
☐ 3. Loop temperature controlled with 20 degrees F deadband where neither cooling tower/fluid cooler nor boiler can operate
☐ 4. Closed-circuit cooling tower has:
a) automatic bypass valve for condenser water loop or
b) lower leakage positive closure dampers
☐ 5. Open-circuit cooling tower has automatic bypass valve for condenser water loop
☐ 6. Two-position valve on each heat pump having total heat pump system power >10hp



☐ 7. Open- or closed-circuit cooling tower used with heat exchanger has a means for shutting down the circulation pump on the cooling tower loop

### Requirements Specific To: AC-SC-3 :

☐ 1. Equipment minimum efficiency: Heat Pump: 4.20 COP 11.20 EER
☐ 2. Heat pump thermostat required when supplemental electric resistance heat is installed
☐ 3. Loop temperature controlled with 20 degrees F deadband where neither cooling tower/fluid cooler nor boiler can operate
☐ 4. Closed-circuit cooling tower has:
a) automatic bypass valve for condenser water loop or
b) lower leakage positive closure dampers
☐ 5. Open-circuit cooling tower has automatic bypass valve for condenser water loop
☐ 6. Two-position valve on each heat pump having total heat pump system power >10hp
☐ 7. Open- or closed-circuit cooling tower used with heat exchanger has a means for shutting down the circulation pump on the cooling tower loop

### Requirements Specific To: AC-SC-4 :

☐ 1. Equipment minimum efficiency: Heat Pump: 4.20 COP 12.00 EER
☐ 2. Heat pump thermostat required when supplemental electric resistance heat is installed
☐ 3. Loop temperature controlled with 20 degrees F deadband where neither cooling tower/fluid cooler nor boiler can operate
☐ 4. Closed-circuit cooling tower has:
a) automatic bypass valve for condenser water loop or
b) lower leakage positive closure dampers
☐ 5. Open-circuit cooling tower has automatic bypass valve for condenser water loop
☐ 6. Two-position valve on each heat pump having total heat pump system power >10hp
☐ 7. Open- or closed-circuit cooling tower used with heat exchanger has a means for shutting down the circulation pump on the cooling tower loop

### Requirements Specific To: AC-SC-5 :

☐ 1. Equipment minimum efficiency: Heat Pump: 4.20 COP 12.00 EER
☐ 2. Heat pump thermostat required when supplemental electric resistance heat is installed
☐ 3. Loop temperature controlled with 20 degrees F deadband where neither cooling tower/fluid cooler nor boiler can operate
☐ 4. Closed-circuit cooling tower has:
a) automatic bypass valve for condenser water loop or
b) lower leakage positive closure dampers
☐ 5. Open-circuit cooling tower has automatic bypass valve for condenser water loop
☐ 6. Two-position valve on each heat pump having total heat pump system power >10hp
☐ 7. Open- or closed-circuit cooling tower used with heat exchanger has a means for shutting down the circulation pump on the cooling tower loop

### Requirements Specific To: AC-SC-6 :

☐ 1. Equipment minimum efficiency: Heat Pump: 4.20 COP 11.20 EER
☐ 2. Heat pump thermostat required when supplemental electric resistance heat is installed
☐ 3. Loop temperature controlled with 20 degrees F deadband where neither cooling tower/fluid cooler nor boiler can operate
☐ 4. Closed-circuit cooling tower has:
a) automatic bypass valve for condenser water loop or
b) lower leakage positive closure dampers
☐ 5. Open-circuit cooling tower has automatic bypass valve for condenser water loop
☐ 6. Two-position valve on each heat pump having total heat pump system power >10hp
☐ 7. Open- or closed-circuit cooling tower used with heat exchanger has a means for shutting down the circulation pump on the cooling tower loop

### Requirements Specific To: AC-1-1 :

☐ 1. Equipment minimum efficiency: Heat Pump: 4.20 COP 11.20 EER
☐ 2. Heat pump thermostat required when supplemental electric resistance heat is installed
☐ 3. Loop temperature controlled with 20 degrees F deadband where neither cooling tower/fluid cooler nor boiler can operate
☐ 4. Closed-circuit cooling tower has:
a) automatic bypass valve for condenser water loop or
b) lower leakage positive closure dampers
☐ 5. Open-circuit cooling tower has automatic bypass valve for condenser water loop
☐ 6. Two-position valve on each heat pump having total heat pump system power >10hp
☐ 7. Open- or closed-circuit cooling tower used with heat exchanger has a means for shutting down the circulation pump on the cooling tower loop

### Requirements Specific To: AC-1-2 :



☐ 1. Equipment minimum efficiency: Heat Pump: 4.20 COP 12.00 EER
☐ 2. Heat pump thermostat required when supplemental electric resistance heat is installed
☐ 3. Water economizer is included and calculations required
☐ 4. Cooling system provides a means to relieve excess outdoor air during economizer operation.
☐ 5. Loop temperature controlled with 20 degrees F deadband where neither cooling tower/fluid cooler nor boiler can operate
☐ 6. Closed-circuit cooling tower has:
a) automatic bypass valve for condenser water loop or
b) lower leakage positive closure dampers
☐ 7. Open-circuit cooling tower has automatic bypass valve for condenser water loop
☐ 8. Two-position valve on each heat pump having total heat pump system power >10hp
☐ 9. Open- or closed-circuit cooling tower used with heat exchanger has a means for shutting down the circulation pump on the cooling tower loop

### Requirements Specific To: AC-1-3 :

☐ 1. Equipment minimum efficiency: Heat Pump: 4.20 COP 12.00 EER
☐ 2. Heat pump thermostat required when supplemental electric resistance heat is installed
☐ 3. Water economizer is included and calculations required
☐ 4. Cooling system provides a means to relieve excess outdoor air during economizer operation.
☐ 5. Loop temperature controlled with 20 degrees F deadband where neither cooling tower/fluid cooler nor boiler can operate
☐ 6. Closed-circuit cooling tower has:
a) automatic bypass valve for condenser water loop or
b) lower leakage positive closure dampers
☐ 7. Open-circuit cooling tower has automatic bypass valve for condenser water loop
☐ 8. Two-position valve on each heat pump having total heat pump system power >10hp
☐ 9. Open- or closed-circuit cooling tower used with heat exchanger has a means for shutting down the circulation pump on the cooling tower loop

### Requirements Specific To: AC-1-4 :

☐ 1. Equipment minimum efficiency: Heat Pump: 4.20 COP 11.20 EER
☐ 2. Heat pump thermostat required when supplemental electric resistance heat is installed
☐ 3. Loop temperature controlled with 20 degrees F deadband where neither cooling tower/fluid cooler nor boiler can operate
☐ 4. Closed-circuit cooling tower has:
a) automatic bypass valve for condenser water loop or
b) lower leakage positive closure dampers
☐ 5. Open-circuit cooling tower has automatic bypass valve for condenser water loop
☐ 6. Two-position valve on each heat pump having total heat pump system power >10hp
☐ 7. Open- or closed-circuit cooling tower used with heat exchanger has a means for shutting down the circulation pump on the cooling tower loop

### Requirements Specific To: AC-1-5 :

☐ 1. Equipment minimum efficiency: Heat Pump: 4.20 COP 11.20 EER
☐ 2. Heat pump thermostat required when supplemental electric resistance heat is installed
☐ 3. Loop temperature controlled with 20 degrees F deadband where neither cooling tower/fluid cooler nor boiler can operate
☐ 4. Closed-circuit cooling tower has:
a) automatic bypass valve for condenser water loop or
b) lower leakage positive closure dampers
☐ 5. Open-circuit cooling tower has automatic bypass valve for condenser water loop
☐ 6. Two-position valve on each heat pump having total heat pump system power >10hp
☐ 7. Open- or closed-circuit cooling tower used with heat exchanger has a means for shutting down the circulation pump on the cooling tower loop

### Requirements Specific To: AC-6-1 :

☐ 1. Equipment minimum efficiency: Heat Pump: 4.20 COP 12.00 EER
☐ 2. Heat pump thermostat required when supplemental electric resistance heat is installed
☐ 3. Water economizer is included and calculations required
☐ 4. Cooling system provides a means to relieve excess outdoor air during economizer operation.
☐ 5. Loop temperature controlled with 20 degrees F deadband where neither cooling tower/fluid cooler nor boiler can operate
☐ 6. Closed-circuit cooling tower has:
a) automatic bypass valve for condenser water loop or
b) lower leakage positive closure dampers
☐ 7. Open-circuit cooling tower has automatic bypass valve for condenser water loop
☐ 8. Two-position valve on each heat pump having total heat pump system power >10hp
☐ 9. Open- or closed-circuit cooling tower used with heat exchanger has a means for shutting down the circulation pump on the cooling tower loop



### Requirements Specific To: AC-6-2 :

☐ 1. Equipment minimum efficiency: Heat Pump: 4.20 COP 12.00 EER
☐ 2. Heat pump thermostat required when supplemental electric resistance heat is installed
☐ 3. Loop temperature controlled with 20 degrees F deadband where neither cooling tower/fluid cooler nor boiler can operate
☐ 4. Closed-circuit cooling tower has:
a) automatic bypass valve for condenser water loop or
b) lower leakage positive closure dampers
☐ 5. Open-circuit cooling tower has automatic bypass valve for condenser water loop
☐ 6. Two-position valve on each heat pump having total heat pump system power >10hp
☐ 7. Open- or closed-circuit cooling tower used with heat exchanger has a means for shutting down the circulation pump on the cooling tower loop

### Requirements Specific To: AC-7-1 :

☐ 1. Equipment minimum efficiency: Heat Pump: 4.20 COP 12.00 EER
☐ 2. Heat pump thermostat required when supplemental electric resistance heat is installed
☐ 3. Water economizer is included and calculations required
☐ 4. Cooling system provides a means to relieve excess outdoor air during economizer operation.
☐ 5. Loop temperature controlled with 20 degrees F deadband where neither cooling tower/fluid cooler nor boiler can operate
☐ 6. Closed-circuit cooling tower has:
a) automatic bypass valve for condenser water loop or
b) lower leakage positive closure dampers
☐ 7. Open-circuit cooling tower has automatic bypass valve for condenser water loop
☐ 8. Two-position valve on each heat pump having total heat pump system power >10hp
☐ 9. Open- or closed-circuit cooling tower used with heat exchanger has a means for shutting down the circulation pump on the cooling tower loop

### Requirements Specific To: AC-5-1 :

☐ 1. Equipment minimum efficiency: Heat Pump: 4.20 COP 12.00 EER
☐ 2. Heat pump thermostat required when supplemental electric resistance heat is installed
☐ 3. Loop temperature controlled with 20 degrees F deadband where neither cooling tower/fluid cooler nor boiler can operate
☐ 4. Closed-circuit cooling tower has:
a) automatic bypass valve for condenser water loop or
b) lower leakage positive closure dampers
☐ 5. Open-circuit cooling tower has automatic bypass valve for condenser water loop
☐ 6. Two-position valve on each heat pump having total heat pump system power >10hp
☐ 7. Open- or closed-circuit cooling tower used with heat exchanger has a means for shutting down the circulation pump on the cooling tower loop

### Requirements Specific To: AC-7-2 :

☐ 1. Equipment minimum efficiency: Heat Pump: 4.20 COP 12.00 EER
☐ 2. Heat pump thermostat required when supplemental electric resistance heat is installed
☐ 3. Loop temperature controlled with 20 degrees F deadband where neither cooling tower/fluid cooler nor boiler can operate
☐ 4. Closed-circuit cooling tower has:
a) automatic bypass valve for condenser water loop or
b) lower leakage positive closure dampers
☐ 5. Open-circuit cooling tower has automatic bypass valve for condenser water loop
☐ 6. Two-position valve on each heat pump having total heat pump system power >10hp
☐ 7. Open- or closed-circuit cooling tower used with heat exchanger has a means for shutting down the circulation pump on the cooling tower loop

### Requirements Specific To: HPU-A :

☐ 1. Equipment minimum efficiency: Heat Pump: 4.20 COP 11.20 EER
☐ 2. Heat pump thermostat required when supplemental electric resistance heat is installed
☐ 3. Loop temperature controlled with 20 degrees F deadband where neither cooling tower/fluid cooler nor boiler can operate
☐ 4. Closed-circuit cooling tower has:
a) automatic bypass valve for condenser water loop or
b) lower leakage positive closure dampers
☐ 5. Open-circuit cooling tower has automatic bypass valve for condenser water loop
☐ 6. Two-position valve on each heat pump having total heat pump system power >10hp
☐ 7. Open- or closed-circuit cooling tower used with heat exchanger has a means for shutting down the circulation pump on the cooling tower loop

### Requirements Specific To: HPU-D :

☐ 1. Equipment minimum efficiency: Heat Pump: 4.20 COP 11.20 EER

Damian Titus
Buildings
APPROVED
Under Directive 2 of 1975
Date: 03/20/2014:
NYC Development Hub



OWNER:
SNOWPLOW LLC
950 THIRD AVENUE
NEW YORK, NY 10022
TEL.: (212) 486-2000

ARCHITECT OF RECORD:
SLCEArchitects, LLP
841 BROADWAY
NEW YORK, NY 10003
TEL.: (212) 979-8400
FAX.: (212) 979-8387

DESIGN ARCHITECT:
SOM
14 WALL STREET
NEW YORK, NY 10005
TEL.: 212.298.9336
FAX.: 212.298.9500

STRUCTURAL ENGINEER:
DESIMONE
18 WEST 18th STREET
NEW YORK, NY 10011
TEL.: (212) 532-2211
FAX.: (212) 481-6108

MEP ENGINEER:
WSP • FLACK+KURTZ
512 SEVENTH AVENUE
NEW YORK, NY 10011
TEL.: (212) 532-9600

BUILDING ENVELOPE CONSULTANT:
GMS
GILSANZ MURRAY STEFICEK LLP
129 WEST 27th STREET
NEW YORK, NY 10001
TEL.: (212) 254-0030

| No: | Date: | Revision: |
|---|---|---|
| | 10-10-12 | DOB FILING |
| | 04-20-12 | 100% DD |

NORTH ARROW N — SCALE NONE

KEY PLAN:

PROJECT:
**252 EAST 57th STREET NEW YORK, NY**

TITLE:
MECHANICAL ENERGY COMPLIANCE REPORT SHEET#1

SEAL & SIGNATURE:

| | |
|---|---|
| SCALE: | AS SHOWN |
| DATE: | 09-02-11 |
| PROJECT No: | 2011-14 |
| FILE No: | 250 EAST 57th STREET |
| DRAWN BY: | I.P. |
| CHECKED BY: | C.K. |
| DWG. No.: | EN-100.00 |

EN-100.dwg 01 OF 3

☐ 2. Heat pump thermostat required when supplemental electric resistance heat is installed
☐ 3. Loop temperature controlled with 20 degrees F deadband where neither cooling tower/fluid cooler nor boiler can operate
☐ 4. Closed-circuit cooling tower has:
a) automatic bypass valve for condenser water loop or
b) lower leakage positive closure dampers
☐ 5. Open-circuit cooling tower has automatic bypass valve for condenser water loop
☐ 6. Two-position valve on each heat pump having total heat pump system power >10hp
☐ 7. Open- or closed-circuit cooling tower used with heat exchanger has a means for shutting down the circulation pump on the cooling tower loop

**Requirements Specific To: HPU-B :**

☐ 1. Equipment minimum efficiency: Heat Pump: 4.20 COP 11.20 EER
☐ 2. Heat pump thermostat required when supplemental electric resistance heat is installed
☐ 3. Loop temperature controlled with 20 degrees F deadband where neither cooling tower/fluid cooler nor boiler can operate
☐ 4. Closed-circuit cooling tower has:
a) automatic bypass valve for condenser water loop or
b) lower leakage positive closure dampers
☐ 5. Open-circuit cooling tower has automatic bypass valve for condenser water loop
☐ 6. Two-position valve on each heat pump having total heat pump system power >10hp
☐ 7. Open- or closed-circuit cooling tower used with heat exchanger has a means for shutting down the circulation pump on the cooling tower loop

**Requirements Specific To: HPU-E :**

☐ 1. Equipment minimum efficiency: Heat Pump: 4.20 COP 12.00 EER
☐ 2. Heat pump thermostat required when supplemental electric resistance heat is installed
☐ 3. Loop temperature controlled with 20 degrees F deadband where neither cooling tower/fluid cooler nor boiler can operate
☐ 4. Closed-circuit cooling tower has:
a) automatic bypass valve for condenser water loop or
b) lower leakage positive closure dampers
☐ 5. Open-circuit cooling tower has automatic bypass valve for condenser water loop
☐ 6. Two-position valve on each heat pump having total heat pump system power >10hp
☐ 7. Open- or closed-circuit cooling tower used with heat exchanger has a means for shutting down the circulation pump on the cooling tower loop

**Requirements Specific To: HPU-C :**

☐ 1. Equipment minimum efficiency: Heat Pump: 4.20 COP 11.20 EER
☐ 2. Heat pump thermostat required when supplemental electric resistance heat is installed
☐ 3. Loop temperature controlled with 20 degrees F deadband where neither cooling tower/fluid cooler nor boiler can operate
☐ 4. Closed-circuit cooling tower has:
a) automatic bypass valve for condenser water loop or
b) lower leakage positive closure dampers
☐ 5. Open-circuit cooling tower has automatic bypass valve for condenser water loop
☐ 6. Two-position valve on each heat pump having total heat pump system power >10hp
☐ 7. Open- or closed-circuit cooling tower used with heat exchanger has a means for shutting down the circulation pump on the cooling tower loop

**Requirements Specific To: HPU-G :**

☐ 1. Equipment minimum efficiency: Heat Pump: 4.20 COP 12.00 EER
☐ 2. Heat pump thermostat required when supplemental electric resistance heat is installed
☐ 3. Loop temperature controlled with 20 degrees F deadband where neither cooling tower/fluid cooler nor boiler can operate
☐ 4. Closed-circuit cooling tower has:
a) automatic bypass valve for condenser water loop or
b) lower leakage positive closure dampers
☐ 5. Open-circuit cooling tower has automatic bypass valve for condenser water loop
☐ 6. Two-position valve on each heat pump having total heat pump system power >10hp
☐ 7. Open- or closed-circuit cooling tower used with heat exchanger has a means for shutting down the circulation pump on the cooling tower loop

**Requirements Specific To: HPU-F :**

☐ 1. Equipment minimum efficiency: Heat Pump: 4.20 COP 12.00 EER
☐ 2. Heat pump thermostat required when supplemental electric resistance heat is installed
☐ 3. Loop temperature controlled with 20 degrees F deadband where neither cooling tower/fluid cooler nor boiler can operate
☐ 4. Closed-circuit cooling tower has:
a) automatic bypass valve for condenser water loop or



b) lower leakage positive closure dampers
☐ 5. Open-circuit cooling tower has automatic bypass valve for condenser water loop
☐ 6. Two-position valve on each heat pump having total heat pump system power >10hp
☐ 7. Open- or closed-circuit cooling tower used with heat exchanger has a means for shutting down the circulation pump on the cooling tower loop

**Requirements Specific To: FCU-A :**

☐ 1. Balancing and pressure test connections on all hydronic terminal devices
☐ 2. Separate hot and cold water supply and returns
☐ 3. Multiple boilers must have automatic controls that sequence operation with load
☐ 4. Single boiler >500 kBtuh input capacity must have a multistaged or modulating burner
☐ 5. Two-pipe changeover heating/cooling controls must have:
a) 15 degrees F deadband where boiler and chiller can not operate,
b) allow operation in either heating or cooling for at least 4 hrs. and
c) prevent difference between heating and cooling set points greater than 30 degrees F
*Exception(s):*
❑ Air/evap condenser and extensive outside-air filtration
❑ Outside air needed to meet Chapter 4 of Mechanical Code for New York State
☐ 6. Meets the condenser heat recovery requirement for service water heating
*Exception(s):*
❑ Facilities that employ condenser heat recovery for space heating with a heat recovery design exceeding 30% of the peak water-cooled condenser load at design conditions.
❑ Facilities that provide 60% of their service water heating from site solar or site recovered energy or from other sources.
☐ 7. Chilled water pumping systems with multiple chillers must automatically reduce chilled water flow rates proportionately when chillers are not operating
☐ 8. Hot water pumping systems with multiple boilers automatically reduce hot water flow rates proportionately when boilers are not operating

**Requirements Specific To: FCU-C :**

☐ 1. Balancing and pressure test connections on all hydronic terminal devices
☐ 2. Separate hot and cold water supply and returns
☐ 3. Multiple boilers must have automatic controls that sequence operation with load
☐ 4. Single boiler >500 kBtuh input capacity must have a multistaged or modulating burner
☐ 5. Two-pipe changeover heating/cooling controls must have:
a) 15 degrees F deadband where boiler and chiller can not operate,
b) allow operation in either heating or cooling for at least 4 hrs. and
c) prevent difference between heating and cooling set points greater than 30 degrees F
*Exception(s):*
❑ Air/evap condenser and extensive outside-air filtration
❑ Outside air needed to meet Chapter 4 of Mechanical Code for New York State
☐ 6. Meets the condenser heat recovery requirement for service water heating
*Exception(s):*
❑ Facilities that employ condenser heat recovery for space heating with a heat recovery design exceeding 30% of the peak water-cooled condenser load at design conditions.
❑ Facilities that provide 60% of their service water heating from site solar or site recovered energy or from other sources.
☐ 7. Chilled water pumping systems with multiple chillers must automatically reduce chilled water flow rates proportionately when chillers are not operating
☐ 8. Hot water pumping systems with multiple boilers automatically reduce hot water flow rates proportionately when boilers are not operating

**Requirements Specific To: FCU-B :**

☐ 1. Balancing and pressure test connections on all hydronic terminal devices
☐ 2. Separate hot and cold water supply and returns
☐ 3. Multiple boilers must have automatic controls that sequence operation with load
☐ 4. Single boiler >500 kBtuh input capacity must have a multistaged or modulating burner
☐ 5. Two-pipe changeover heating/cooling controls must have:
a) 15 degrees F deadband where boiler and chiller can not operate,
b) allow operation in either heating or cooling for at least 4 hrs. and
c) prevent difference between heating and cooling set points greater than 30 degrees F
*Exception(s):*
❑ Air/evap condenser and extensive outside-air filtration
❑ Outside air needed to meet Chapter 4 of Mechanical Code for New York State
☐ 6. Meets the condenser heat recovery requirement for service water heating
*Exception(s):*
❑ Facilities that employ condenser heat recovery for space heating with a heat recovery design exceeding 30% of the peak water-cooled condenser load at design conditions.
❑ Facilities that provide 60% of their service water heating from site solar or site recovered energy or from other sources.
☐ 7. Chilled water pumping systems with multiple chillers must automatically reduce chilled water flow rates proportionately when chillers are not operating
☐ 8. Hot water pumping systems with multiple boilers automatically reduce hot water flow rates proportionately when boilers are not operating

**Requirements Specific To: FCU-D :**

☐ 1. Balancing and pressure test connections on all hydronic terminal devices
☐ 2. Separate hot and cold water supply and returns
☐ 3. Multiple boilers must have automatic controls that sequence operation with load
☐ 4. Single boiler >500 kBtuh input capacity must have a multistaged or modulating burner
☐ 5. Two-pipe changeover heating/cooling controls must have:
a) 15 degrees F deadband where boiler and chiller can not operate,
b) allow operation in either heating or cooling for at least 4 hrs. and
c) prevent difference between heating and cooling set points greater than 30 degrees F
*Exception(s):*
❑ Air/evap condenser and extensive outside-air filtration
❑ Outside air needed to meet Chapter 4 of Mechanical Code for New York State
☐ 6. Meets the condenser heat recovery requirement for service water heating
*Exception(s):*
❑ Facilities that employ condenser heat recovery for space heating with a heat recovery design exceeding 30% of the peak water-cooled condenser load at design conditions.
❑ Facilities that provide 60% of their service water heating from site solar or site recovered energy or from other sources.
☐ 7. Chilled water pumping systems with multiple chillers must automatically reduce chilled water flow rates proportionately when chillers are not operating
☐ 8. Hot water pumping systems with multiple boilers automatically reduce hot water flow rates proportionately when boilers are not operating

**Requirements Specific To: FCU-E :**

☐ 1. Balancing and pressure test connections on all hydronic terminal devices
☐ 2. Separate hot and cold water supply and returns
☐ 3. Multiple boilers must have automatic controls that sequence operation with load
☐ 4. Single boiler >500 kBtuh input capacity must have a multistaged or modulating burner
☐ 5. Two-pipe changeover heating/cooling controls must have:
a) 15 degrees F deadband where boiler and chiller can not operate,
b) allow operation in either heating or cooling for at least 4 hrs. and
c) prevent difference between heating and cooling set points greater than 30 degrees F
*Exception(s):*
❑ Air/evap condenser and extensive outside-air filtration
❑ Outside air needed to meet Chapter 4 of Mechanical Code for New York State
☐ 6. Meets the condenser heat recovery requirement for service water heating
*Exception(s):*
❑ Facilities that employ condenser heat recovery for space heating with a heat recovery design exceeding 30% of the peak water-cooled condenser load at design conditions.
❑ Facilities that provide 60% of their service water heating from site solar or site recovered energy or from other sources.
☐ 7. Chilled water pumping systems with multiple chillers must automatically reduce chilled water flow rates proportionately when chillers are not operating
☐ 8. Hot water pumping systems with multiple boilers automatically reduce hot water flow rates proportionately when boilers are not operating

**Requirements Specific To: FCU-F :**

☐ 1. Balancing and pressure test connections on all hydronic terminal devices
☐ 2. Separate hot and cold water supply and returns
☐ 3. Multiple boilers must have automatic controls that sequence operation with load
☐ 4. Single boiler >500 kBtuh input capacity must have a multistaged or modulating burner
☐ 5. Two-pipe changeover heating/cooling controls must have:
a) 15 degrees F deadband where boiler and chiller can not operate,
b) allow operation in either heating or cooling for at least 4 hrs. and
c) prevent difference between heating and cooling set points greater than 30 degrees F
*Exception(s):*
❑ Air/evap condenser and extensive outside-air filtration
❑ Outside air needed to meet Chapter 4 of Mechanical Code for New York State
☐ 6. Meets the condenser heat recovery requirement for service water heating
*Exception(s):*
❑ Facilities that employ condenser heat recovery for space heating with a heat recovery design exceeding 30% of the peak water-cooled condenser load at design conditions.
❑ Facilities that provide 60% of their service water heating from site solar or site recovered energy or from other sources.
☐ 7. Chilled water pumping systems with multiple chillers must automatically reduce chilled water flow rates proportionately when chillers are not operating
☐ 8. Hot water pumping systems with multiple boilers automatically reduce hot water flow rates proportionately when boilers are not operating

**Requirements Specific To: CH-23-1 :**

☐ 1. Equipment minimum efficiency: Chiller: 0.620 kW/ton (0.540 IPLV) or (0.639 kW/ton,0.490 IPLV)
☐ 2. Hot gas bypass prohibited unless system has multiple steps of unloading or continuous capacity modulation
☐ 3. Hot gas bypass limited to 25% of total cooling capacity
☐ 4. Heat Rejection Equipment: Minimum Efficiency Requirement >=38.2 gpm/hp.
☐ 5. Air cooled condenser and cooling tower fan motors >7.5 HP equipped with multiple-speed motors or single speed motors and variable speed drives
*Exception(s):*
❑ Condenser fans serving multiple refrigerant circuits
❑ Condenser fans serving flooded condensers
❑ Installations located in climates with >7200 CDD50
❑ Cooling towers with multiple fans which can be operated individually
☐ 6. Meets the condenser heat recovery requirement for service water heating
*Exception(s):*
❑ Facilities that employ condenser heat recovery for space heating with a heat recovery design exceeding 30% of the peak water-cooled condenser load at design conditions.
❑ Facilities that provide 60% of their service water heating from site solar or site recovered energy or from other sources.
☐ 7. Chilled water pumping systems with multiple chillers must automatically reduce chilled water flow rates proportionately when chillers are not operating

**Requirements Specific To: CH-23-2 :**

☐ 1. Equipment minimum efficiency: Chiller: 0.620 kW/ton (0.540 IPLV) or (0.639 kW/ton,0.490 IPLV)
☐ 2. Hot gas bypass prohibited unless system has multiple steps of unloading or continuous capacity modulation
☐ 3. Hot gas bypass limited to 25% of total cooling capacity
☐ 4. Heat Rejection Equipment: Minimum Efficiency Requirement >=38.2 gpm/hp.
☐ 5. Air cooled condenser and cooling tower fan motors >7.5 HP equipped with multiple-speed motors or single speed motors and variable speed drives
*Exception(s):*
❑ Condenser fans serving multiple refrigerant circuits
❑ Condenser fans serving flooded condensers
❑ Installations located in climates with >7200 CDD50
❑ Cooling towers with multiple fans which can be operated individually
☐ 6. Meets the condenser heat recovery requirement for service water heating
*Exception(s):*
❑ Facilities that employ condenser heat recovery for space heating with a heat recovery design exceeding 30% of the peak water-cooled condenser load at design conditions.
❑ Facilities that provide 60% of their service water heating from site solar or site recovered energy or from other sources.
☐ 7. Chilled water pumping systems with multiple chillers must automatically reduce chilled water flow rates proportionately when chillers are not operating

**Requirements Specific To: B-23-1 :**

☐ 1. Equipment minimum efficiency: Boiler Combustion Efficiency 80% Ec
☐ 2. Loop temperature controlled with 20 degrees F deadband where neither cooling tower/fluid cooler nor boiler can operate
☐ 3. Two-position valve on each heat pump having total heat pump system power >10hp
☐ 4. Newly purchased heating equipment meets the efficiency requirements
- used equipment must meet 80% Et @ maximum capacity





c) prevent difference between heating and cooling set points greater than 30 degrees F
*Exception(s):*
❑ Air/evap condenser and extensive outside-air filtration
❑ Outside air needed to meet Chapter 4 of Mechanical Code for New York State
☐ 6. Meets the condenser heat recovery requirement for service water heating
*Exception(s):*
❑ Facilities that employ condenser heat recovery for space heating with a heat recovery design exceeding 30% of the peak water-cooled condenser load at design conditions.
❑ Facilities that provide 60% of their service water heating from site solar or site recovered energy or from other sources.
☐ 7. Chilled water pumping systems with multiple chillers must automatically reduce chilled water flow rates proportionately when chillers are not operating
☐ 8. Hot water pumping systems with multiple boilers automatically reduce hot water flow rates proportionately when boilers are not operating

**Requirements Specific To: CH-23-1 :**

☐ 1. Equipment minimum efficiency: Chiller: 0.620 kW/ton (0.540 IPLV) or (0.639 kW/ton,0.490 IPLV)
☐ 2. Hot gas bypass prohibited unless system has multiple steps of unloading or continuous capacity modulation
☐ 3. Hot gas bypass limited to 25% of total cooling capacity
☐ 4. Heat Rejection Equipment: Minimum Efficiency Requirement >=38.2 gpm/hp.
☐ 5. Air cooled condenser and cooling tower fan motors >7.5 HP equipped with multiple-speed motors or single speed motors and variable speed drives
*Exception(s):*
❑ Condenser fans serving multiple refrigerant circuits
❑ Condenser fans serving flooded condensers
❑ Installations located in climates with >7200 CDD50
❑ Cooling towers with multiple fans which can be operated individually
☐ 6. Meets the condenser heat recovery requirement for service water heating
*Exception(s):*
❑ Facilities that employ condenser heat recovery for space heating with a heat recovery design exceeding 30% of the peak water-cooled condenser load at design conditions.
❑ Facilities that provide 60% of their service water heating from site solar or site recovered energy or from other sources.
☐ 7. Chilled water pumping systems with multiple chillers must automatically reduce chilled water flow rates proportionately when chillers are not operating

**Requirements Specific To: B-23-1 :**

☐ 1. Equipment minimum efficiency: Boiler Combustion Efficiency 80% Ec
☐ 2. Loop temperature controlled with 20 degrees F deadband where neither cooling tower/fluid cooler nor boiler can operate
☐ 3. Two-position valve on each heat pump having total heat pump system power >10hp
☐ 4. Newly purchased heating equipment meets the efficiency requirements
- used equipment must meet 80% Et @ maximum capacity



☐ 5. Systems with multiple boilers have automatic controls capable of sequencing boiler operation
☐ 6. Hydronic heating systems comprised of a single boiler and >500 kBtuh input design capacity include either a multistaged or modulating burner

**Requirements Specific To: B-23-2 :**

☐ 1. Equipment minimum efficiency: Boiler Combustion Efficiency 80% Ec
☐ 2. Loop temperature controlled with 20 degrees F deadband where neither cooling tower/fluid cooler nor boiler can operate
☐ 3. Two-position valve on each heat pump having total heat pump system power >10hp
☐ 4. Newly purchased heating equipment meets the efficiency requirements
- used equipment must meet 80% Et @ maximum capacity
☐ 5. Systems with multiple boilers have automatic controls capable of sequencing boiler operation
☐ 6. Hydronic heating systems comprised of a single boiler and >500 kBtuh input design capacity include either a multistaged or modulating burner

**Requirements Specific To: B-23-3 :**

☐ 1. Equipment minimum efficiency: Boiler Combustion Efficiency 80% Ec
☐ 2. Loop temperature controlled with 20 degrees F deadband where neither cooling tower/fluid cooler nor boiler can operate
☐ 3. Two-position valve on each heat pump having total heat pump system power >10hp
☐ 4. Newly purchased heating equipment meets the efficiency requirements
- used equipment must meet 80% Et @ maximum capacity
☐ 5. Systems with multiple boilers have automatic controls capable of sequencing boiler operation
☐ 6. Hydronic heating systems comprised of a single boiler and >500 kBtuh input design capacity include either a multistaged or modulating burner

**Requirements Specific To: B-23-4 :**

☐ 1. Equipment minimum efficiency: Boiler Combustion Efficiency 80% Ec
☐ 2. Loop temperature controlled with 20 degrees F deadband where neither cooling tower/fluid cooler nor boiler can operate
☐ 3. Two-position valve on each heat pump having total heat pump system power >10hp
☐ 4. Newly purchased heating equipment meets the efficiency requirements
- used equipment must meet 80% Et @ maximum capacity
☐ 5. Systems with multiple boilers have automatic controls capable of sequencing boiler operation
☐ 6. Hydronic heating systems comprised of a single boiler and >500 kBtuh input design capacity include either a multistaged or modulating burner

**Generic Requirements: Must be met by all systems to which the requirement is applicable:**

☐ 1. Plant equipment and system capacity no greater than needed to meet loads
*Exception(s):*
❑ Standby equipment automatically off when primary system is operating
❑ Multiple units controlled to sequence operation as a function of load
☐ 2. Minimum one temperature control device per system
☐ 3. Minimum one humidity control device per installed humidification/dehumidification system
☐ 4. Load calculations per ASHRAE/ACCA Standard 183.
☐ 5. Automatic Controls: Setback to 55°F (heat) and 85°F (cool); 7-day clock, 2-hour occupant override, 10-hour backup
*Exception(s):*
❑ Continuously operating zones
❑ 2 kW demand or less, submit calculations
☐ 6. Outside-air source for ventilation; system capable of reducing OSA to required minimum
☐ 7. R-5 supply and return air duct insulation in unconditioned spaces
R-5 supply and return air duct insulation outside the building
R-8 insulation between ducts and the building exterior when ducts are part of a building assembly
*Exception(s):*
❑ Ducts located within equipment
❑ Ducts with interior and exterior temperature difference not exceeding 15°F.
☐ 8. Mechanical fasteners and sealants used to connect ducts and air distribution equipment
☐ 9. Ducts sealed - longitudinal seams on rigid ducts; transverse seams on all ducts; UL 181A or 181B tapes and mastics
*Exception(s):*
❑ Continuously welded and locking-type longitudinal joints and seams on ducts operating at static pressures less than 2 inches w.g. pressure classification
☐ 10. Hot water pipe insulation: 1.5 in. for pipes <=1.5 in. and 2 in. for pipes >1.5 in.
Chilled water/refrigerant/brine pipe insulation: 1.5 in. for pipes <=1.5 in. and 1.5 in. for pipes >1.5 in.
Steam pipe insulation: 1.5 in. for pipes <=1.5 in. and 3 in. for pipes >1.5 in.
*Exception(s):*



❑ Piping with HVAC equipment.
❑ Fluid temperatures between 55 and 105°F.
❑ Fluid not heated or cooled with renewable energy.
❑ Piping within room fan-coil (with AHRI440 ratings) and unit ventilators (with AHRI840 rating).
❑ Runouts <4 ft in length.
☐ 11. Operation and maintenance manual provided to building owner
☐ 12. Thermostatic controls have 5°F deadband
*Exception(s):*
❑ Thermostats requiring manual changeover between heating and cooling
❑ Special occupancy or special applications where wide temperature ranges are not acceptable and are approved by the authority having jurisdiction.
☐ 13. Hot water distribution systems >= 300 kBtuh must have one of the following:
a) controls that reset supply water temperature by 25% of supply/return delta T
b) mechanical or electrical adjustable-speed pump drive(s)
c) two-way valves at all heating coils
d) multiple-stage pumps
e) other system controls that reduce pump flow by at least 50% based on load - calculations required
*Exception(s):*
❑ Where the supply temperature reset controls cannot be implemented without causing improper operation of heating, cooling, humidification, or dehumidification systems.
❑ Hydronic systems that use variable flow to reduce pumping energy.
☐ 14. Balancing devices provided in accordance with IMC (2006) 603.17
☐ 15. Demand control ventilation (DCV) present for high design occupancy areas (>40 person/1000 ft2 in spaces >500 ft2) and served by systems with any one of 1) an air-side economizer, 2) automatic modulating control of the outdoor air damper, or 3) a design outdoor airflow greater than 3000 cfm.
*Exception(s):*
❑ Systems with heat recovery.
❑ Multiple-zone systems without DDC of individual zones communicating with a central control panel.
❑ Systems with a design outdoor airflow less than 1200 cfm.
❑ Spaces where the supply airflow rate minus any makeup or outgoing transfer air requirement is less than 1200 cfm.
☐ 16. Motorized, automatic shutoff dampers required on exhaust and outdoor air supply openings
*Exception(s):*
❑ Gravity dampers acceptable in buildings <3 stories
❑ Gravity dampers acceptable in systems with outside or exhaust air flow rates less than 300 cfm where dampers are interlocked with fan
☐ 17. Automatic controls for freeze protection systems present
☐ 18. Three-pipe systems not used
☐ 19. Exhaust air heat recovery included for systems 5,000 cfm or greater with more than 70% outside air fraction or specifically exempted
*Exception(s):*
❑ Hazardous exhaust systems, commercial kitchen and clothes dryer exhaust systems that the International Mechanical Code prohibits the use of energy recovery systems.
❑ Systems serving spaces that are heated and not cooled to less than 60°F.
❑ Where more than 60 percent of the outdoor heating energy is provided from site-recovered or site solar energy.
❑ Heating systems in climates with less than 3600 HDD.
❑ Cooling systems in climates with a 1 percent cooling design wet-bulb temperature less than 64°F.
❑ Systems requiring dehumidification that employ energy recovery in series with the cooling coil.
❑ Laboratory fume hood exhaust systems that have either a variable air volume system capable of reducing exhaust and makeup air volume to 50 percent or less of design values or, a separate make up air supply meeting the following makeup air requirements: a) at least 75 percent of exhaust flow rate, b) heated to no more than 2°F below room setpoint temperature, c) cooled to no lower than 3°F above room setpoint temperature, d) no humidification added, e) no simultaneous heating and cooling.

## Section 5: Compliance Statement

*Compliance Statement:* The proposed mechanical design represented in this document is consistent with the building plans, specifications and other calculations submitted with this permit application. The proposed mechanical systems have been designed to meet the 2010 New York Energy Conservation Construction Code requirements in COMcheck Version 3.9.0 and to comply with the mandatory requirements in the Requirements Checklist.



Name - Title Signature Date

## Section 6: Post Construction Compliance Statement

☐ HVAC record drawings of the actual installation, system capacities, calibration information, and performance data for each equipment provided to the owner.
☐ HVAC O&M documents for all mechanical equipment and system provided to the owner by the mechanical contractor.
☐ Written HVAC balancing and operations report provided to the owner.

The above post construction requirements have been completed.

Principal Mechanical Designer-Name Signature Date



Damian Titus
NYC Buildings
APPROVED
Under Directive 2 of 1975
Date: 03/20/2014
NYC Development Hub

OWNER:
SNOWPLOW LLC
950 THIRD AVENUE
NEW YORK, NY 10022
TEL.: (212) 486-2000

ARCHITECT OF RECORD:
SLCE*Architects, LLP*
841 BROADWAY
NEW YORK, NY 10003
TEL.: (212) 979-8400
FAX.: (212) 979-8387

DESIGN ARCHITECT:
SOM
14 WALL STREET
NEW YORK, NY 10005
TEL.: 212.298.9336
FAX.: 212.298.9500

STRUCTURAL ENGINEER:
DESIMONE
18 WEST 18th STREET
NEW YORK, NY 10011
TEL.: (212) 532-2211
FAX.: (212) 481-6108

MEP ENGINEER:
WSP • FLACK+KURTZ
512 SEVENTH AVENUE
NEW YORK, NY 10011
TEL.: (212) 532-9400

BUILDING ENVELOPE CONSULTANT:
GMS
GILBANZ MURRAY STEFICEK LLP
129 WEST 27th STREET
NEW YORK, NY 10001
TEL.: (212) 254-0030

| No: | Date: | Revision: |
|---|---|---|
| | 10-10-12 | DOB FILING |
| | 04-20-12 | 100% DD |
| | 10-14-11 | 100% SD |

NORTH ARROW: N SCALE: NONE

KEY PLAN:

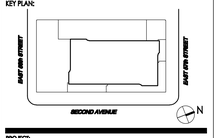


PROJECT:
**252 EAST 57th STREET NEW YORK, NY**

TITLE:
MECHANICAL ENERGY COMPLIANCE REPORT SHEET#2

SEAL & SIGNATURE:

| | |
|---|---|
| SCALE: | AS SHOWN |
| DATE: | 09-02-11 |
| PROJECT No: | 2011-14 |
| FILE No: | 250 EAST 57th STREET |
| DRAWN BY: | I.P. |
| CHECKED BY: | C.K. |
| DWG. No.: | EN-101.00 |
| EN-101.dwg | 22 OF 31 |

COMcheck Software Version 3.9.1

# Interior Lighting and Power Compliance Certificate

**2010 New York Energy Conservation Construction Code (by application of 90.1 (2007) Standard)**

## Section 1: Project Information

Project Type: **New Construction**
Project Title : 250 East 57th Street

Construction Site:
250 East 57th Street
New York, NY

Owner/Agent:
World-Wide Holdings

Designer/Contractor:
Susan Brady Lighting Design Studio

## Section 2: Interior Lighting and Power Calculation

| A | B Floor Area | C Allowed Watts / ft2 | D Allowed Watts |
|---|---|---|---|
| 8-14th Floor Rental Apartments (Multifamily) | 9315 | 0.7 | 6521 |
| Condo Amenities 25th Floor (Multifamily) | 8323 | 0.7 | 5966 |
| Lobby (Multifamily) | 9273 | 0.7 | 6491 |
| Rental Amenities 5th Floor (Multifamily) | 2571 | 0.7 | 1800 |
| Pool (Multifamily) | 5388 | 0.7 | 3772 |
| Rental Amenities 7th Floor (Multifamily) | 2073 | 0.7 | 1451 |
| Condo Group 1 (Multifamily) | 9266 | 0.7 | 6486 |
| Condo Group 2 (Multifamily) | 9203 | 0.7 | 6442 |
| Condo Group 3 (Multifamily) | 9158 | 0.7 | 6411 |
| Condo Group 4 (Multifamily) | 9148 | 0.7 | 6404 |
| Condo Group 5 (Multifamily) | 3681 | 0.7 | 2577 |
| Condo Group 6 (Multifamily) | 8962 | 0.7 | 6273 |
| Condo Group 7 (Multifamily) | 8920 | 0.7 | 6244 |
| 15-22nd Floor Rental Apartments (Multifamily) | 9295 | 0.7 | 6507 |
| SC2 BOH (Multifamily) | 16264 | 0.7 | 11385 |
| SC1 BOH (Multifamily) | 10949 | 0.7 | 7664 |
| Cellar BOH (Multifamily) | 4608 | 0.7 | 3226 |
| 1st Floor BOH (Multifamily) | 1537 | 0.7 | 1076 |
| Rental BOH (Multifamily) | 1758 | 0.7 | 1231 |
| 23rd BOH (Multifamily) | 4246 | 0.7 | 2972 |
| 24th BOH (Multifamily) | 8337 | 0.7 | 5836 |
| 26th BOH (Multifamily) | 4316 | 0.7 | 3021 |
| Roof BOH (Multifamily) | 927 | 0.7 | 649 |
| | | Total Allowed Watts = | 110403 |

## Section 3: Interior Lighting Fixture Schedule

| A Fixture ID : Description / Lamp / Ballast | B Lamps/ Fixture | C # of Fixtures | D Fixture Watt. | E (C X D) |
|---|---|---|---|---|
| Pool ( Multifamily 5388 sq ft ) | | | | |
| F1 Compact Fluorescent: Elevator Lobby / Triple 4-pin 26W / Electronic | 1 | 7 | 28 | 196 |
| F9 LED Linear: Cove at Elevator Lobby / Other | 1 | 47 | 6 | 282 |
| P1 Linear LED: Cove above Pool / Other | 1 | 193 | 5 | 965 |
| P2 Linear LED: Cove at bottom of Pool / Other | 1 | 193 | 4 | 772 |
| P3 Linear LED: Cove General Pool Area / Other | 1 | 66 | 5 | 330 |
| P4 Linear LED: Cove at Feature Wall / Other | 1 | 52 | 15 | 780 |
| P5 LED Downlight: General Pool Area / Other | 1 | 22 | 13 | 286 |
| P6 Compact Fluorescent: Changing/Circulation / Triple 4-pin 26W / Electronic | 1 | 23 | 28 | 644 |
| P6A Compact Fluorescent: Shower / Triple 4-pin 26W / Electronic | 1 | 2 | 28 | 56 |
| P7 Compact Fluorescent Wallwash: Circulation / Triple 4-pin 26W / Electronic | 1 | 3 | 28 | 84 |
| P8 Linear Fluorescent: Changing Room Vanity / 46" T5 54W / Electronic | 1 | 4 | 62 | 248 |
| P9 LED Wallwash: Pool Area / Other | 1 | 8 | 27 | 216 |
| Lobby ( Multifamily 9273 sq ft ) | | | | |
| L1 LED Downlight: DownlightsThroughout / Other | 1 | 75 | 20 | 1500 |
| L2 LED Wallwash: Wallwash Throughout / Other | 1 | 22 | 20 | 440 |
| L3 Decorative Pendant: Pendant at Condo Lobby / Other | 1 | 1 | 250 | 250 |
| L4 Linear LED: Cove at Elevator Lobby / Other | 1 | 93 | 6 | 558 |
| L5 Linear LED: Cove at Feature Wall / Other | 1 | 52 | 15 | 780 |
| L6 Edge Lit LED Panel: Elevator Lobby / Other | 1 | 34 | 6 | 204 |
| L7 Linear Fluorescent: Planter Cove at Condo Lobby / 46" T5 28W / Electronic | 1 | 47 | 8 | 376 |
| L7A Linear Fluorescent: Planter Cove at Car Park / 46" T5 28W / Electronic | 2 | 103 | 16 | 1648 |
| L8 Track: Planter Cove at Car Park Wattage based on current limiting device capacity | 0 | 0 | 0 | 960 |
| L8 Track: Planter Cove at Car Park Wattage based on current limiting device capacity | 0 | 0 | 0 | 960 |
| L8 Track: Planter Cove at Condo Lobby Wattage based on current limiting device capacity | 0 | 0 | 0 | 600 |
| L8 Track: Planter Cove at Condo Lobby Wattage based on current limiting device capacity | 0 | 0 | 0 | 600 |
| L9 Decorative Pendant: Pendant at Car Park / Other | 1 | 1 | 250 | 250 |
| L10 Compact Fluorescent: Car Park / Triple 4-pin 26W / Electronic | 2 | 16 | 56 | 896 |
| L11 Linear Fluorescent: Fluorescent Inground Uplight / 39" T5 21W / Electronic | 1 | 6 | 24 | 144 |
| L12 LED Downlight: Downlights at Entrance / Other | 1 | 12 | 15 | 180 |
| L13 Linear LED: LED Beneath Bridge / Other | 1 | 20 | 3 | 60 |
| L14 Linear LED: Reflection Pool Uplight / Other | 1 | 18 | 5 | 90 |
| L15 Linear Fluorescent: Fluorescent Cove at Mail Room / 46" T5 28W / Electronic | 1 | 41 | 8 | 328 |
| L16 Linear LED: Uplight Cove in Elevator Cab / Other | 1 | 80 | 6 | 480 |
| L17 LED Edge Lit LED Panel: Elevator Cab / Other | 1 | 4 | 30 | 120 |
| L18 LED Cat light: Elevator / Other | 1 | 8 | 8 | 64 |
| L19 Compact Fluorescent: Elevator Lobby / Triple 4-pin 26W / Electronic | 1 | 6 | 28 | 168 |
| Rental Amenities 5th Floor ( Multifamily 2571 sq ft ) | | | | |
| A1 HID Downlight: Gym Downlights / Ceramic Metal Halide 39W / Standard | 1 | 24 | 39 | 936 |
| A2 HID Downlight: Gym Downlights / Ceramic Metal Halide 39W / Standard | 1 | 6 | 20 | 120 |
| A3 LED Uplight: Gym / Other | 1 | 101 | 3 | 303 |
| A4A Compact Fluorescent: Kids/Toddler Room / Triple 4-pin 18W / Electronic | 8 | 1 | 320 | 320 |
| A4B Compact Fluorescent: Kids/Toddler Room / Triple 4-pin 18W / Electronic | 8 | 1 | 240 | 240 |
| A4C Compact Fluorescent: Kids/Toddler Room / Triple 4-pin 18W / Electronic | 8 | 4 | 160 | 640 |
| A4D Compact Fluorescent: Kids/Toddler Room / Triple 4-pin 13W / Electronic | 6 | 1 | 90 | 90 |
| A5 LED Downlight: Restroom / Other | 1 | 1 | 16 | 16 |
| A7 Linear Fluorescent: Restroom Vanity / 34" T5 HO 39W / Electronic | 1 | 1 | 40 | 40 |
| Rental Amenities 7th Floor ( Multifamily 2073 sq ft ) | | | | |
| F1 Compact Fluorescent: Kitchen / Triple 4-pin 26W / Electronic | 1 | 3 | 28 | 84 |
| F5 Linear LED: Kitchen Task Light / Other | 1 | 8 | 5 | 40 |
| A5 LED Downlight: Various / Other | 1 | 34 | 16 | 544 |
| A6 LED Wallwash: Billiards/Dining / Other | 1 | 8 | 16 | 128 |
| A7 Linear LED: Cove / Other | 1 | 30 | 6 | 180 |
| A8 Decorative Pendant: Pendant at Billiards / Other | 1 | 1 | 44 | 44 |
| A9 Linear Fluorescent: Rental Sales Office / 35" T5 21W / Electronic | 4 | 2 | 92 | 184 |
| A9 Halogen: Rental Sales Office / Halogen MR-16 20W | 3 | 2 | 60 | 120 |
| A10 Linear LED: Rental Sales Office / Other | 1 | 10 | 5 | 50 |
| 8-14th Floor Rental Apartments ( Multifamily 9315 sq ft ) | | | | |
| F1 Compact Fluorescent: General Downlight / Triple 4-pin 26W / Electronic | 1 | 43 | 28 | 1204 |
| F2 Compact Fluorescent: Bathroom Downlight / Triple 4-pin 26W / Electronic | 1 | 10 | 28 | 280 |
| F3 Linear Fluorescent: 4' Vanity Light / 34" T5 HO 39W / Electronic | 2 | 2 | 86 | 172 |
| F4 Linear Fluorescent: 2' Vanity Light / 22" T5 HO 24W / Electronic | 1 | 8 | 27 | 216 |
| F5 Linear LED: Kitchen Task light / Other | 1 | 72 | 5 | 360 |
| F8 Decorative Pendant: Kitchen / Other | 1 | 3 | 75 | 225 |
| F7 LED Downlight: Kitchen Downlight / Other | 1 | 14 | 11 | 154 |
| F8 Surface Mounted LED Uplight: Corridors / Other / Electronic | 1 | 7 | 15 | 105 |
| F8A Surface Mounted LED Uplight: Corridors / Other / Electronic | 1 | 12 | 3 | 36 |
| F9 Linear LED: Elevator Lobby / Other | 1 | 46 | 6 | 276 |
| F13 Compact Fluorescent: WC/Storage / Twin Tube 13W / Electronic | 1 | 14 | 15 | 210 |
| 15-22nd Floor Rental Apartments ( Multifamily 9295 sq ft ) | | | | |
| F1 Compact Fluorescent copy 1: General Downlight / Triple 4-pin 26W / Electronic | 1 | 38 | 28 | 1064 |
| F2 Compact Fluorescent copy 1: Bathroom Downlight / Triple 4-pin 26W / Electronic | 1 | 11 | 28 | 308 |
| F3 Linear Fluorescent copy 1: 4' Vanity Light / 34" T5 HO 39W / Electronic | 2 | 3 | 86 | 258 |
| F4 Linear Fluorescent copy 1: 2' Vanity Light / 22" T5 HO 24W / Electronic | 1 | 8 | 27 | 216 |
| F5 Linear LED copy 1: Kitchen Task light / Other | 1 | 57 | 5 | 285 |
| F6 Decorative Pendant copy 1: Kitchen / Other | 1 | 3 | 75 | 225 |
| F7 LED Downlight copy 1: Kitchen Downlight / Other | 1 | 10 | 11 | 110 |
| F8 Surface Mounted LED Uplight copy 1: Corridors / Other / Electronic | 1 | 6 | 15 | 90 |
| F8A Surface Mounted LED Uplight copy 1: Corridors / Other / Electronic | 1 | 12 | 3 | 36 |
| F9 Linear LED copy 1: Elevator Lobby / Other | 1 | 46 | 6 | 276 |
| F13 Compact Fluorescent copy 1: WC/Storage / Twin Tube 13W / Electronic | 1 | 15 | 15 | 225 |
| Condo Amenities 25th Floor ( Multifamily 8323 sq ft ) | | | | |
| A1 HID Downlight: Gym Downlights / Ceramic Metal Halide 39W / Standard | 1 | 21 | 39 | 819 |
| A3 LED Uplight: GymMusicLounge / Other | 1 | 169 | 3 | 507 |
| A5 LED Downlight: Screening/Restroom/Corridors / Other | 1 | 29 | 16 | 464 |
| A11 LED Downlight: Lounge/Library/DiningWine / Other | 1 | 51 | 33 | 1683 |
| A12 LED Downlight: Vestibule / Other | 1 | 4 | 20 | 80 |
| A13 Decorative LED Pendant: Dining Room / Other | 1 | 1 | 200 | 200 |
| A14 Linear LED: Vestibule Cove / Other | 1 | 37 | 6 | 222 |
| A15 Linear Fluorescent: Spin Room / 46" T8 32W / Electronic | 4 | 3 | 108 | 324 |
| A16 Linear Fluorescent: Yoga / 46" T5 28W / Electronic | 4 | 6 | 116 | 696 |
| A17 Linear Fluorescent: Restroom Vanity / 34" T5 HO 39W / Electronic | 1 | 3 | 40 | 120 |
| A18 Linear LED: Task Light / Other | 1 | 35 | 5 | 175 |
| A19 LED Semi-Recess: Vestibules / Other | 1 | 4 | 8 | 32 |
| A20 Decorative LED Pendant: Fitness / Other | 1 | 2 | 200 | 400 |
| A21 Linear LED: Screening Room / Other | 1 | 30 | 5 | 150 |
| A22 Linear LED: Library Cove / Other | 1 | 61 | 6 | 366 |
| F1 Compact Fluorescent: Apartment / Triple 4-pin 26W / Electronic | 1 | 31 | 28 | 868 |
| F2 Compact Fluorescent: Apartment Bathroom / Triple 4-pin 26W / Electronic | 1 | 1 | 28 | 28 |
| F4 Linear Fluorescent: Apartment Vanity / 34" T5 HO 39W / Electronic | 1 | 1 | 40 | 40 |
| F9 LED Linear: Elevator Lobby / Other | 1 | 88 | 6 | 528 |
| L18 LED Cat Light: Elevator Lobby / Other | 1 | 4 | 8 | 32 |
| Condo Group 1 ( Multifamily 9266 sq ft ) | | | | |
| C1 Linear LED: Kitchen Task Light / Other | 1 | 47 | 5 | 235 |
| C2 Linear Fluorescent Slot: Kitchen / 46" T5 28W / Electronic | 1 | 39 | 8 | 312 |
| C3 Compact Fluorescent: Gallery / Triple 4-pin 42W / Electronic | 1 | 6 | 44 | 264 |
| C4 LED Downlight: Elevator Lobby / Other | 1 | 4 | 14 | 56 |
| C5 Compact Fluorescent: Closet/Store / Triple 4-pin 13W / Electronic | 1 | 15 | 15 | 225 |
| C5A Compact Fluorescent: Walk In Closet / Twin Tube 13W / Electronic | 2 | 8 | 30 | 240 |
| C6 LED Downlight: Elevator Lobby / Other | 2 | 8 | 30 | 240 |
| C7 Linear LED: Bathroom Cove / Other | 1 | 1 | 14 | 14 |
| C8 Linear Fluorescent: 4' Bathroom Vanity / 46" T5 54W / Electronic | 1 | 26 | 3 | 78 |
| C8 Linear Fluorescent: 4' Bathroom Vanity / 46" T5 54W / Electronic | 1 | 6 | 62 | 372 |
| C8B Linear Fluorescent: 2' Bathroom Vanity / 46" T5 54W / Electronic | 1 | 2 | 28 | 56 |
| C9 Linear LED: Mirror Back Light / Other | 1 | 88 | 3 | 264 |
| C10 LED Downlight: Hall/Corridors / Other | 1 | 32 | 11 | 352 |
| C11 Linear LED: Elevator Lobby Feature Wall / Other | 1 | 28 | 12 | 336 |
| C12 LED Downlight: Bathroom / Other | 1 | 16 | 16 | 256 |
| C13 Linear LED: Elevator Lobby / Other | 1 | 168 | 2 | 336 |
| Condo Group 2 ( Multifamily 9203 sq ft ) | | | | |
| C1 Linear LED: Kitchen Task Light / Other | 1 | 39 | 5 | 195 |
| C2 Linear Fluorescent Slot: Kitchen / 46" T5 28W / Electronic | 1 | 30 | 8 | 240 |
| C3 Compact Fluorescent: Gallery / Triple 4-pin 42W / Electronic | 1 | 5 | 44 | 220 |
| C4 LED Downlight: Elevator Lobby / Other | 1 | 4 | 14 | 56 |
| C5 Compact Fluorescent: Closet/Store / Triple 4-pin 13W / Electronic | 1 | 18 | 15 | 270 |
| C5A Compact Fluorescent: Walk In Closet / Twin Tube 13W / Electronic | 2 | 10 | 30 | 300 |
| C6 LED Downlight: Elevator Lobby / Other | 1 | 1 | 14 | 14 |
| C7 Linear LED: Bathroom Cove / Other | 1 | 30 | 3 | 90 |
| C8 Linear Fluorescent: 4' Bathroom Vanity / 46" T5 54W / Electronic | 1 | 6 | 62 | 372 |
| C8B Linear Fluorescent: 2' Bathroom Vanity / 46" T5 54W / Electronic | 1 | 4 | 28 | 112 |
| C9 Linear LED: Mirror Back Light / Other | 1 | 88 | 3 | 264 |
| C10 LED Downlight: Hall/Corridors / Other | 1 | 32 | 11 | 352 |
| C11 Linear LED: Elevator Lobby Feature Wall / Other | 1 | 28 | 12 | 336 |
| C12 LED Downlight: Bathroom / Other | 1 | 16 | 16 | 256 |
| C13 Linear LED: Elevator Lobby / Other | 1 | 168 | 2 | 336 |
| Condo Group 3 ( Multifamily 9158 sq ft ) | | | | |
| C1 Linear LED: Kitchen Task Light / Other | 1 | 44 | 5 | 220 |
| C2 Linear Fluorescent Slot: Kitchen / 46" T5 28W / Electronic | 1 | 42 | 8 | 336 |
| C3 Compact Fluorescent: Gallery / Triple 4-pin 42W / Electronic | 1 | 9 | 44 | 396 |
| C4 LED Downlight: Elevator Lobby / Other | 1 | 4 | 14 | 56 |
| C5 Compact Fluorescent: Closet/Store / Triple 4-pin 13W / Electronic | 1 | 18 | 15 | 270 |
| C5A Compact Fluorescent: Walk In Closet / Twin Tube 13W / Electronic | 2 | 6 | 30 | 180 |
| C6 LED Downlight: Elevator Lobby / Other | 1 | 1 | 14 | 14 |
| C7 Linear LED: Bathroom Cove / Other | 1 | 30 | 3 | 90 |
| C8 Linear Fluorescent: 4' Bathroom Vanity / 46" T5 54W / Electronic | 1 | 6 | 62 | 372 |
| C8B Linear Fluorescent: 2' Bathroom Vanity / 46" T5 54W / Electronic | 1 | 4 | 28 | 112 |
| C9 Linear LED: Mirror Back Light / Other | 1 | 88 | 3 | 264 |
| C10 LED Downlight: Hall/Corridors / Other | 1 | 32 | 11 | 352 |
| C11 Linear LED: Elevator Lobby Feature Wall / Other | 1 | 28 | 12 | 336 |
| C12 LED Downlight: Bathroom / Other | 1 | 16 | 16 | 256 |
| C13 Linear LED: Elevator Lobby / Other | 1 | 168 | 2 | 336 |
| Condo Group 4 ( Multifamily 9148 sq ft ) | | | | |
| C1 Linear LED: Kitchen Task Light / Other | 1 | 46 | 5 | 230 |
| C2 Linear Fluorescent Slot: Kitchen / 46" T5 28W / Electronic | 1 | 37 | 8 | 296 |
| C3 Compact Fluorescent: Gallery / Triple 4-pin 42W / Electronic | 1 | 8 | 44 | 352 |
| C4 LED Downlight: Elevator Lobby / Other | 1 | 2 | 14 | 28 |
| C5 Compact Fluorescent: Closet/Store / Triple 4-pin 13W / Electronic | 1 | 14 | 15 | 210 |
| C5A Compact Fluorescent: Walk In Closet / Twin Tube 13W / Electronic | 2 | 9 | 30 | 270 |
| C6 LED Downlight: Elevator Lobby / Other | 1 | 1 | 14 | 14 |
| C7 Linear LED: Bathroom Cove / Other | 1 | 9 | 3 | 27 |
| C8 Linear Fluorescent: 4' Bathroom Vanity / 46" T5 54W / Electronic | 1 | 7 | 62 | 434 |
| C8B Linear Fluorescent: 2' Bathroom Vanity / 46" T5 54W / Electronic | 1 | 3 | 28 | 84 |
| C9 Linear LED: Mirror Back Light / Other | 1 | 22 | 3 | 66 |
| C10 LED Downlight: Hall/Corridors / Other | 1 | 33 | 11 | 363 |
| C11 Linear LED: Elevator Lobby Feature Wall / Other | 1 | 28 | 12 | 336 |
| C12 LED Downlight: Bathroom / Other | 1 | 12 | 16 | 192 |
| Condo Group 5 ( Multifamily 3681 sq ft ) | | | | |
| C1 Linear LED: Kitchen Task Light / Other | 1 | 23 | 5 | 115 |
| C2 Linear Fluorescent Slot: Kitchen / 46" T5 28W / Electronic | 1 | 18 | 8 | 144 |
| C5 Compact Fluorescent: Closet/Store / Triple 4-pin 13W / Electronic | 1 | 18 | 15 | 270 |
| C5A Compact Fluorescent: Walk In Closet / Twin Tube 13W / Electronic | 2 | 2 | 30 | 60 |
| C7A Linear LED: Bathroom Cove / Other | 1 | 14 | 5 | 70 |
| C8 Linear Fluorescent: 4' Bathroom Vanity / 46" T5 54W / Electronic | 1 | 2 | 62 | 124 |
| C8B Linear Fluorescent: 2' Bathroom Vanity / 46" T5 54W / Electronic | 1 | 1 | 28 | 28 |
| C9 Linear LED: Mirror Back Light / Other | 1 | 22 | 3 | 66 |
| C10 LED Downlight: Hall/Corridors / Other | 1 | 30 | 11 | 330 |
| C12 LED Downlight: Bathroom / Other | 1 | 3 | 16 | 48 |
| C16 Compact Fluorescent: Bathroom Vanity / 8IAX 36W / Electronic | 1 | 4 | 40 | 160 |
| Condo Group 6 ( Multifamily 8962 sq ft ) | | | | |
| C1 Linear LED: Kitchen Task Light / Other | 1 | 38 | 5 | 190 |
| C2 Linear Fluorescent Slot: Kitchen / 46" T5 28W / Electronic | 1 | 28 | 8 | 224 |
| C3 Compact Fluorescent: Gallery / Triple 4-pin 42W / Electronic | 1 | 6 | 44 | 264 |
| C4 LED Downlight: Elevator Lobby / Other | 1 | 2 | 14 | 28 |
| C5 Compact Fluorescent: Closet/Store / Triple 4-pin 13W / Electronic | 1 | 14 | 15 | 210 |
| C5A Compact Fluorescent: Walk In Closet / Twin Tube 13W / Electronic | 2 | 9 | 30 | 270 |
| C6 LED Downlight: Elevator Lobby / Other | 1 | 1 | 14 | 14 |
| C7A Linear LED: Bathroom Cove / Other | 1 | 10 | 5 | 50 |
| C8 Linear Fluorescent: 4' Bathroom Vanity / 46" T5 54W / Electronic | 1 | 6 | 62 | 372 |
| C8A Linear Fluorescent: 3' Bathroom Vanity / 34" T5 HO 39W / Electronic | 1 | 1 | 40 | 40 |
| C8B Linear Fluorescent: 2' Bathroom Vanity / 22" T5 HO 24W / Electronic | 1 | 1 | 28 | 28 |
| C9 Linear LED: Mirror Back Light / Other | 1 | 11 | 3 | 33 |
| C10 LED Downlight: Hall/Corridors / Other | 1 | 45 | 11 | 495 |
| C11 Linear LED: Elevator Lobby Feature Wall / Other | 1 | 28 | 12 | 336 |
| C12 LED Downlight: Bathroom / Other | 1 | 9 | 16 | 144 |
| C15 Linear Fluorescent: Fitness / 46" T5 28W / Electronic | 1 | 24 | 8 | 192 |
| SC2 BOH ( Multifamily 16264 sq ft ) | | | | |
| 22" Square: BOH / Other / Electronic | 2 | 82 | 42 | 3444 |
| 48" Rect: BOH / 48" T12 40W / Electronic | 1 | 7 | 42 | 294 |
| C Linear Fluorescent: BOH / 48" T8 32W / Electronic | 2 | 17 | 67 | 1139 |
| F1 Compact Fluorescent: BOH / Triple 4-pin 26W / Electronic | 2 | 12 | 48 | 576 |
| B Linear Fluorescent: BOH / 48" T8 32W / Electronic | 2 | 5 | 67 | 335 |
| SC1 BOH ( Multifamily 10949 sq ft ) | | | | |
| 22" Square: BOH / Other / Electronic | 2 | 5 | 42 | 210 |
| 48" Rect: BOH / 48" T12 40W / Electronic | 1 | 65 | 42 | 2730 |
| C Linear Fluorescent: BOH / 48" T8 32W / Electronic | 2 | 15 | 67 | 1005 |
| B Linear Fluorescent: BOH / 48" T8 32W / Electronic | 2 | 6 | 67 | 402 |
| A Linear Fluorescent: BOH / 48" T8 32W / Electronic | 2 | 5 | 67 | 335 |
| Cellar BOH ( Multifamily 4608 sq ft ) | | | | |
| C Linear Fluorescent: BOH / 48" T8 32W / Electronic | 2 | 20 | 67 | 1340 |
| B Linear Fluorescent: BOH / 48" T8 32W / Electronic | 2 | 7 | 67 | 469 |
| 22" Square: BOH / Other / Electronic | 2 | 10 | 42 | 420 |
| 1st Floor BOH ( Multifamily 1537 sq ft ) | | | | |
| B Linear Fluorescent: BOH / 48" T8 32W / Electronic | 2 | 7 | 67 | 469 |
| 22" Square: BOH / Other / Electronic | 2 | 24 | 42 | 1008 |
| C Linear Fluorescent: BOH / 48" T8 32W / Electronic | 2 | 2 | 67 | 134 |
| Rental BOH ( Multifamily 1758 sq ft ) | | | | |
| B Linear Fluorescent: BOH / 48" T8 32W / Electronic | 2 | 6 | 67 | 402 |
| C Linear Fluorescent: BOH / 48" T8 32W / Electronic | 2 | 2 | 67 | 134 |
| 22" Square: BOH / Other / Electronic | 2 | 2 | 42 | 84 |
| 23rd BOH ( Multifamily 4246 sq ft ) | | | | |
| C Linear Fluorescent: BOH / 48" T8 32W / Electronic | 2 | 32 | 67 | 2144 |
| B Linear Fluorescent: BOH / 48" T8 32W / Electronic | 2 | 2 | 67 | 134 |
| 24th BOH ( Multifamily 8337 sq ft ) | | | | |
| C Linear Fluorescent: BOH / 48" T8 32W / Electronic | 2 | 52 | 67 | 3484 |
| B Linear Fluorescent: BOH / 48" T8 32W / Electronic | 2 | 2 | 67 | 134 |
| 26th BOH ( Multifamily 4316 sq ft ) | | | | |
| C Linear Fluorescent: BOH / 48" T8 32W / Electronic | 2 | 29 | 67 | 1943 |
| B Linear Fluorescent: BOH / 48" T8 32W / Electronic | 2 | 2 | 67 | 134 |
| Roof BOH ( Multifamily 927 sq ft ) | | | | |
| C Linear Fluorescent: BOH / 48" T8 32W / Electronic | 2 | 4 | 67 | 268 |
| B Linear Fluorescent: BOH / 48" T8 32W / Electronic | 2 | 2 | 67 | 134 |
| | | | Total Proposed Watts = | 77788 |

## Section 4: Requirements Checklist

**Lighting Wattage:**

☒ 1. Total proposed watts must be less than or equal to total allowed watts.

| Allowed Watts | Proposed Watts | Complies |
|---|---|---|
| 110403 | 77788 | YES |

☒ 2. Exit signs 5 Watts or less per sign.

**Controls, Switching, and Wiring:**

☒ 3. Independent manual or occupancy sensing controls for each space (remote switch with indicator allowed for safety or security).

☐ 4. Occupant sensing control in class rooms, conference/meeting rooms, and employee lunch and break rooms.

*Exceptions:*

☐ Spaces with multi-scene control; shop classrooms, laboratory classrooms, and preschool through 12th grade classrooms.

☐ 5. Automatic shutoff control for lighting in >5000 sq.ft buildings by time-of-day device, occupant sensor, or other automatic control.

*Exceptions:*

☐ 24 hour operation lighting; patient care areas; where auto shutoff would endanger safety or security.

☐ 6. Master switch at entry to hotel/motel guest room.

☐ 7. Separate control device for display/accent lighting, case lighting, task lighting, nonvisual lighting, lighting for sale, and demonstration lighting.

☐ 8. Tandem wired one-lamp and three-lamp ballasted luminaires (No single-lamp ballasts).

*Exceptions:*

☐ Electronic high-frequency ballasts.

☐ Luminaires not on same switch.

☐ Recessed luminaires 10 ft. apart or surface/pendant not continuous.

☐ Luminaires on emergency circuits.

**Voltage Drop:**

☒ 9. Feeder conductors have been designed for a maximum voltage drop of 2 percent.

☒ 10.Branch circuit conductors have been designed for a maximum voltage drop of 3 percent.

Interior Lighting PASSES Design 30% better than code

## Section 5: Compliance Statement

*Compliance Statement:* The proposed lighting design represented in this document is consistent with the building plans, specifications and other calculations submitted with this permit application. The proposed lighting system has been designed to meet the 2010 New York Energy Conservation Construction Code (by application of 90.1 (2007) Standard) requirements in COMcheck Version 3.9.1 and to comply with the mandatory requirements in the Requirements Checklist.

Sheldon H. Steinver - SVP — Name - Title
Signature
10/10/12 — Date

## Section 5: Post Construction Compliance Statement

**Record Drawings and Operating and Maintenance Manuals:**

☐ 1. Construction documents with record drawings and operating and maintenance manuals provided to the owner.

Lighting Designer or Contractor Name — Signature — Date



Damian Titus
Buildings
APPROVED
Under Directive 2 of 1975
Date: 03/20/2014:
NYC Development Hub


OWNER:
SNOWPLOW LLC
950 THIRD AVENUE
NEW YORK, NY 10022
TEL.: (212) 486-2000

ARCHITECT OF RECORD:
SLCE*Architects, LLP*
841 BROADWAY
NEW YORK, NY 10003
TEL.: (212) 979-8400
FAX.: (212) 979-8387

DESIGN ARCHITECT:
SOM
14 WALL STREET
NEW YORK, NY 10005
TEL.: 212.298.9336
FAX.: 212.298.9500

STRUCTURAL ENGINEER:
DESIMONE
18 WEST 18th STREET
NEW YORK, NY 10011
TEL.: (212) 532-2311
FAX.: (212) 481-6108

MEP ENGINEER:
WSP • FLACK+KURTZ
512 SEVENTH AVENUE
NEW YORK, NY 10011
TEL.: (212) 532-9400

BUILDING ENVELOPE CONSULTANT:
GMS
GILBANZ MURRAY STEFICEK LLP
129 WEST 27th STREET
NEW YORK, NY 10001
TEL.: (212) 254-0030


| No: | Date: | Revision: |
|---|---|---|
| | 10-10-12 | DOB FILING |
| | 04-20-12 | 100% DD |
| | 10-14-11 | 100% SD |

NORTH ARROW: N
SCALE: NONE

KEY PLAN:

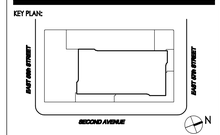


PROJECT:
**252 EAST 57th STREET**
**NEW YORK, NY**

TITLE:
MECHANICAL
COMPLIANCE REPORT #3

SEAL & SIGNATURE:

| | |
|---|---|
| SCALE: | AS SHOWN |
| DATE: | 09-02-11 |
| PROJECT No: | 2011-14 |
| FILE No: | 250 EAST 57th STREET |
| DRAWN BY: | I.P. |
| CHECKED BY: | C.K. |
| DWG. No.: | EN-102.00 |
| EN-102.dwg | 3 OF 3 |